

# Selected Interest & Exchange Rates

## Weekly Series of Charts

**March 17, 1980**

**Prepared by the  
FINANCIAL MARKETS  
SECTION**

**DIVISION OF  
INTERNATIONAL FINANCE**

**BOARD OF GOVERNORS  
FEDERAL RESERVE SYSTEM  
Washington, D.C. 20551**

---

# Table of Contents

## **TABLES**

1. LATEST FIGURES PLOTTED
2. DAILY CERTIFIED SPOT EXCHANGE RATES--  
H.10 RELEASE

## **CHARTS**

1. SPOT EXCHANGE RATE INDICES
2. 3-MONTH FORWARD EXCHANGE RATES
3. GOLD PRICE--LONDON
4. CALL MONEY RATES
5. 3-MONTH INTEREST RATES
6. EURO-DOLLAR DEPOSIT RATES
7. SELECTED EURO-DOLLAR AND  
U.S. MONEY MARKET RATES
8. INTEREST ARBITRAGE: 3-MONTH FUNDS
9. LONG-TERM GOVERNMENT BOND YIELDS
10. INDUSTRIAL STOCK INDICES

## **SUBSCRIPTION RATES:**

Weekly \$15.00 per year or \$.40 each in the United States, its possessions, Canada, and Mexico; 10 or more of the same issue to one address, \$13.50 per year or \$.35 each. Elsewhere, \$20.00 per year or \$.50 each. Address requests to Publications Services, Division of Administrative Services, and make payment remittance payable to the order of the Board of Governors of the Federal Reserve System in a form collectible at par in U.S. Currency.

CHART 1  
**SPOT EXCHANGE INDICES**  
 DOLLAR PRICES OF FOREIGN CURRENCIES AND WEIGHTED AVERAGE VALUES (THIN LINE)  
 AVERAGES FOR WEEK ENDING WEDNESDAY

RATIO SCALE  
 MARCH 1973=100

RATIO SCALE  
 MARCH 1973=100

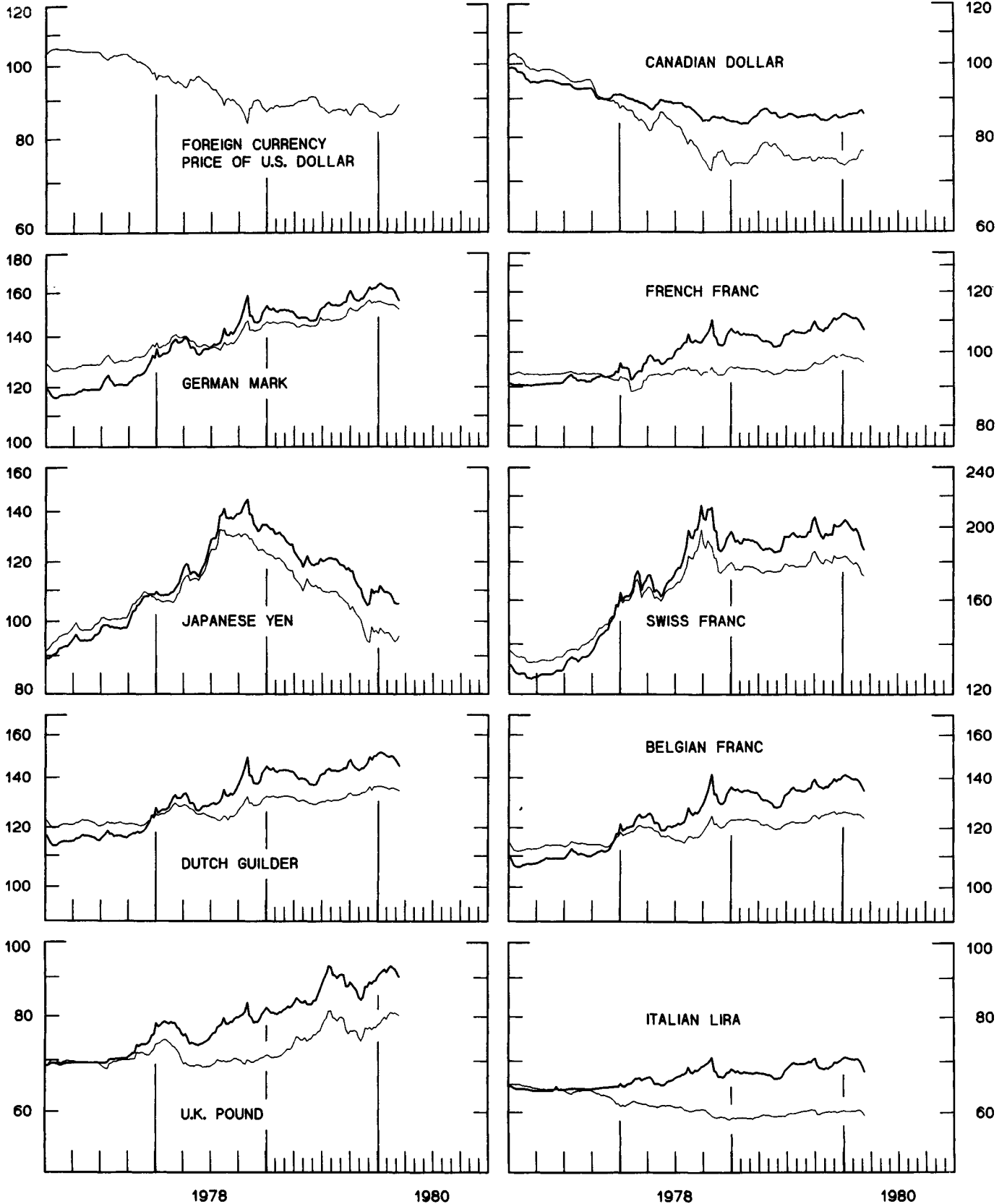


CHART 2  
**3-MONTH FORWARD EXCHANGE RATES**  
 PREMIUM (+) OR (-)  
 AVERAGES FOR WEEK ENDING WEDNESDAY

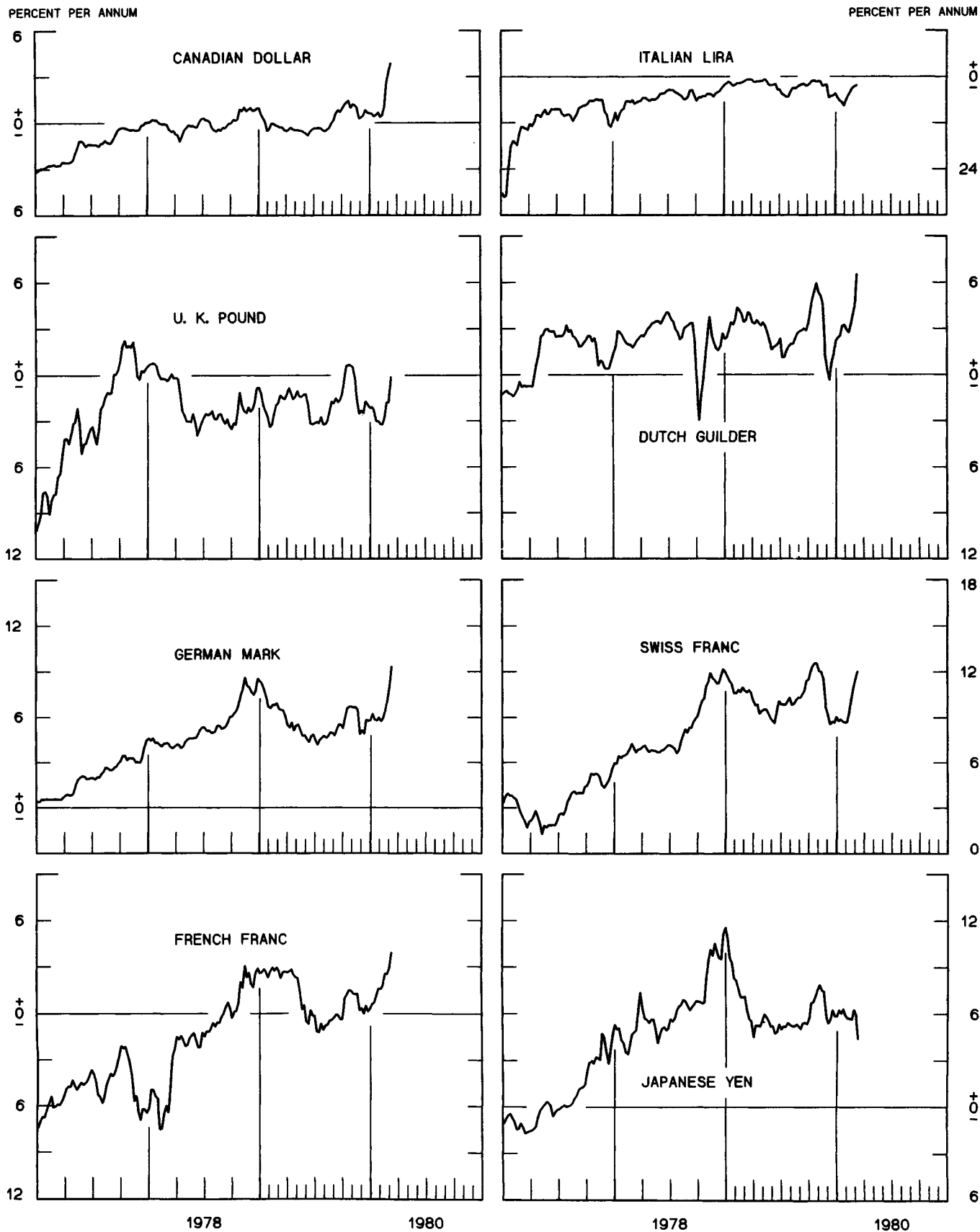


CHART 3  
**PRICE OF GOLD IN LONDON**  
AVERAGES FOR WEEK ENDING WEDNESDAY

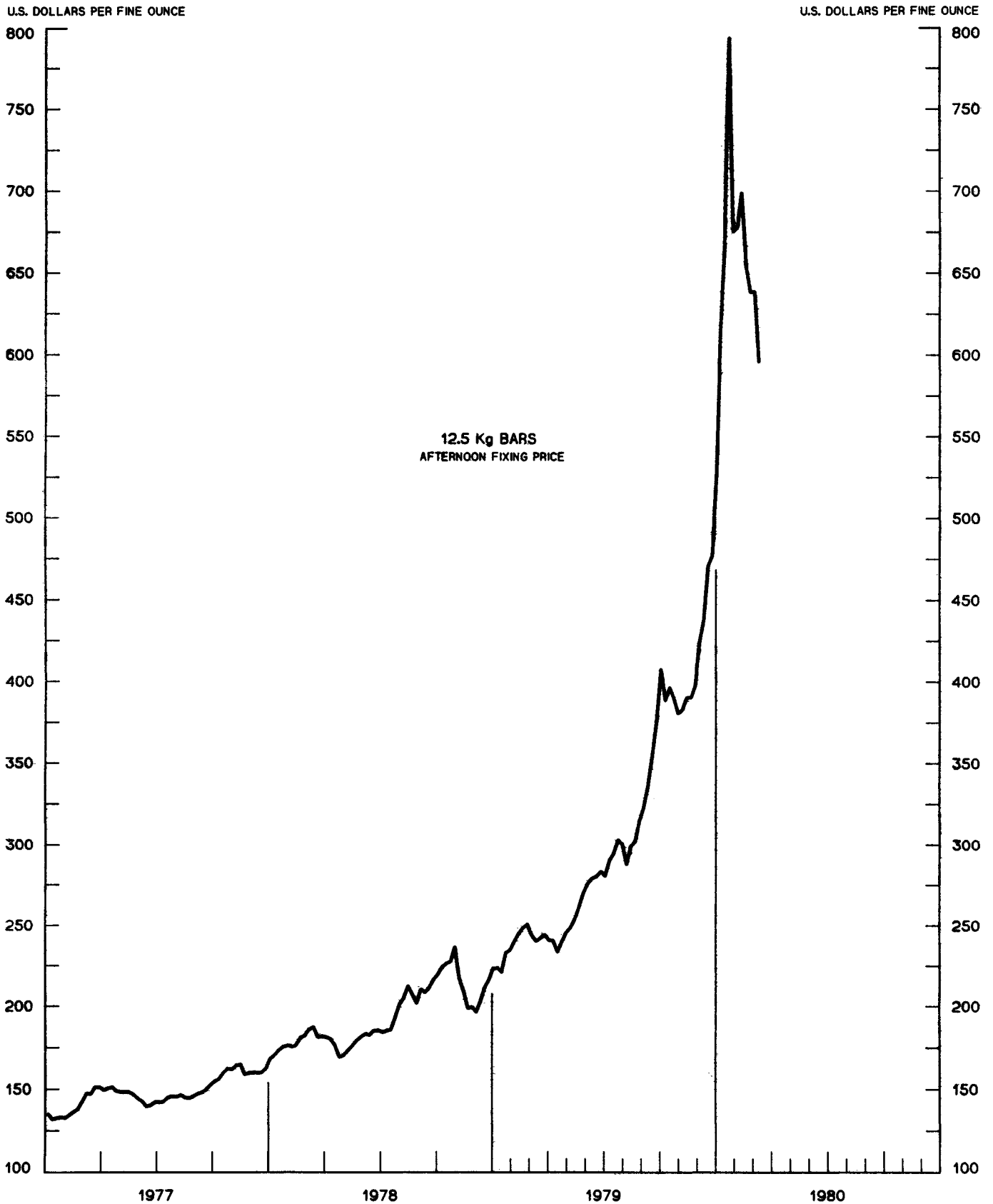


CHART 4  
**CALL MONEY RATES**  
 WEEKLY SERIES

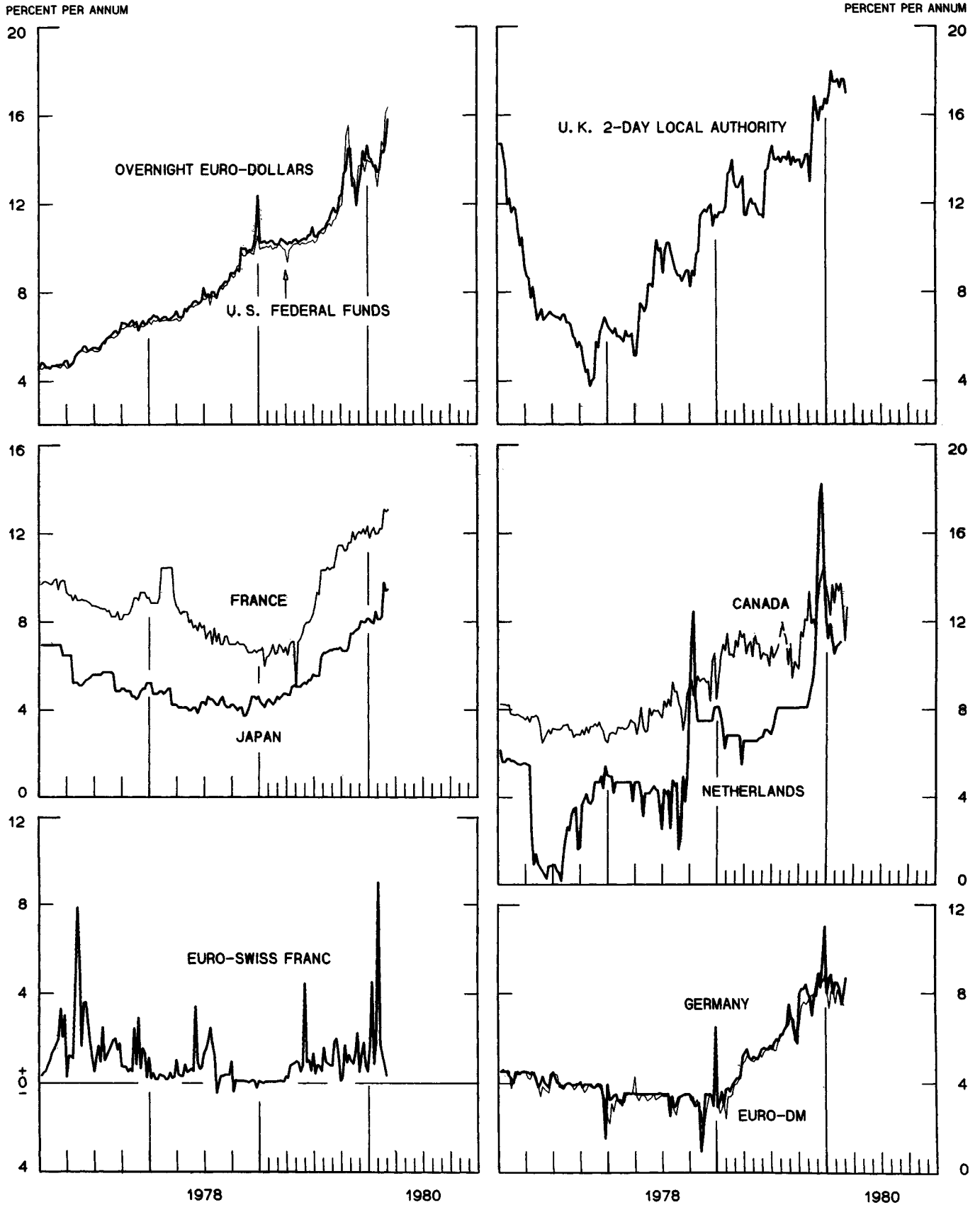


CHART 5  
**3-MONTH INTEREST RATES**  
 WEEKLY SERIES

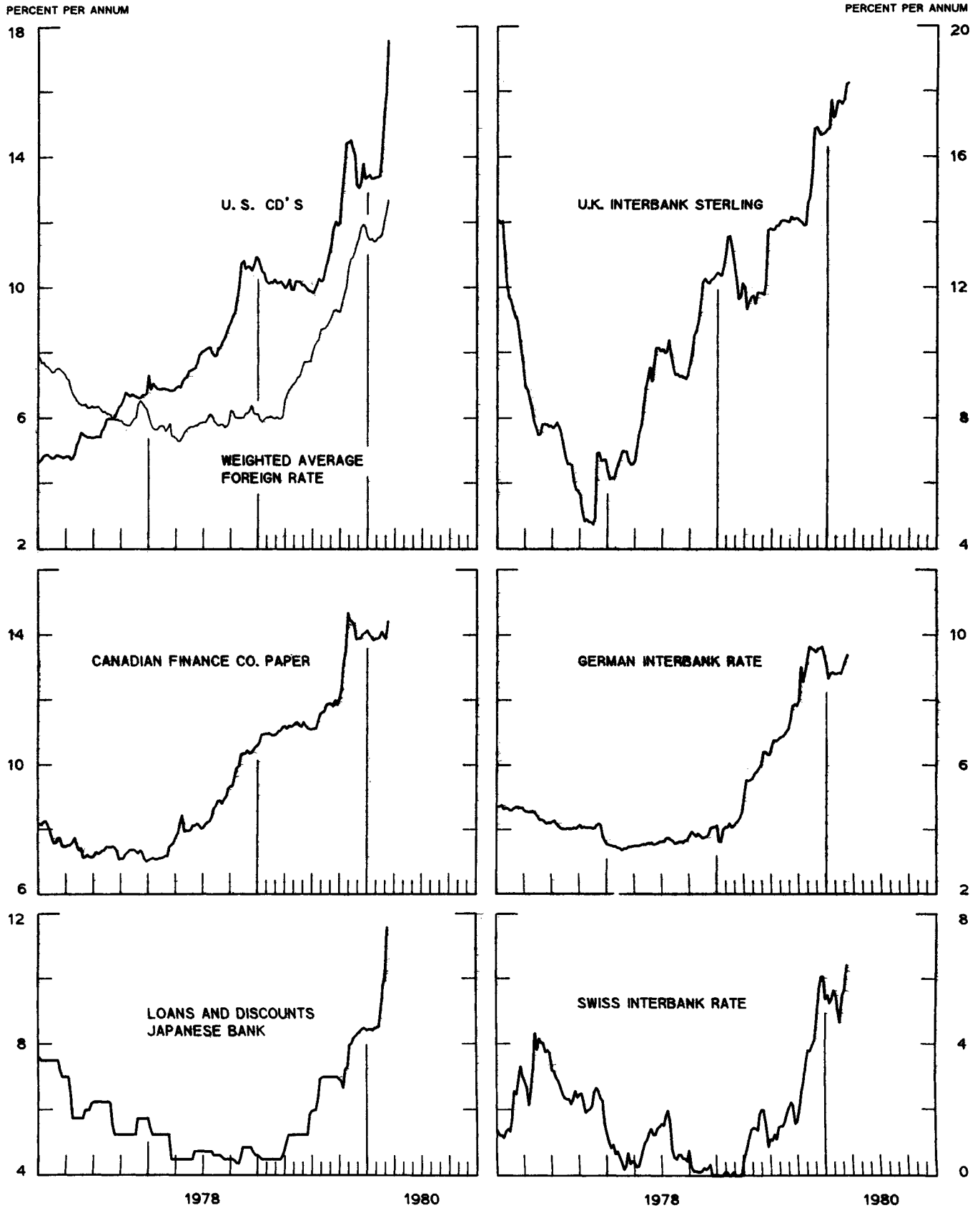


CHART 6  
EURO-DOLLAR DEPOSIT RATES LONDON  
AVERAGES FOR WEEK ENDING WEDNESDAY

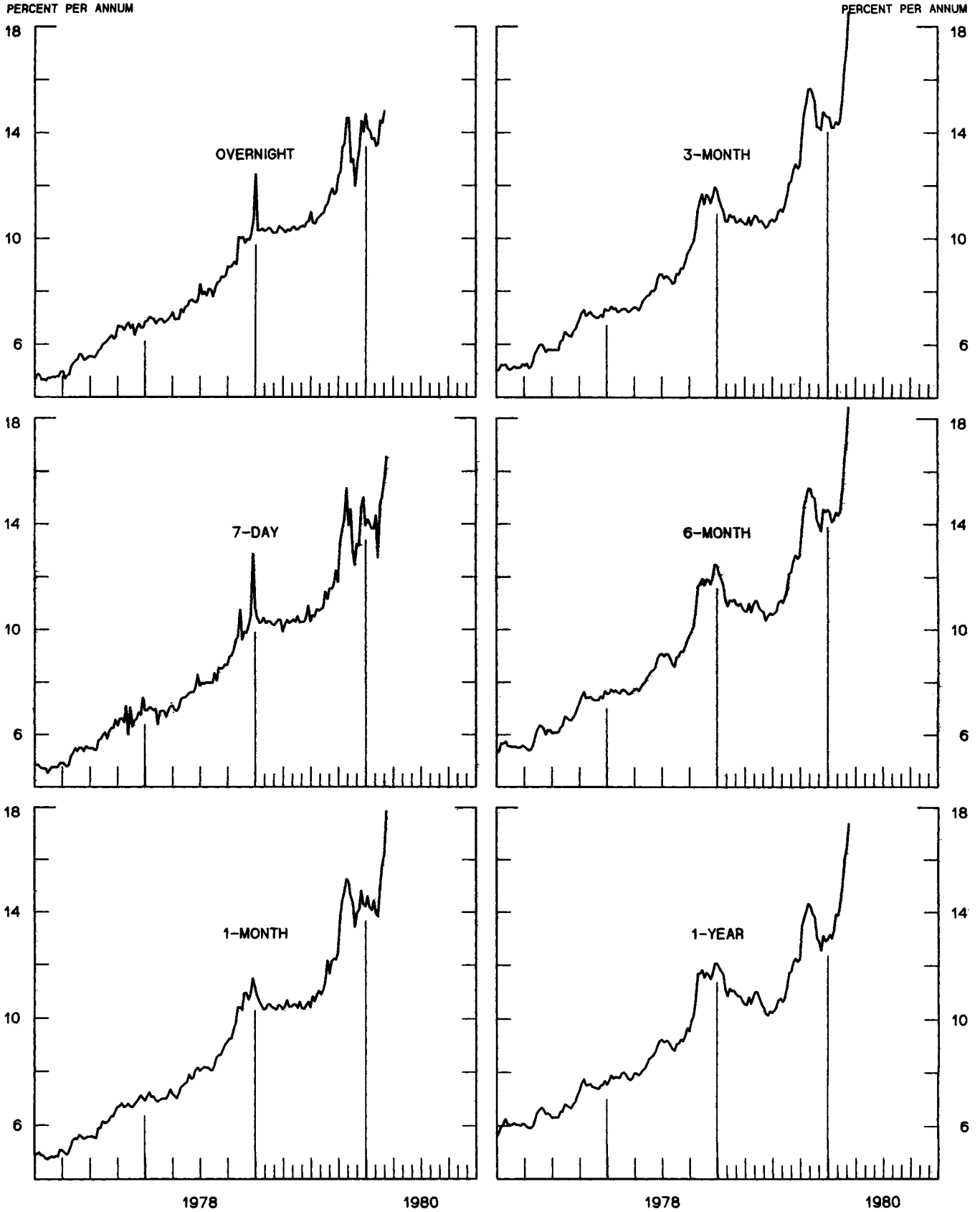
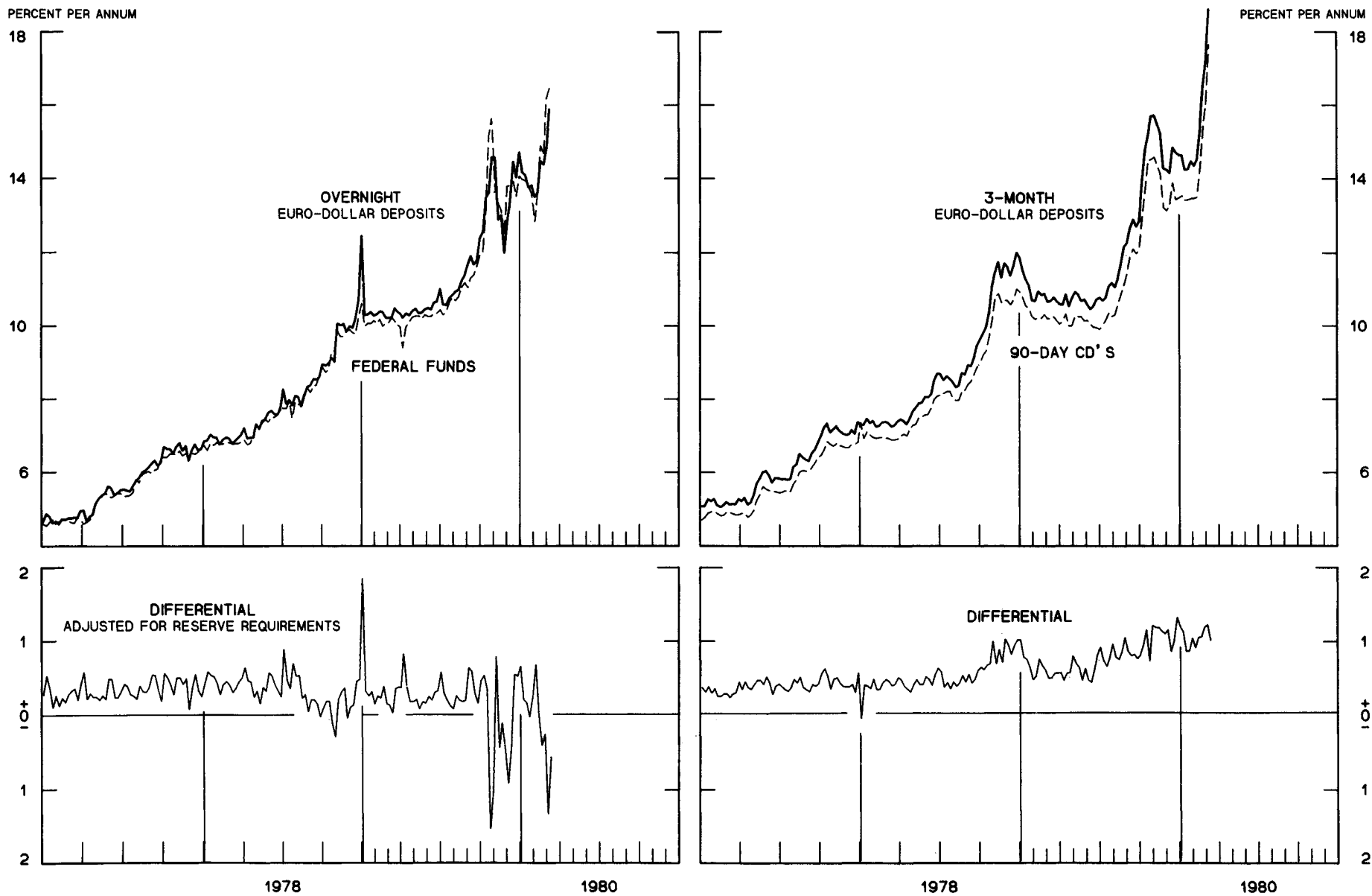




CHART 7  
**SELECTED EURO-DOLLAR AND U. S. MONEY MARKET RATES**

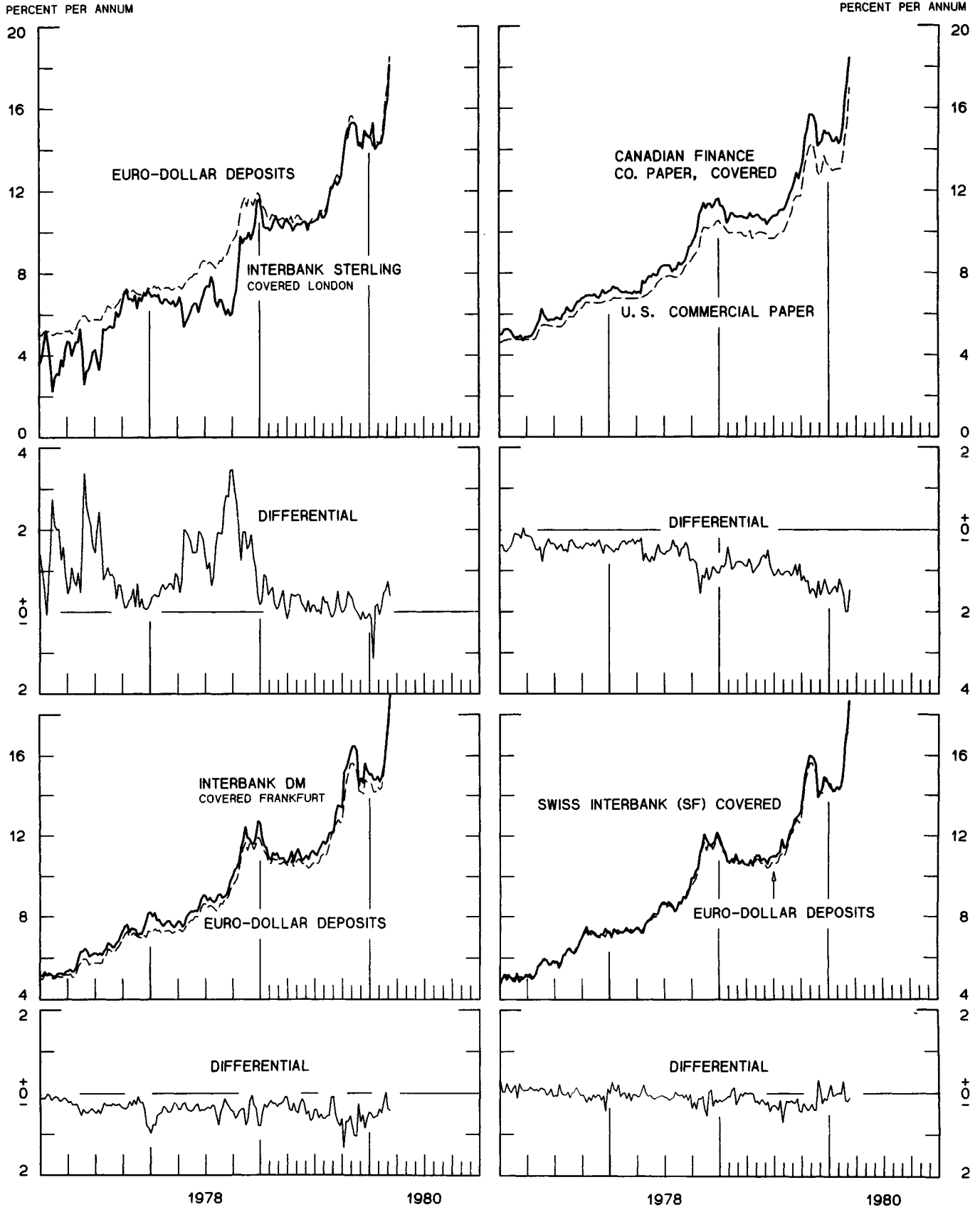
DIFFERENTIAL: PLUS(+), FAVORS BORROWING IN U. S.  
 AVERAGES FOR WEEK ENDING WEDNESDAY



1 PERCENT ON DIFFERENTIAL SCALE = 2 PERCENT ON RATE SCALE

# INTEREST ARBITRAGE: 3-MONTH FUNDS

DIFFERENTIAL: PLUS(+), INDICATES FAVOR DOLLAR ASSETS  
AVERAGES FOR WEEK ENDING WEDNESDAY



1 PERCENT ON DIFFERENTIAL SCALE = 2 PERCENT ON RATE SCALE

CHART 9  
**LONG-TERM GOVERNMENT BOND YIELDS**  
 WEEKLY SERIES

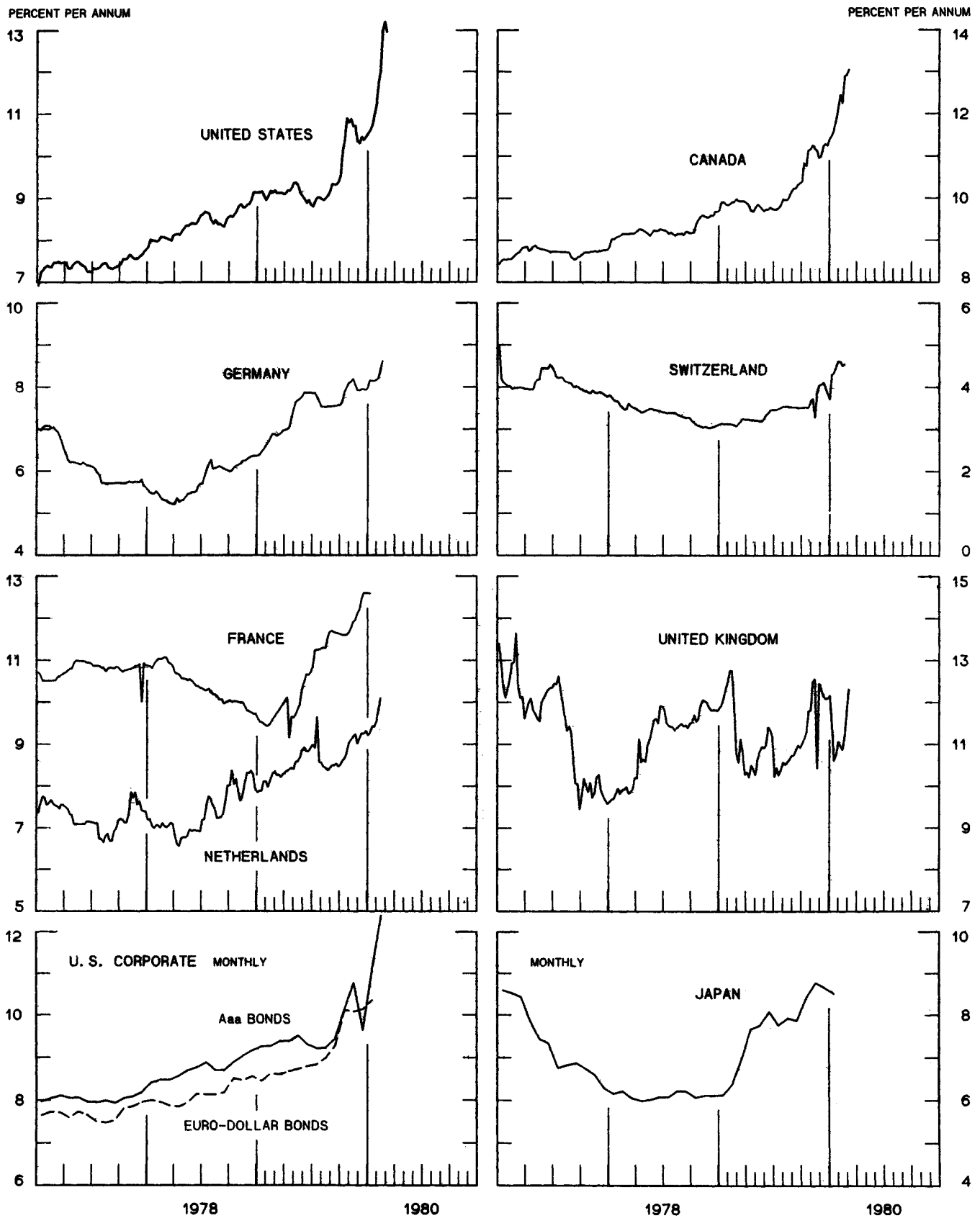
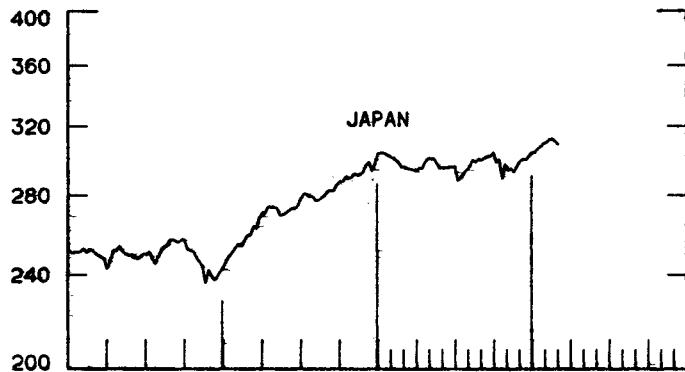
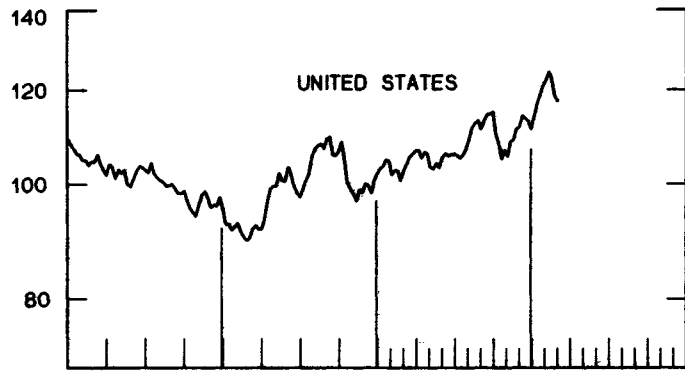
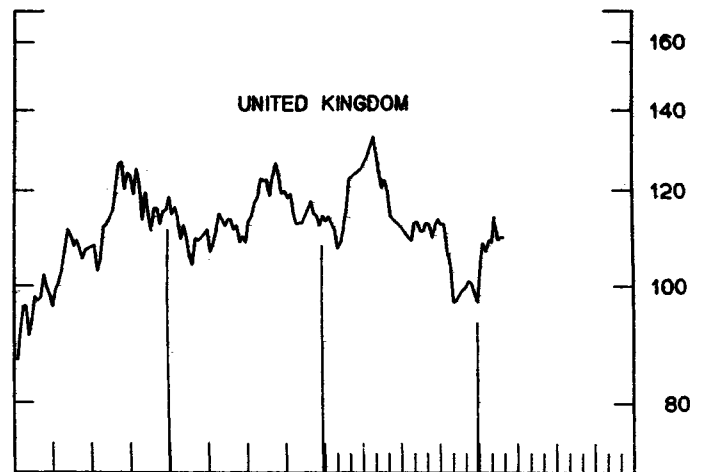
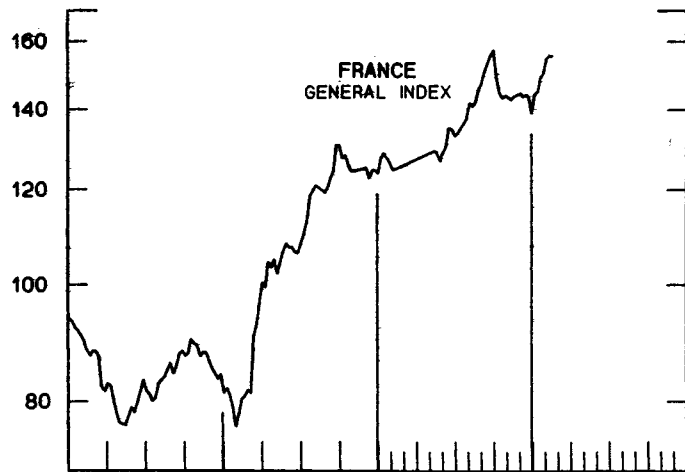
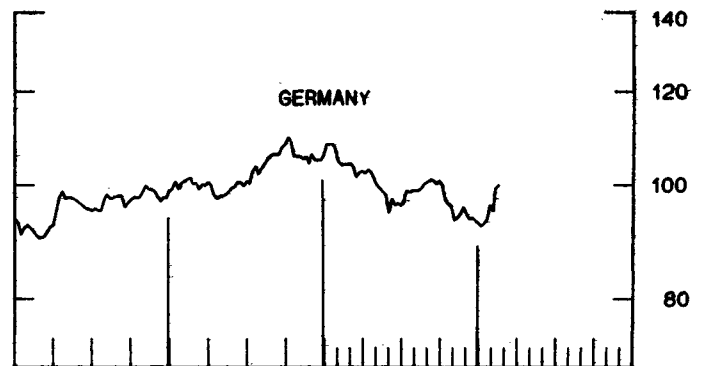
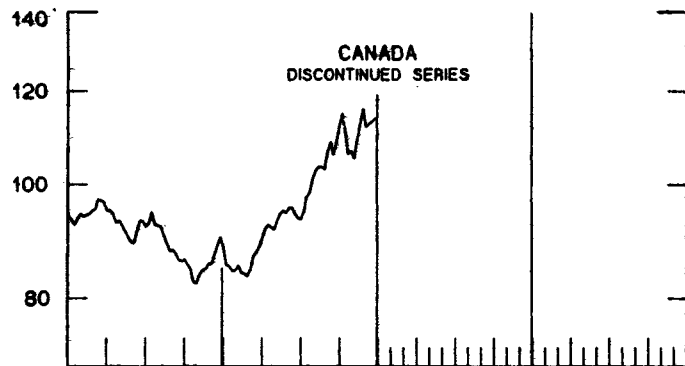
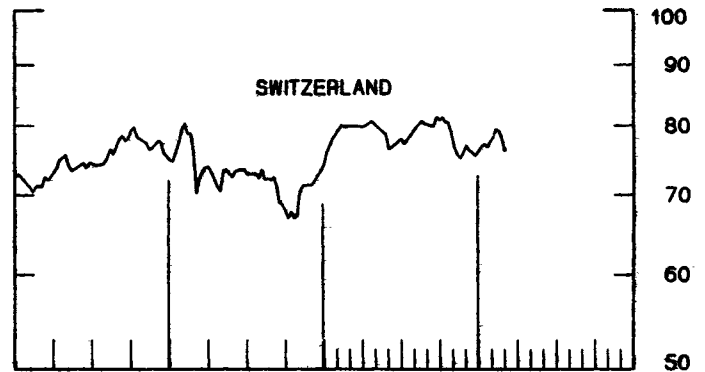


CHART 10  
**INDUSTRIAL STOCK INDICES**  
 WEEKLY SERIES

RATIO SCALE  
 1969=100



RATIO SCALE  
 1969=100



1978

1980

1978

1980

SERIES NAME

LAST VALUE PLOTTED  
DATE VALUE

CHART 1. SPOT EXCHANGE RATES AND INDICES

WEEKLY AVERAGES, NOON BUYING RATES (U.S. CENTS)

GERMAN MARK	MARCH 12	55.43
JAPANESE YEN	MARCH 12	0.40369
DUTCH GUILDER	MARCH 12	50.50
U.K. POUND	MARCH 12	222.75
CANADIAN DOLLAR	MARCH 12	86.11
FRENCH FRANC	MARCH 12	23.69
SWISS FRANC	MARCH 12	57.95
BELGIAN FRANC	MARCH 12	3.41256
ITALIAN LIRA	MARCH 12	0.11937

INDICES, MARCH 1973 BASE RATES = 100

GERMAN MARK	MARCH 12	155.94
JAPANESE YEN	MARCH 12	105.70
DUTCH GUILDER	MARCH 12	144.97
U.K. POUND	MARCH 12	90.09
CANADIAN DOLLAR	MARCH 12	85.82
FRENCH FRANC	MARCH 12	106.76
SWISS FRANC	MARCH 12	186.42
BELGIAN FRANC	MARCH 12	134.47
ITALIAN LIRA	MARCH 12	67.81

WEIGHTED AVERAGE EXCHANGE VALUE INDICES, MAR 1973 = 100  
(G-10 COUNTRIES PLUS SWITZERLAND)

U.S. DOLLAR	MARCH 12	88.67
GERMAN MARK	MARCH 12	151.93
JAPANESE YEN	MARCH 12	95.70
DUTCH GUILDER	MARCH 12	134.44
U.K. POUND	MARCH 12	80.28
CANADIAN DOLLAR	MARCH 12	76.59
FRENCH FRANC	MARCH 12	96.80
SWISS FRANC	MARCH 12	172.18
BELGIAN FRANC	MARCH 12	123.63
ITALIAN LIRA	MARCH 12	59.45
SWEDISH KRONA	MARCH 12	93.91

CHART 2. 3-MONTH FORWARD EXCHANGE RATES, PREMIUM OR DISCOUNT

CANADIAN DOLLAR	MARCH 12	3.89
U.K. POUND	MARCH 12	-0.09
GERMAN MARK	MARCH 12	9.37
FRENCH FRANC	MARCH 12	3.95
SWISS FRANC	MARCH 12	12.04
DUTCH GUILDER	MARCH 12	6.56
JAPANESE YEN	MARCH 12	4.41
ITALIAN LIRA	MARCH 12	-2.19

LAST VALUE PLOTTED  
DATE VALUE

SERIES NAME

CHART 3. GOLD PRICE IN LONDON, AFTERNOON FIXING

U.S. DOLLARS PER FINE OUNCE MARCH 12 595.19

CHART 4. CALL MONEY RATES

U.S. FEDERAL FUNDS	MARCH 12	16.45
OVERNIGHT EURO-DOLLAR DEPOSITS	MARCH 12	15.88
U.K. 2-DAY LOCAL AUTHORITY DEPOSITS	MARCH 7	17.00
CANADA	MARCH 7	12.68
GERMANY	MARCH 7	8.70
EURO-DM	FEB. 29	7.44
JAPAN	MARCH 7	9.50
FRANCE	MARCH 7	13.13
NETHERLANDS	FEB. 15	11.10
EURO-SWISS FRANC	FEB. 29	0.31

CHART 5. 3-MONTH INTEREST RATES

U.S. 90-DAY CD'S, SECONDARY MARKET	MARCH 12	17.60
GERMAN INTERBANK LOAN	MARCH 12	9.42
JAPANESE BANK LOANS & DISCOUNTS	MARCH 12	11.60
CANADIAN FINANCE PAPER	MARCH 12	14.44
INTERBANK STERLING	MARCH 12	18.28
SWISS INTERBANK LOAN	MARCH 12	6.45
WEIGHTED AVERAGE FOREIGN INTEREST RATE (G-10 COUNTRIES PLUS SWITZERLAND)	MARCH 12	12.71

CHART 6. EURO-DOLLAR DEPOSIT RATES: LONDON

OVERNIGHT	MARCH 12	15.88
7-DAY	MARCH 12	16.55
1-MONTH	MARCH 12	17.86
3-MONTH	MARCH 12	18.58
6-MONTH	MARCH 12	18.45
1-YEAR	MARCH 12	17.40

CHART 7. SELECTED EURO-DOLLAR AND U.S. MONEY MARKET RATES

OVERNIGHT EURO-DOLLAR DEPOSITS	MARCH 12	15.88
U.S. FEDERAL FUNDS	MARCH 12	16.45
DIFFERENTIAL ADJ. FOR RESERVE REQUIREMENTS	MARCH 12	-0.57
3-MONTH EURO-DOLLAR DEPOSIT RATE	MARCH 12	18.58
U.S. 90-DAY CD'S, SECONDARY MARKET	MARCH 12	17.60
DIFFERENTIAL	MARCH 12	0.97

SERIES NAME

LAST VALUE PLOTTED  
DATE VALUE

CHART 8. INTEREST ARBITRAGE, 3-MONTH FUNDS

EURO-DOLLAR DEPOSIT	MARCH 12	18.58
INTERBANK STERLING (LONDON), COVERED	MARCH 12	18.18
DIFFERENTIAL	MARCH 12	0.39
U.S. COMMERCIAL PAPER	MARCH 12	17.01
CANADIAN FINANCE PAPER, COVERED	MARCH 12	18.47
DIFFERENTIAL	MARCH 12	-1.46
EURO-DOLLAR DEPOSIT	MARCH 12	18.58
INTERBANK DM (FRANKFURT), COVERED	MARCH 12	19.01
DIFFERENTIAL	MARCH 12	-0.43
EURO-DOLLAR DEPOSIT	MARCH 12	18.58
SWISS INTERBANK, COVERED	MARCH 12	18.68
DIFFERENTIAL	MARCH 12	-0.11

CHART 9. LONG TERM GOVERNMENT BOND YIELDS

UNITED STATES	MARCH 7	12.94
GERMANY	FEB. 22	8.62
JAPAN (MONTHLY)	JAN.	8.50
SWITZERLAND	FEB. 22	4.54
CANADA	MARCH 7	13.04
FRANCE	JAN. 11	12.57
NETHERLANDS	FEB. 15	10.10
UNITED KINGDOM	MARCH 7	12.32

U.S. CORPORATE

AAA BONDS	FEB.	12.38
EURO-DM BONDS	DEC.	6.63
EURO-DOLLAR BONDS	JAN.	10.35

CHART 10. INDUSTRIAL STOCK INDICES

UNITED STATES	MARCH 7	117.27
JAPAN	MARCH 7	308.52
CANADA	DEC. 29	113.81
FRANCE	FEB. 22	155.30
UNITED KINGDOM	MARCH 7	109.67
SWITZERLAND	MARCH 7	76.19
GERMANY	FEB. 22	100.07