

Selected Interest & Exchange Rates

Weekly Series of Charts

February 25, 1980

**Prepared by the
FINANCIAL MARKETS
SECTION**

**DIVISION OF
INTERNATIONAL FINANCE**

**BOARD OF GOVERNORS
FEDERAL RESERVE SYSTEM
Washington, D.C. 20551**

Table of Contents

TABLES

1. LATEST FIGURES PLOTTED
2. DAILY CERTIFIED SPOT EXCHANGE RATES--H.10 RELEASE

CHARTS

1. SPOT EXCHANGE RATE INDICES
2. 3-MONTH FORWARD EXCHANGE RATES
3. GOLD PRICE--LONDON
4. CALL MONEY RATES
5. 3-MONTH INTEREST RATES
6. EURO-DOLLAR DEPOSIT RATES
7. SELECTED EURO-DOLLAR AND U.S. MONEY MARKET RATES
8. INTEREST ARBITRAGE: 3-MONTH FUNDS
9. LONG-TERM GOVERNMENT BOND YIELDS
10. INDUSTRIAL STOCK INDICES

SUBSCRIPTION RATES:

Weekly \$15.00 per year or \$.40 each in the United States, its possessions, Canada, and Mexico; 10 or more of the same issue to one address, \$13.50 per year or \$.35 each. Elsewhere, \$20.00 per year or \$.50 each. Address requests to Publications Services, Division of Administrative Services, and make payment remittance payable to the order of the Board of Governors of the Federal Reserve System in a form collectible at par in U.S. Currency.

SPOT EXCHANGE INDICES

DOLLAR PRICES OF FOREIGN CURRENCIES AND WEIGHTED AVERAGE VALUES (THIN LINE)
AVERAGES FOR WEEK ENDING WEDNESDAY

RATIO SCALE
MARCH 1973=100

RATIO SCALE
MARCH 1973=100

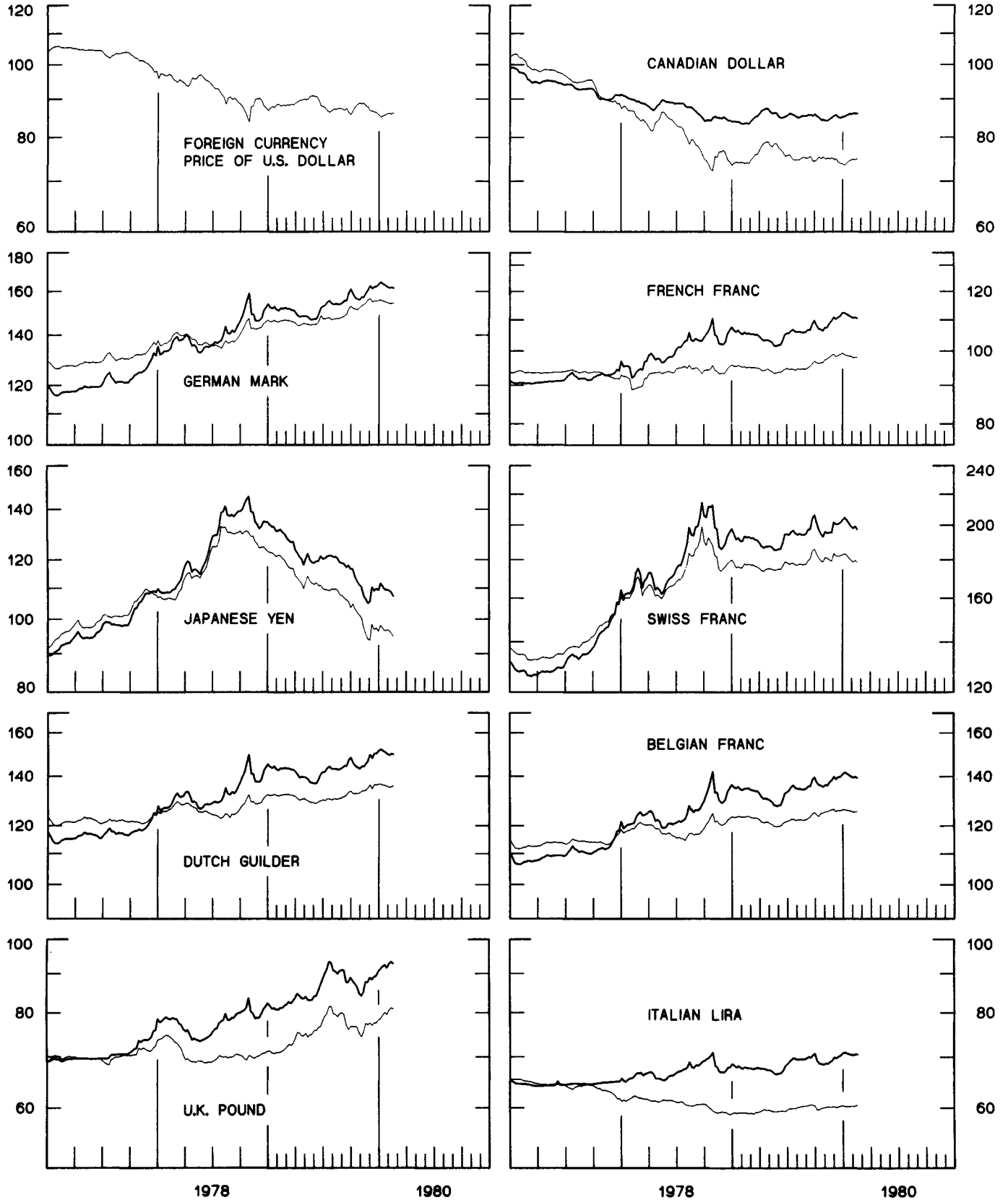


CHART 2
3-MONTH FORWARD EXCHANGE RATES

PREMIUM (+) OR (-)
 AVERAGES FOR WEEK ENDING WEDNESDAY

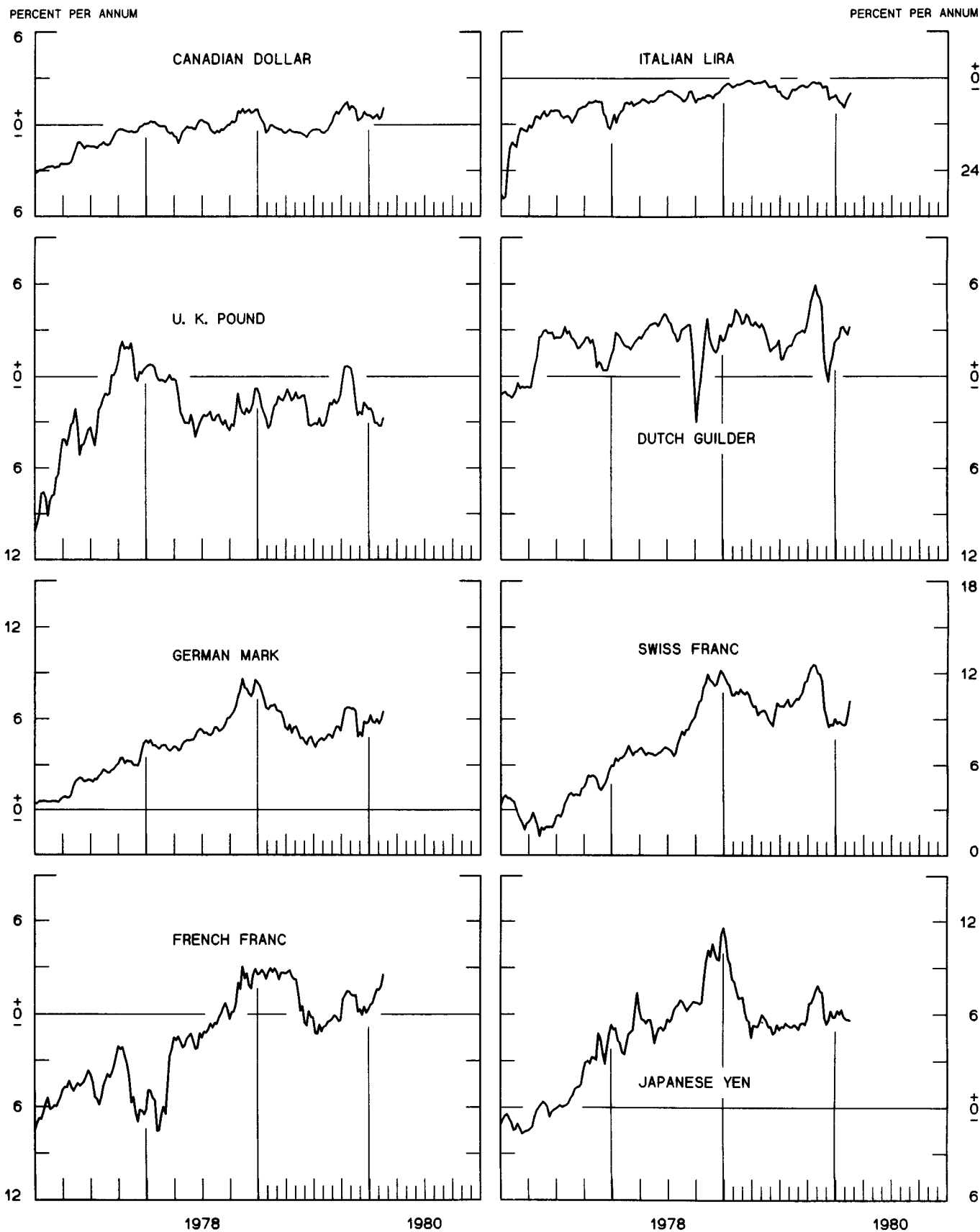
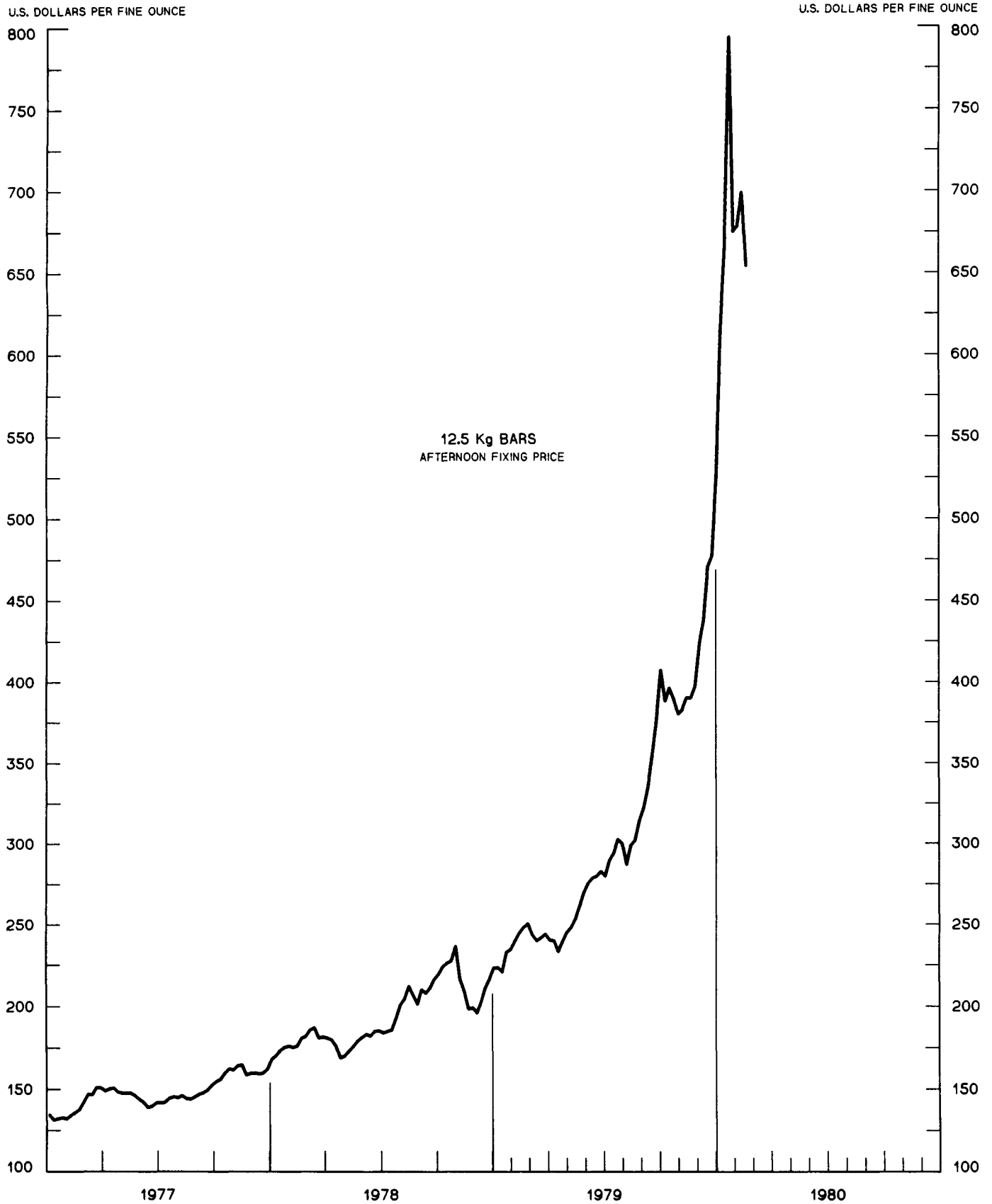


CHART 3
PRICE OF GOLD IN LONDON
AVERAGES FOR WEEK ENDING WEDNESDAY



12.5 Kg BARS
AFTERNOON FIXING PRICE

CHART 4
CALL MONEY RATES
 WEEKLY SERIES

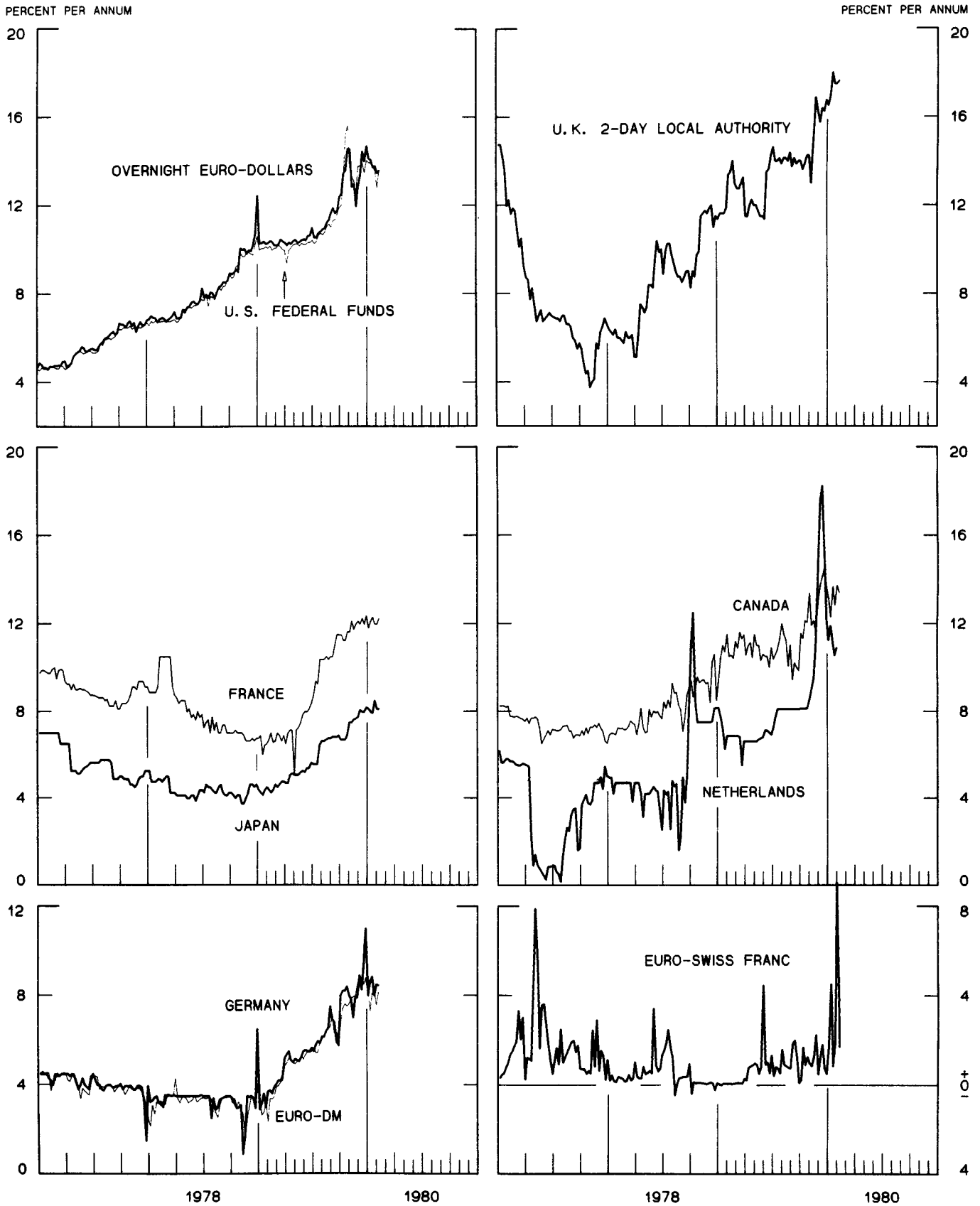


CHART 5
3-MONTH INTEREST RATES
 WEEKLY SERIES

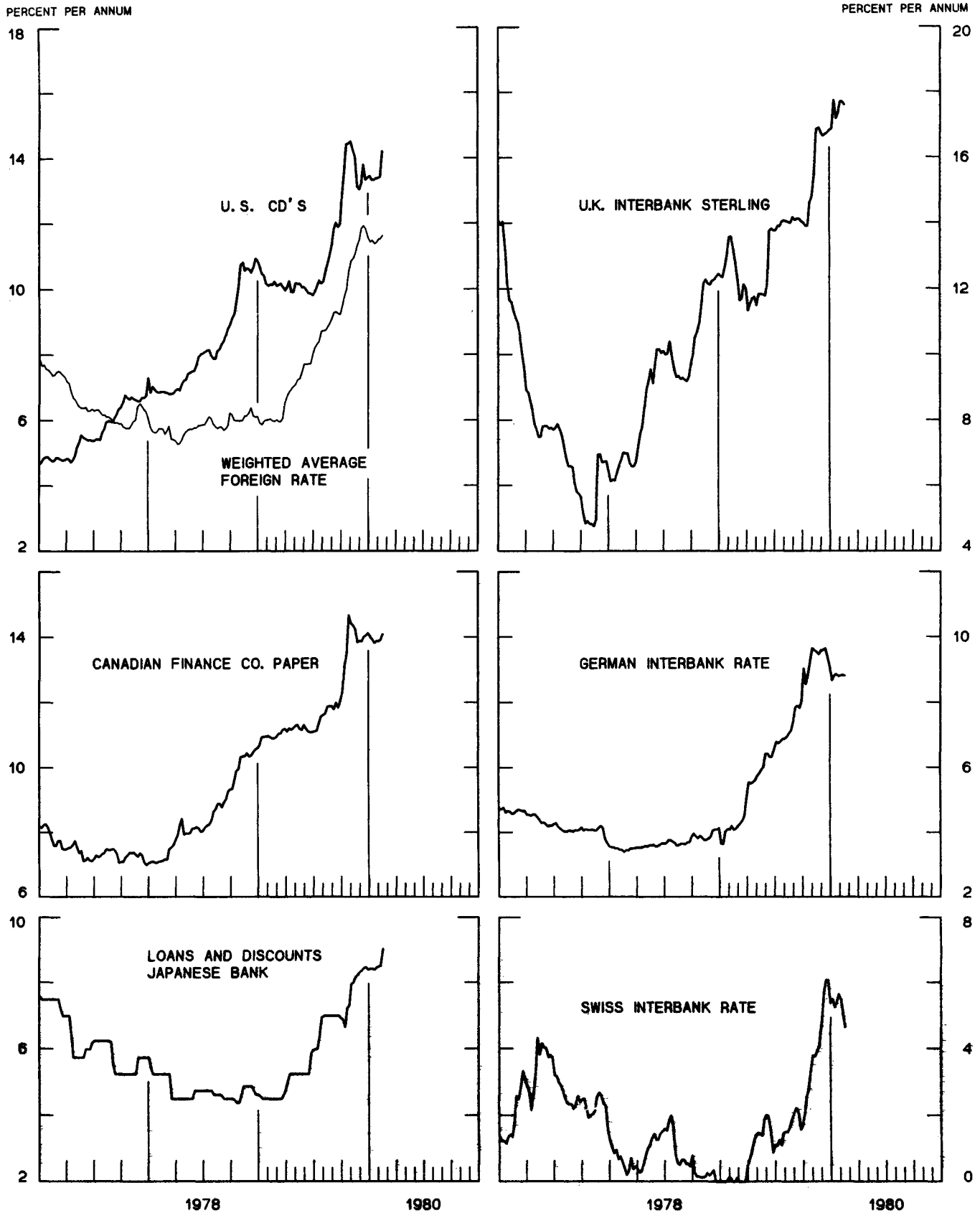


CHART 6
EURO-DOLLAR DEPOSIT RATES LONDON
 AVERAGES FOR WEEK ENDING WEDNESDAY

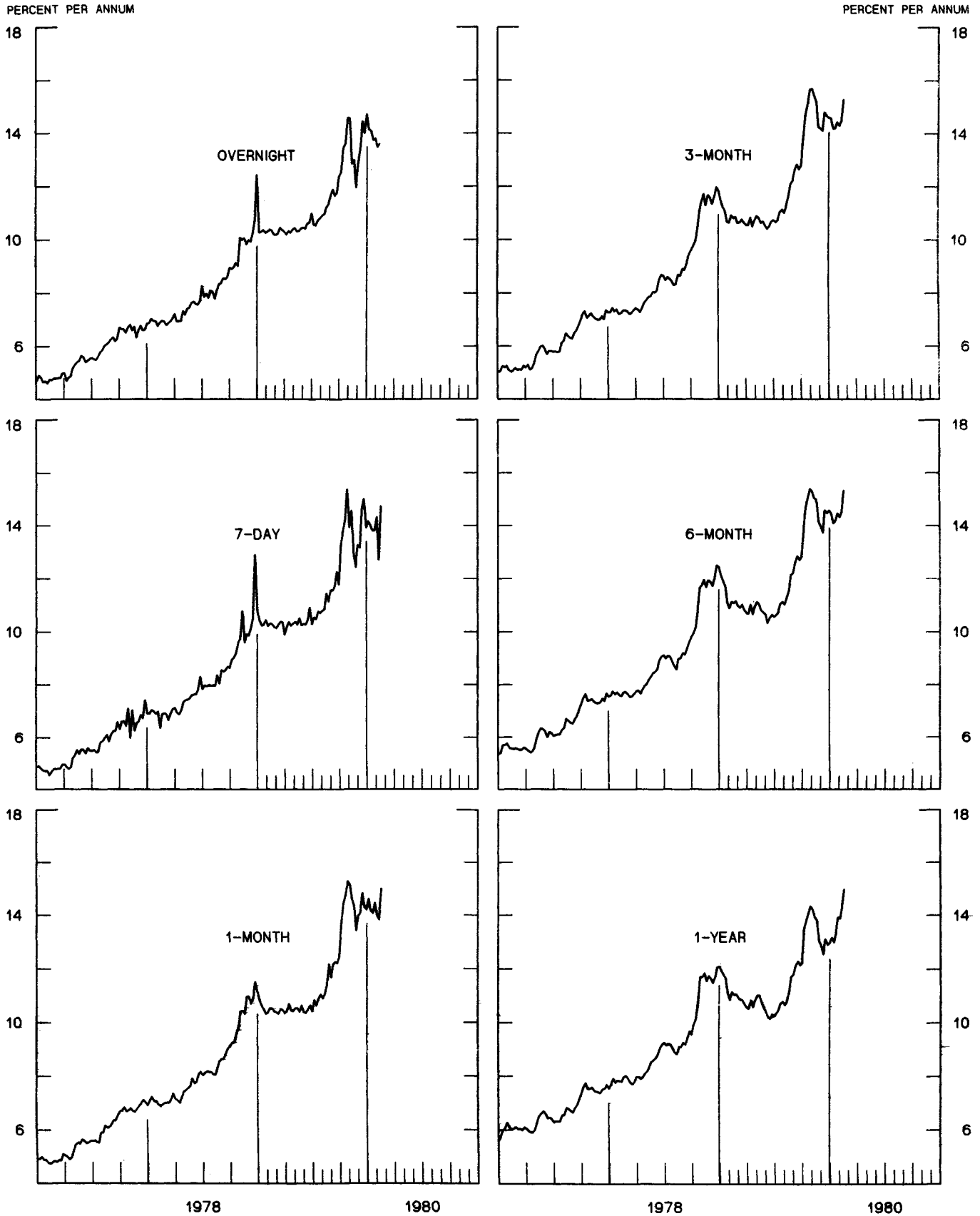
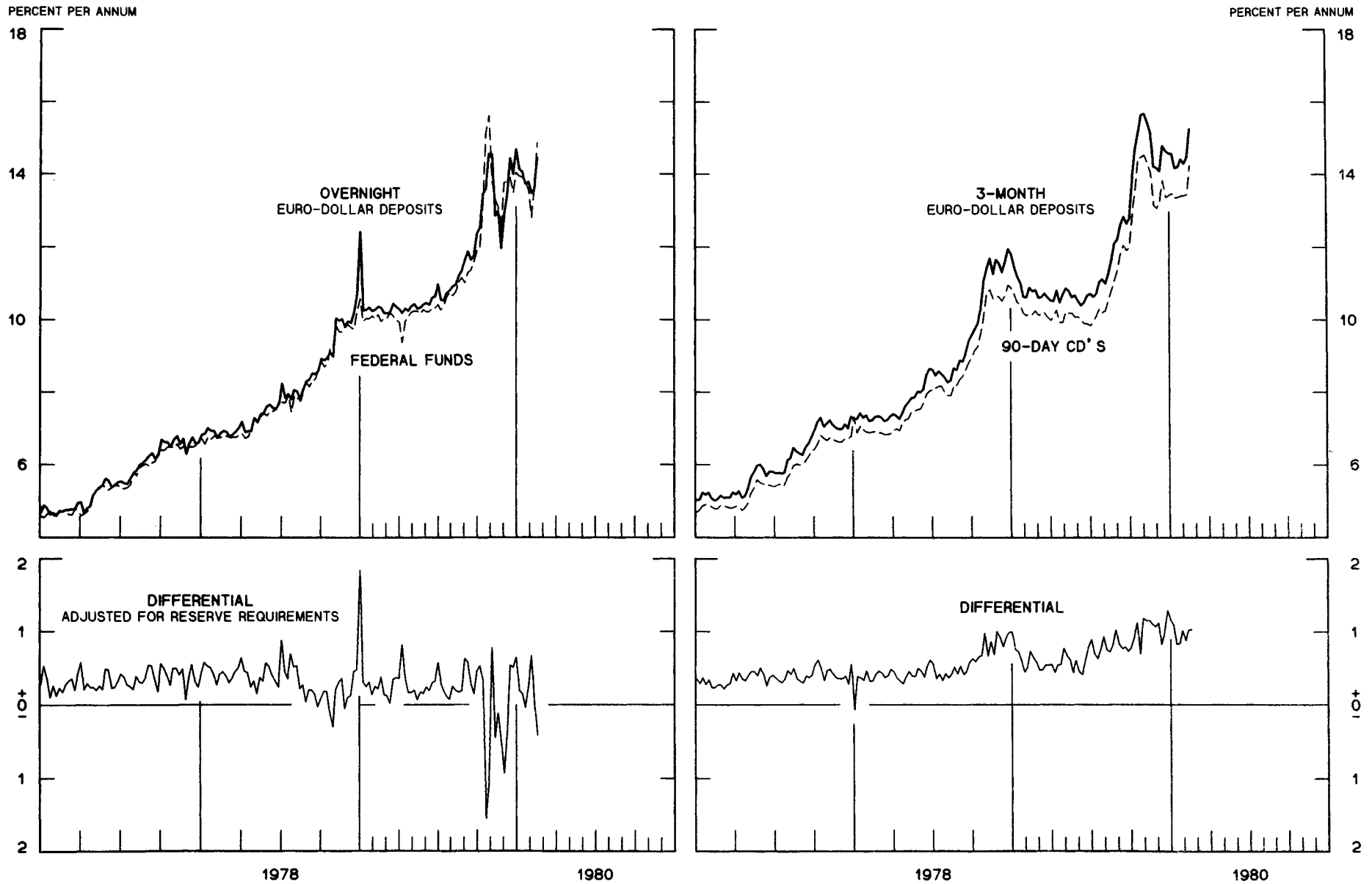


CHART 7
SELECTED EURO-DOLLAR AND U. S. MONEY MARKET RATES

DIFFERENTIAL: PLUS(+), FAVORS BORROWING IN U. S.
 AVERAGES FOR WEEK ENDING WEDNESDAY

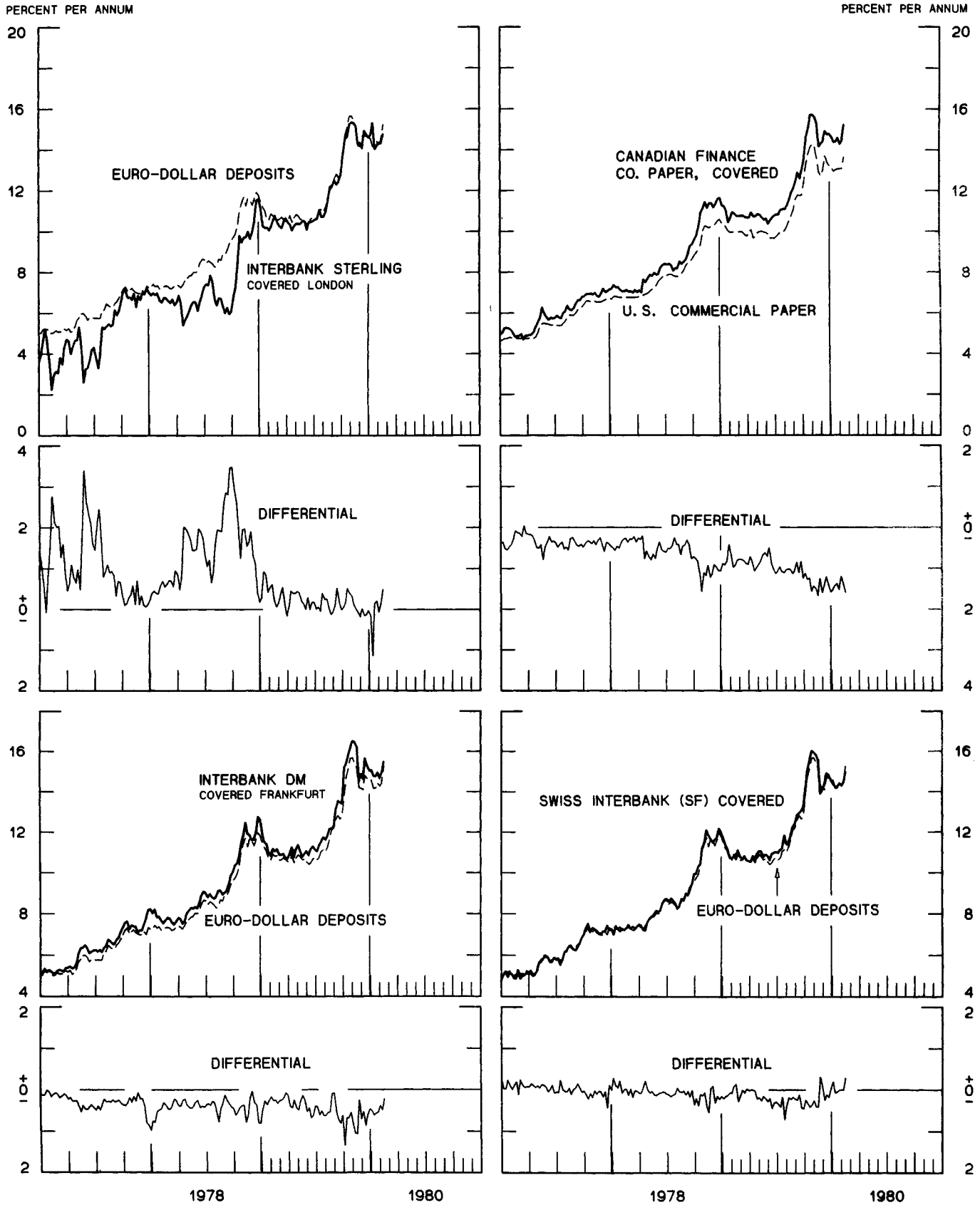


1 PERCENT ON DIFFERENTIAL SCALE = 2 PERCENT ON RATE SCALE

CHART 8

INTEREST ARBITRAGE: 3-MONTH FUNDS

DIFFERENTIAL: PLUS(+), INDICATES FAVOR DOLLAR ASSETS
AVERAGES FOR WEEK ENDING WEDNESDAY



1 PERCENT ON DIFFERENTIAL SCALE = 2 PERCENT ON RATE SCALE

CHART 9
LONG-TERM GOVERNMENT BOND YIELDS
 WEEKLY SERIES

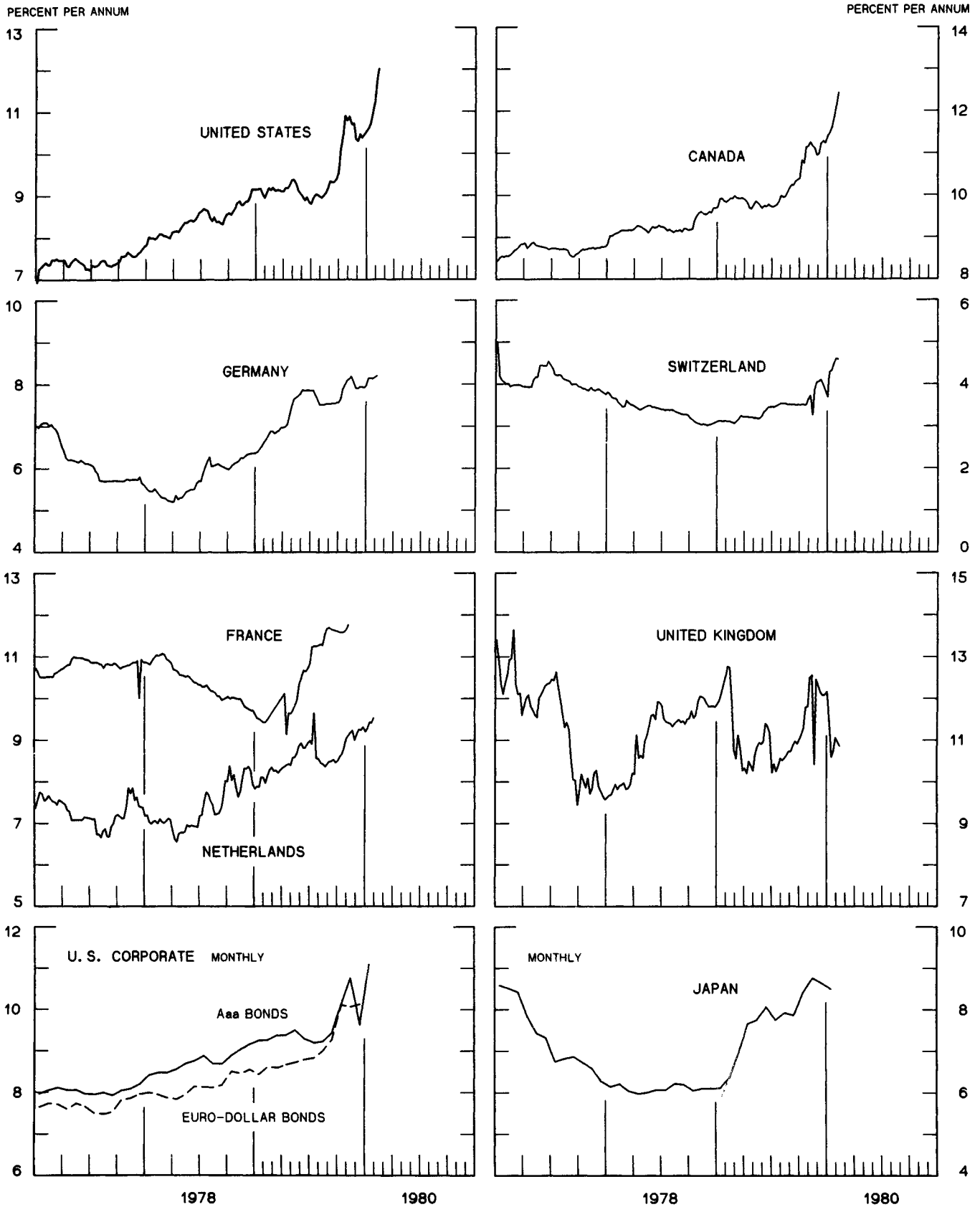
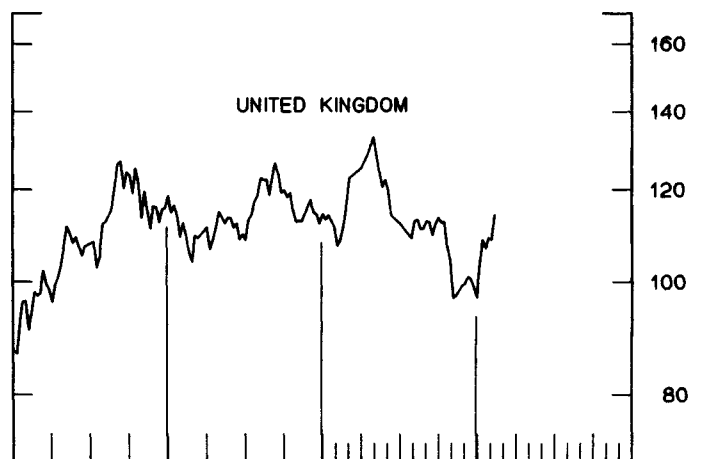
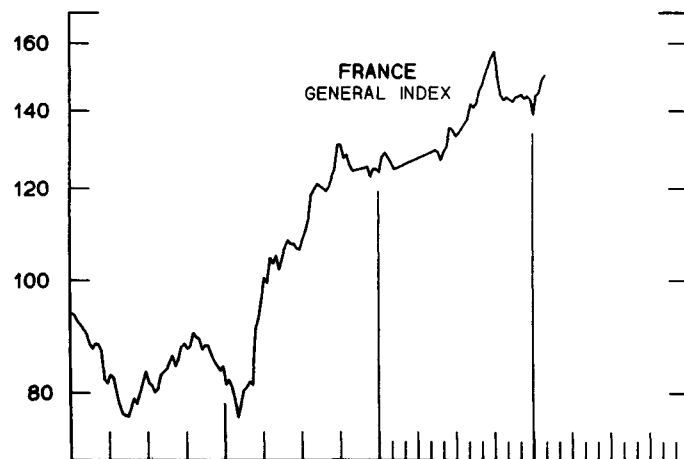
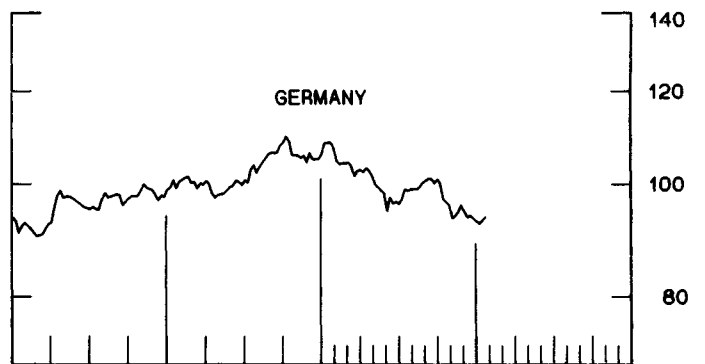
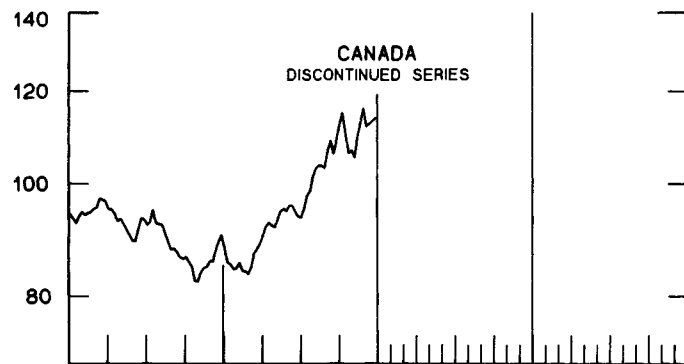
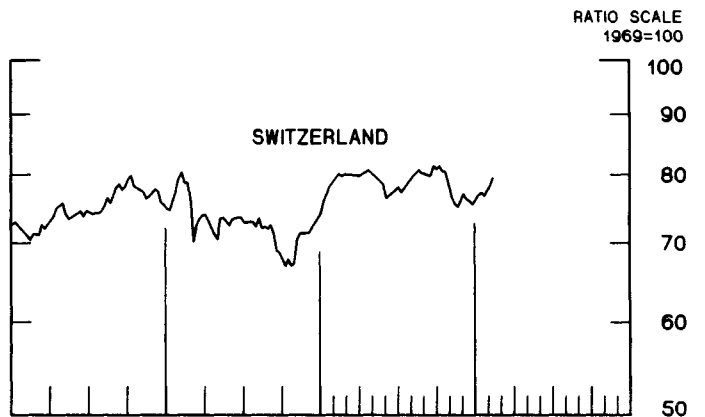
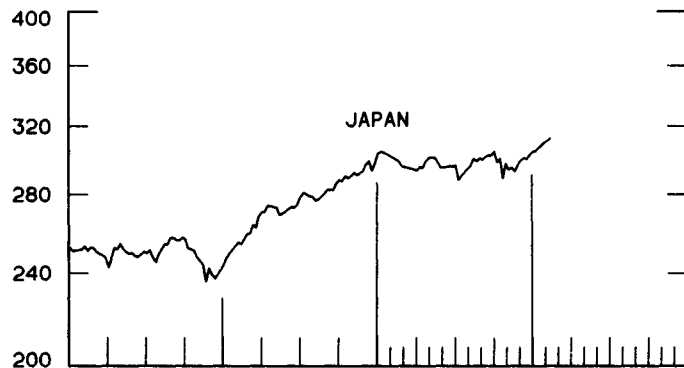
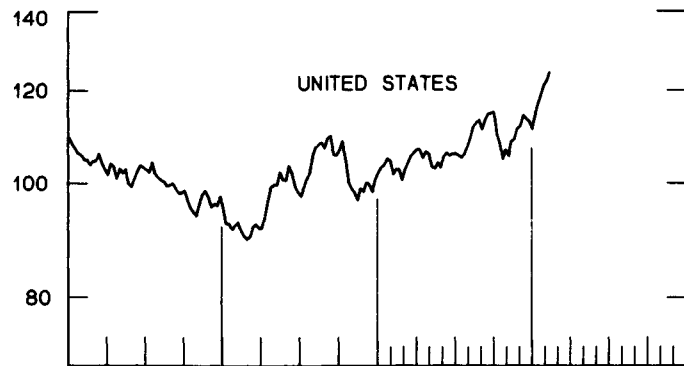


CHART 10
INDUSTRIAL STOCK INDICES
 WEEKLY SERIES

RATIO SCALE
 1969=100



1978

1980

1978

1980

SERIES NAME

LAST VALUE PLOTTED
DATE VALUE

CHART 1. SPOT EXCHANGE RATES AND INDICES

WEEKLY AVERAGES, NOON BUYING RATES (U.S. CENTS)

GERMAN MARK	FEB. 20	57.36
JAPANESE YEN	FEB. 20	0.40901
DUTCH GUILDER	FEB. 20	52.07
U.K. POUND	FEB. 20	228.99
CANADIAN DOLLAR	FEB. 20	86.27
FRENCH FRANC	FEB. 20	24.48
SWISS FRANC	FEB. 20	61.27
BELGIAN FRANC	FEB. 20	3.53110
ITALIAN LIRA	FEB. 20	0.12392

INDICES, MARCH 1973 BASE RATES = 100

GERMAN MARK	FEB. 20	161.36
JAPANESE YEN	FEB. 20	107.09
DUTCH GUILDER	FEB. 20	149.48
U.K. POUND	FEB. 20	92.62
CANADIAN DOLLAR	FEB. 20	85.98
FRENCH FRANC	FEB. 20	110.34
SWISS FRANC	FEB. 20	197.12
BELGIAN FRANC	FEB. 20	139.14
ITALIAN LIRA	FEB. 20	70.40

WEIGHTED AVERAGE EXCHANGE VALUE INDICES, MAR 1973 = 100
(G-10 COUNTRIES PLUS SWITZERLAND)

U.S. DOLLAR	FEB. 20	86.23
GERMAN MARK	FEB. 20	154.16
JAPANESE YEN	FEB. 20	94.76
DUTCH GUILDER	FEB. 20	135.69
U.K. POUND	FEB. 20	80.79
CANADIAN DOLLAR	FEB. 20	74.95
FRENCH FRANC	FEB. 20	97.99
SWISS FRANC	FEB. 20	178.28
BELGIAN FRANC	FEB. 20	125.23
ITALIAN LIRA	FEB. 20	60.45
SWEDISH KRONA	FEB. 20	94.45

CHART 2. 3-MONTH FORWARD EXCHANGE RATES, PREMIUM OR DISCOUNT

CANADIAN DOLLAR	FEB. 20	1.08
U.K. POUND	FEB. 20	-2.72
GERMAN MARK	FEB. 20	6.52
FRENCH FRANC	FEB. 20	2.56
SWISS FRANC	FEB. 20	10.21
DUTCH GUILDER	FEB. 20	3.23
JAPANESE YEN	FEB. 20	5.65
ITALIAN LIRA	FEB. 20	-3.92

SERIES NAME	LAST VALUE PLOTTED DATE	VALUE
CHART 3. GOLD PRICE IN LONDON, AFTERNOON FIXING		
U.S. DOLLARS PER FINE OUNCE	FEB. 20	653.75
CHART 4. CALL MONEY RATES		
U.S. FEDERAL FUNDS	FEB. 20	14.87
OVERNIGHT EURO-DOLLAR DEPOSITS	FEB. 20	14.45
U.K. 2-DAY LOCAL AUTHORITY DEPOSITS	FEB. 15	17.25
CANADA	FEB. 8	13.40
GERMANY	FEB. 15	8.20
EURO-DM	FEB. 8	8.14
JAPAN	FEB. 15	8.25
FRANCE	FEB. 15	12.25
NETHERLANDS	FEB. 1	10.90
EURO-SWISS FRANC	FEB. 8	1.72
CHART 5. 3-MONTH INTEREST RATES		
U.S. 90-DAY CD'S, SECONDARY MARKET	FEB. 20	14.23
GERMAN INTERBANK LOAN	FEB. 20	8.82
JAPANESE BANK LOANS & DISCOUNTS	FEB. 20	9.05
CANADIAN FINANCE PAPER	FEB. 20	14.11
INTERBANK STERLING	FEB. 20	17.61
SWISS INTERBANK LOAN	FEB. 20	4.65
WEIGHTED AVERAGE FOREIGN INTEREST RATE (G-10 COUNTRIES PLUS SWITZERLAND)	FEB. 20	11.66
CHART 6. EURO-DOLLAR DEPOSIT RATES: LONDON		
OVERNIGHT	FEB. 20	14.45
7-DAY	FEB. 20	14.73
1-MONTH	FEB. 20	14.98
3-MONTH	FEB. 20	15.26
6-MONTH	FEB. 20	15.33
1-YEAR	FEB. 20	14.96
CHART 7. SELECTED EURO-DOLLAR AND U.S. MONEY MARKET RATES		
OVERNIGHT EURO-DOLLAR DEPOSITS	FEB. 20	14.45
U.S. FEDERAL FUNDS	FEB. 20	14.87
DIFFERENTIAL ADJ. FOR RESERVE REQUIREMENTS	FEB. 20	-0.42
3-MONTH EURO-DOLLAR DEPOSIT RATE	FEB. 20	15.26
U.S. 90-DAY CD'S, SECONDARY MARKET	FEB. 20	14.23
DIFFERENTIAL	FEB. 20	1.03

SERIES NAME	LAST VALUE PLOTTED	
	DATE	VALUE
CHART 8. INTEREST ARBITRAGE, 3-MONTH FUNDS		
EURO-DOLLAR DEPOSIT	FEB. 20	15.26
INTERBANK STERLING (LONDON), COVERED	FEB. 20	14.78
DIFFERENTIAL	FEB. 20	0.49
U.S. COMMERCIAL PAPER	FEB. 20	13.64
CANADIAN FINANCE PAPER, COVERED	FEB. 20	15.23
DIFFERENTIAL	FEB. 20	-1.59
EURO-DOLLAR DEPOSIT	FEB. 20	15.26
INTERBANK DM (FRANKFURT), COVERED	FEB. 20	15.49
DIFFERENTIAL	FEB. 20	-0.22
EURO-DOLLAR DEPOSIT	FEB. 20	15.26
SWISS INTERBANK, COVERED	FEB. 20	14.98
DIFFERENTIAL	FEB. 20	0.28
CHART 9. LONG TERM GOVERNMENT BOND YIELDS		
UNITED STATES	FEB. 15	12.01
GERMANY	FEB. 8	8.20
JAPAN (MONTHLY)	JAN.	8.50
SWITZERLAND	FEB. 8	4.59
CANADA	FEB. 8	12.43
FRANCE	NOV. 9	11.76
NETHERLANDS	FEB. 1	9.53
UNITED KINGDOM	FEB. 15	10.86
U.S. CORPORATE		
AAA BONDS	JAN.	11.09
EURO-DM BONDS	DEC.	6.63
EURO-DOLLAR BONDS	DEC.	10.13
CHART 10. INDUSTRIAL STOCK INDICES		
UNITED STATES	FEB. 15	124.16
JAPAN	FEB. 15	312.46
CANADA	DEC. 29	113.81
FRANCE	FEB. 1	150.10
UNITED KINGDOM	FEB. 15	114.05
SWITZERLAND	FEB. 15	79.45
GERMANY	JAN. 25	93.56