

Selected Interest & Exchange Rates

Weekly Series of Charts

February 11, 1980

**Prepared by the
FINANCIAL MARKETS
SECTION**

**DIVISION OF
INTERNATIONAL FINANCE**

**BOARD OF GOVERNORS
FEDERAL RESERVE SYSTEM
Washington, D.C. 20551**

Table of Contents

TABLES

1. LATEST FIGURES PLOTTED
2. DAILY CERTIFIED SPOT EXCHANGE RATES--
H.10 RELEASE

CHARTS

1. SPOT EXCHANGE RATE INDICES
2. 3-MONTH FORWARD EXCHANGE RATES
3. GOLD PRICE--LONDON
4. CALL MONEY RATES
5. 3-MONTH INTEREST RATES
6. EURO-DOLLAR DEPOSIT RATES
7. SELECTED EURO-DOLLAR AND
U.S. MONEY MARKET RATES
8. INTEREST ARBITRAGE: 3-MONTH FUNDS
9. LONG-TERM GOVERNMENT BOND YIELDS
10. INDUSTRIAL STOCK INDICES

SUBSCRIPTION RATES:

Weekly \$15.00 per year or \$.40 each in the United States, its possessions, Canada, and Mexico; 10 or more of the same issue to one address, \$13.50 per year or \$.35 each. Elsewhere, \$20.00 per year or \$.50 each. Address requests to Publications Services, Division of Administrative Services, and make payment remittance payable to the order of the Board of Governors of the Federal Reserve System in a form collectible at par in U.S. Currency.

CHART 1

SPOT EXCHANGE INDICES

DOLLAR PRICES OF FOREIGN CURRENCIES AND WEIGHTED AVERAGE VALUES (THIN LINE)
AVERAGES FOR WEEK ENDING WEDNESDAY

RATIO SCALE
MARCH 1973=100

RATIO SCALE
MARCH 1973=100

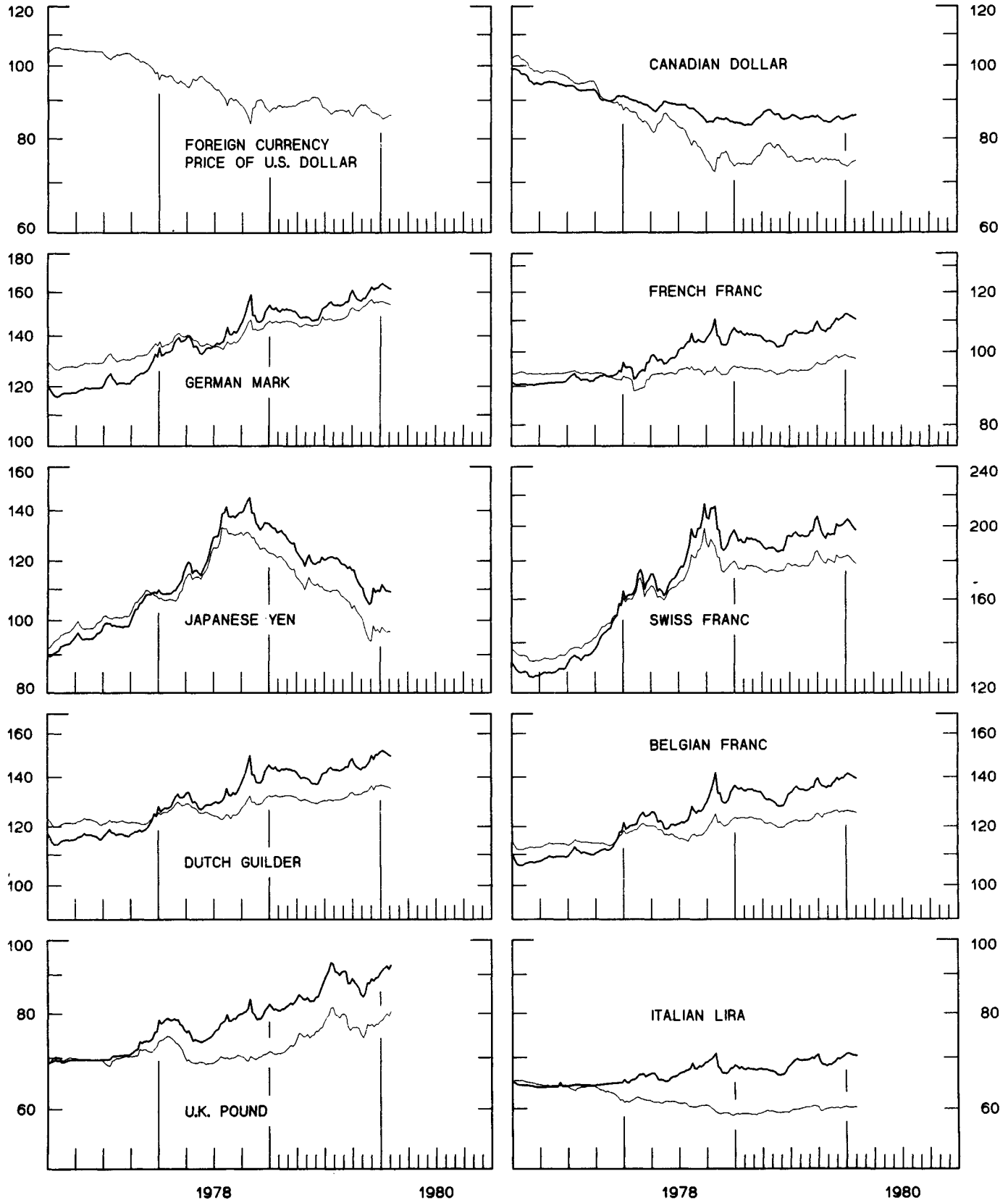


CHART 2
3-MONTH FORWARD EXCHANGE RATES
 PREMIUM (+) OR (-)
 AVERAGES FOR WEEK ENDING WEDNESDAY

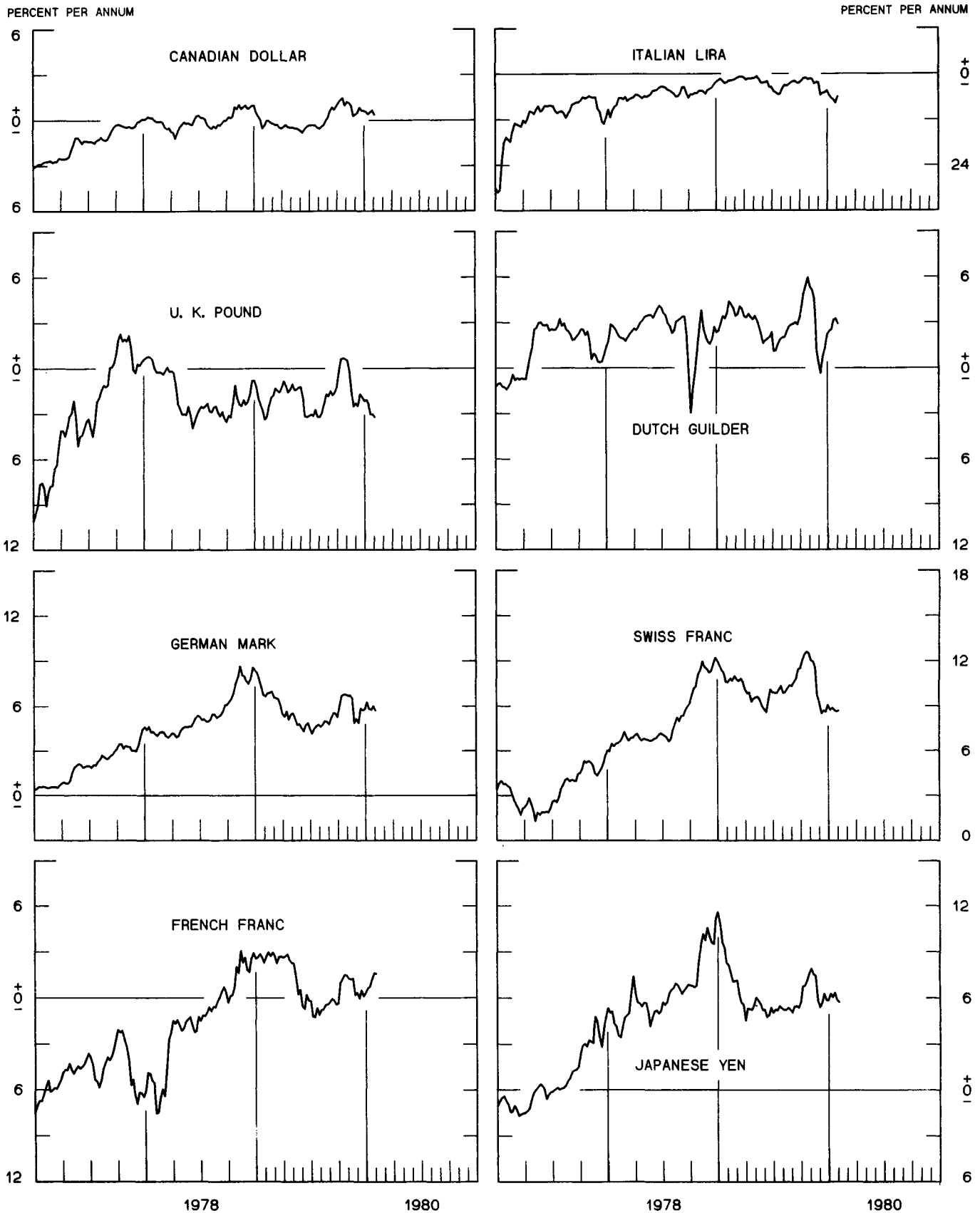


CHART 3
PRICE OF GOLD IN LONDON
AVERAGES FOR WEEK ENDING WEDNESDAY

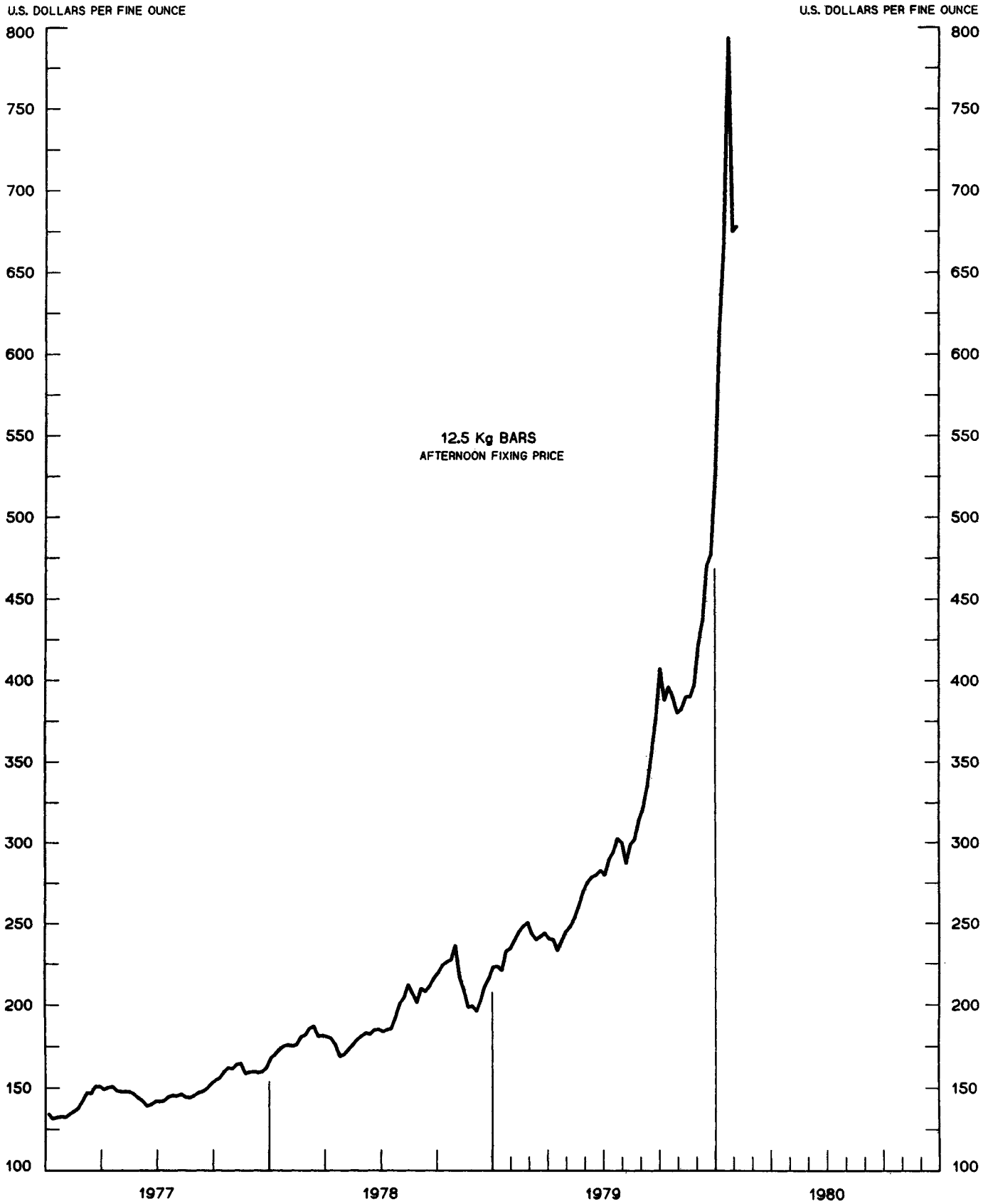


CHART 4
CALL MONEY RATES
 WEEKLY SERIES

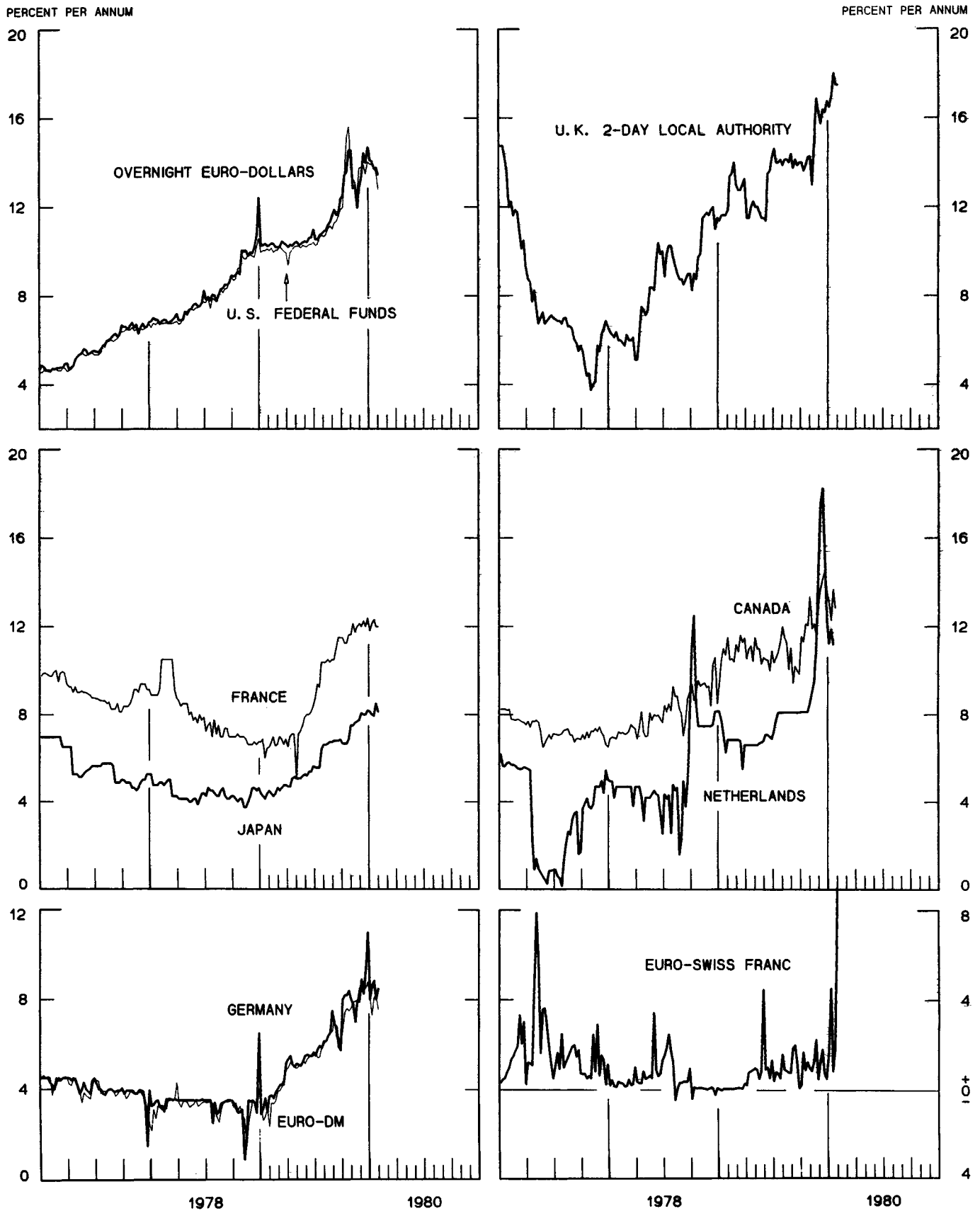


CHART 5
3-MONTH INTEREST RATES
 WEEKLY SERIES

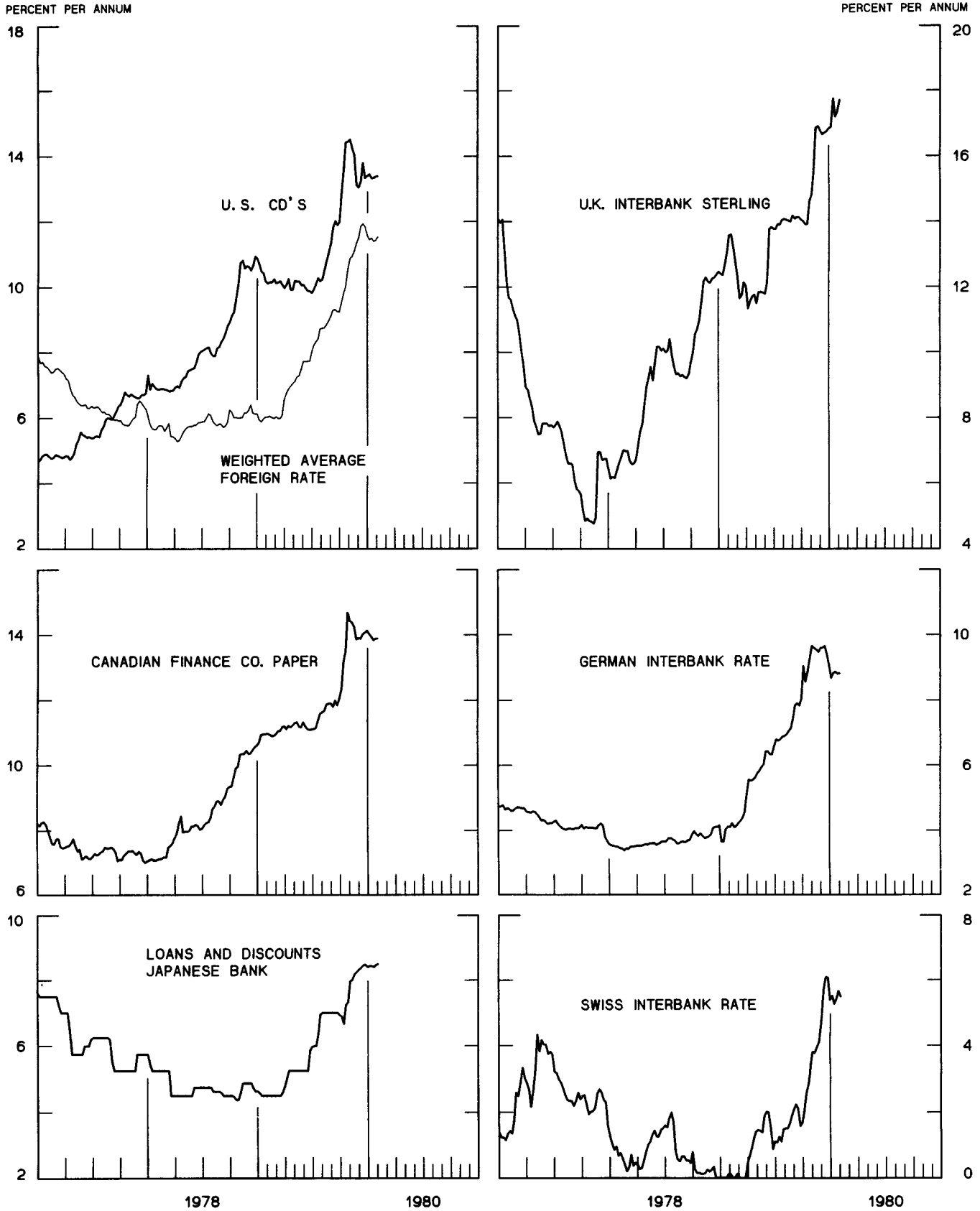


CHART 6
EURO-DOLLAR DEPOSIT RATES LONDON
AVERAGES FOR WEEK ENDING WEDNESDAY

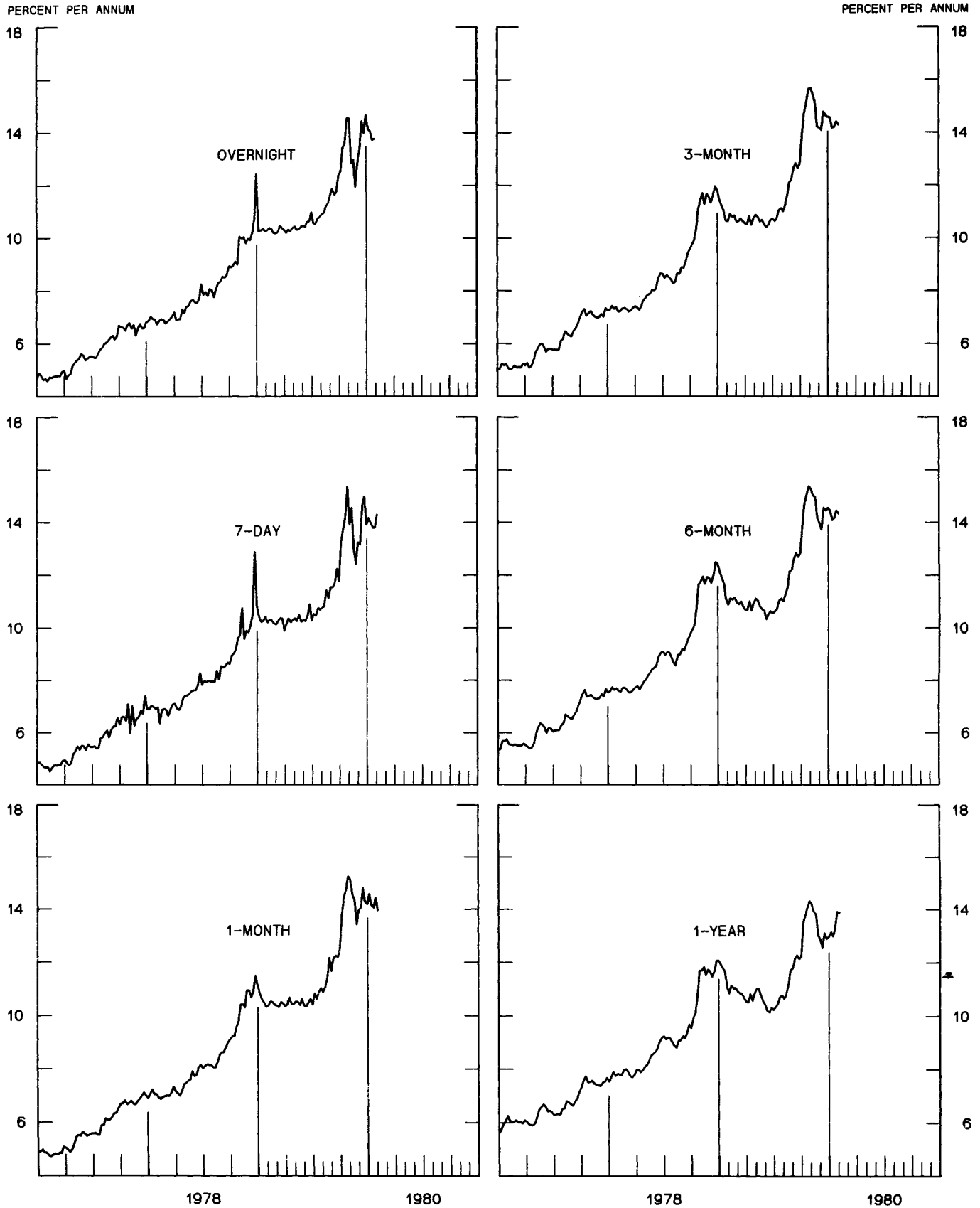
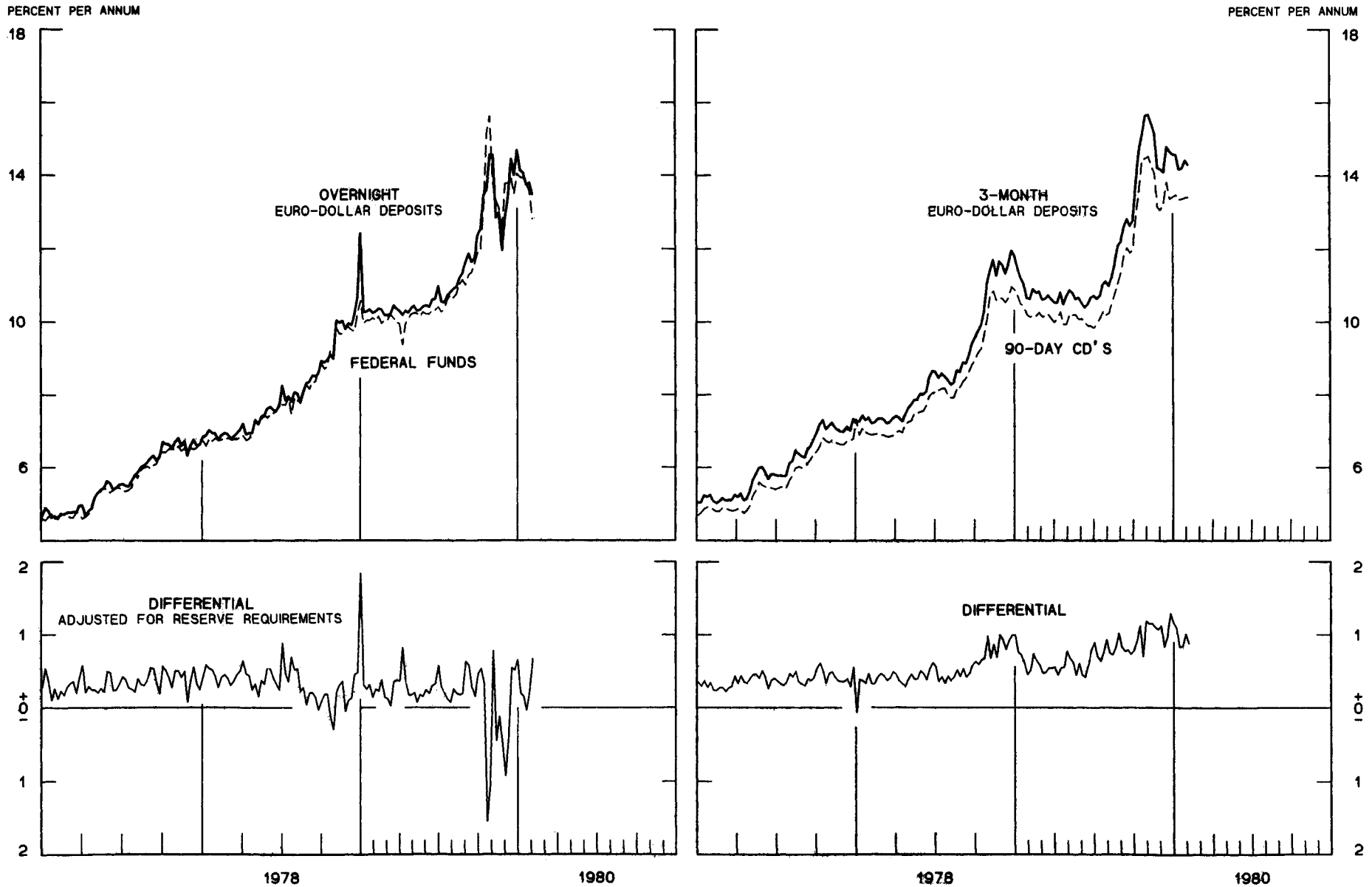


CHART 7
SELECTED EURO-DOLLAR AND U. S. MONEY MARKET RATES

DIFFERENTIAL: PLUS(+), FAVORS BORROWING IN U. S.
 AVERAGES FOR WEEK ENDING WEDNESDAY

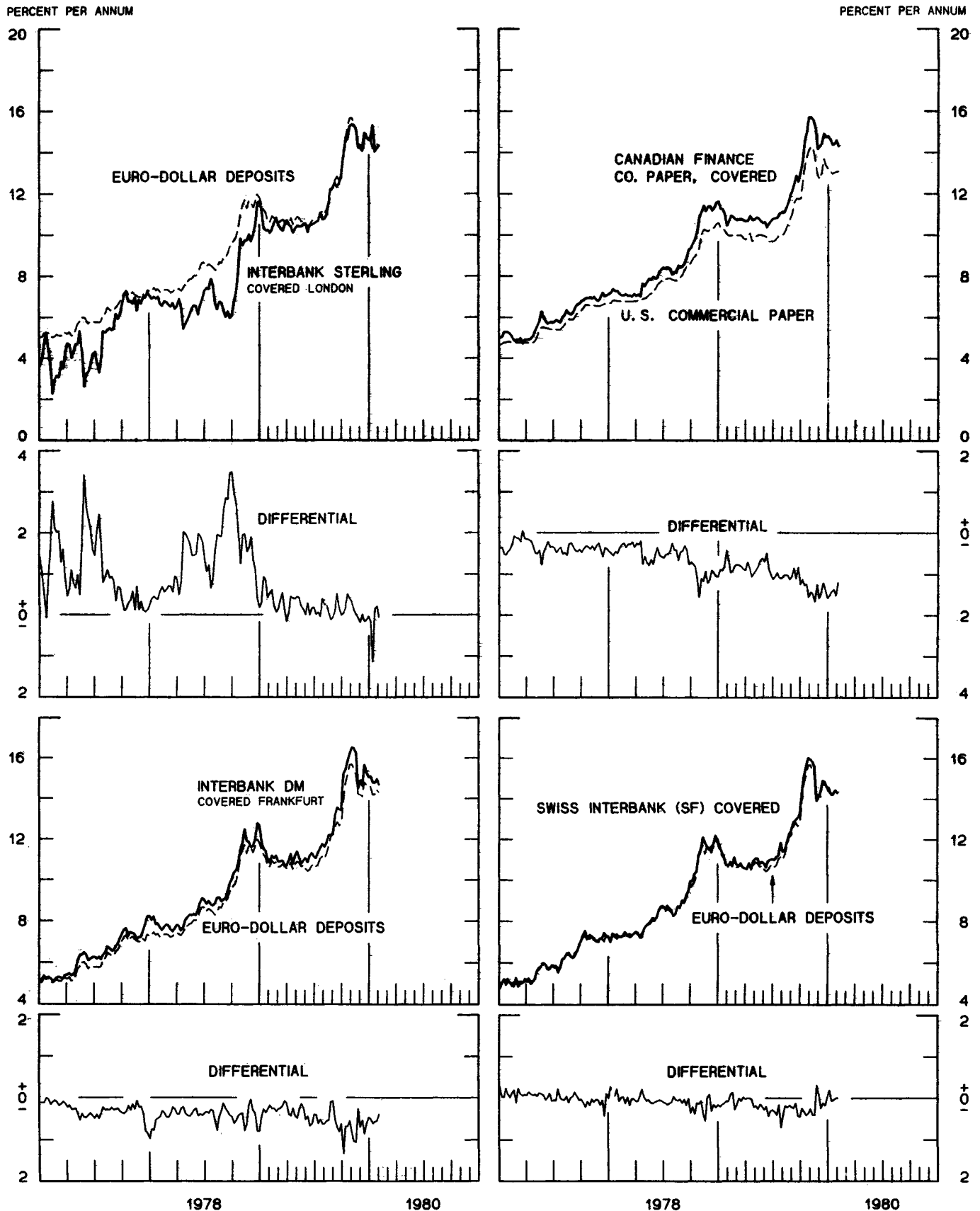


1 PERCENT ON DIFFERENTIAL SCALE = 2 PERCENT ON RATE SCALE

CHART 8

INTEREST ARBITRAGE: 3-MONTH FUNDS

DIFFERENTIAL: PLUS(+), INDICATES FAVOR DOLLAR ASSETS
AVERAGES FOR WEEK ENDING WEDNESDAY



1 PERCENT ON DIFFERENTIAL SCALE = 2 PERCENT ON RATE SCALE

CHART 9
LONG-TERM GOVERNMENT BOND YIELDS
 WEEKLY SERIES

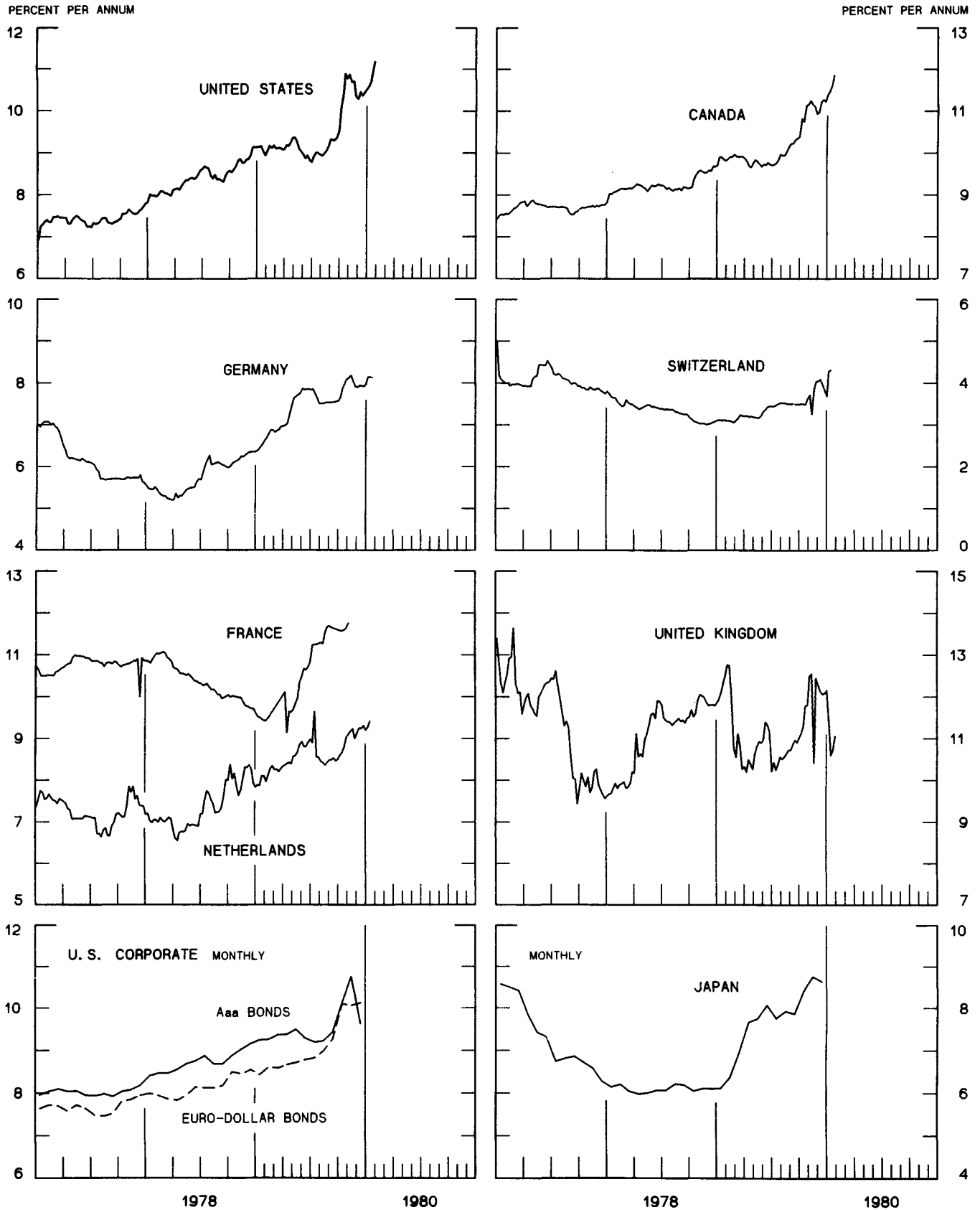
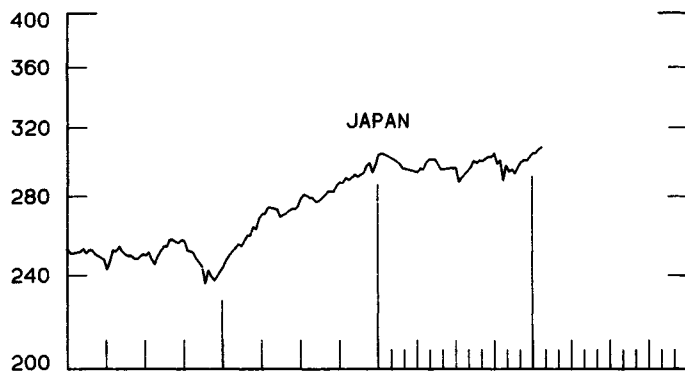
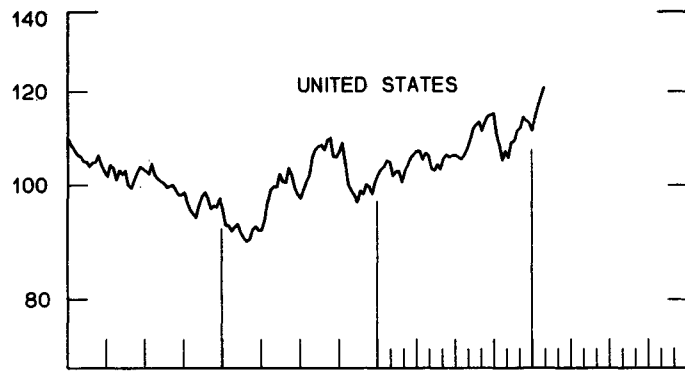
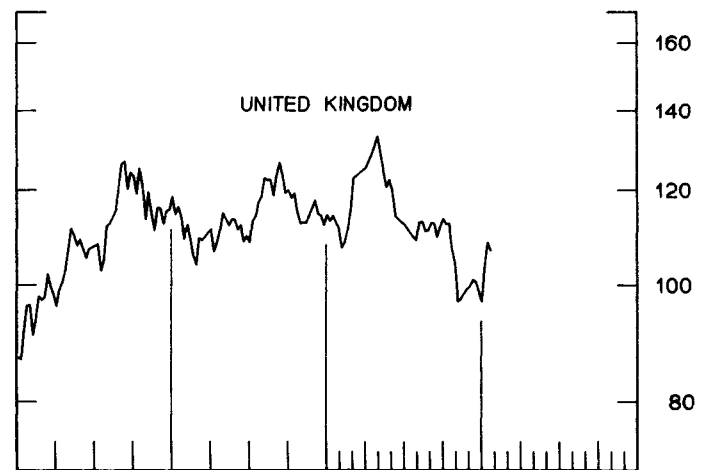
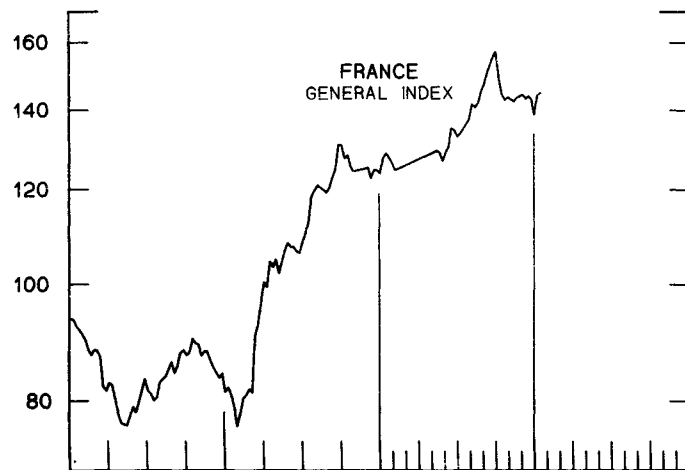
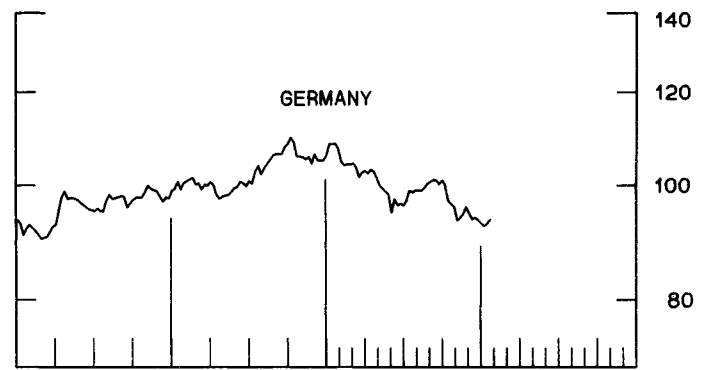
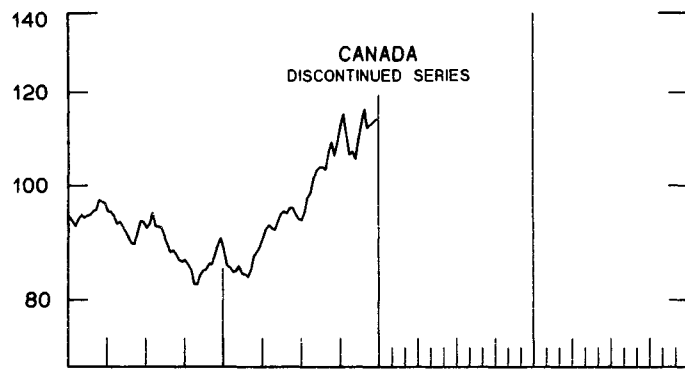
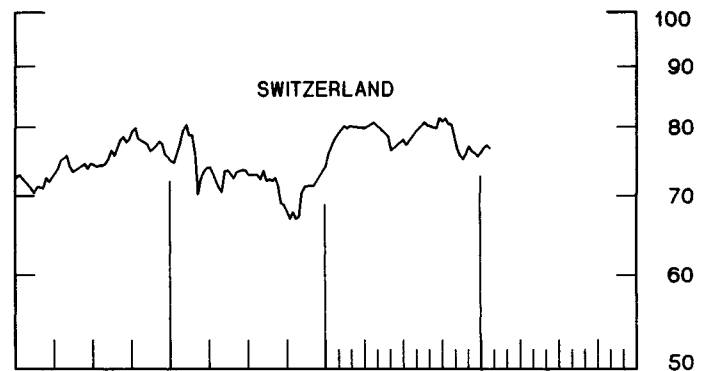


CHART 10
INDUSTRIAL STOCK INDICES
 WEEKLY SERIES

RATIO SCALE
 1969=100



RATIO SCALE
 1969=100



1978

1980

1978

1980

SERIES NAME

LAST VALUE PLOTTED
DATE VALUE

CHART 1. SPOT EXCHANGE RATES AND INDICES

WEEKLY AVERAGES, NOON BUYING RATES (U.S. CENTS)

GERMAN MARK	FEB. 6	57.44
JAPANESE YEN	FEB. 6	0.41657
DUTCH GUILDER	FEB. 6	51.99
U.K. POUND	FEB. 6	228.59
CANADIAN DOLLAR	FEB. 6	86.28
FRENCH FRANC	FEB. 6	24.52
SWISS FRANC	FEB. 6	61.47
BELGIAN FRANC	FEB. 6	3.53510
ITALIAN LIRA	FEB. 6	0.12374

INDICES, MARCH 1973 BASE RATES = 100

GERMAN MARK	FEB. 6	161.58
JAPANESE YEN	FEB. 6	109.07
DUTCH GUILDER	FEB. 6	149.25
U.K. POUND	FEB. 6	92.46
CANADIAN DOLLAR	FEB. 6	86.00
FRENCH FRANC	FEB. 6	110.49
SWISS FRANC	FEB. 6	197.76
BELGIAN FRANC	FEB. 6	139.30
ITALIAN LIRA	FEB. 6	70.29

WEIGHTED AVERAGE EXCHANGE VALUE INDICES, MAR 1973 = 100
(G-10 COUNTRIES PLUS SWITZERLAND)

U.S. DOLLAR	FEB. 6	85.99
GERMAN MARK	FEB. 6	154.02
JAPANESE YEN	FEB. 6	96.49
DUTCH GUILDER	FEB. 6	135.16
U.K. POUND	FEB. 6	80.44
CANADIAN DOLLAR	FEB. 6	74.78
FRENCH FRANC	FEB. 6	97.90
SWISS FRANC	FEB. 6	178.48
BELGIAN FRANC	FEB. 6	125.10
ITALIAN LIRA	FEB. 6	60.21
SWEDISH KRONA	FEB. 6	94.37

CHART 2. 3-MONTH FORWARD EXCHANGE RATES, PREMIUM OR DISCOUNT

CANADIAN DOLLAR	FEB. 6	0.37
U.K. POUND	FEB. 6	-3.22
GERMAN MARK	FEB. 6	5.72
FRENCH FRANC	FEB. 6	1.57
SWISS FRANC	FEB. 6	8.69
DUTCH GUILDER	FEB. 6	2.91
JAPANESE YEN	FEB. 6	5.72
ITALIAN LIRA	FEB. 6	-5.99

SERIES NAME	LAST VALUE PLOTTED DATE	VALUE
CHART 3. GOLD PRICE IN LONDON, AFTERNOON FIXING		
U.S. DOLLARS PER FINE OUNCE	FEB. 6	678.05
CHART 4. CALL MONEY RATES		
U.S. FEDERAL FUNDS	FEB. 6	12.80
OVERNIGHT EURO-DOLLAR DEPOSITS	FEB. 6	13.47
U.K. 2-DAY LOCAL AUTHORITY DEPOSITS	FEB. 1	17.50
CANADA	JAN. 25	12.85
GERMANY	FEB. 1	8.50
EURO-DM	FEB. 1	7.55
JAPAN	FEB. 1	8.13
FRANCE	FEB. 1	12.00
NETHERLANDS	JAN. 18	11.20
EURO-SWISS FRANC	FEB. 1	9.04
CHART 5. 3-MONTH INTEREST RATES		
U.S. 90-DAY CD'S, SECONDARY MARKET	FEB. 6	13.41
GERMAN INTERBANK LOAN	FEB. 6	8.83
JAPANESE BANK LOANS & DISCOUNTS	FEB. 6	8.50
CANADIAN FINANCE PAPER	FEB. 6	13.89
INTERBANK STERLING	FEB. 6	17.71
SWISS INTERBANK LOAN	FEB. 6	5.47
WEIGHTED AVERAGE FOREIGN INTEREST RATE (G-10 COUNTRIES PLUS SWITZERLAND)	FEB. 6	11.54
CHART 6. EURO-DOLLAR DEPOSIT RATES: LONDON		
OVERNIGHT	FEB. 6	13.47
7-DAY	FEB. 6	14.31
1-MONTH	FEB. 6	13.94
3-MONTH	FEB. 6	14.29
6-MONTH	FEB. 6	14.33
1-YEAR	FEB. 6	13.88
CHART 7. SELECTED EURO-DOLLAR AND U.S. MONEY MARKET RATES		
OVERNIGHT EURO-DOLLAR DEPOSITS	FEB. 6	13.47
U.S. FEDERAL FUNDS	FEB. 6	12.80
DIFFERENTIAL ADJ. FOR RESERVE REQUIREMENTS	FEB. 6	0.67
3-MONTH EURO-DOLLAR DEPOSIT RATE	FEB. 6	14.29
U.S. 90-DAY CD'S, SECONDARY MARKET	FEB. 6	13.41
DIFFERENTIAL	FEB. 6	0.88

LAST VALUE PLOTTED
DATE VALUE

SERIES NAME

CHART 8. INTEREST ARBITRAGE, 3-MONTH FUNDS

EURO-DOLLAR DEPOSIT	FEB. 6	14.29
INTERBANK STERLING (LONDON), COVERED	FEB. 6	14.35
DIFFERENTIAL	FEB. 6	-0.06
U.S. COMMERCIAL PAPER	FEB. 6	13.07
CANADIAN FINANCE PAPER, COVERED	FEB. 6	14.27
DIFFERENTIAL	FEB. 6	-1.20
EURO-DOLLAR DEPOSIT	FEB. 6	14.29
INTERBANK DM (FRANKFURT), COVERED	FEB. 6	14.67
DIFFERENTIAL	FEB. 6	-0.39
EURO-DOLLAR DEPOSIT	FEB. 6	14.29
SWISS INTERBANK, COVERED	FEB. 6	14.29
DIFFERENTIAL	FEB. 6	0.00

CHART 9. LONG TERM GOVERNMENT BOND YIELDS

UNITED STATES	FEB. 1	11.19
GERMANY	JAN. 25	8.13
JAPAN (MONTHLY)	DEC.	8.64
SWITZERLAND	JAN. 18	4.32
CANADA	JAN. 25	11.85
FRANCE	NOV. 9	11.76
NETHERLANDS	JAN. 18	9.42
UNITED KINGDOM	FEB. 1	11.06

U.S. CORPORATE

AAA BONDS	DEC.	9.63
EURO-DM BONDS	DEC.	6.63
EURO-DOLLAR BONDS	DEC.	10.13

CHART 10. INDUSTRIAL STOCK INDICES

UNITED STATES	FEB. 1	120.97
JAPAN	JAN. 25	307.98
CANADA	DEC. 29	113.81
FRANCE	JAN. 18	144.90
UNITED KINGDOM	JAN. 25	106.81
SWITZERLAND	JAN. 25	76.72
GERMANY	JAN. 25	93.56