

# Selected Interest & Exchange Rates

## Weekly Series of Charts

**January 28, 1980**

**Prepared by the  
FINANCIAL MARKETS  
SECTION**

**DIVISION OF  
INTERNATIONAL FINANCE**

**BOARD OF GOVERNORS  
FEDERAL RESERVE SYSTEM  
Washington, D.C. 20551**

---

# Table of Contents

## **TABLES**

1. LATEST FIGURES PLOTTED
2. DAILY CERTIFIED SPOT EXCHANGE RATES--  
H.10 RELEASE

## **CHARTS**

1. SPOT EXCHANGE RATE INDICES
2. 3-MONTH FORWARD EXCHANGE RATES
3. GOLD PRICE--LONDON
4. CALL MONEY RATES
5. 3-MONTH INTEREST RATES
6. EURO-DOLLAR DEPOSIT RATES
7. SELECTED EURO-DOLLAR AND  
U.S. MONEY MARKET RATES
8. INTEREST ARBITRAGE: 3-MONTH FUNDS
9. LONG-TERM GOVERNMENT BOND YIELDS
10. INDUSTRIAL STOCK INDICES

## **SUBSCRIPTION RATES:**

Weekly \$15.00 per year or \$.40 each in the United States, its possessions, Canada, and Mexico; 10 or more of the same issue to one address, \$13.50 per year or \$.35 each. Elsewhere, \$20.00 per year or \$.50 each. Address requests to Publications Services, Division of Administrative Services, and make payment remittance payable to the order of the Board of Governors of the Federal Reserve System in a form collectible at par in U.S. Currency.


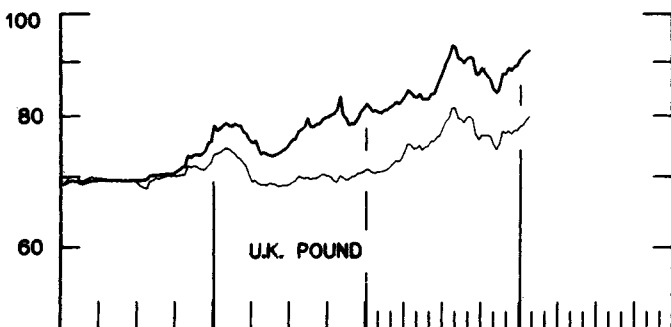
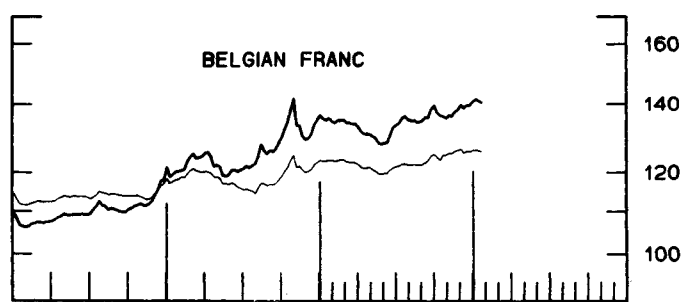
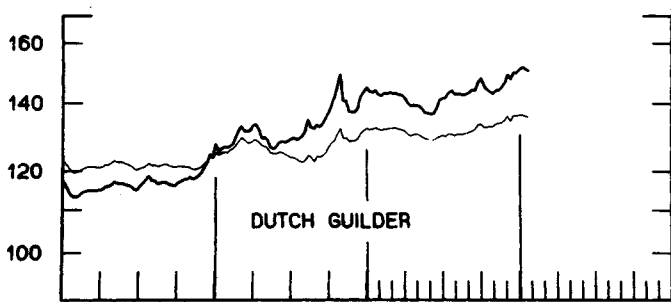
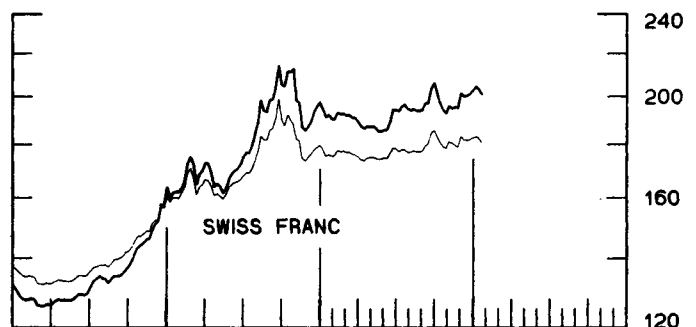
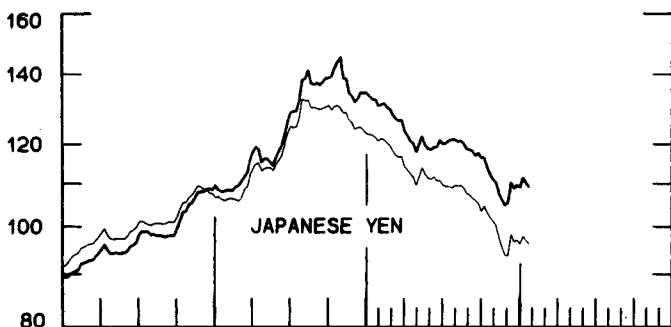
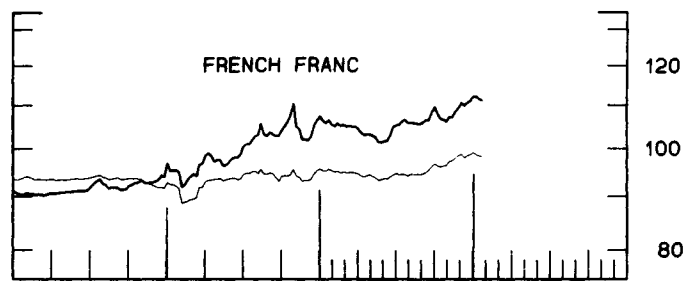
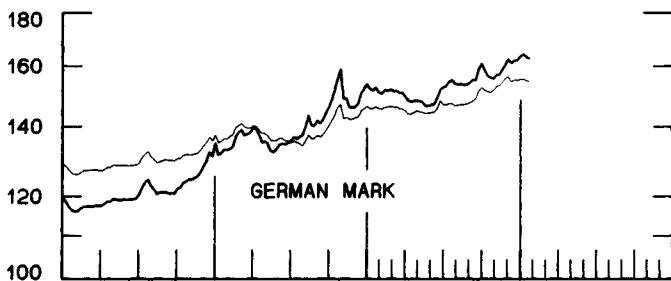
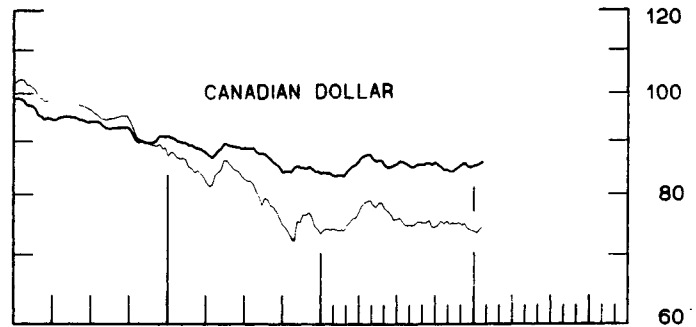
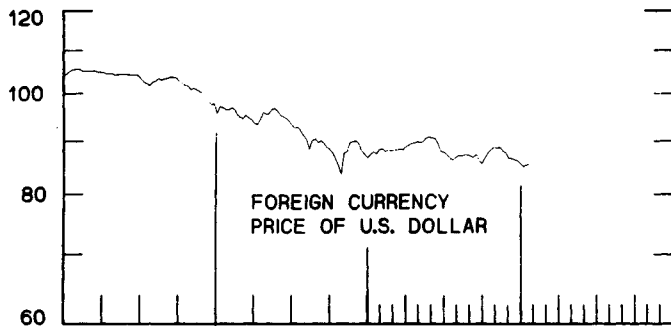
CHART 1

# SPOT EXCHANGE INDICES

DOLLAR PRICES OF FOREIGN CURRENCIES AND WEIGHTED AVERAGE VALUES (THIN LINE)  
AVERAGES FOR WEEK ENDING WEDNESDAY

RATIO SCALE  
MARCH 1973=100

RATIO SCALE  
MARCH 1973=100



1978

1980

1978

1980

CHART 2  
**3-MONTH FORWARD EXCHANGE RATES**  
 PREMIUM (+) OR (-)  
 AVERAGES FOR WEEK ENDING WEDNESDAY

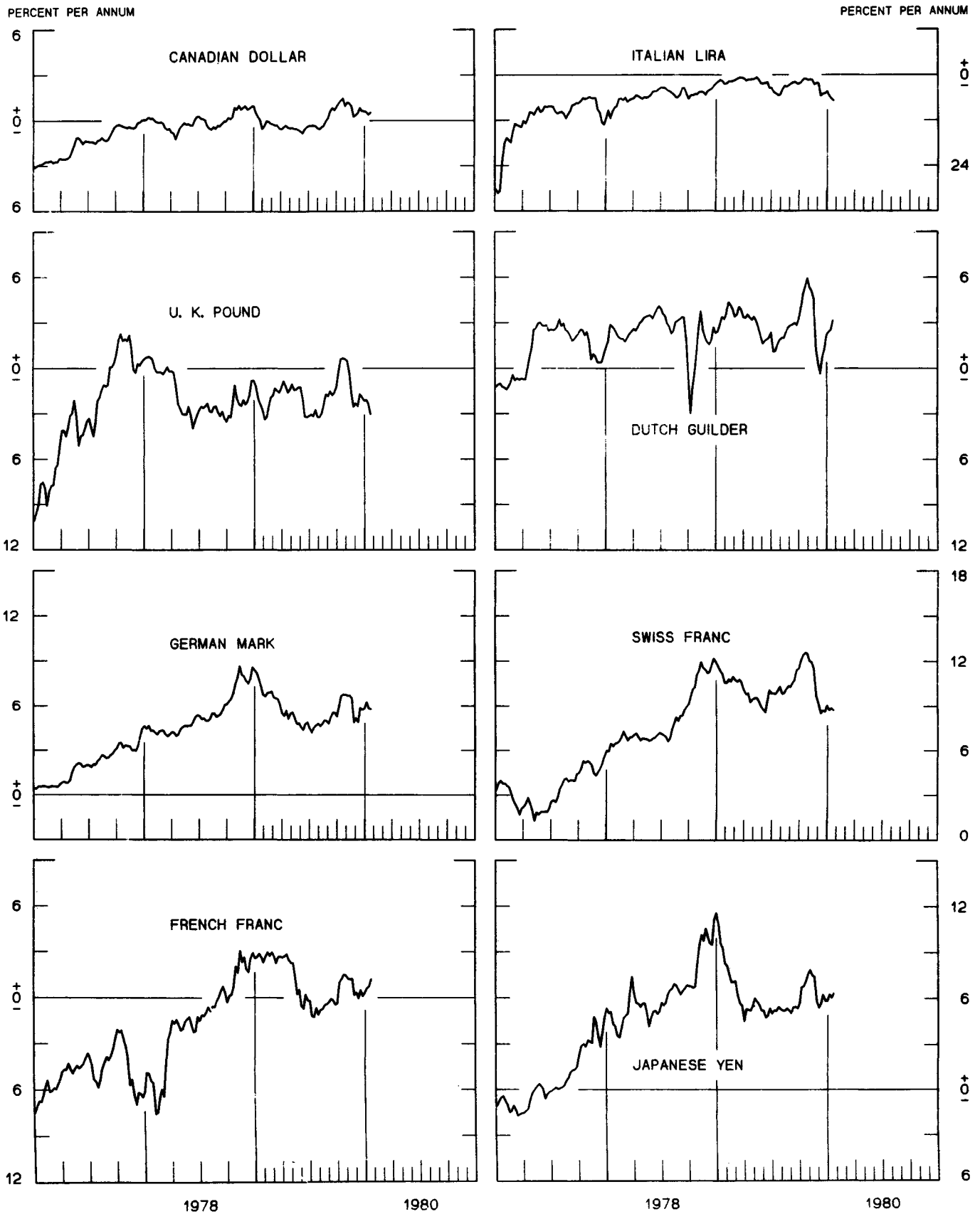


CHART 3  
PRICE OF GOLD IN LONDON  
AVERAGES FOR WEEK ENDING WEDNESDAY

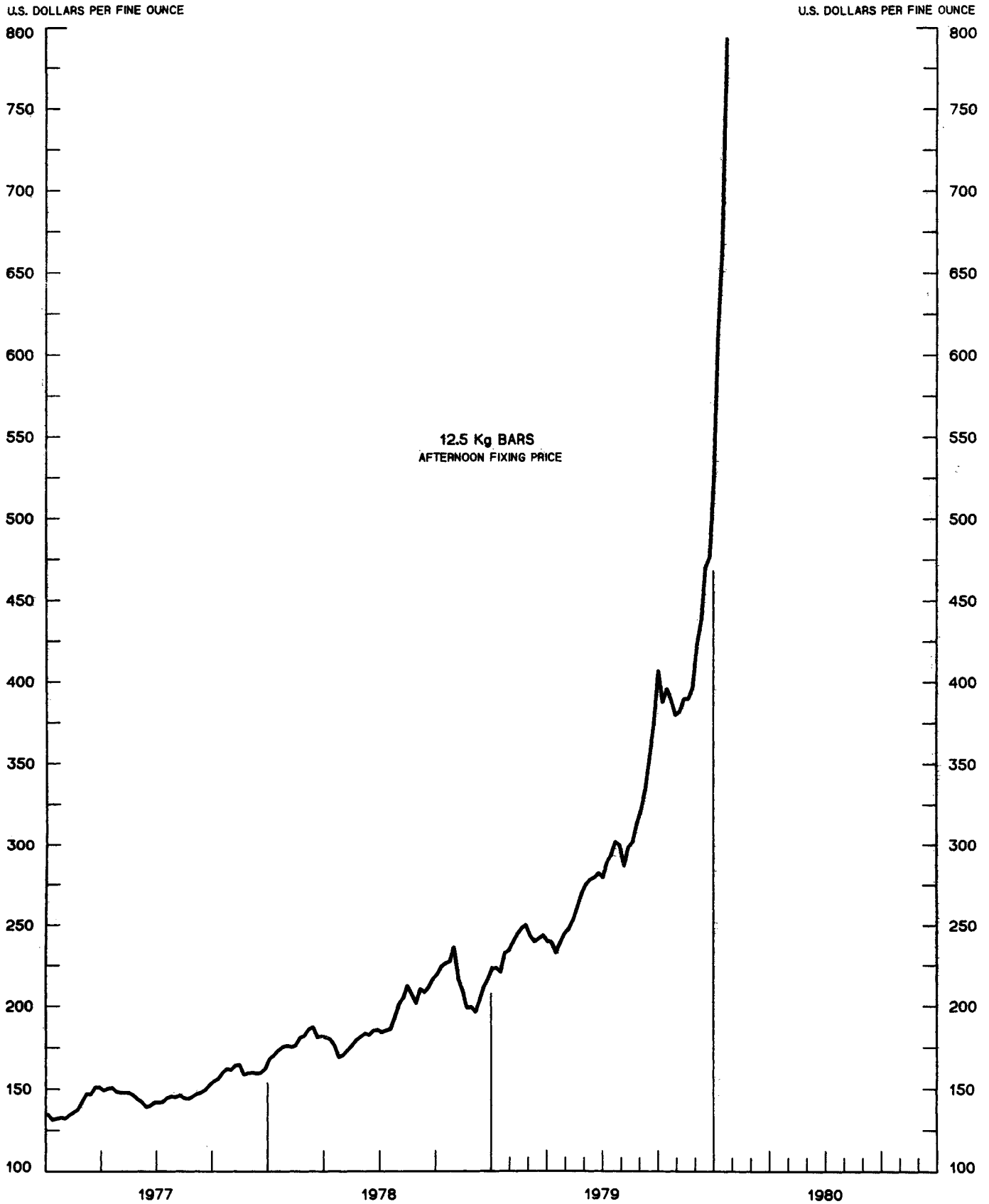


CHART 4  
**CALL MONEY RATES**  
 WEEKLY SERIES

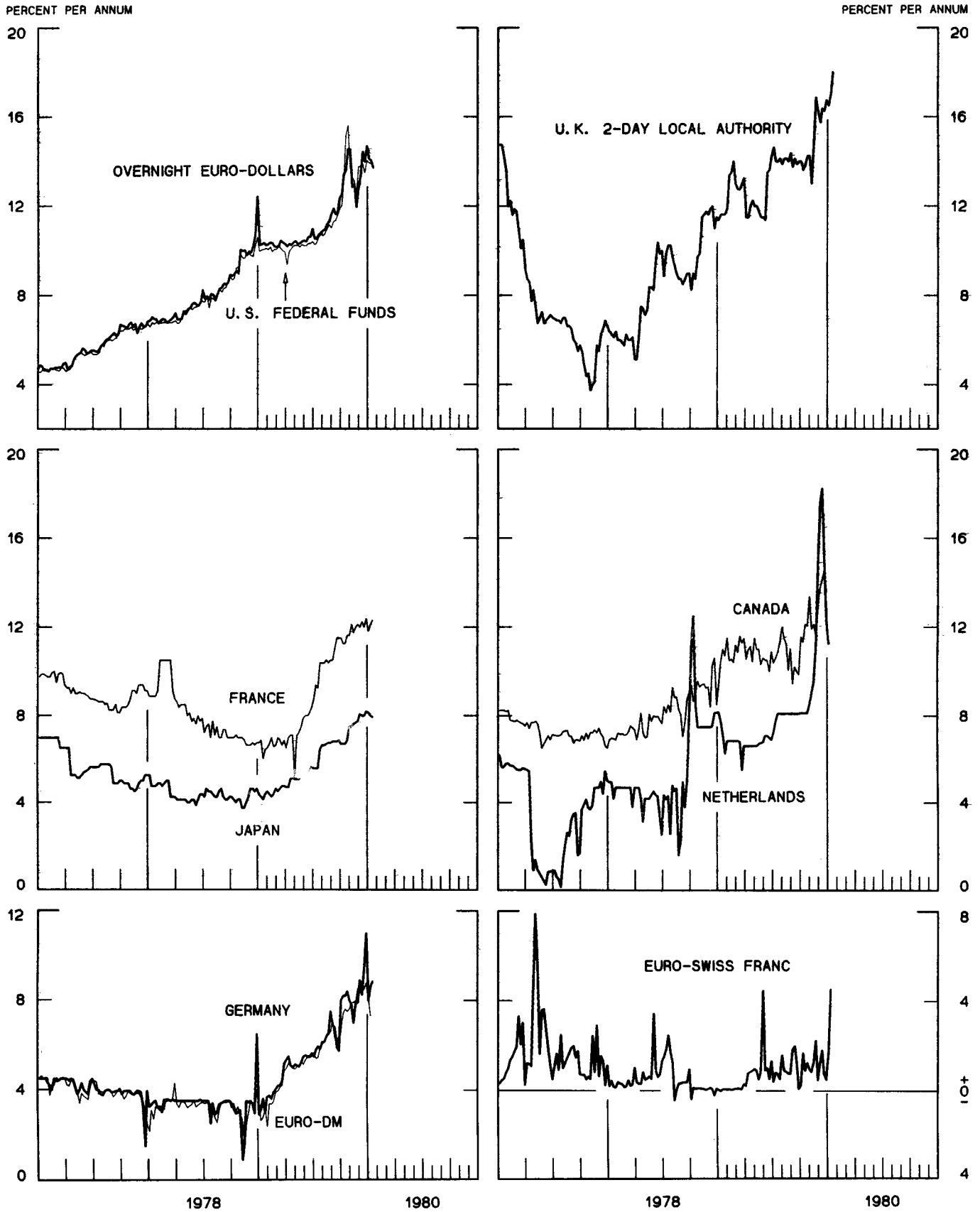


CHART 5  
**3-MONTH INTEREST RATES**  
 WEEKLY SERIES

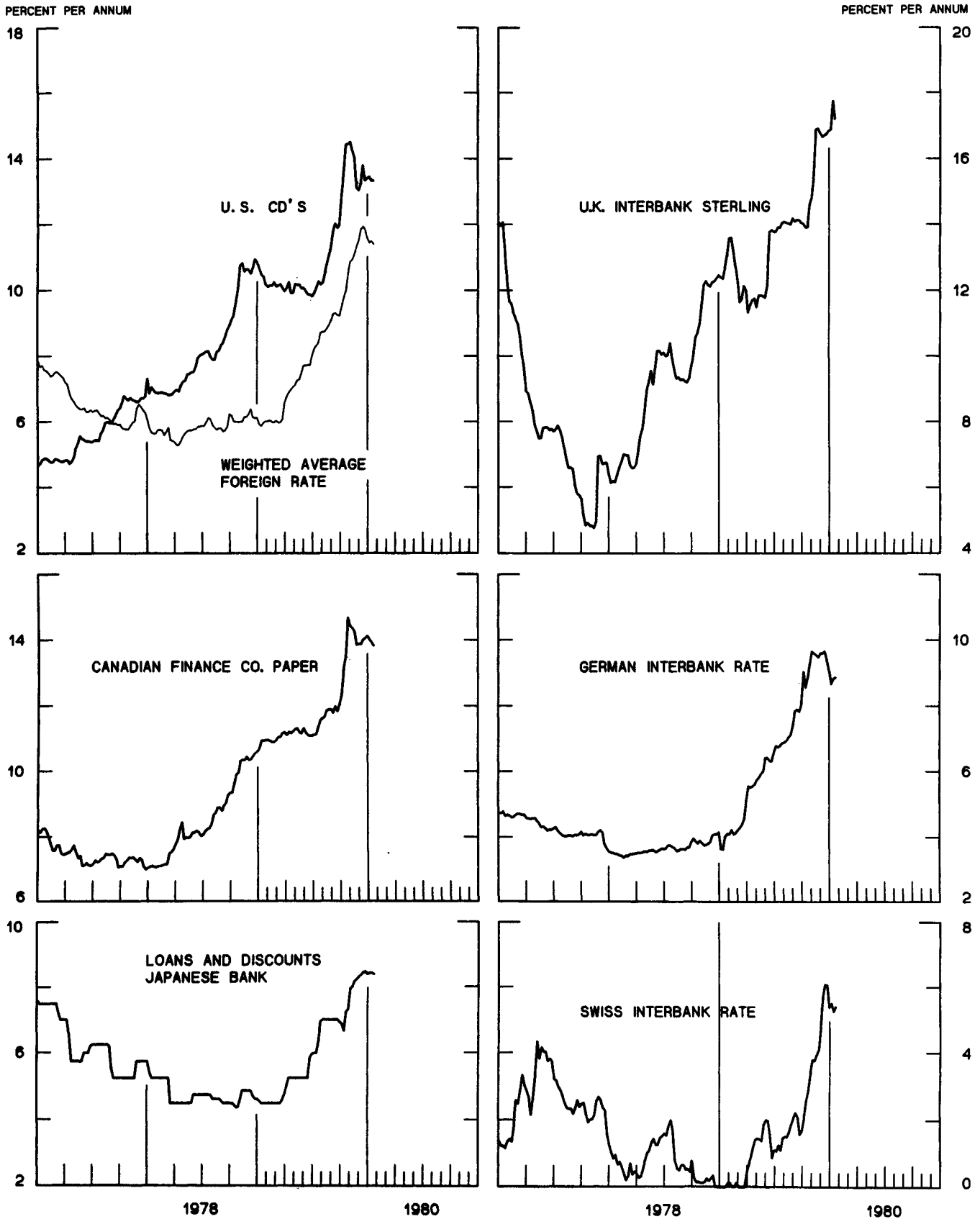


CHART 6  
**EURO-DOLLAR DEPOSIT RATES LONDON**  
AVERAGES FOR WEEK ENDING WEDNESDAY

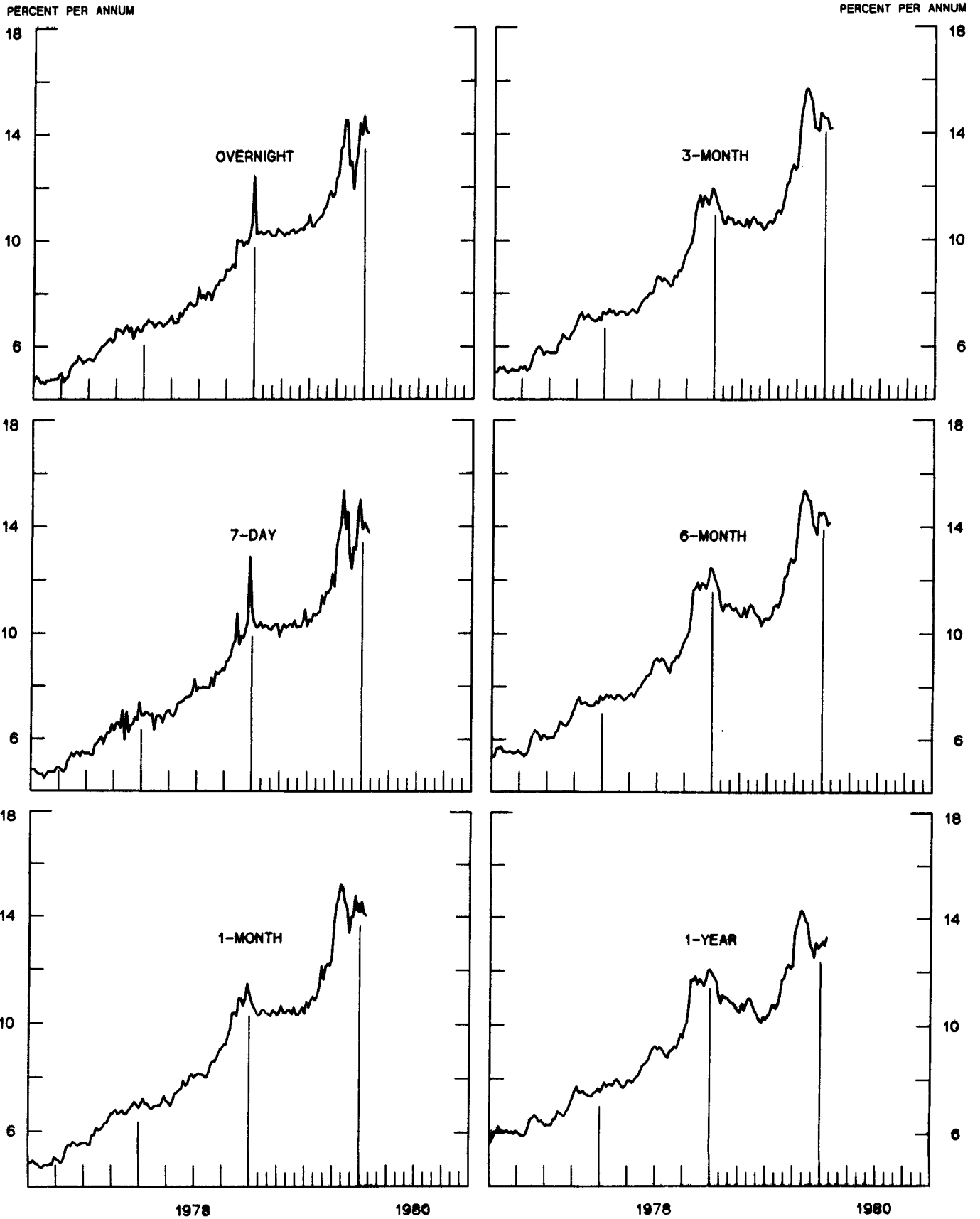
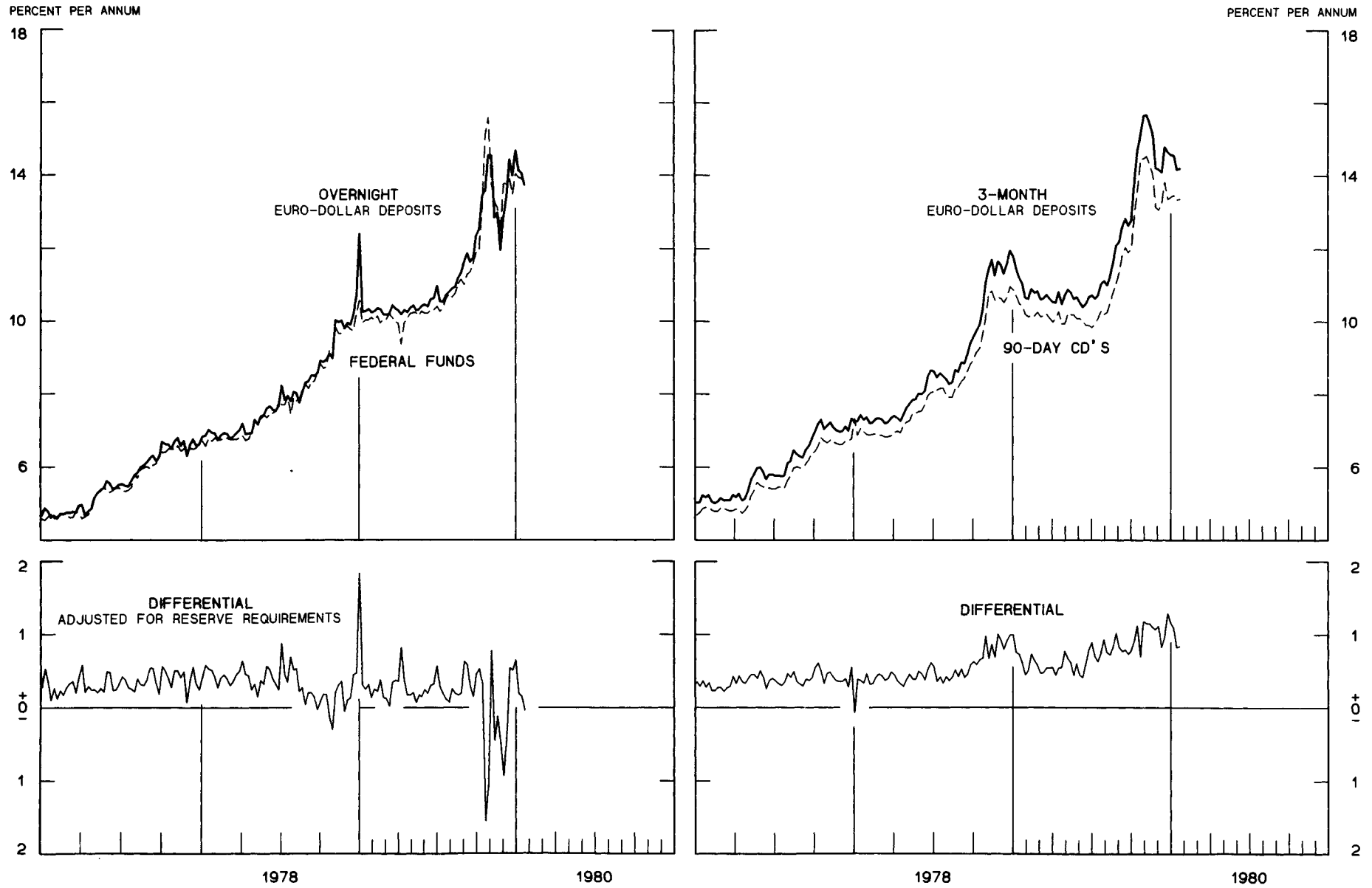




CHART 7  
**SELECTED EURO-DOLLAR AND U. S. MONEY MARKET RATES**

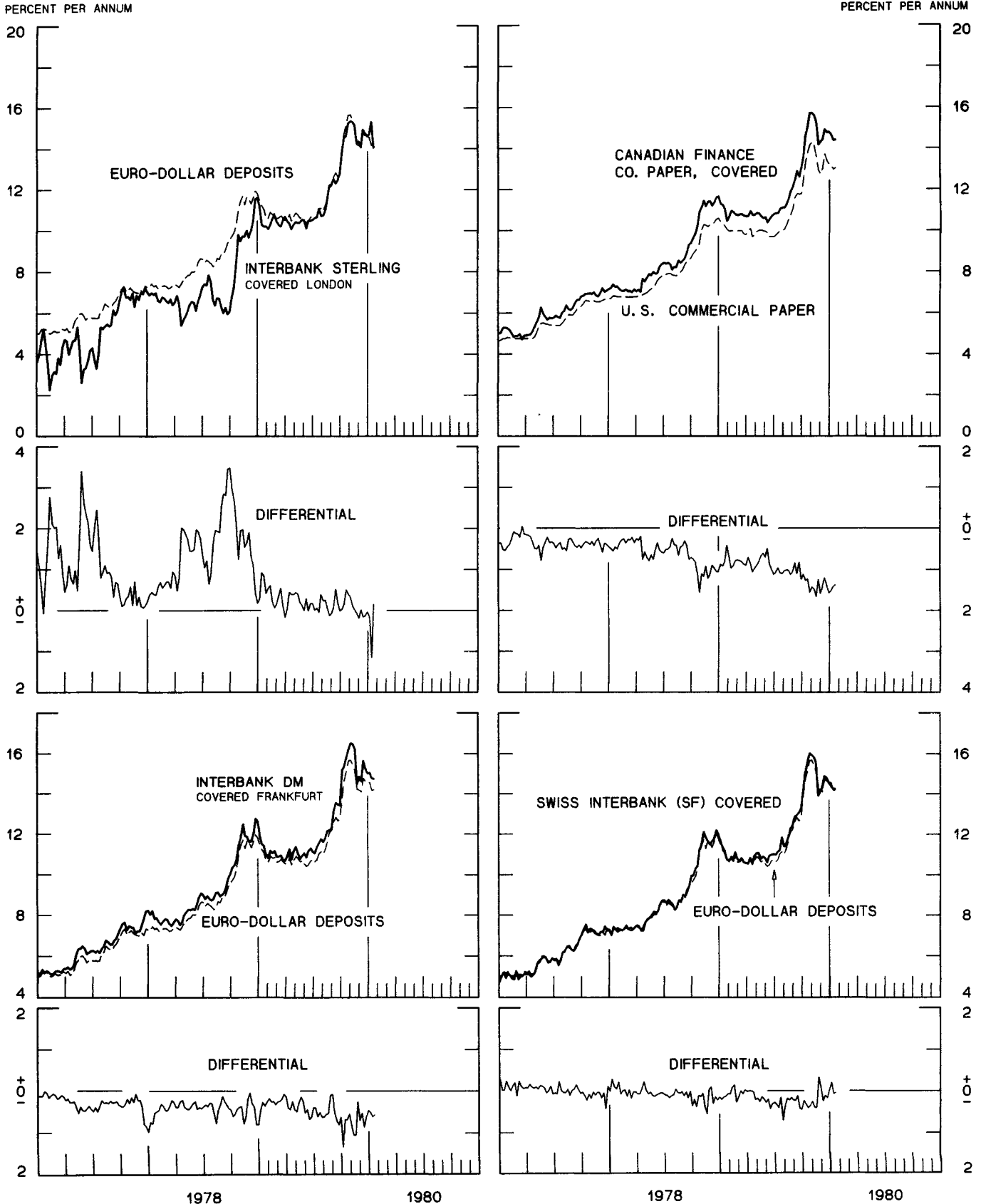
DIFFERENTIAL: PLUS(+), FAVORS BORROWING IN U. S.  
 AVERAGES FOR WEEK ENDING WEDNESDAY



1 PERCENT ON DIFFERENTIAL SCALE = 2 PERCENT ON RATE SCALE

# INTEREST ARBITRAGE: 3-MONTH FUNDS

DIFFERENTIAL: PLUS(+), INDICATES FAVOR DOLLAR ASSETS  
AVERAGES FOR WEEK ENDING WEDNESDAY



1 PERCENT ON DIFFERENTIAL SCALE = 2 PERCENT ON RATE SCALE

CHART 9  
**LONG-TERM GOVERNMENT BOND YIELDS**  
 WEEKLY SERIES

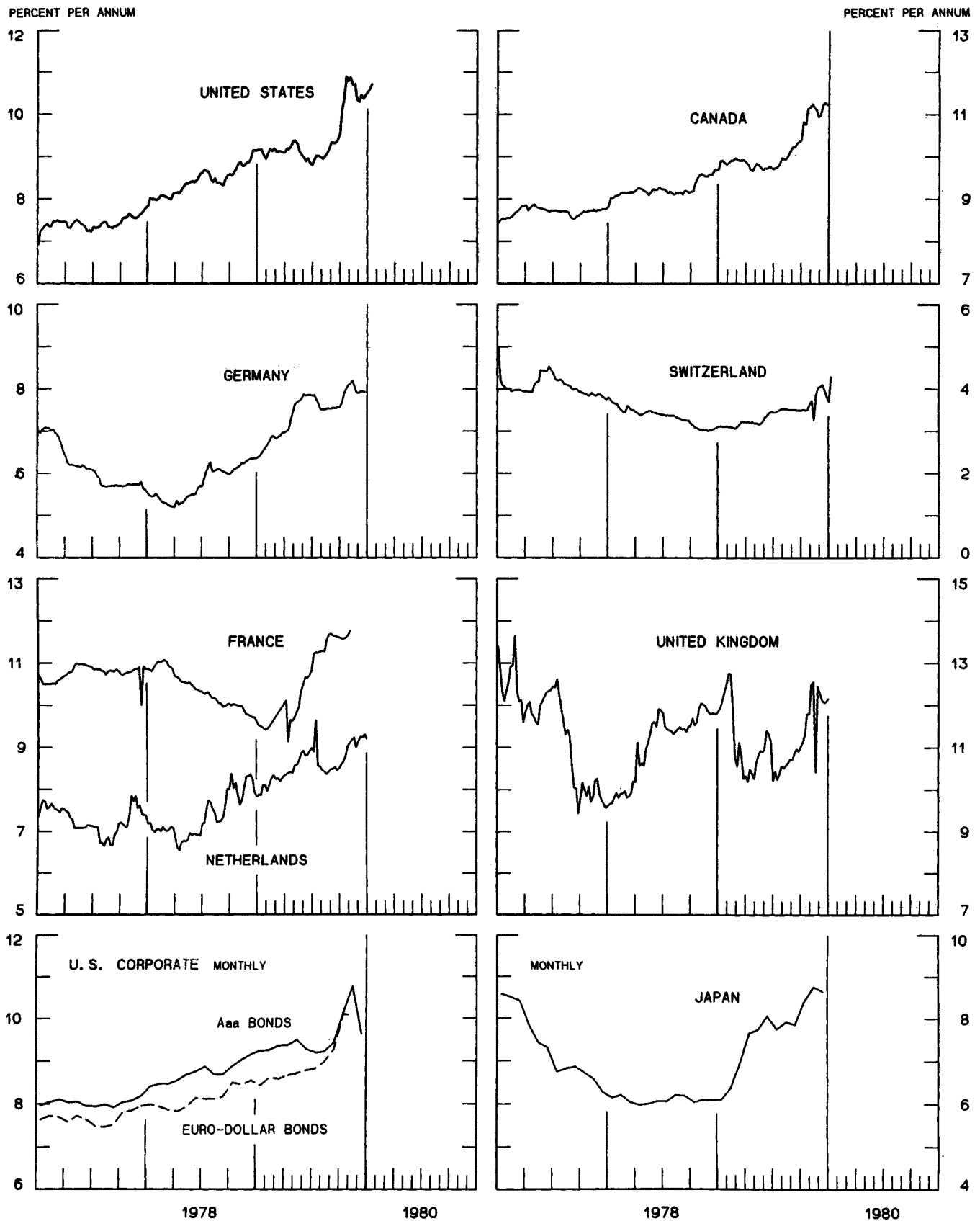
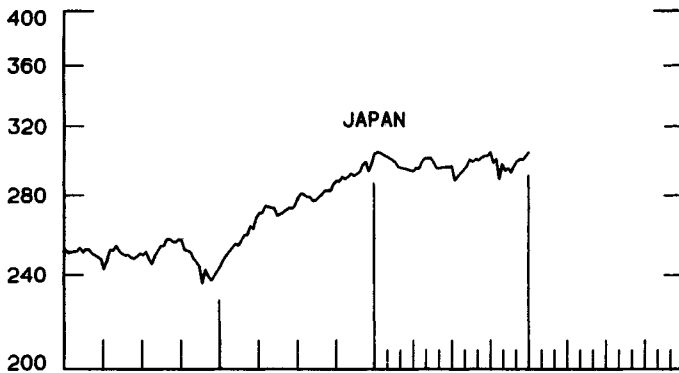
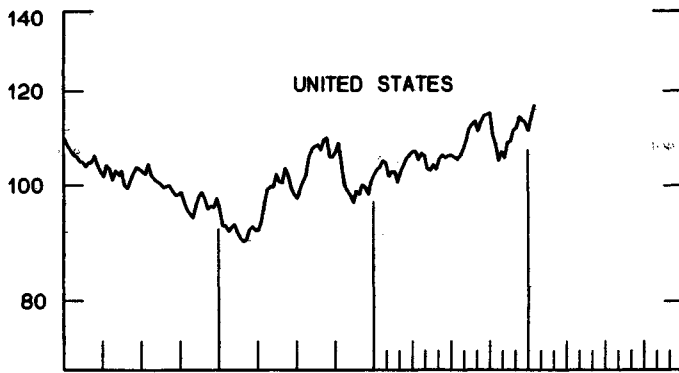
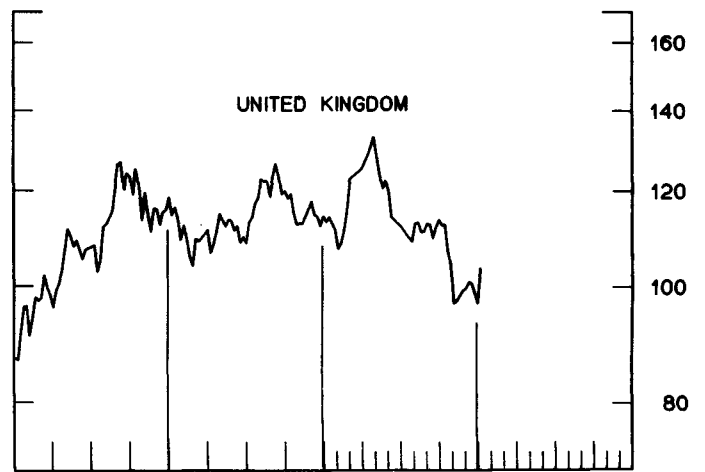
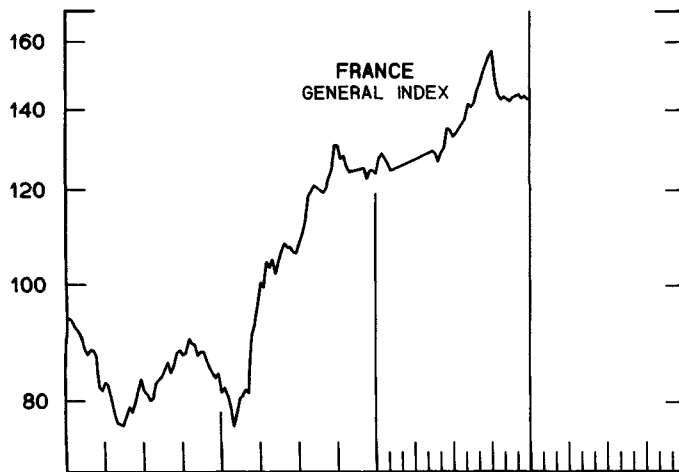
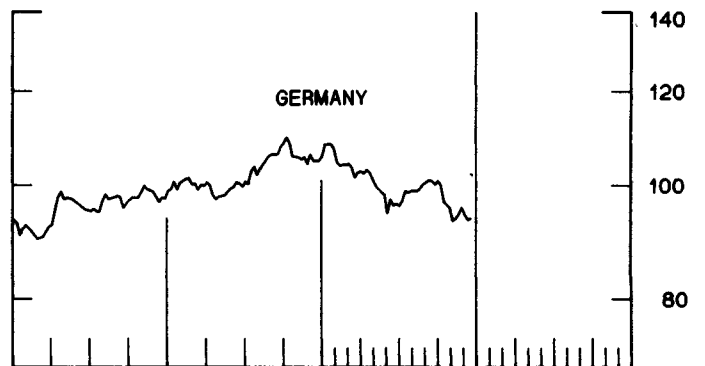
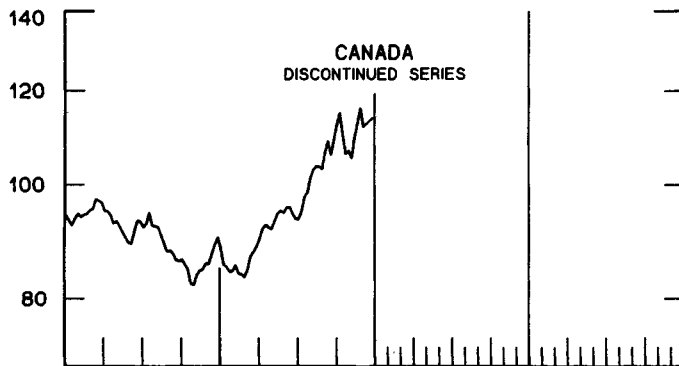
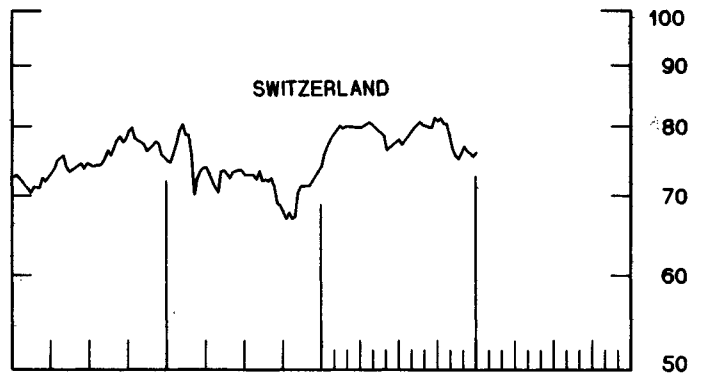


CHART 10  
INDUSTRIAL STOCK INDICES  
WEEKLY SERIES

RATIO SCALE  
1969=100



RATIO SCALE  
1969=100



1978

1980

1978

1980

SERIES NAME

LAST VALUE PLOTTED  
DATE VALUE

CHART 1. SPOT EXCHANGE RATES AND INDICES

WEEKLY AVERAGES, NOON BUYING RATES (U.S. CENTS)

GERMAN MARK	JAN. 23	57.87
JAPANESE YEN	JAN. 23	0.41755
DUTCH GUILDER	JAN. 23	52.45
U.K. POUND	JAN. 23	227.97
CANADIAN DOLLAR	JAN. 23	86.16
FRENCH FRANC	JAN. 23	24.71
SWISS FRANC	JAN. 23	62.46
BELGIAN FRANC	JAN. 23	3.56280
ITALIAN LIRA	JAN. 23	0.12407

INDICES, MARCH 1973 BASE RATES = 100

GERMAN MARK	JAN. 23	162.79
JAPANESE YEN	JAN. 23	109.33
DUTCH GUILDER	JAN. 23	150.58
U.K. POUND	JAN. 23	92.21
CANADIAN DOLLAR	JAN. 23	85.87
FRENCH FRANC	JAN. 23	111.34
SWISS FRANC	JAN. 23	200.94
BELGIAN FRANC	JAN. 23	140.39
ITALIAN LIRA	JAN. 23	70.48

WEIGHTED AVERAGE EXCHANGE VALUE INDICES, MAR 1973 = 100  
(G-10 COUNTRIES PLUS SWITZERLAND)

U.S. DOLLAR	JAN. 23	85.60
GERMAN MARK	JAN. 23	154.74
JAPANESE YEN	JAN. 23	96.36
DUTCH GUILDER	JAN. 23	135.93
U.K. POUND	JAN. 23	79.88
CANADIAN DOLLAR	JAN. 23	74.38
FRENCH FRANC	JAN. 23	98.35
SWISS FRANC	JAN. 23	180.77
BELGIAN FRANC	JAN. 23	125.65
ITALIAN LIRA	JAN. 23	60.15
SWEDISH KRONA	JAN. 23	94.22

CHART 2. 3-MONTH FORWARD EXCHANGE RATES, PREMIUM OR DISCOUNT

CANADIAN DOLLAR	JAN. 23	0.54
U.K. POUND	JAN. 23	-3.02
GERMAN MARK	JAN. 23	5.77
FRENCH FRANC	JAN. 23	1.22
SWISS FRANC	JAN. 23	8.73
DUTCH GUILDER	JAN. 23	3.17
JAPANESE YEN	JAN. 23	6.34
ITALIAN LIRA	JAN. 23	-6.78

SERIES NAME	LAST VALUE PLOTTED	
	DATE	VALUE
CHART 3. GOLD PRICE IN LONDON, AFTERNOON FIXING		
U.S. DOLLARS PER FINE OUNCE	JAN. 23	793.50
CHART 4. CALL MONEY RATES		
U.S. FEDERAL FUNDS	JAN. 23	13.77
OVERNIGHT EURO-DOLLAR DEPOSITS	JAN. 23	13.73
U.K. 2-DAY LOCAL AUTHORITY DEPOSITS	JAN. 18	18.00
CANADA	DEC. 28	13.58
GERMANY	JAN. 18	8.85
EURO-DM	JAN. 11	7.31
JAPAN	JAN. 18	7.94
FRANCE	JAN. 18	12.31
NETHERLANDS	JAN. 4	11.25
EURO-SWISS FRANC	JAN. 11	4.53
CHART 5. 3-MONTH INTEREST RATES		
U.S. 90-DAY CD'S, SECONDARY MARKET	JAN. 23	13.36
GERMAN INTERBANK LOAN	JAN. 23	8.87
JAPANESE BANK LOANS & DISCOUNTS	JAN. 23	8.40
CANADIAN FINANCE PAPER	JAN. 23	13.84
INTERBANK STERLING	JAN. 23	17.20
SWISS INTERBANK LOAN	JAN. 23	5.40
WEIGHTED AVERAGE FOREIGN INTEREST RATE (G-10 COUNTRIES PLUS SWITZERLAND)	JAN. 23	11.41
CHART 6. EURO-DOLLAR DEPOSIT RATES: LONDON		
OVERNIGHT	JAN. 23	13.73
7-DAY	JAN. 23	13.80
1-MONTH	JAN. 23	14.05
3-MONTH	JAN. 23	14.20
6-MONTH	JAN. 23	14.18
1-YEAR	JAN. 23	13.31
CHART 7. SELECTED EURO-DOLLAR AND U.S. MONEY MARKET RATES		
OVERNIGHT EURO-DOLLAR DEPOSITS	JAN. 23	13.73
U.S. FEDERAL FUNDS	JAN. 23	13.77
DIFFERENTIAL ADJ. FOR RESERVE REQUIREMENTS	JAN. 23	-0.04
3-MONTH EURO-DOLLAR DEPOSIT RATE	JAN. 23	14.20
U.S. 90-DAY CD'S, SECONDARY MARKET	JAN. 23	13.36
DIFFERENTIAL	JAN. 23	0.84

SERIES NAME	LAST VALUE PLOTTED DATE	VALUE
<b>CHART 8. INTEREST ARBITRAGE, 3-MONTH FUNDS</b>		
EURO-DOLLAR DEPOSIT	JAN. 23	14.20
INTERBANK STERLING (LONDON), COVERED	JAN. 23	14.05
DIFFERENTIAL	JAN. 23	0.15
U.S. COMMERCIAL PAPER	JAN. 23	13.02
CANADIAN FINANCE PAPER, COVERED	JAN. 23	14.40
DIFFERENTIAL	JAN. 23	-1.38
EURO-DOLLAR DEPOSIT	JAN. 23	14.20
INTERBANK DM (FRANKFURT), COVERED	JAN. 23	14.77
DIFFERENTIAL	JAN. 23	-0.57
EURO-DOLLAR DEPOSIT	JAN. 23	14.20
SWISS INTERBANK, COVERED	JAN. 23	14.25
DIFFERENTIAL	JAN. 23	-0.05
<b>CHART 9. LONG TERM GOVERNMENT BOND YIELDS</b>		
UNITED STATES	JAN. 18	10.71
GERMANY	DEC. 28	7.92
JAPAN (MONTHLY)	DEC.	8.64
SWITZERLAND	JAN. 11	4.29
CANADA	DEC. 28	11.23
FRANCE	NOV. 9	11.76
NETHERLANDS	JAN. 4	9.20
UNITED KINGDOM	JAN. 4	12.16
<b>U.S. CORPORATE</b>		
AAA BONDS	DEC.	9.63
EURO-DM BONDS	DEC.	6.63
EURO-DOLLAR BONDS	NOV.	10.07
<b>CHART 10. INDUSTRIAL STOCK INDICES</b>		
UNITED STATES	JAN. 18	116.72
JAPAN	JAN. 4	304.28
CANADA	DEC. 29	113.81
FRANCE	DEC. 28	143.03
UNITED KINGDOM	JAN. 11	103.67
SWITZERLAND	JAN. 4	76.07
GERMANY	DEC. 21	93.84