

(516/517)

DATA FILE
LIBRARY
FEDERAL RESERVE BANK
OF CHICAGO

LIBRARY
DEC 14 1979
FEDERAL RESERVE
BANK OF CHICAGO

Selected Interest & Exchange Rates

Weekly Series of Charts

December 10, 1979

Prepared by the
FINANCIAL MARKETS
SECTION

DIVISION OF
INTERNATIONAL FINANCE

BOARD OF GOVERNORS
FEDERAL RESERVE SYSTEM
Washington, D.C. 20551

Table of Contents

TABLES

1. LATEST FIGURES PLOTTED
2. DAILY CERTIFIED SPOT EXCHANGE RATES--H.10 RELEASE

CHARTS

1. SPOT EXCHANGE RATE INDICES
2. 3-MONTH FORWARD EXCHANGE RATES
3. GOLD PRICE--LONDON
4. CALL MONEY RATES
5. 3-MONTH INTEREST RATES
6. EURO-DOLLAR DEPOSIT RATES
7. SELECTED EURO-DOLLAR AND U.S. MONEY MARKET RATES
8. INTEREST ARBITRAGE: 3-MONTH FUNDS
9. LONG-TERM GOVERNMENT BOND YIELDS
10. INDUSTRIAL STOCK INDICES

SUBSCRIPTION RATES:


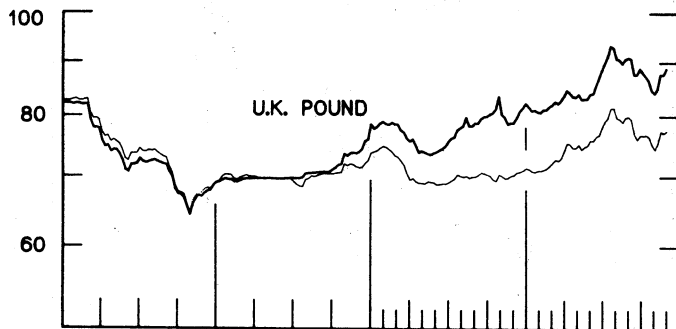
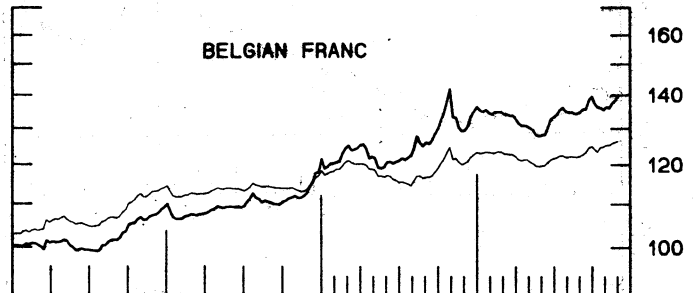
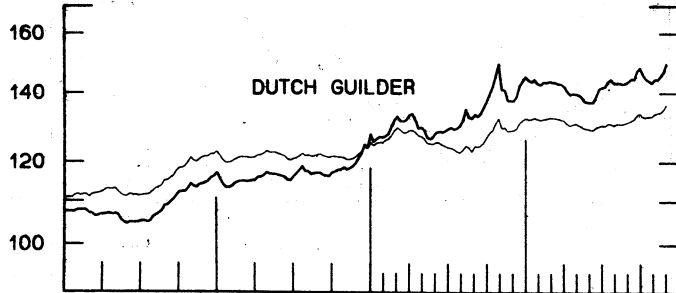
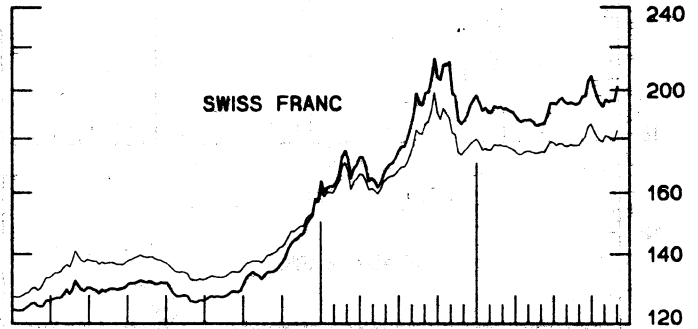
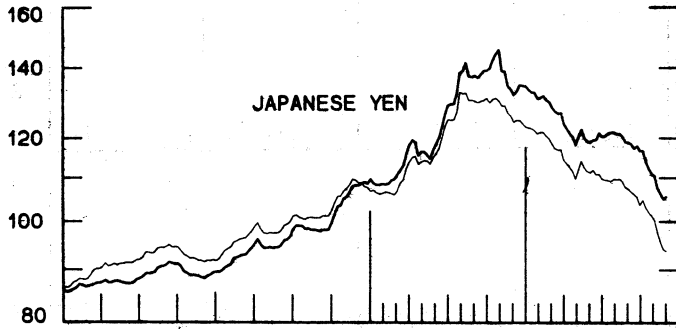
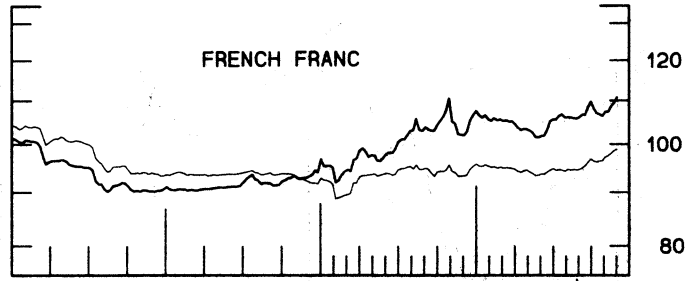
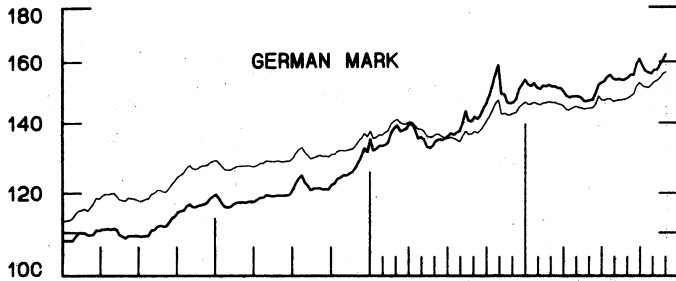
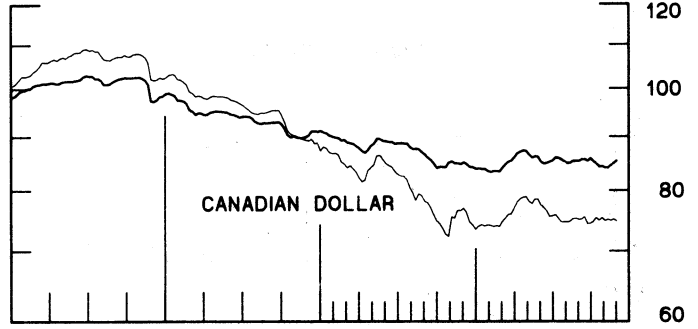
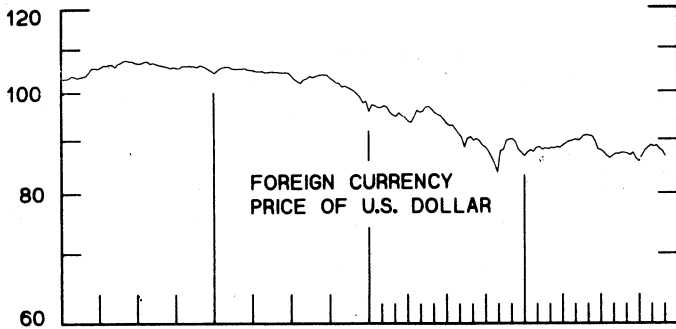
Weekly \$15.00 per year or \$.40 each in the United States, its possessions, Canada, and Mexico; 10 or more of the same issue to one address, \$13.50 per year or \$.35 each. Elsewhere, \$20.00 per year or \$.50 each. Address requests to Publications Services, Division of Administrative Services, and make payment remittance payable to the order of the Board of Governors of the Federal Reserve System in a form collectible at par in U.S. Currency.

SPOT EXCHANGE INDICES

DOLLAR PRICES OF FOREIGN CURRENCIES AND WEIGHTED AVERAGE VALUES (THIN LINE)
AVERAGES FOR WEEK ENDING WEDNESDAY

RATIO SCALE
MARCH 1973=100

RATIO SCALE
MARCH 1973=100



1977

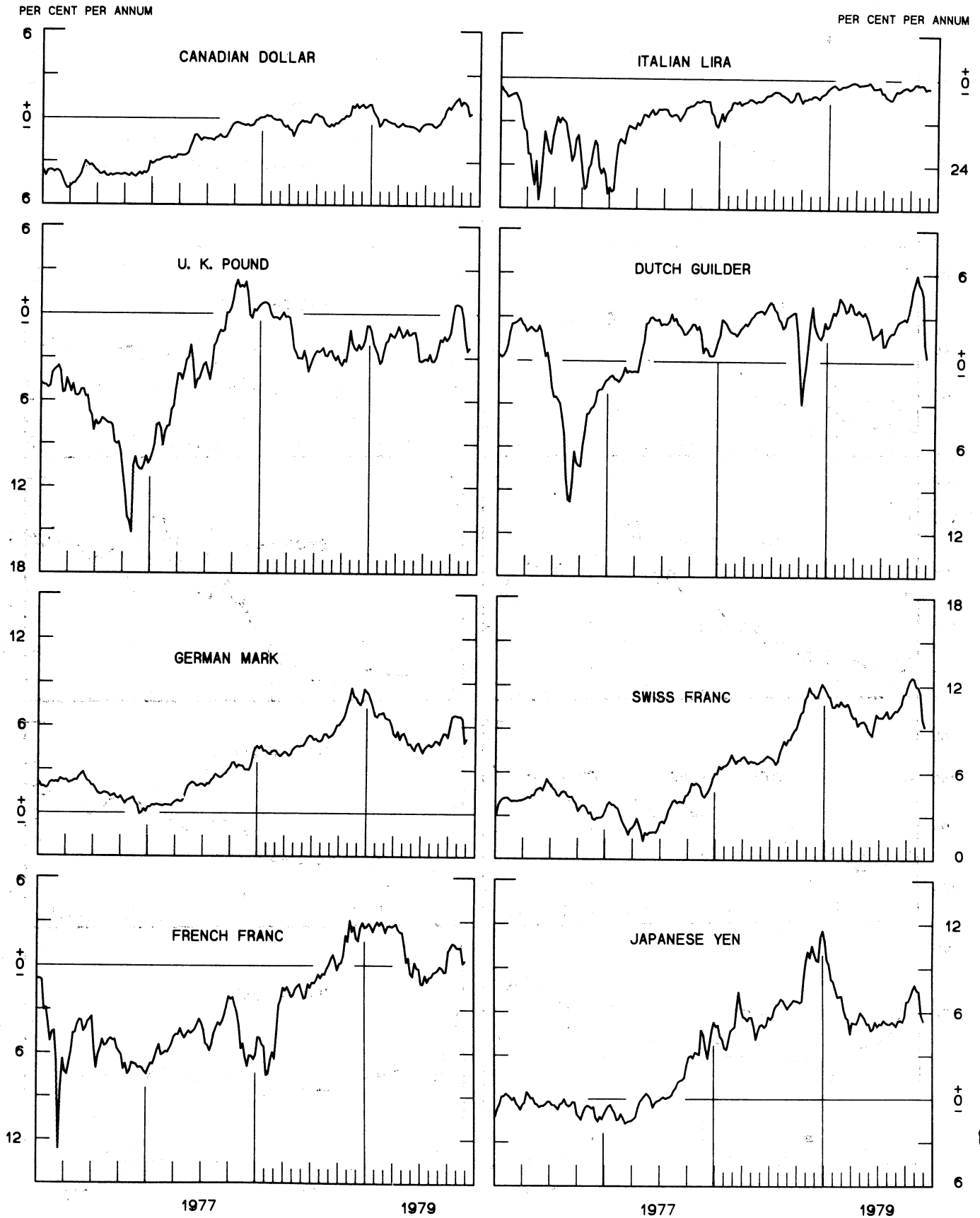
1979

1977

1979

CHART 2
3-MONTH FORWARD EXCHANGE RATES

PREMIUM (+) OR (-)
 AVERAGES FOR WEEK ENDING WEDNESDAY

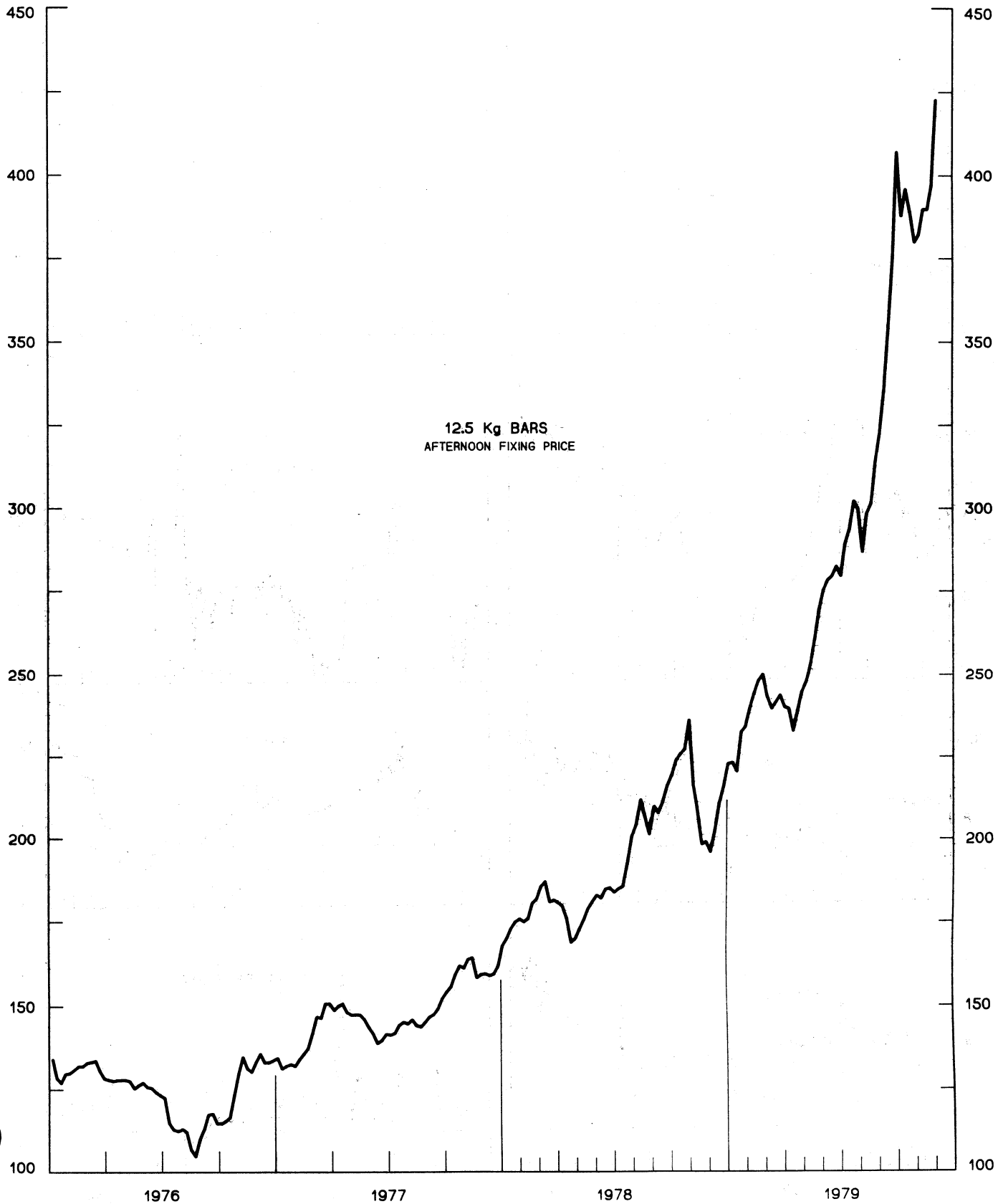


PRICE OF GOLD IN LONDON

AVERAGES FOR WEEK ENDING WEDNESDAY

U.S. DOLLARS PER FINE OUNCE

U.S. DOLLARS PER FINE OUNCE



12.5 Kg BARS
AFTERNOON FIXING PRICE

1976

1977

1978

1979

CHART 4
CALL MONEY RATES
 WEEKLY SERIES

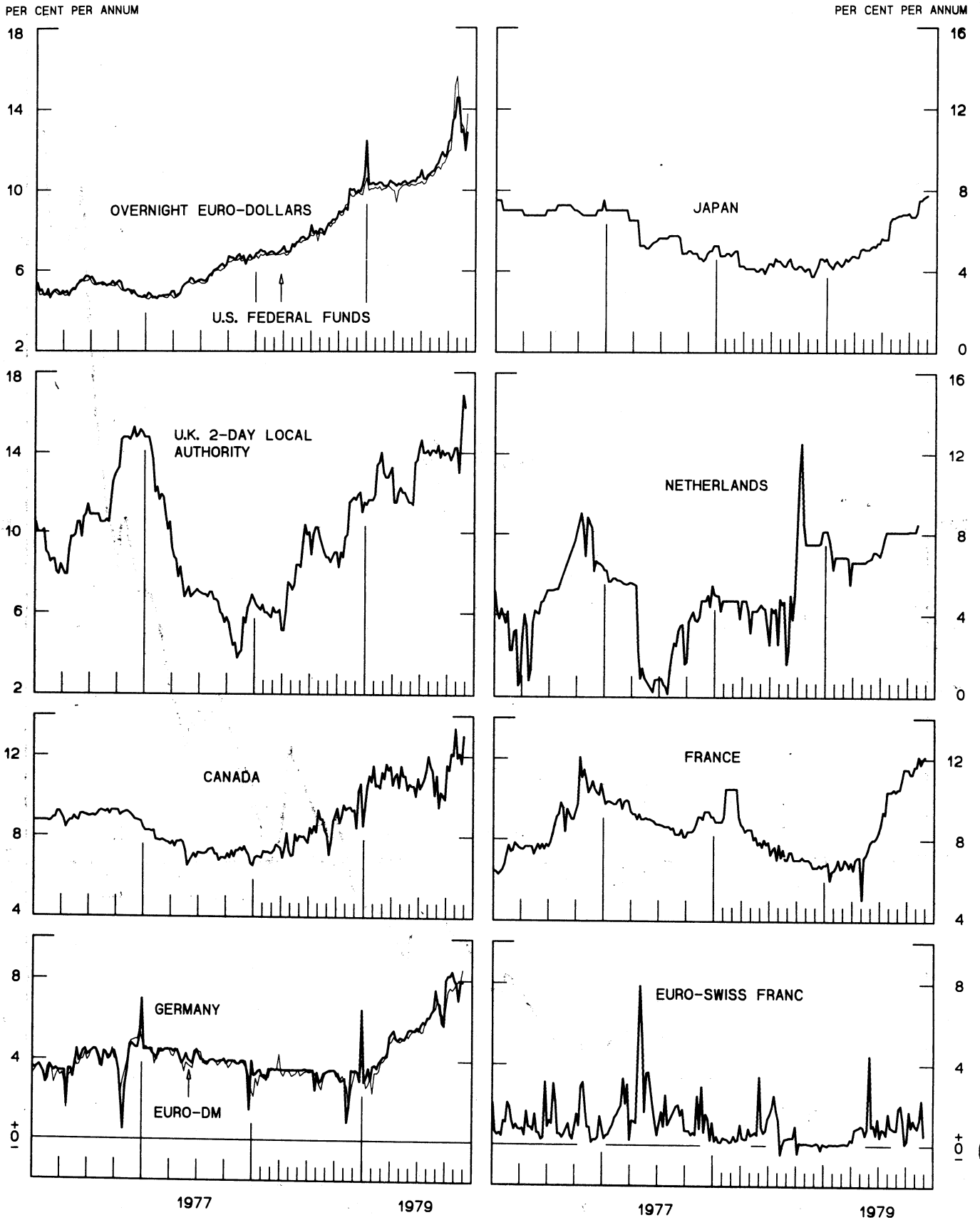
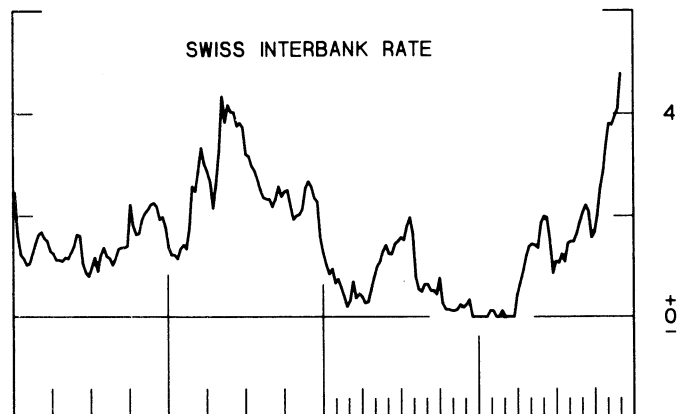
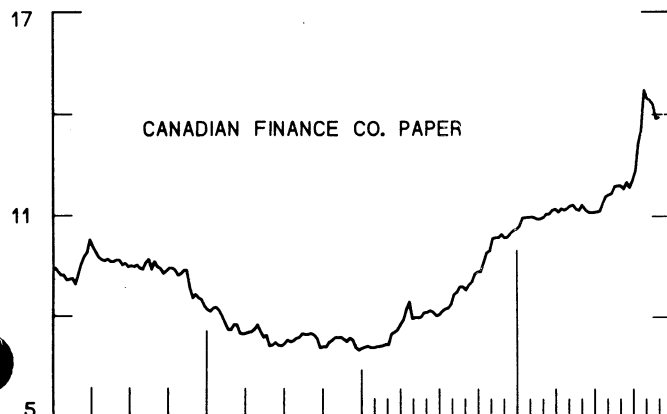
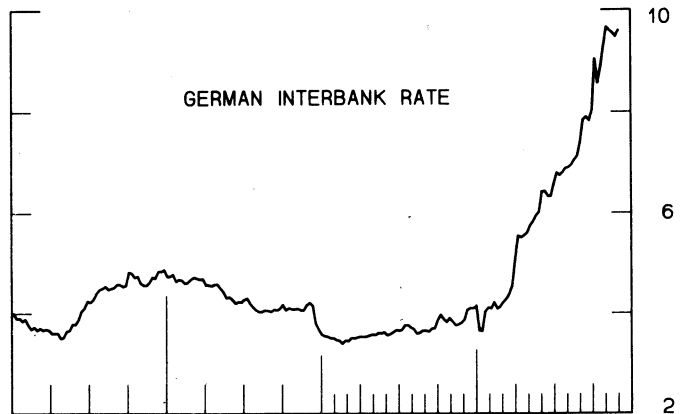
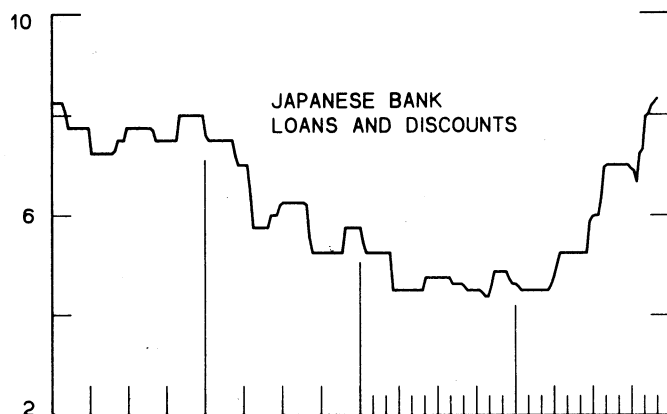
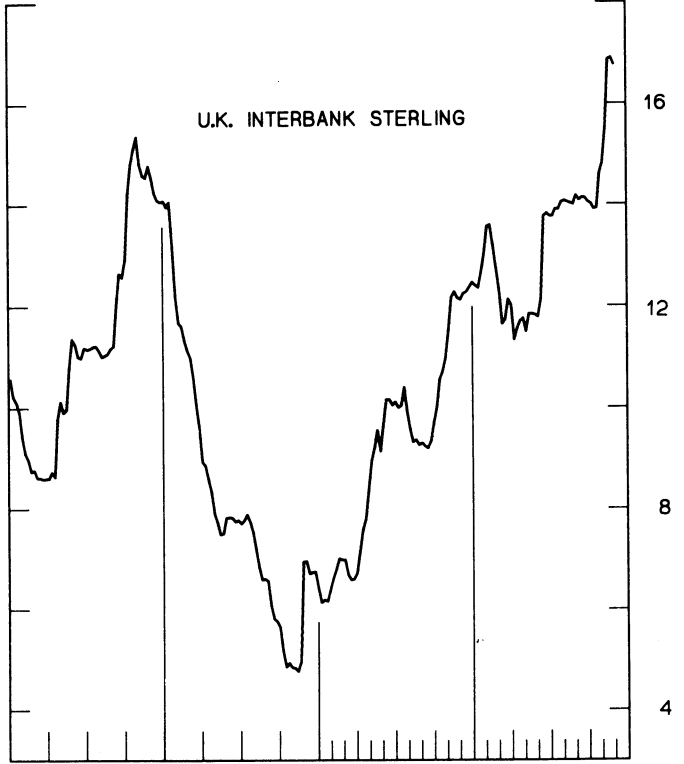
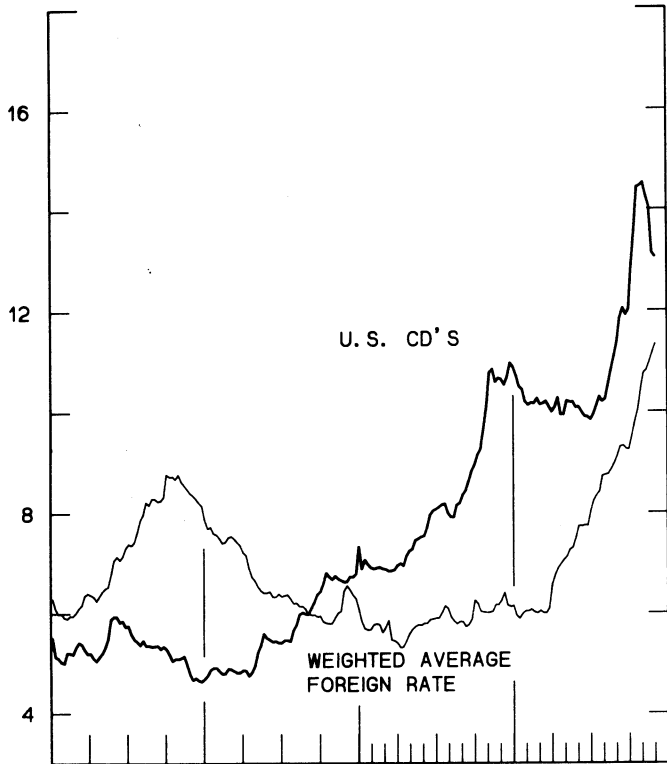


CHART 5
3-MONTH INTEREST RATES
 WEEKLY SERIES

PER CENT PER ANNUM

PER CENT PER ANNUM



1977

1979

1977

1979

CHART 6
EURO-DOLLAR DEPOSIT RATES LONDON
AVERAGES FOR WEEK ENDING WEDNESDAY

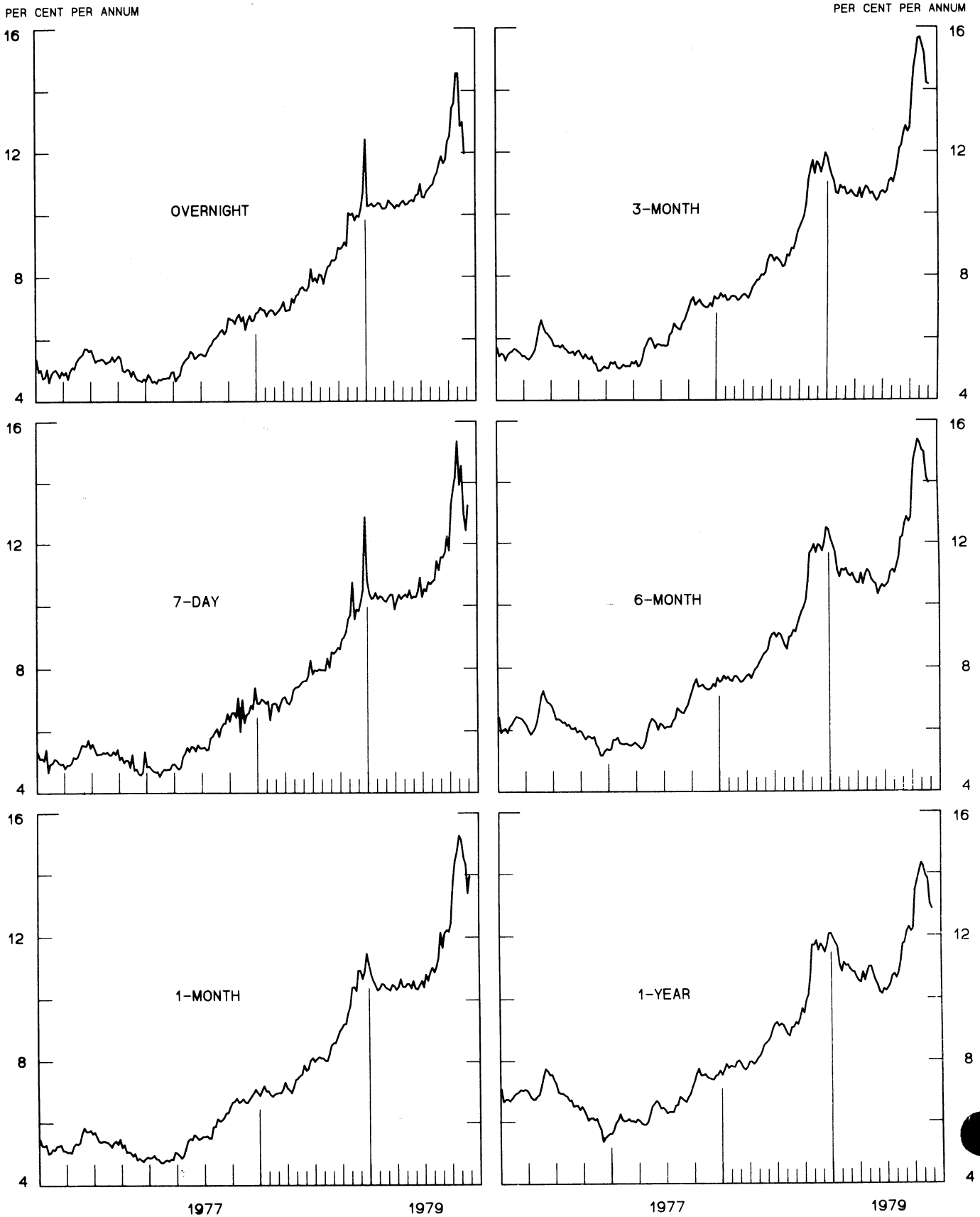
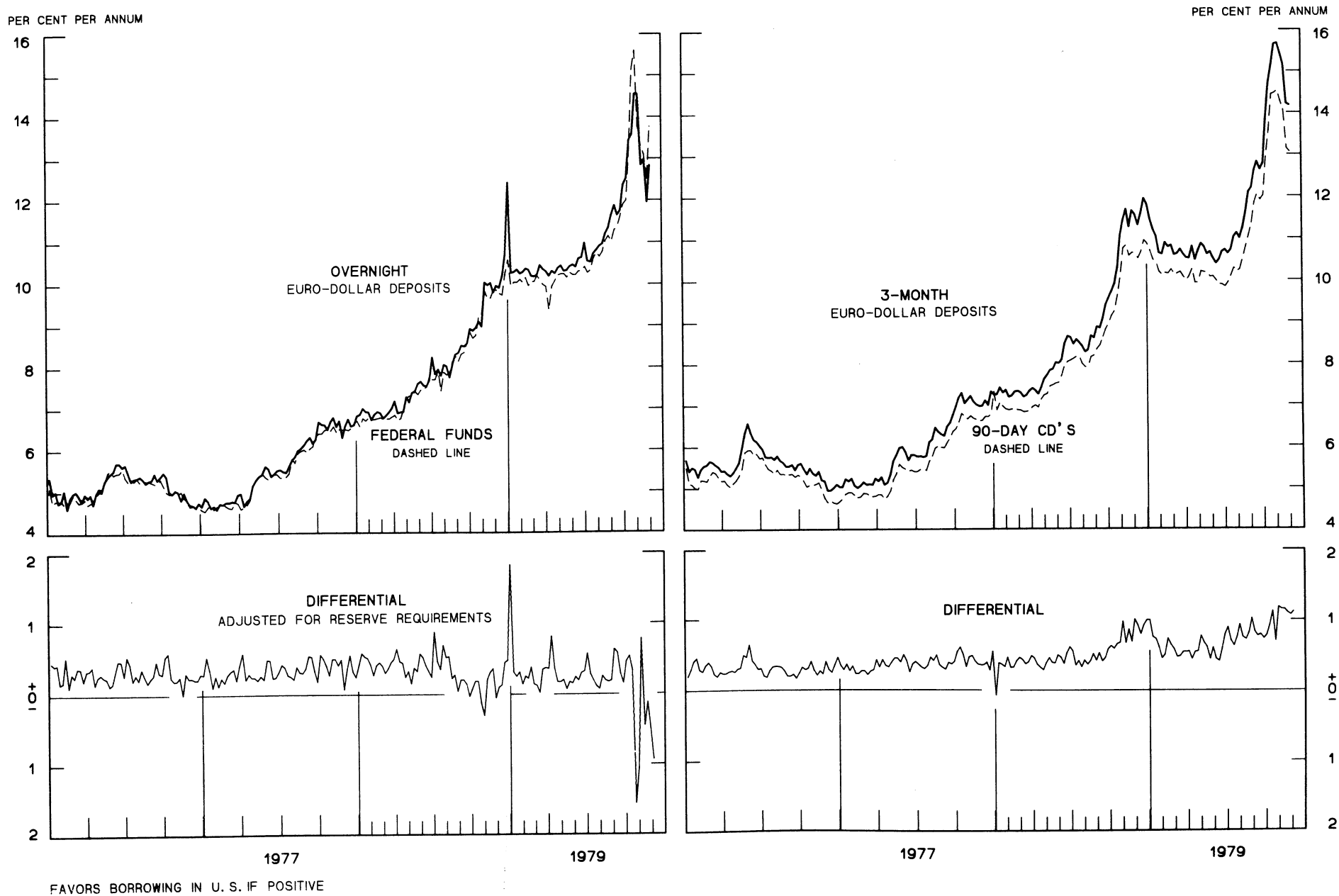


CHART 7
SELECTED EURO-DOLLAR AND U. S. MONEY MARKET RATES
 AVERAGES FOR WEEK ENDING WEDNESDAY



INTEREST ARBITRAGE: 3-MONTH FUNDS

DIFFERENTIAL: PLUS(+), INDICATES FAVOR DOLLAR ASSETS
AVERAGES FOR WEEK ENDING WEDNESDAY

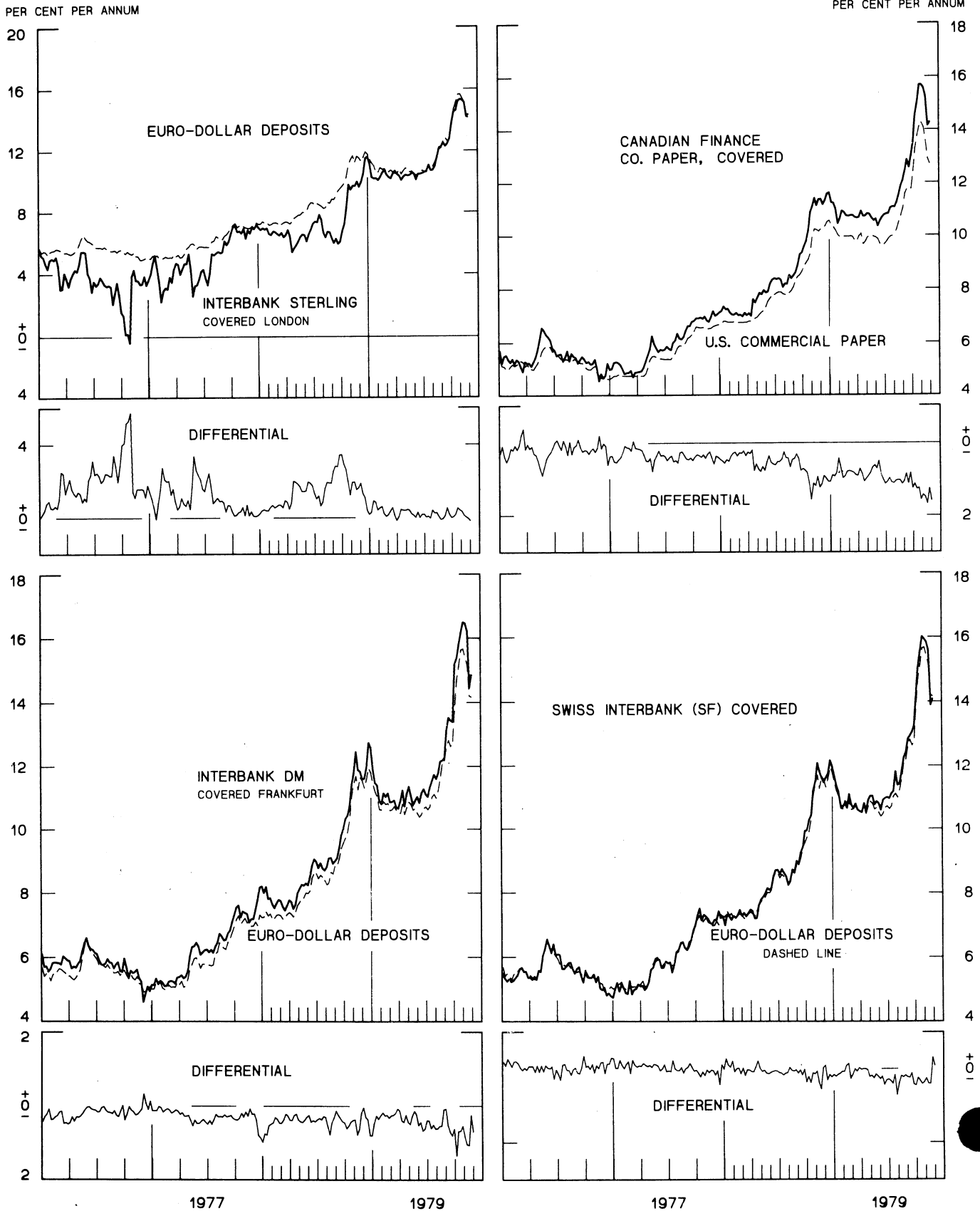


CHART 9
LONG-TERM GOVERNMENT BOND YIELDS
 WEEKLY SERIES

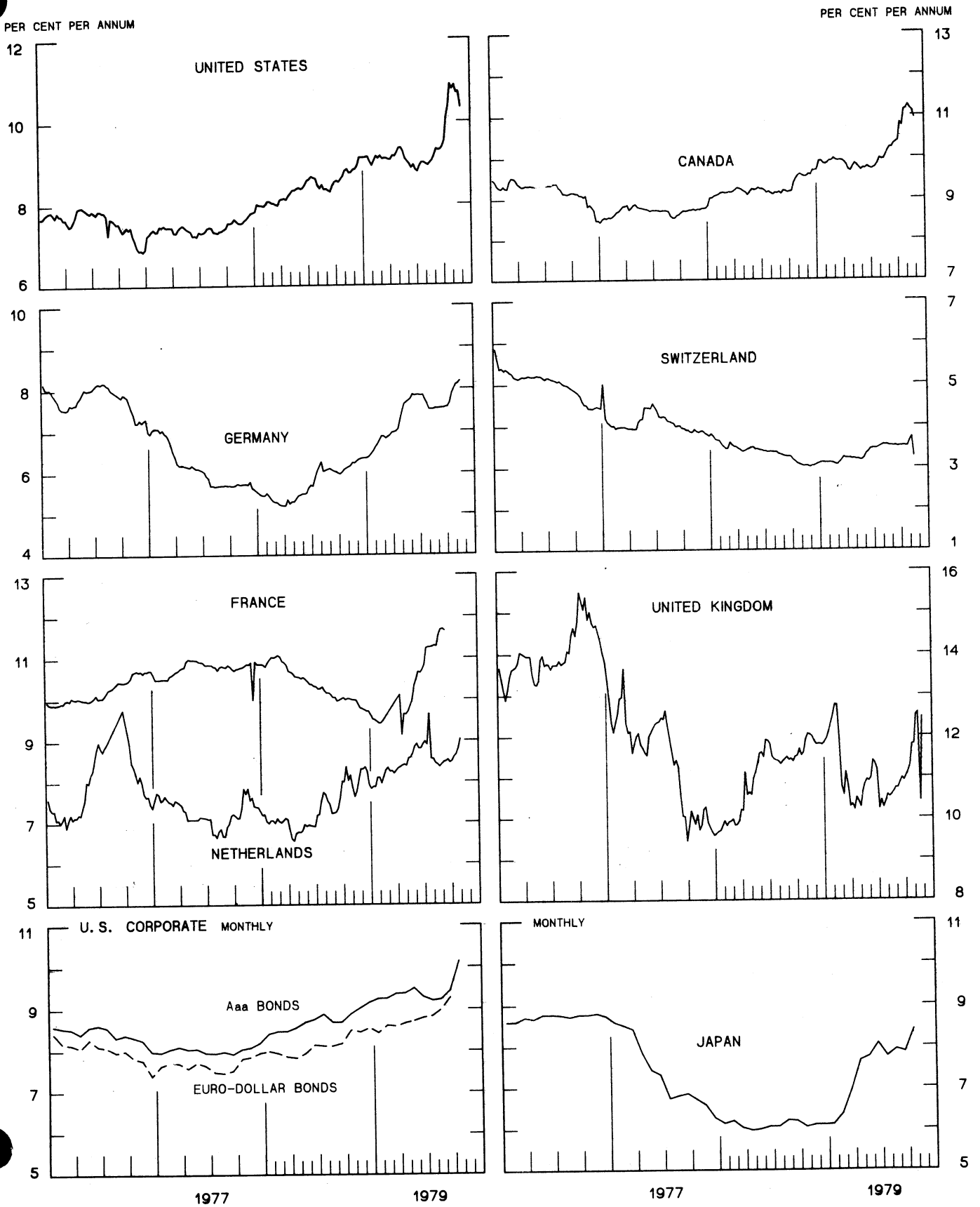
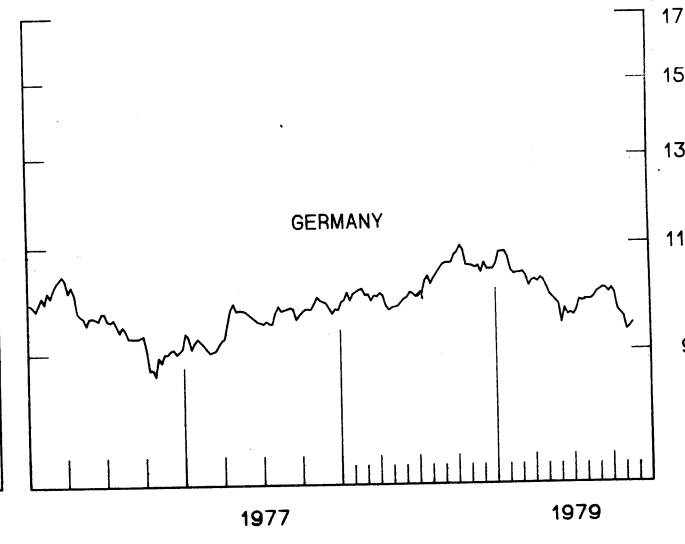
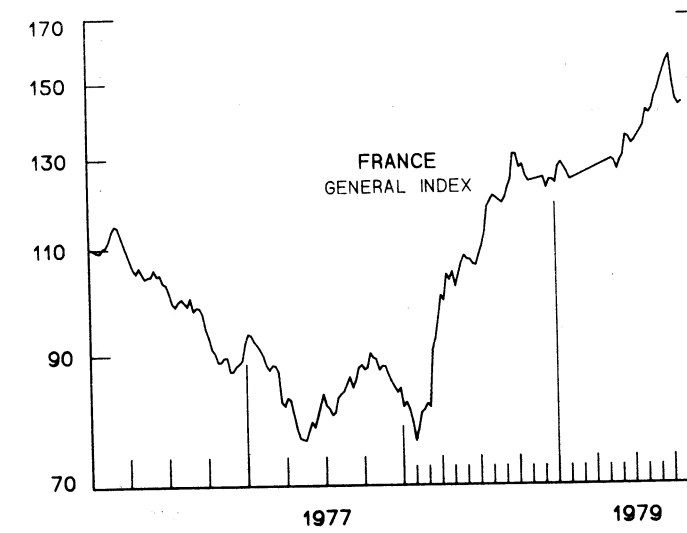
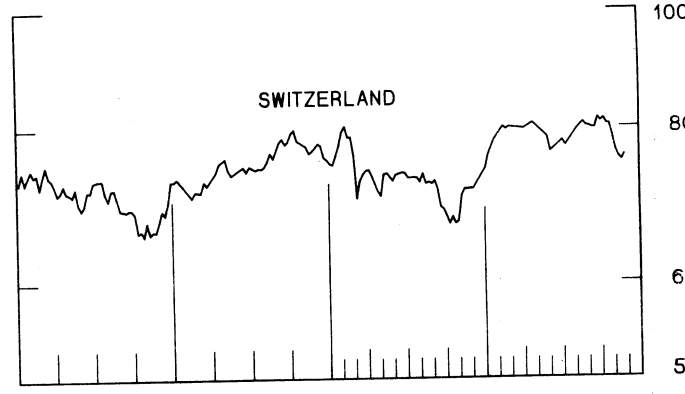
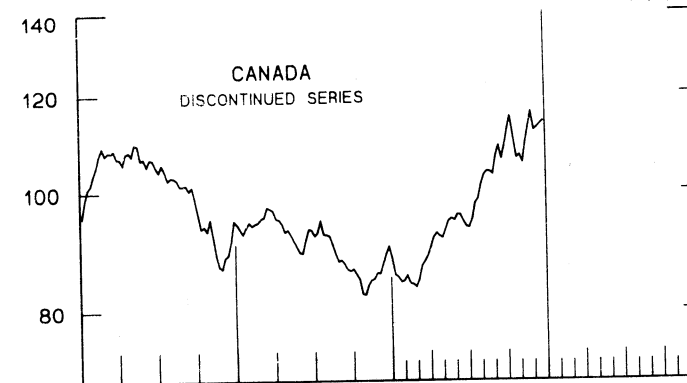
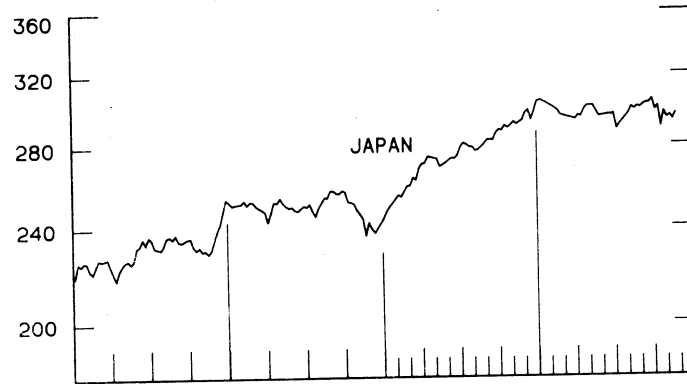
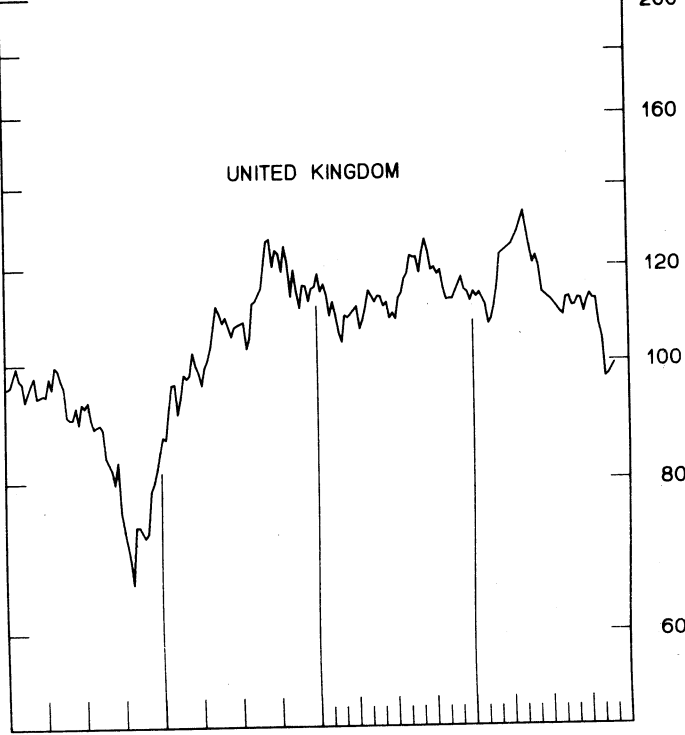
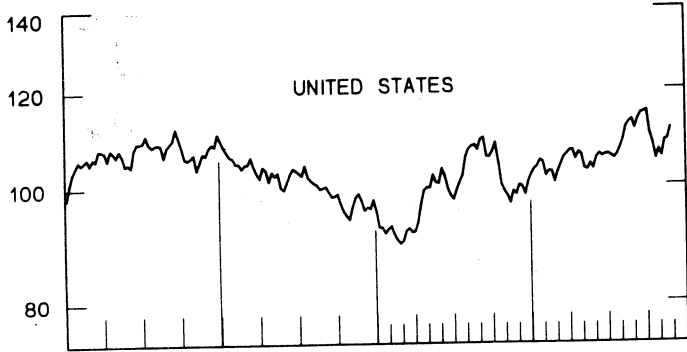


CHART 10
INDUSTRIAL STOCK INDICES
 WEEKLY SERIES

RATIO SCALE
 1969=100

RATIO SCALE
 1969=100



1977

1979

1977

1979

SERIES NAME

LAST VALUE PLOTTED
DATE VALUE

CHART 1. SPOT EXCHANGE RATES AND INDICES

WEEKLY AVERAGES, NOON BUYING RATES (U.S. CENTS)

GERMAN MARK	DEC. 5	57.80
JAPANESE YEN	DEC. 5	0.40308
DUTCH GUILDER	DEC. 5	52.04
U.K. POUND	DEC. 5	219.32
CANADIAN DOLLAR	DEC. 5	85.66
FRENCH FRANC	DEC. 5	24.58
SWISS FRANC	DEC. 5	62.64
BELGIAN FRANC	DEC. 5	3.54626
ITALIAN LIRA	DEC. 5	0.12285

INDICES, MARCH 1973 BASE RATES = 100

GERMAN MARK	DEC. 5	162.60
JAPANESE YEN	DEC. 5	105.54
DUTCH GUILDER	DEC. 5	149.39
U.K. POUND	DEC. 5	88.71
CANADIAN DOLLAR	DEC. 5	85.38
FRENCH FRANC	DEC. 5	110.77
SWISS FRANC	DEC. 5	201.52
BELGIAN FRANC	DEC. 5	139.74
ITALIAN LIRA	DEC. 5	69.79

WEIGHTED AVERAGE EXCHANGE VALUE INDICES, MAR 1973 = 100
(G-10 COUNTRIES PLUS SWITZERLAND)

U.S. DOLLAR	DEC. 5	86.71
GERMAN MARK	DEC. 5	156.40
JAPANESE YEN	DEC. 5	93.68
DUTCH GUILDER	DEC. 5	136.24
U.K. POUND	DEC. 5	77.41
CANADIAN DOLLAR	DEC. 5	74.73
FRENCH FRANC	DEC. 5	98.90
SWISS FRANC	DEC. 5	183.18
BELGIAN FRANC	DEC. 5	126.38
ITALIAN LIRA	DEC. 5	60.16
SWEDISH KRONA	DEC. 5	94.63

CHART 2. 3-MONTH FORWARD EXCHANGE RATES, PREMIUM OR DISCOUNT

CANADIAN DOLLAR	DEC. 5	0.38
U.K. POUND	DEC. 5	-2.31
GERMAN MARK	DEC. 5	5.15
FRENCH FRANC	DEC. 5	0.33
SWISS FRANC	DEC. 5	9.21
DUTCH GUILDER	DEC. 5	0.32
JAPANESE YEN	DEC. 5	5.40
ITALIAN LIRA	DEC. 5	-2.27

LAST VALUE PLOTTED
DATE VALUE

SERIES NAME

CHART 3. GOLD PRICE IN LONDON, AFTERNOON FIXING

U.S. DOLLARS PER FINE OUNCE DEC. 5 422.74

CHART 4. CALL MONEY RATES

U.S. FEDERAL FUNDS	DEC. 5	13.77
OVERNIGHT EURO-DOLLAR DEPOSITS	DEC. 5	12.84
U.K. 2-DAY LOCAL AUTHORITY DEPOSITS	NOV. 30	16.25
CANADA	NOV. 30	13.00
GERMANY	NOV. 30	7.90
EURO-DM	NOV. 30	8.50
JAPAN	NOV. 30	7.75
FRANCE	NOV. 30	12.13
NETHERLANDS	NOV. 2	8.50
EURO-SWISS FRANC	NOV. 30	0.49

CHART 5. 3-MONTH INTEREST RATES

U.S. 90-DAY CD'S, SECONDARY MARKET	DEC. 5	13.06
GERMAN INTERBANK LOAN	DEC. 5	9.60
JAPANESE BANK LOANS & DISCOUNTS	DEC. 5	8.33
CANADIAN FINANCE PAPER	DEC. 5	13.90
INTERBANK STERLING	DEC. 5	16.78
SWISS INTERBANK LOAN	DEC. 5	4.77
WEIGHTED AVERAGE FOREIGN INTEREST RATE (G-10 COUNTRIES PLUS SWITZERLAND)	DEC. 5	11.33

CHART 6. EURO-DOLLAR DEPOSIT RATES: LONDON

OVERNIGHT	DEC. 5	12.84
7-DAY	DEC. 5	13.25
1-MONTH	DEC. 5	13.95
3-MONTH	DEC. 5	14.18
6-MONTH	DEC. 5	13.96
1-YEAR	DEC. 5	12.86

CHART 7. SELECTED EURO-DOLLAR AND U.S. MONEY MARKET RATES

OVERNIGHT EURO-DOLLAR DEPOSITS	DEC. 5	12.84
U.S. FEDERAL FUNDS	DEC. 5	13.77
DIFFERENTIAL ADJ. FOR RESERVE REQUIREMENTS	DEC. 5	-0.93
3-MONTH EURO-DOLLAR DEPOSIT RATE	DEC. 5	14.18
U.S. 90-DAY CD'S, SECONDARY MARKET	DEC. 5	13.06
DIFFERENTIAL	DEC. 5	1.12

SERIES NAME

LAST VALUE PLOTTED
DATE VALUE

CHART 8. INTEREST ARBITRAGE, 3-MONTH FUNDS

EURO-DOLLAR DEPOSIT	DEC. 5	14.18
INTERBANK STERLING (LONDON), COVERED	DEC. 5	14.37
DIFFERENTIAL	DEC. 5	-0.19
U.S. COMMERCIAL PAPER	DEC. 5	12.70
CANADIAN FINANCE PAPER, COVERED	DEC. 5	14.29
DIFFERENTIAL	DEC. 5	-1.59
EURO-DOLLAR DEPOSIT	DEC. 5	14.18
INTERBANK DM (FRANKFURT), COVERED	DEC. 5	14.88
DIFFERENTIAL	DEC. 5	-0.70
EURO-DOLLAR DEPOSIT	DEC. 5	14.18
SWISS INTERBANK, COVERED	DEC. 5	14.10
DIFFERENTIAL	DEC. 5	0.08

CHART 9. LONG TERM GOVERNMENT BOND YIELDS

UNITED STATES	NOV. 30	10.34
GERMANY	NOV. 16	8.18
JAPAN (MONTHLY)	OCT.	8.41
SWITZERLAND	NOV. 16	3.26
CANADA	NOV. 30	10.94
FRANCE	SEPT. 14	11.65
NETHERLANDS	NOV. 2	9.03
UNITED KINGDOM	NOV. 30	12.45
U.S. CORPORATE		
AAA BONDS	OCT.	10.13
EURO-DM BONDS	DEC.	6.63
EURO-DOLLAR BONDS	SEPT.	9.27

CHART 10. INDUSTRIAL STOCK INDICES

UNITED STATES	NOV. 30	111.26
JAPAN	NOV. 30	296.27
CANADA	DEC. 29	113.81
FRANCE	NOV. 2	143.70
UNITED KINGDOM	NOV. 30	99.31
SWITZERLAND	NOV. 30	75.89
GERMANY	NOV. 23	94.58

FEDERAL RESERVE statistical release



H.10(512)

FOREIGN EXCHANGE RATES

DECEMBER 10, 1979

FOR THE WEEK ENDING DECEMBER 7, 1979

The Board of Governors of the Federal Reserve System is advised that the Federal Reserve Bank of New York has certified for customs purposes the following noon buying rate in New York City for cable transfers payable in foreign currencies:

COUNTRY	MONETARY UNIT	(RATE U.S. CENTS)				
		DEC. 3	DEC. 4	DEC. 5	DEC. 6	DEC. 7
AUSTRALIA	DOLLAR	109.7000	109.7500	109.7000	109.8500	110.0000
AUSTRIA	SCHILLING	8.12018	8.01925	7.94597	7.96813	7.89889
BELGIUM	FRANC	3.58295	3.55745	3.51741	3.51000	3.50631
CANADA	DOLLAR	85.6458	86.0067	85.7412	85.6935	85.8664
DENMARK	KRONE	18.9036	18.7441	18.5185	18.5185	18.4757
FINLAND	MARKKA	27.0015	26.9251	26.7308	26.7558	26.6134
FRANCE	FRANC	24.8602	24.6002	24.3902	24.4081	24.3605
GERMANY	D. MARK	58.5480	57.9274	57.2738	57.3559	57.0223
INDIA	RUPEE	12.5000	12.3800	12.3500	12.3000	12.4500
IRELAND	POUND	215.5000	214.1500	211.5500	212.0000	210.8000
ITALY	LIRA	0.12387	0.12296	0.12285	0.12277	0.12200
JAPAN	YEN	0.40178	0.40404	0.40700	0.41051	0.41632
MALAYSIA	DOLLAR	46.1574	45.9348	45.8821	45.8926	45.8926
MEXICO	PESO	4.3725	4.3764	4.3773	4.3802	4.3802
NETHERLANDS	GUILDER	52.7426	52.1376	51.7063	51.7598	51.5198
NEW ZEALAND	DOLLAR	97.8500	97.7500	97.6500	97.9000	97.8500
NORWAY	KRONE	20.4123	20.2634	19.9880	20.0481	19.9302
PORTUGAL	ESCUDO	2.0182	2.0100	2.0000	1.9980	1.9881
SOUTH AFRICA	RAND	120.7000	120.9400	120.8400	120.8000	120.6500
SPAIN	PESETA	1.5097	1.5072	1.5072	1.5053	1.4963
SRI LANKA	RUPEE	6.4300	6.4300	6.4300	6.4300	6.4300
SWEDEN	KRONA	24.1955	23.9578	23.8038	23.8265	23.7473
SWITZERLAND	FRANC	63.9182	62.9129	62.1311	62.3247	61.8620
UNITED KINGDOM	POUND	221.3000	219.4000	217.8000	219.1000	216.6500