

(516/517)

DATA FILE
LIBRARY
FEDERAL RESERVE BANK
OF CHICAGO

LIBRARY
DEC 7 1979
FEDERAL RESERVE
BANK OF CHICAGO

Selected Interest & Exchange Rates

Weekly Series of Charts

December 3, 1979

Prepared by the
FINANCIAL MARKETS
SECTION

DIVISION OF
INTERNATIONAL FINANCE

BOARD OF GOVERNORS
FEDERAL RESERVE SYSTEM
Washington, D.C. 20551

Table of Contents

TABLES

1. LATEST FIGURES PLOTTED
2. DAILY CERTIFIED SPOT EXCHANGE RATES--
H.10 RELEASE

CHARTS

1. SPOT EXCHANGE RATE INDICES
2. 3-MONTH FORWARD EXCHANGE RATES
3. GOLD PRICE--LONDON
4. CALL MONEY RATES
5. 3-MONTH INTEREST RATES
6. EURO-DOLLAR DEPOSIT RATES
7. SELECTED EURO-DOLLAR AND
U.S. MONEY MARKET RATES
8. INTEREST ARBITRAGE: 3-MONTH FUNDS
9. LONG-TERM GOVERNMENT BOND YIELDS
10. INDUSTRIAL STOCK INDICES

SUBSCRIPTION RATES:

Weekly \$15.00 per year or \$.40 each in the United States, its possessions, Canada, and Mexico; 10 or more of the same issue to one address, \$13.50 per year or \$.35 each. Elsewhere, \$20.00 per year or \$.50 each. Address requests to Publications Services, Division of Administrative Services, and make payment remittance payable to the order of the Board of Governors of the Federal Reserve System in a form collectible at par in U.S. Currency.

CHART 1

SPOT EXCHANGE INDICES

DOLLAR PRICES OF FOREIGN CURRENCIES AND WEIGHTED AVERAGE VALUES (THIN LINE)
AVERAGES FOR WEEK ENDING WEDNESDAY

RATIO SCALE
MARCH 1973=100

RATIO SCALE
MARCH 1973=100

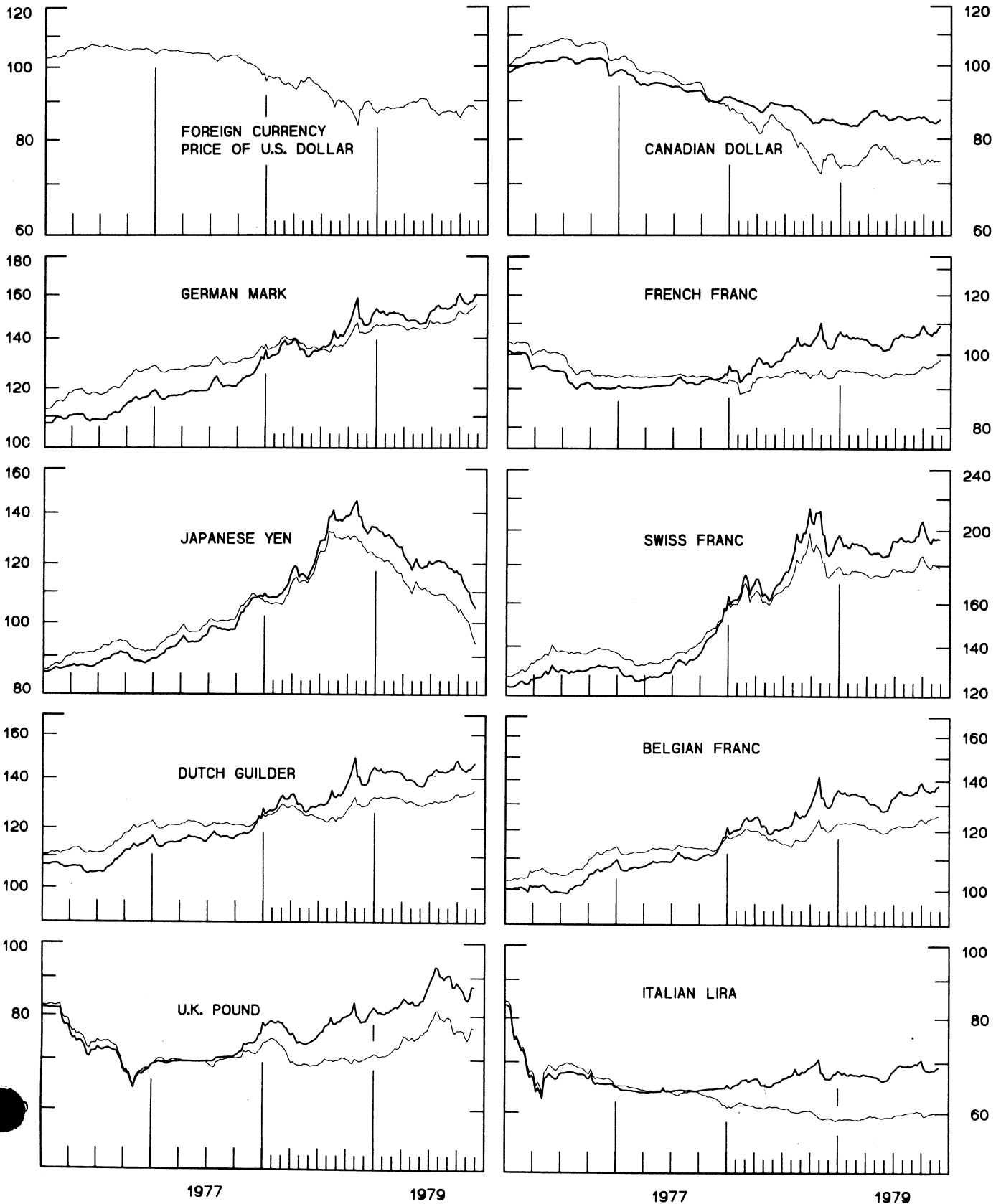
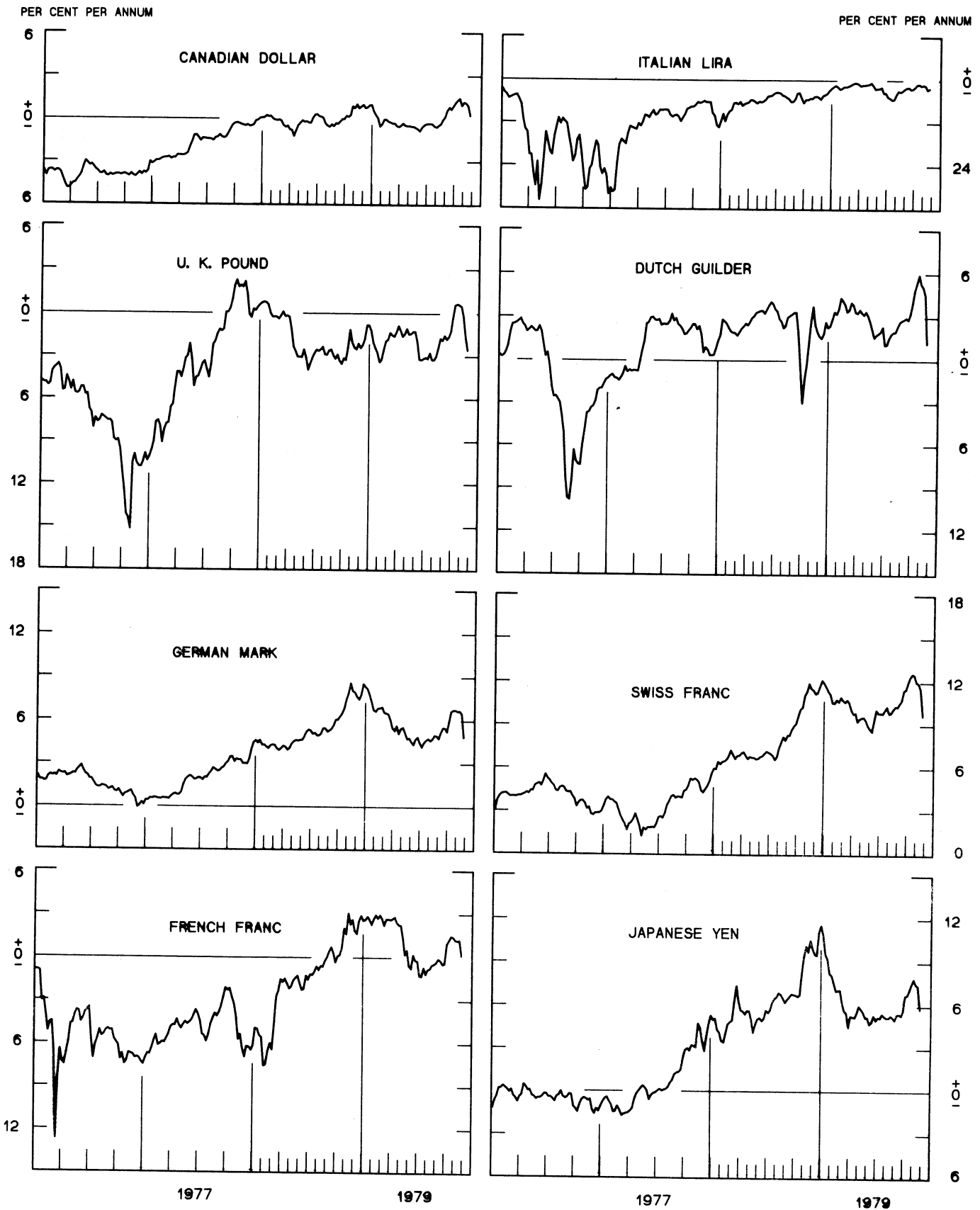


CHART 2
3-MONTH FORWARD EXCHANGE RATES
 PREMIUM (+) OR (-)
 AVERAGES FOR WEEK ENDING WEDNESDAY



PRICE OF GOLD IN LONDON

AVERAGES FOR WEEK ENDING WEDNESDAY

U.S. DOLLARS PER FINE OUNCE

U.S. DOLLARS PER FINE OUNCE

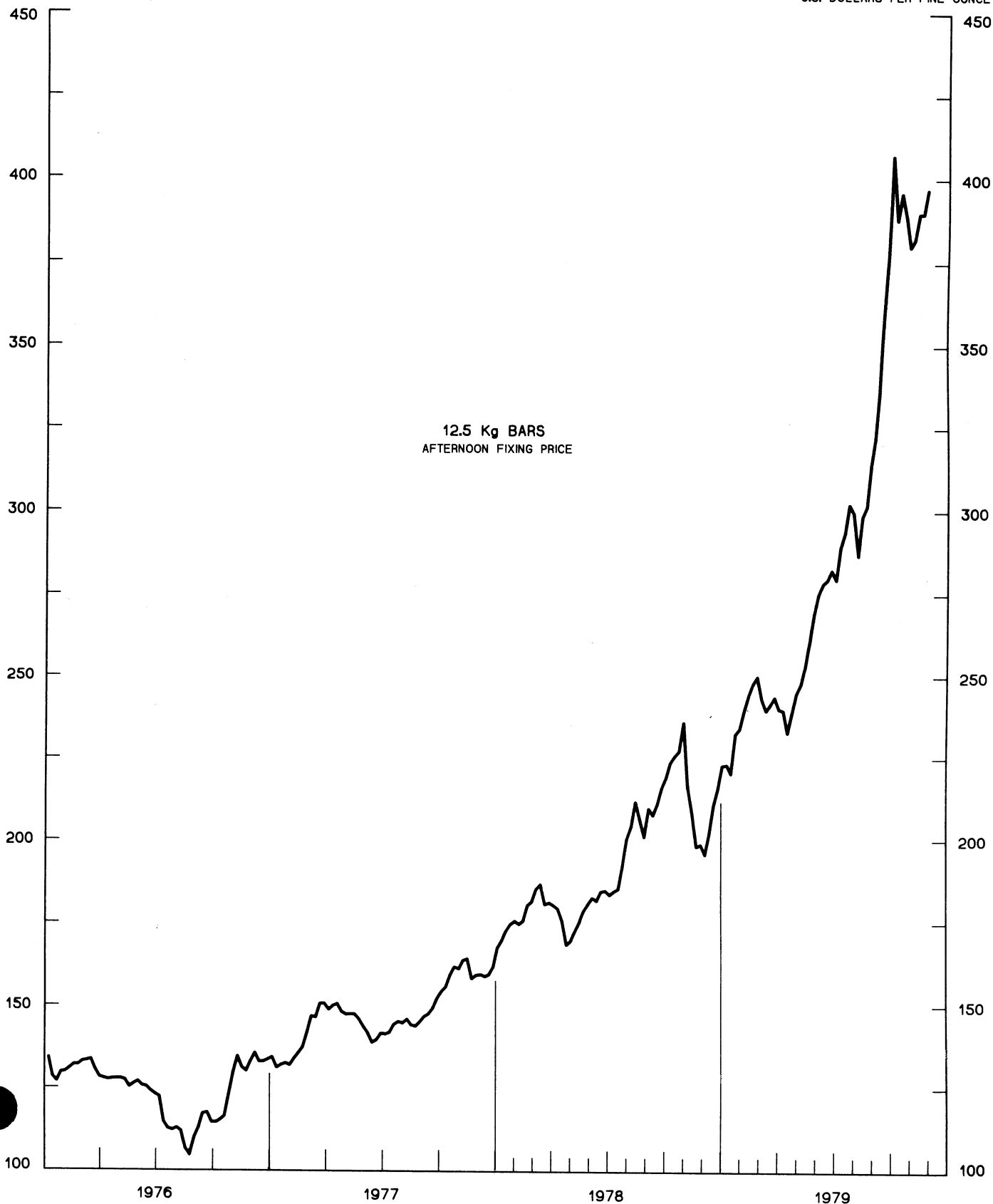
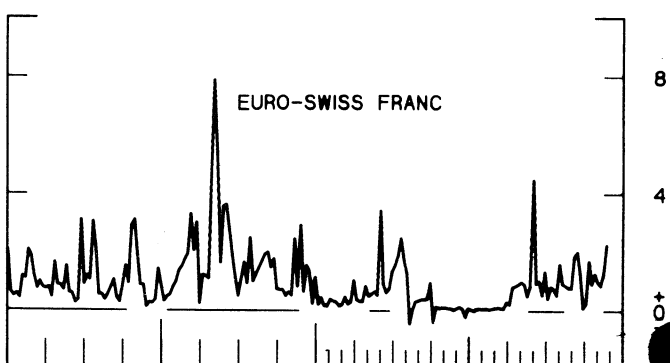
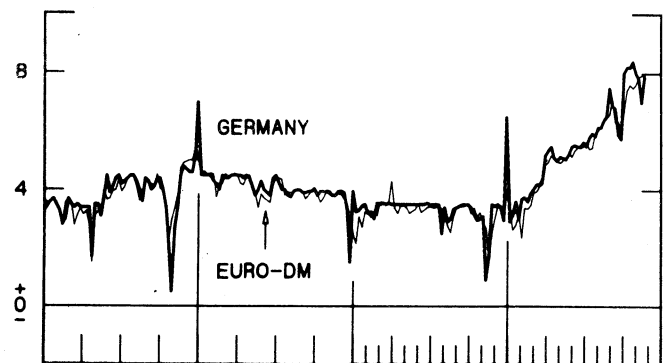
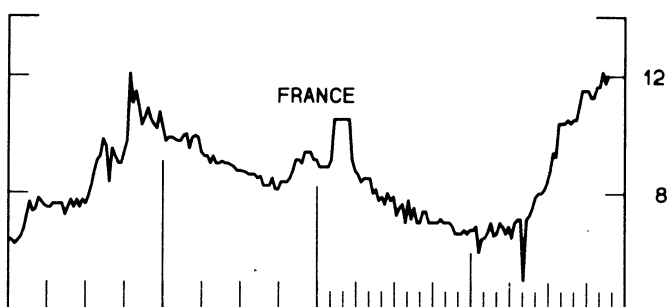
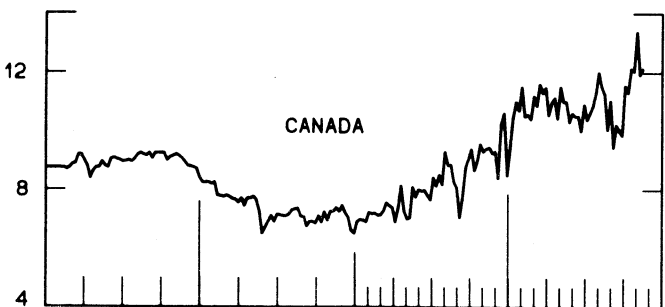
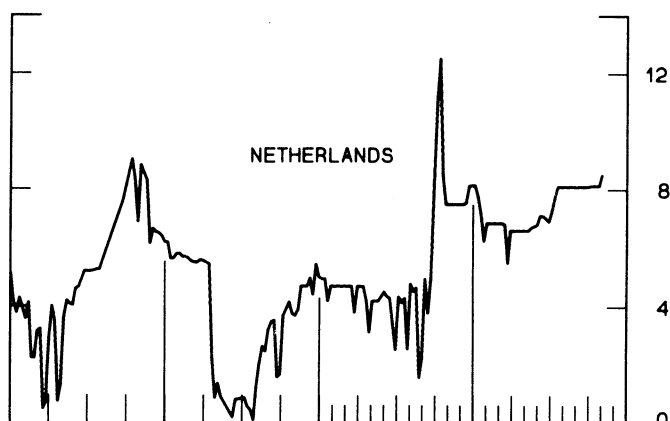
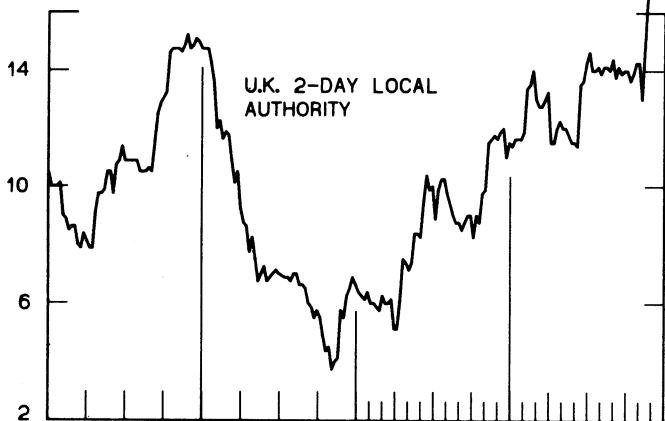
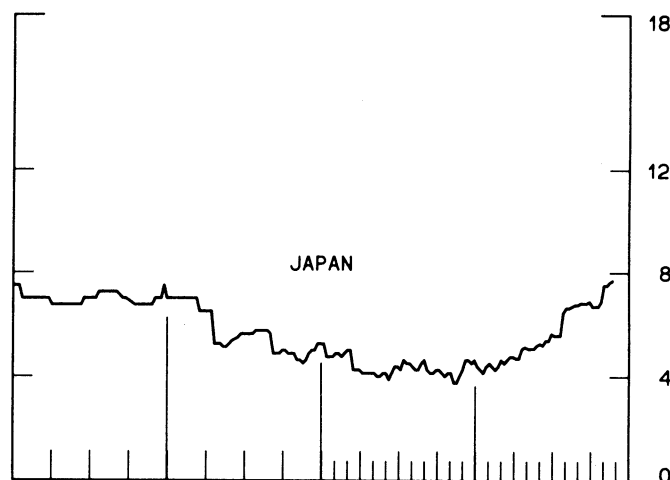
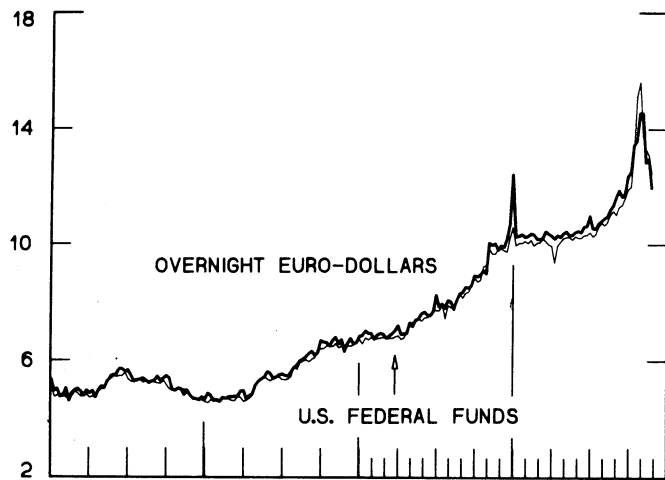


CHART 4
CALL MONEY RATES
 WEEKLY SERIES

PER CENT PER ANNUM

PER CENT PER ANNUM



1977

1979

1977

1979

CHART 5
3-MONTH INTEREST RATES
 WEEKLY SERIES

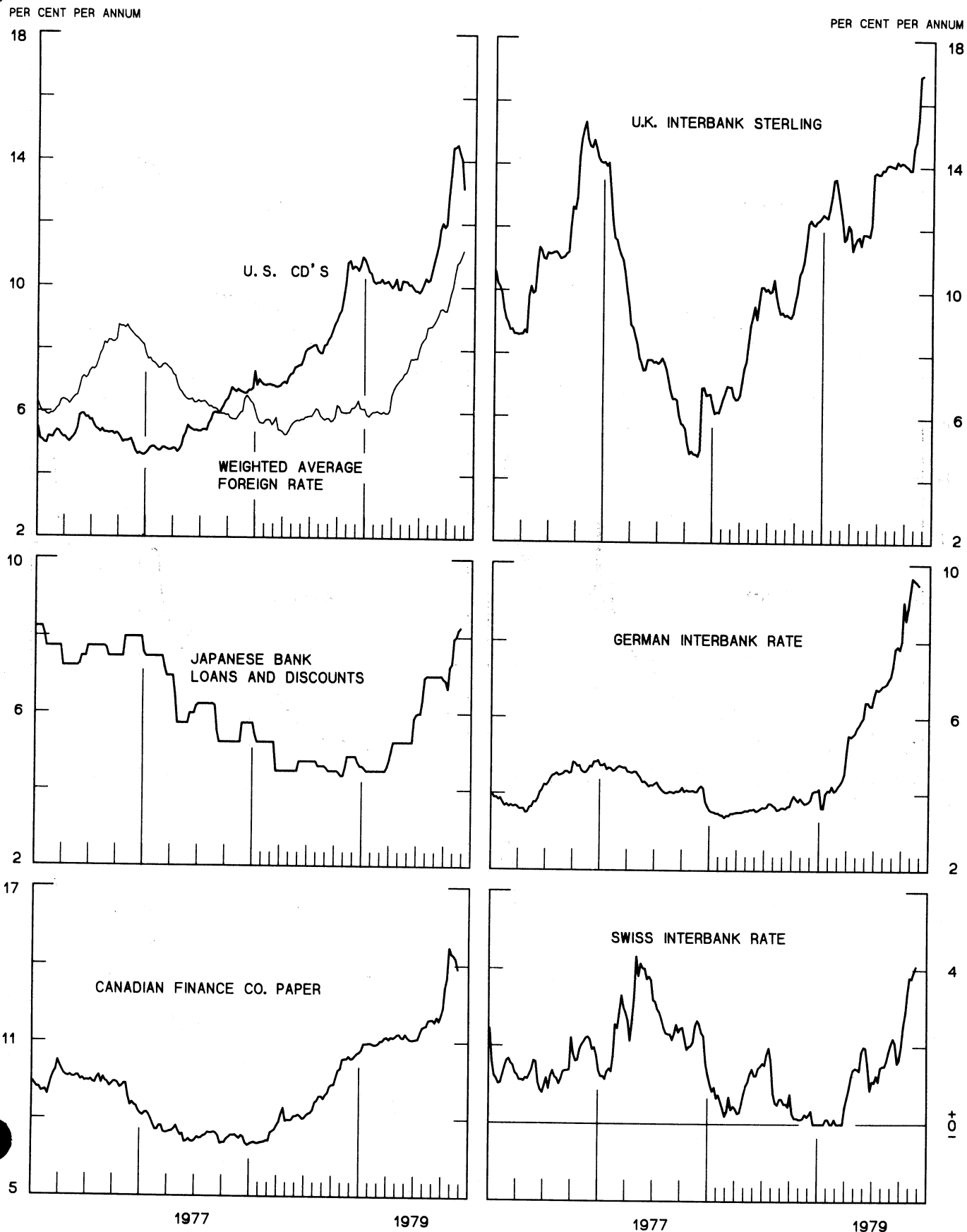


CHART 6
EURO-DOLLAR DEPOSIT RATES LONDON
AVERAGES FOR WEEK ENDING WEDNESDAY

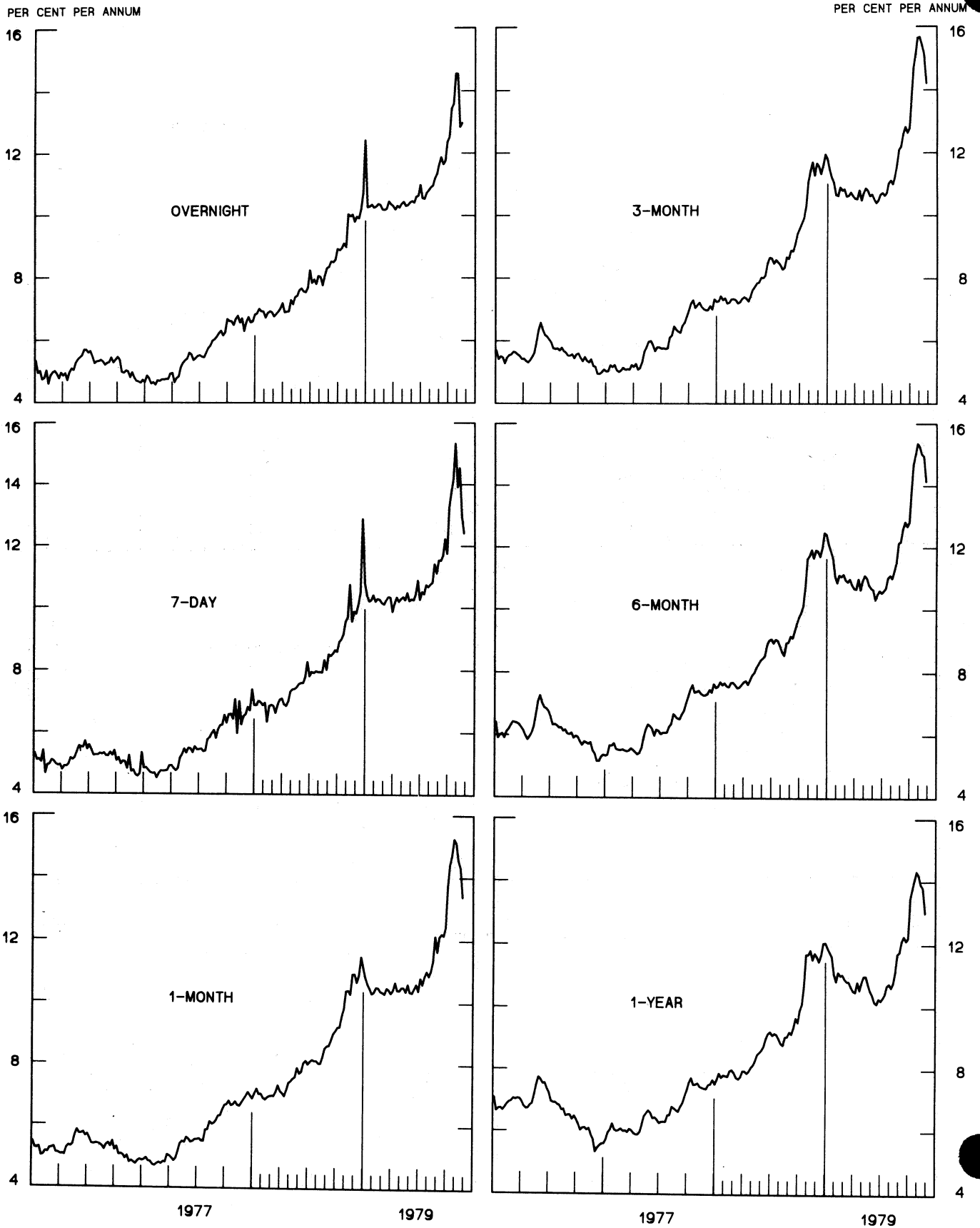
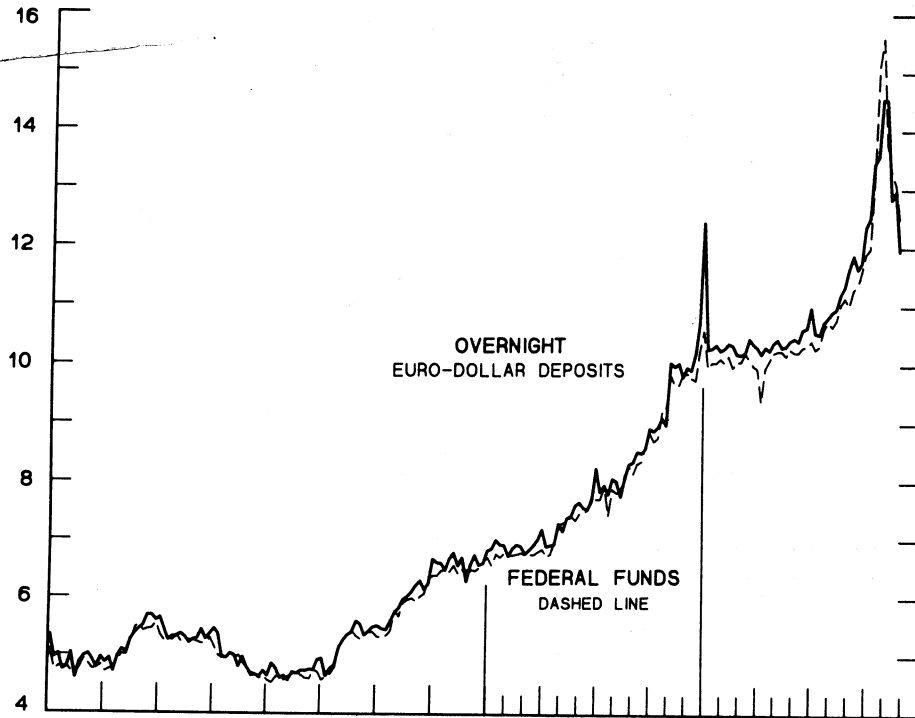
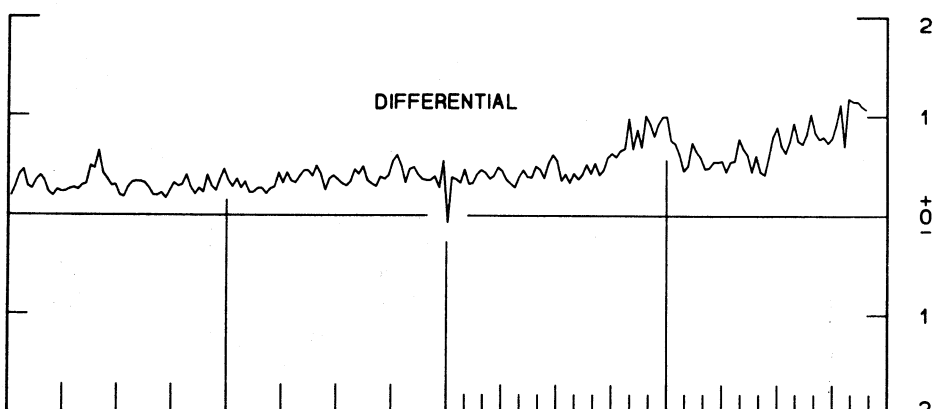
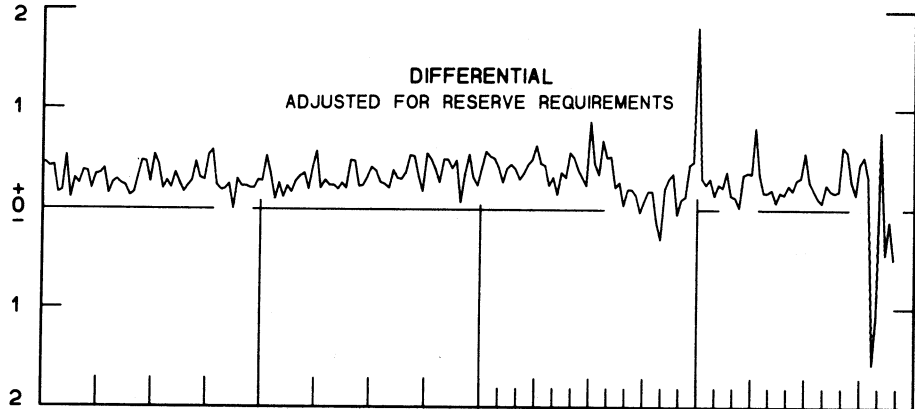
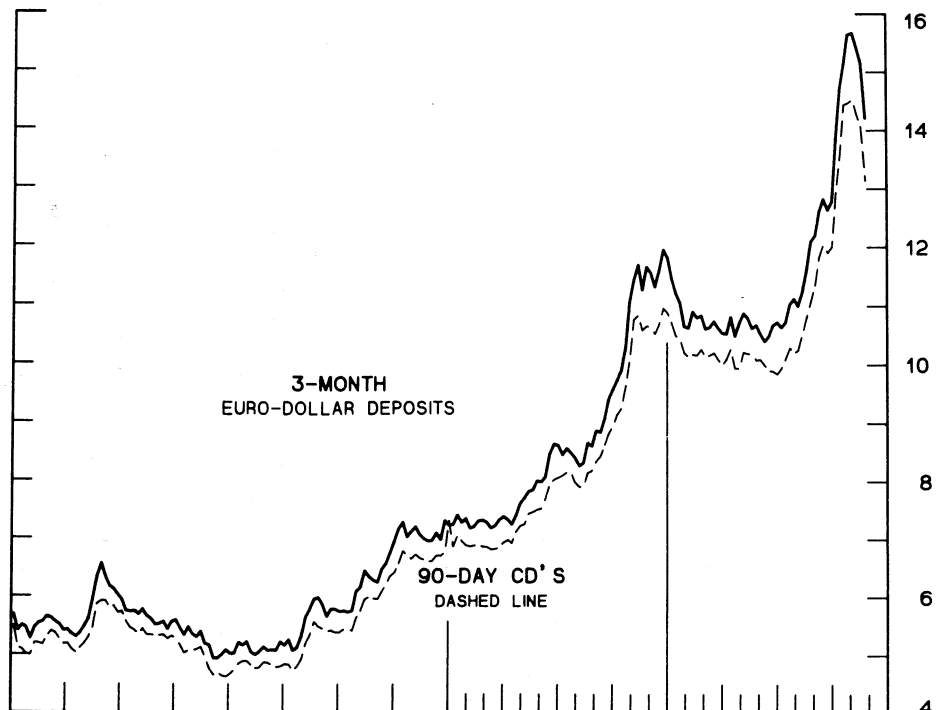


CHART 7
SELECTED EURO-DOLLAR AND U. S. MONEY MARKET RATES
 AVERAGES FOR WEEK ENDING WEDNESDAY

PER CENT PER ANNUM



PER CENT PER ANNUM



1977

1979

1977

1979

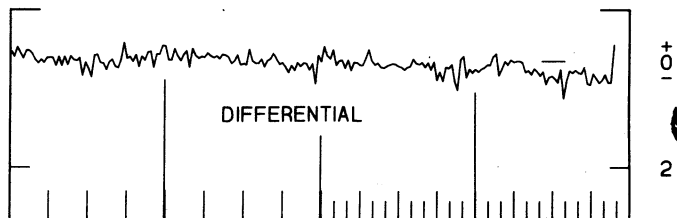
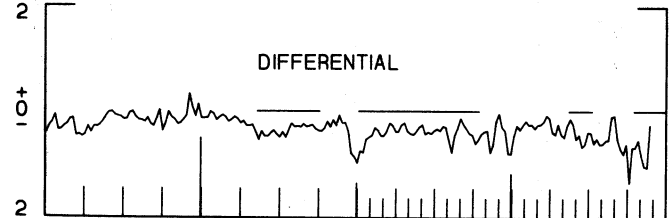
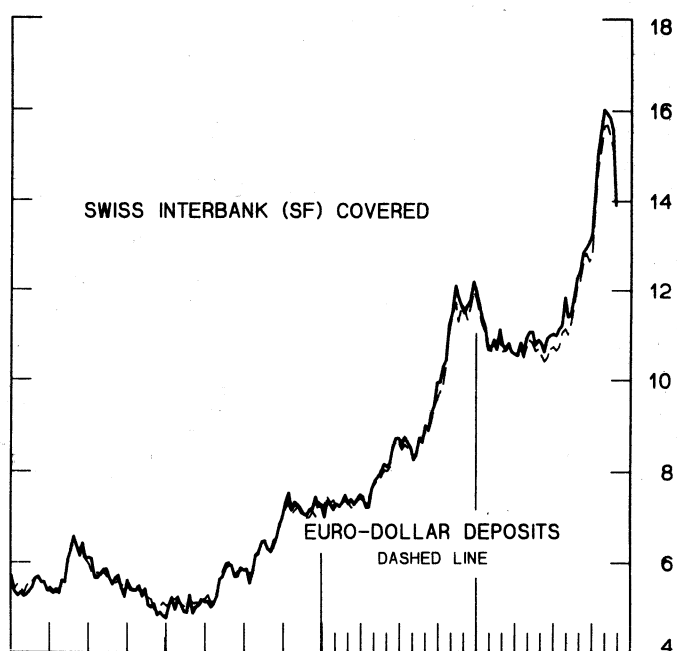
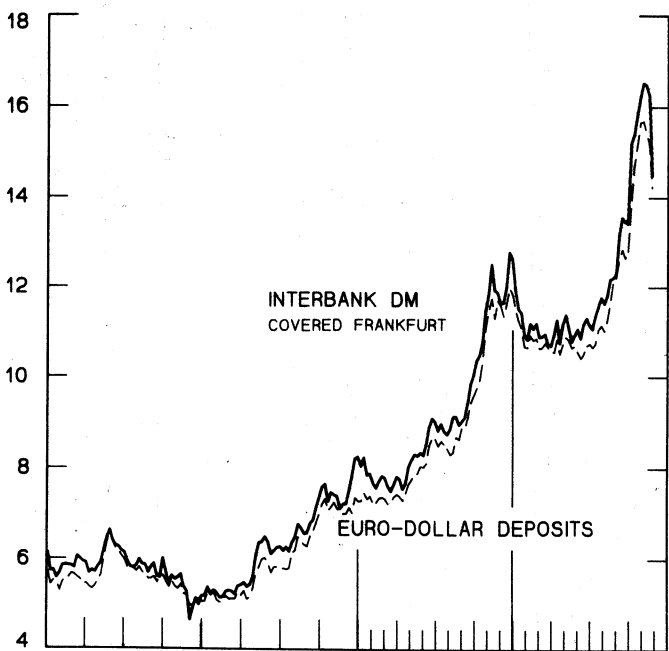
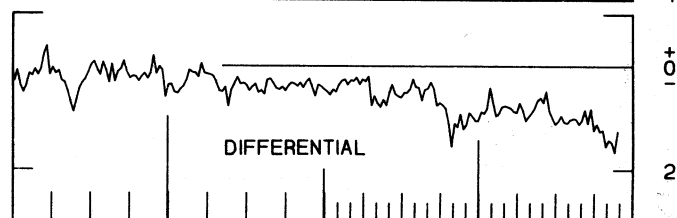
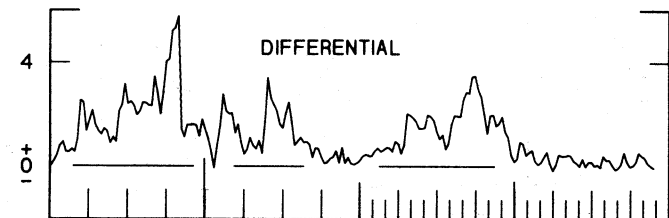
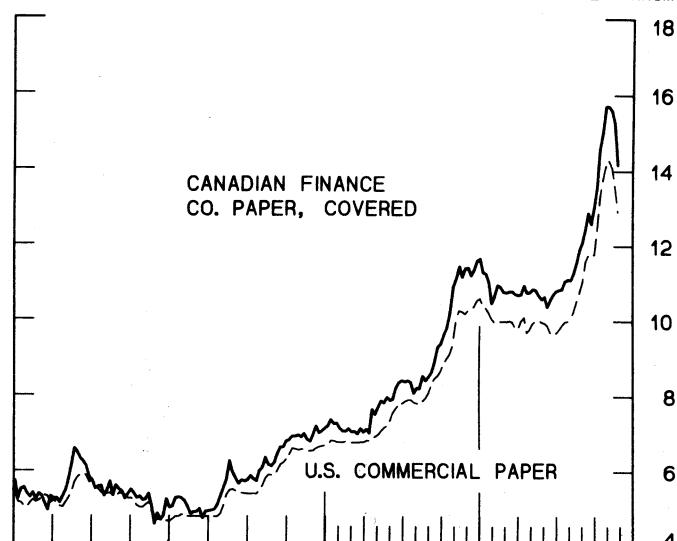
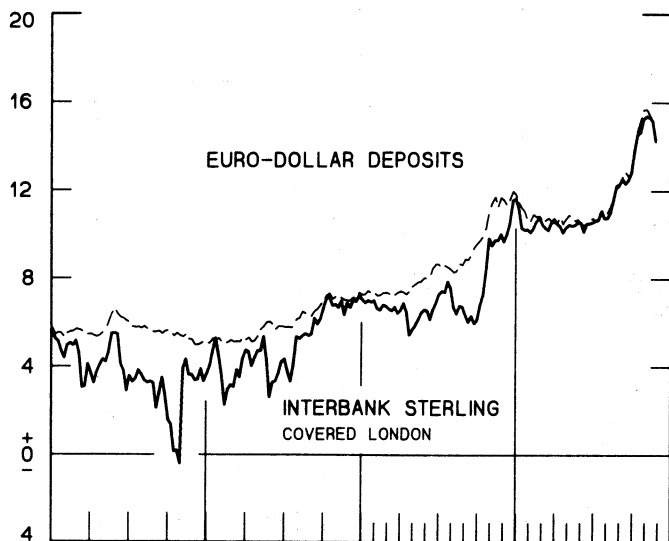
FAVORS BORROWING IN U. S. IF POSITIVE

INTEREST ARBITRAGE: 3-MONTH FUNDS

DIFFERENTIAL: PLUS(+), INDICATES FAVOR DOLLAR ASSETS
AVERAGES FOR WEEK ENDING WEDNESDAY

PER CENT PER ANNUM

PER CENT PER ANNUM



1977

1979

1977

1979

CHART 9
LONG-TERM GOVERNMENT BOND YIELDS
 WEEKLY SERIES

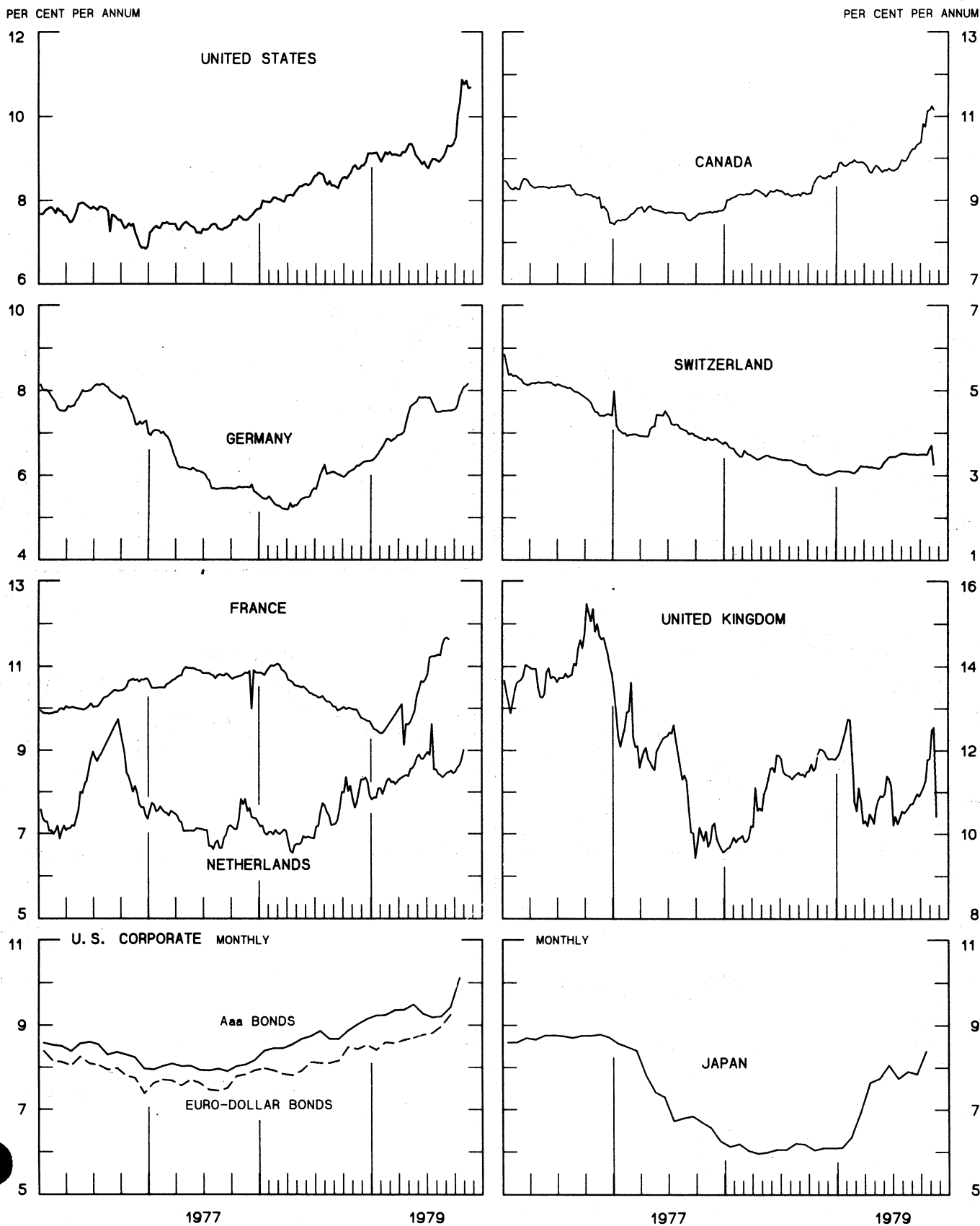
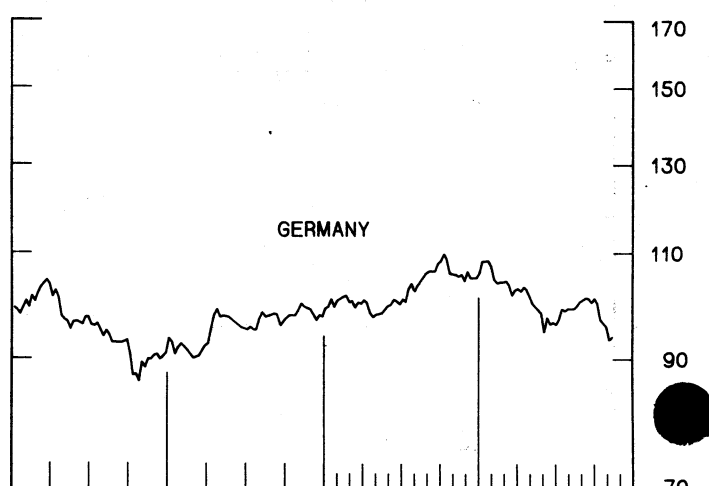
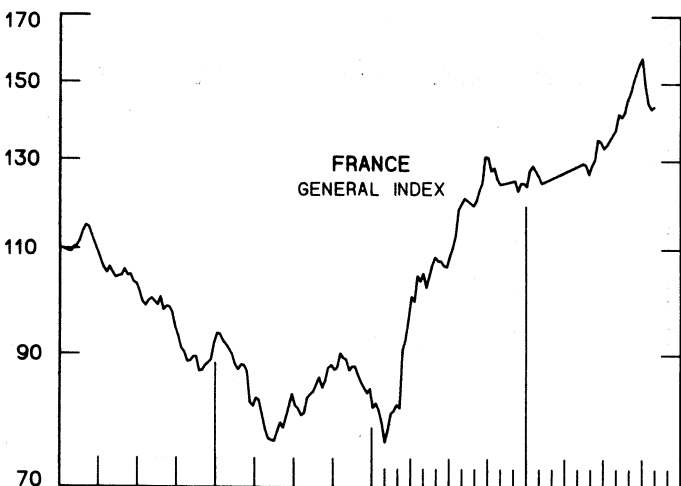
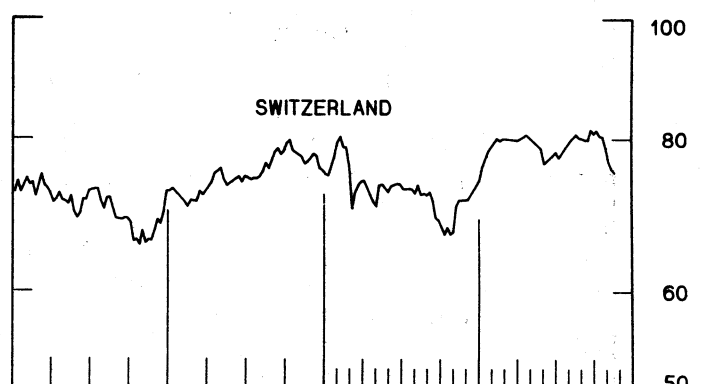
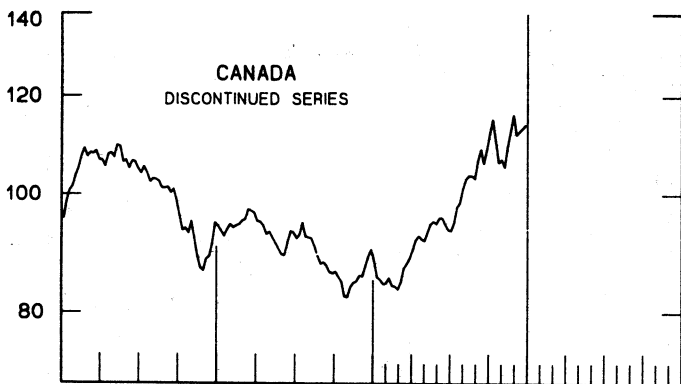
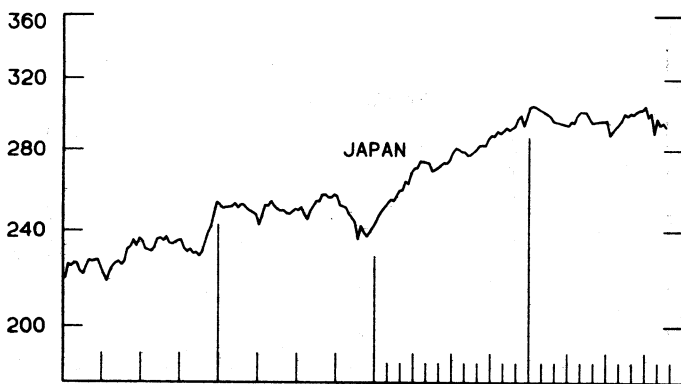
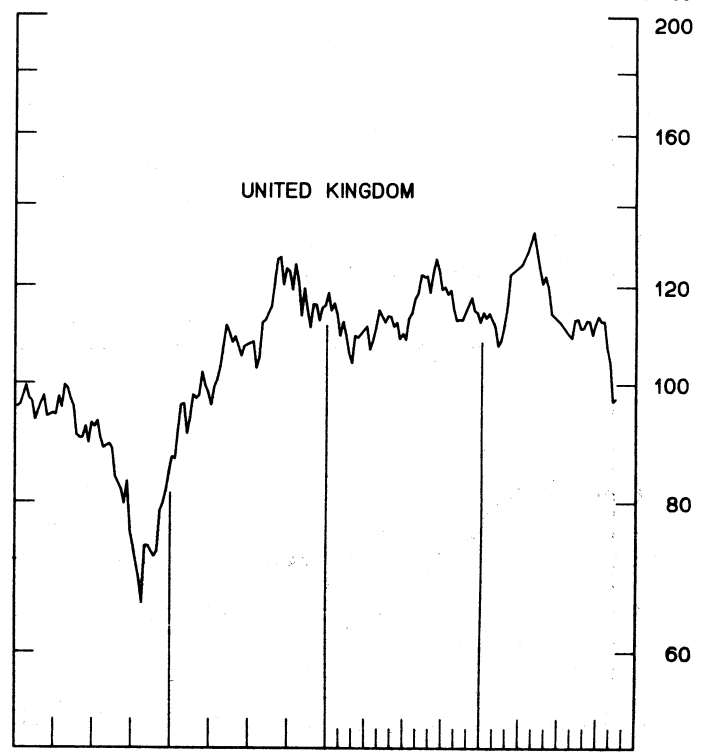
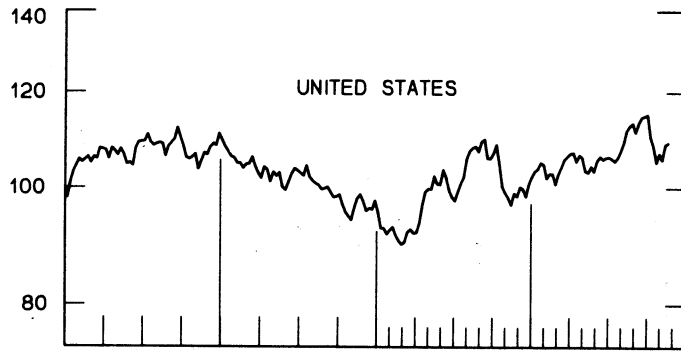


CHART 10
INDUSTRIAL STOCK INDICES
 WEEKLY SERIES

RATIO SCALE
 1969=100

RATIO SCALE
 1969=100



1977

1979

1977

1979

SERIES NAME

LAST VALUE PLOTTED
DATE VALUE

CHART 1. SPOT EXCHANGE RATES AND INDICES

WEEKLY AVERAGES, NOON BUYING RATES (U.S. CENTS)

GERMAN MARK	NOV. 28	57.09
JAPANESE YEN	NOV. 28	0.40070
DUTCH GUILDER	NOV. 28	51.10
U.K. POUND	NOV. 28	216.40
CANADIAN DOLLAR	NOV. 28	85.24
FRENCH FRANC	NOV. 28	24.29
SWISS FRANC	NOV. 28	60.68
BELGIAN FRANC	NOV. 28	3.50632
ITALIAN LIRA	NOV. 28	0.12163

INDICES, MARCH 1973 BASE RATES = 100

GERMAN MARK	NOV. 28	160.60
JAPANESE YEN	NOV. 28	104.92
DUTCH GUILDER	NOV. 28	146.70
U.K. POUND	NOV. 28	87.53
CANADIAN DOLLAR	NOV. 28	84.96
FRENCH FRANC	NOV. 28	109.47
SWISS FRANC	NOV. 28	195.22
BELGIAN FRANC	NOV. 28	138.17
ITALIAN LIRA	NOV. 28	69.09

WEIGHTED AVERAGE EXCHANGE VALUE INDICES, MAR 1973 = 100
(G-10 COUNTRIES PLUS SWITZERLAND)

U.S. DOLLAR	NOV. 28	87.71
GERMAN MARK	NOV. 28	155.77
JAPANESE YEN	NOV. 28	94.01
DUTCH GUILDER	NOV. 28	134.92
U.K. POUND	NOV. 28	77.03
CANADIAN DOLLAR	NOV. 28	75.06
FRENCH FRANC	NOV. 28	98.59
SWISS FRANC	NOV. 28	178.97
BELGIAN FRANC	NOV. 28	126.07
ITALIAN LIRA	NOV. 28	60.11
SWEDISH KRONA	NOV. 28	94.90

CHART 2. 3-MONTH FORWARD EXCHANGE RATES, PREMIUM OR DISCOUNT

CANADIAN DOLLAR	NOV. 28	0.27
U.K. POUND	NOV. 28	-2.52
GERMAN MARK	NOV. 28	4.88
FRENCH FRANC	NOV. 28	0.18
SWISS FRANC	NOV. 28	9.70
DUTCH GUILDER	NOV. 28	1.22
JAPANESE YEN	NOV. 28	5.81
ITALIAN LIRA	NOV. 28	-2.21

SERIES NAME	LAST VALUE PLOTTED	
	DATE	VALUE
CHART 3. GOLD PRICE IN LONDON, AFTERNOON FIXING		
U.S. DOLLARS PER FINE OUNCE	NOV. 28	397.07
CHART 4. CALL MONEY RATES		
U.S. FEDERAL FUNDS	NOV. 28	12.46
OVERNIGHT EURO-DOLLAR DEPOSITS	NOV. 28	11.96
U.K. 2-DAY LOCAL AUTHORITY DEPOSITS	NOV. 23	16.88
CANADA	NOV. 16	12.13
GERMANY	NOV. 23	7.90
EURO-DM	NOV. 23	7.98
JAPAN	NOV. 23	7.69
FRANCE	NOV. 23	12.00
NETHERLANDS	NOV. 2	8.50
EURO-SWISS FRANC	NOV. 23	2.25
CHART 5. 3-MONTH INTEREST RATES		
U.S. 90-DAY CD'S, SECONDARY MARKET	NOV. 28	13.14
GERMAN INTERBANK LOAN	NOV. 28	9.48
JAPANESE BANK LOANS & DISCOUNTS	NOV. 28	8.25
CANADIAN FINANCE PAPER	NOV. 28	13.87
INTERBANK STERLING	NOV. 28	16.91
SWISS INTERBANK LOAN	NOV. 28	4.10
WEIGHTED AVERAGE FOREIGN INTEREST RATE (G-10 COUNTRIES PLUS SWITZERLAND)	NOV. 28	11.17
CHART 6. EURO-DOLLAR DEPOSIT RATES: LONDON		
OVERNIGHT	NOV. 28	11.96
7-DAY	NOV. 28	12.43
1-MONTH	NOV. 28	13.40
3-MONTH	NOV. 28	14.21
6-MONTH	NOV. 28	14.14
1-YEAR	NOV. 28	13.01
CHART 7. SELECTED EURO-DOLLAR AND U.S. MONEY MARKET RATES		
OVERNIGHT EURO-DOLLAR DEPOSITS	NOV. 28	11.96
U.S. FEDERAL FUNDS	NOV. 28	12.46
DIFFERENTIAL ADJ. FOR RESERVE REQUIREMENTS	NOV. 28	-0.50
3-MONTH EURO-DOLLAR DEPOSIT RATE	NOV. 28	14.21
U.S. 90-DAY CD'S, SECONDARY MARKET	NOV. 28	13.14
DIFFERENTIAL	NOV. 28	1.07

SERIES NAME

LAST VALUE PLOTTED
DATE VALUE

CHART 8. INTEREST ARBITRAGE, 3-MONTH FUNDS

EURO-DOLLAR DEPOSIT	NOV. 28	14.21
INTERBANK STERLING (LONDON), COVERED	NOV. 28	14.28
DIFFERENTIAL	NOV. 28	-0.07
U.S. COMMERCIAL PAPER	NOV. 28	12.90
CANADIAN FINANCE PAPER, COVERED	NOV. 28	14.15
DIFFERENTIAL	NOV. 28	-1.26
EURO-DOLLAR DEPOSIT	NOV. 28	14.21
INTERBANK DM (FRANKFURT), COVERED	NOV. 28	14.48
DIFFERENTIAL	NOV. 28	-0.26
EURO-DOLLAR DEPOSIT	NOV. 28	14.21
SWISS INTERBANK, COVERED	NOV. 28	13.90
DIFFERENTIAL	NOV. 28	0.31

CHART 9. LONG TERM GOVERNMENT BOND YIELDS

UNITED STATES	NOV. 23	10.71
GERMANY	NOV. 16	8.18
JAPAN (MONTHLY)	OCT.	8.41
SWITZERLAND	NOV. 16	3.26
CANADA	NOV. 16	11.16
FRANCE	SEPT. 14	11.65
NETHERLANDS	NOV. 2	9.03
UNITED KINGDOM	NOV. 23	10.42

U.S. CORPORATE

AAA BONDS	OCT.	10.13
EURO-DM BONDS	DEC.	6.63
EURO-DOLLAR BONDS	SEPT.	9.27

CHART 10. INDUSTRIAL STOCK INDICES

UNITED STATES	NOV. 23	108.95
JAPAN	NOV. 23	292.68
CANADA	DEC. 29	113.81
FRANCE	NOV. 2	143.70
UNITED KINGDOM	NOV. 16	97.33
SWITZERLAND	NOV. 23	75.12
GERMANY	NOV. 16	93.84

FEDERAL RESERVE statistical release



H.10(512)

DECEMBER 4, 1979

FOREIGN EXCHANGE RATES

FOR THE WEEK ENDING NOVEMBER 30, 1979

The Board of Governors of the Federal Reserve System is advised that the Federal Reserve Bank of New York has certified for customs purposes the following noon buying rate in New York City for cable transfers payable in foreign currencies:

COUNTRY	MONETARY UNIT	(RATE U.S. CENTS)				
		NOV. 26	NOV. 27	NOV. 28	NOV. 29	NOV. 30
AUSTRALIA	DOLLAR	109.0200	109.2800	109.2300	109.3500	109.4200
AUSTRIA	SCHILLING	7.91766	7.93651	7.96020	7.95545	8.01925
BELGIUM	FRANC	3.50508	3.51000	3.51247	3.52361	3.54988
CANADA	DOLLAR	85.3534	85.3752	85.2297	85.4774	85.4263
DENMARK	KRONE	19.2901	19.2363	19.2456	19.2548	18.7056
FINLAND	MARKKA	26.5745	26.6667	26.6667	26.6880	26.8168
FRANCE	FRANC	24.3203	24.3368	24.3220	24.4481	24.6063
GERMANY	D. MARK	57.1690	57.1592	57.2410	57.4548	57.8035
INDIA	RUPEE	12.3500	12.2600	12.2600	12.3400	12.4500
IRELAND	POUND	210.4000	211.0000	211.0000	211.9000	213.0500
ITALY	LIRA	0.12158	0.12158	0.12184	0.12190	0.12265
JAPAN	YEN	0.39864	0.40088	0.40169	0.40185	0.40072
MALAYSIA	DOLLAR	45.7247	45.7247	45.6725	45.8295	45.6204
MEXICO	PESO	4.3764	4.3764	4.3725	4.3725	4.3725
NETHERLANDS	GUILDER	51.0986	51.1771	51.2689	51.6529	51.9481
NEW ZEALAND	DOLLAR	96.8000	97.1500	97.1500	97.3500	97.6500
NORWAY	KRONE	20.0160	20.0180	19.9680	20.1045	20.0924
PORTUGAL	ESCUDO	1.9900	2.0000	1.9980	1.9992	2.0060
SOUTH AFRICA	RAND	120.2000	120.2000	120.2000	120.2000	120.2000
SPAIN	PESETA	1.5069	1.5072	1.5067	1.5072	1.5053
SRI LANKA	RUPEE	6.4300	6.4300	6.4300	6.4300	6.4300
SWEDEN	KRONA	23.7897	23.8407	23.8322	23.8692	23.9234
SWITZERLAND	FRANC	60.5144	60.5877	61.1060	61.6523	62.5782
UNITED KINGDOM	POUND	216.1000	216.0000	217.4000	218.2000	219.9000