

(516/517)

DATA FILE
LIBRARY
FEDERAL RESERVE BANK
OF CHICAGO

LIBRARY
OCT 29 1979
FEDERAL RESERVE
BANK OF CHICAGO

Selected Interest & Exchange Rates

Weekly Series of Charts

October 22, 1979

Prepared by the
FINANCIAL MARKETS
SECTION

DIVISION OF
INTERNATIONAL FINANCE

BOARD OF GOVERNORS
FEDERAL RESERVE SYSTEM
Washington, D.C. 20551

Table of Contents

TABLES

1. LATEST FIGURES PLOTTED
2. DAILY CERTIFIED SPOT EXCHANGE RATES--
H.10 RELEASE

CHARTS

1. SPOT EXCHANGE RATE INDICES
2. 3-MONTH FORWARD EXCHANGE RATES
3. GOLD PRICE--LONDON
4. CALL MONEY RATES
5. 3-MONTH INTEREST RATES
6. EURO-DOLLAR DEPOSIT RATES
7. SELECTED EURO-DOLLAR AND
U.S. MONEY MARKET RATES
8. INTEREST ARBITRAGE: 3-MONTH FUNDS
9. LONG-TERM GOVERNMENT BOND YIELDS
10. INDUSTRIAL STOCK INDICES

SUBSCRIPTION RATES:

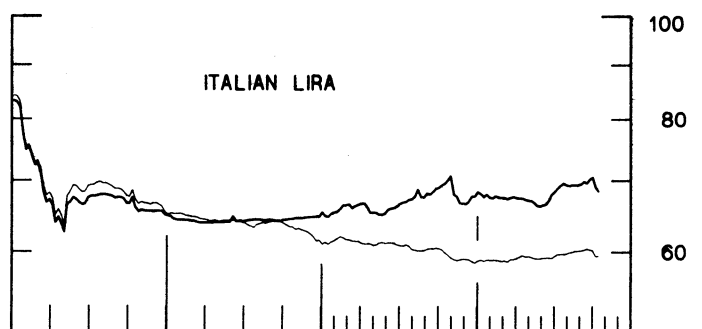
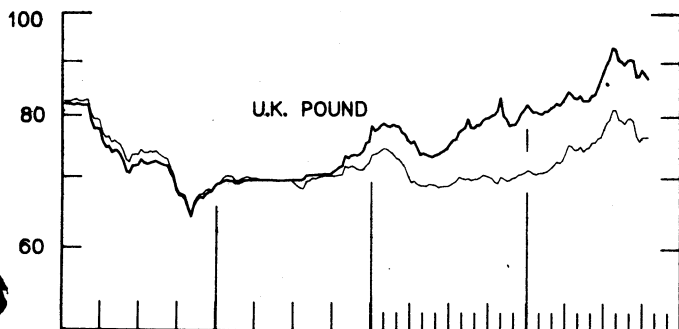
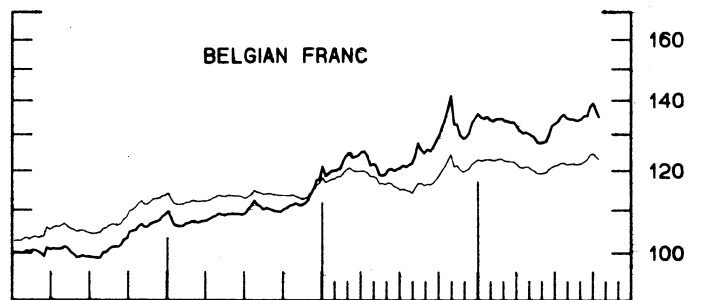
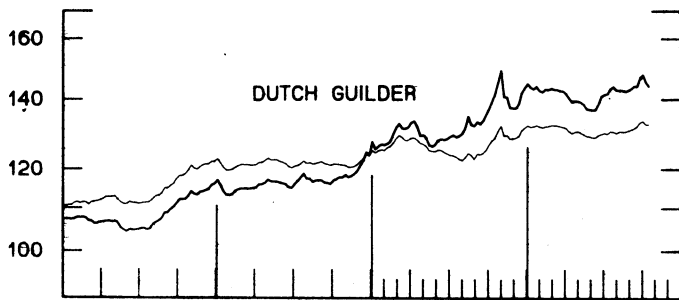
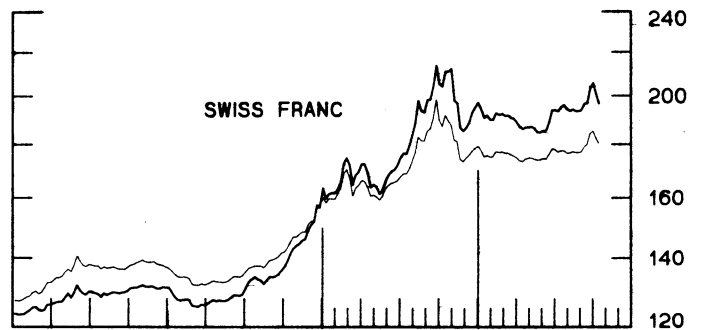
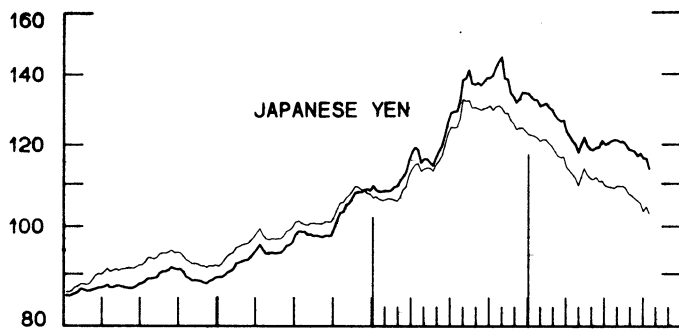
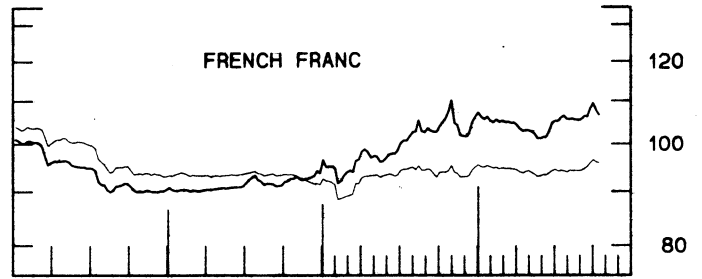
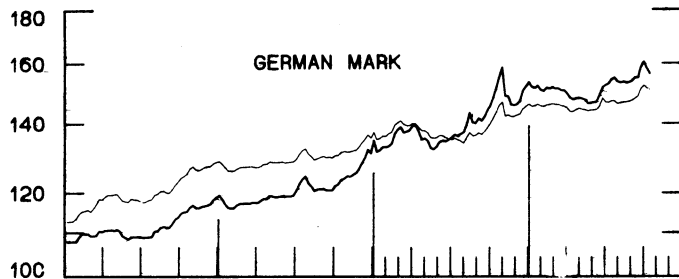
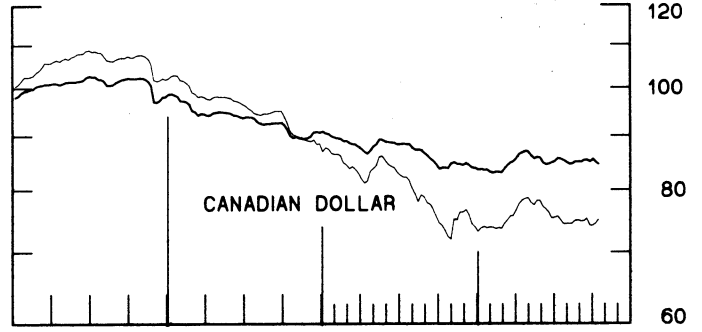
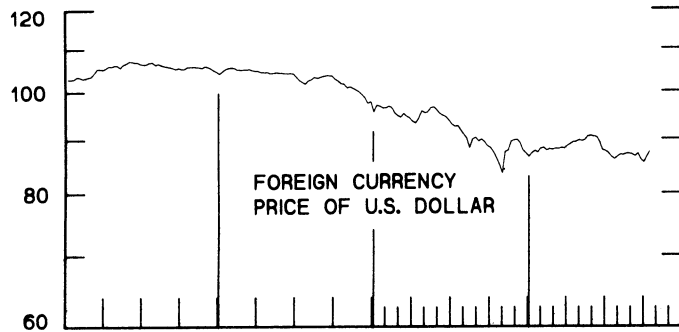
Weekly \$15.00 per year or \$.40 each in the United States, its possessions, Canada, and Mexico; 10 or more of the same issue to one address, \$13.50 per year or \$.35 each. Elsewhere, \$20.00 per year or \$.50 each. Address requests to Publications Services, Division of Administrative Services, and make payment remittance payable to the order of the Board of Governors of the Federal Reserve System in a form collectible at par in U.S. Currency.

SPOT EXCHANGE INDICES

DOLLAR PRICES OF FOREIGN CURRENCIES AND WEIGHTED AVERAGE VALUES (THIN LINE)
AVERAGES FOR WEEK ENDING WEDNESDAY

RATIO SCALE
MARCH 1973=100

RATIO SCALE
MARCH 1973=100



1977

1979

1977

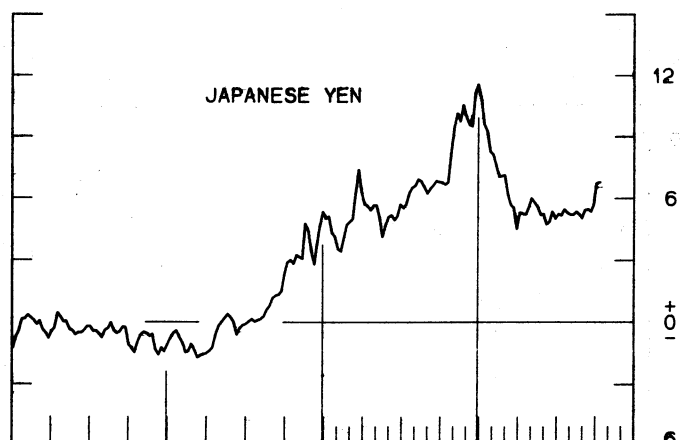
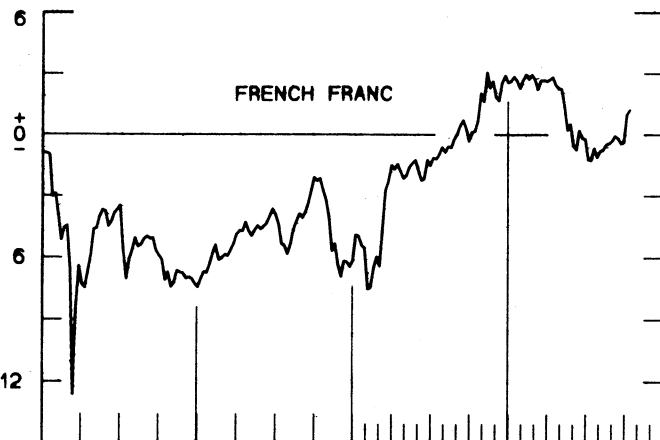
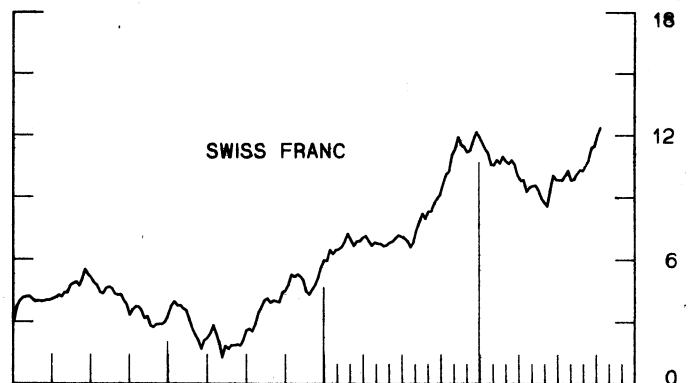
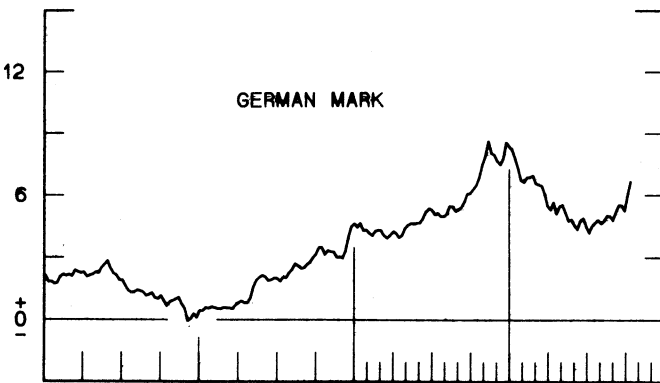
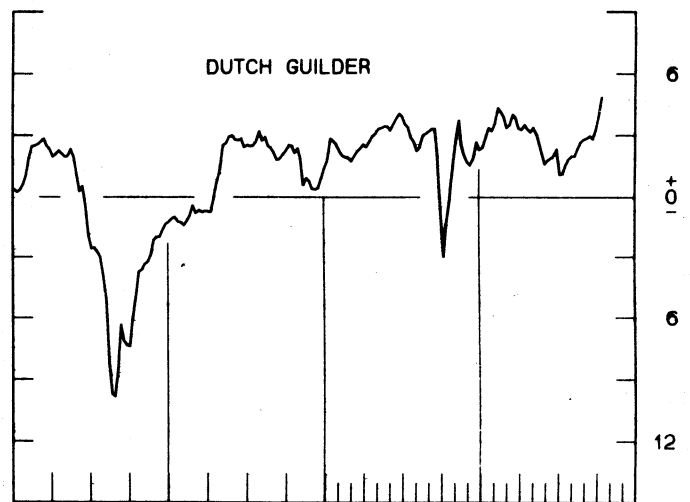
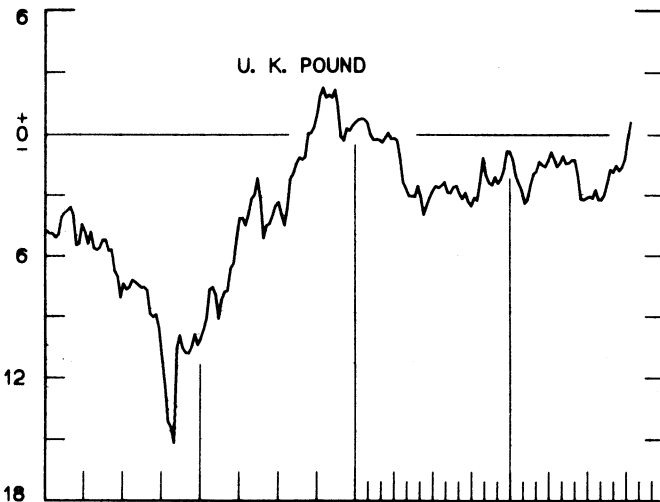
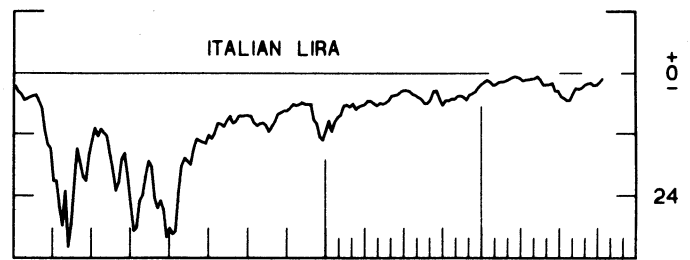
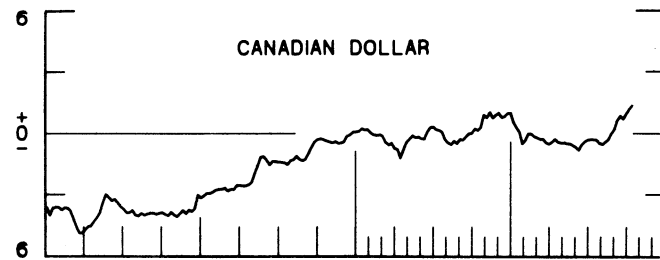
1979

CHART 2
3-MONTH FORWARD EXCHANGE RATES

PREMIUM (+) OR (-)
 AVERAGES FOR WEEK ENDING WEDNESDAY

PER CENT PER ANNUM

PER CENT PER ANNUM



1977

1979

1977

1979

PRICE OF GOLD IN LONDON

AVERAGES FOR WEEK ENDING WEDNESDAY

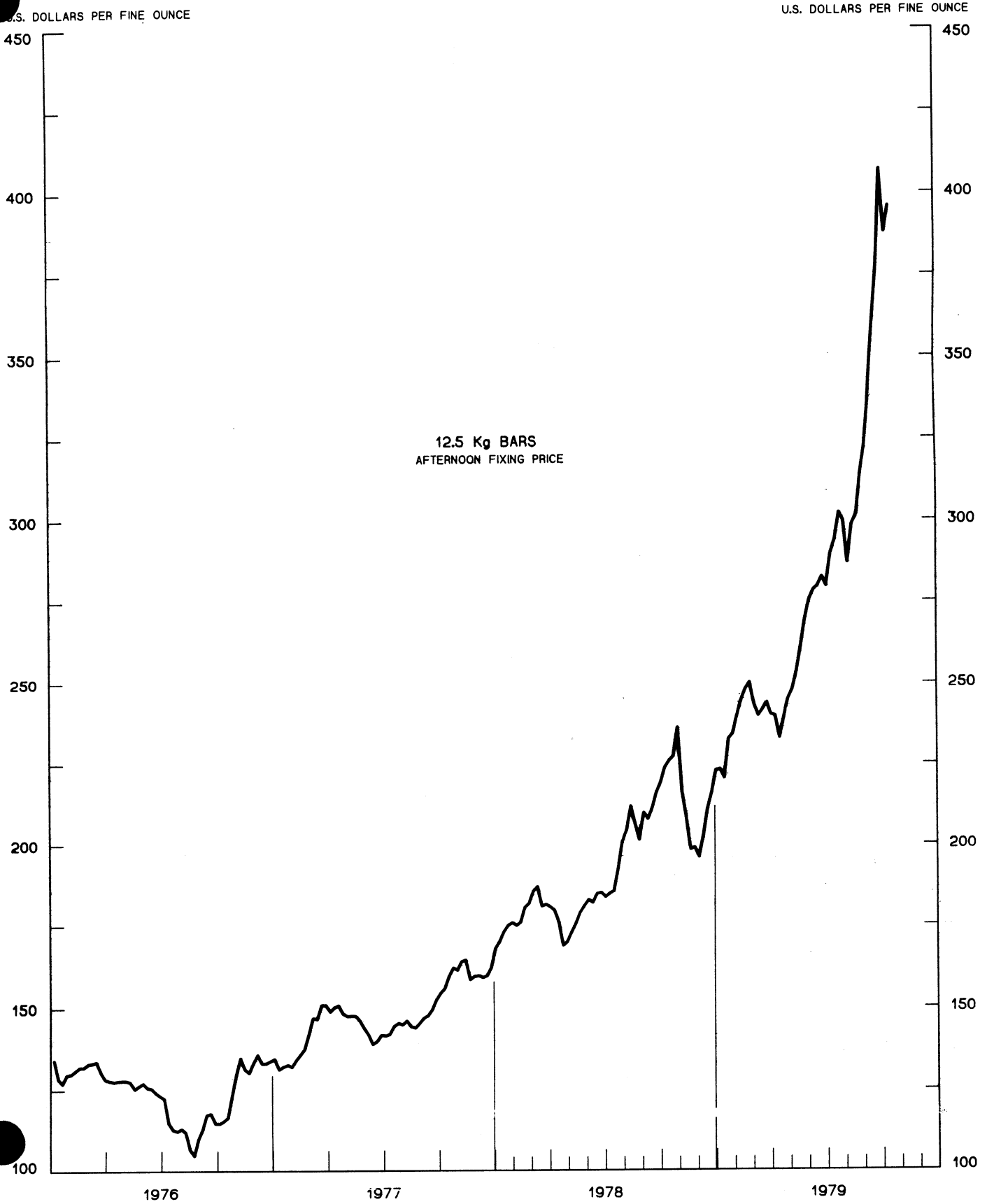


CHART 4
CALL MONEY RATES
 WEEKLY SERIES

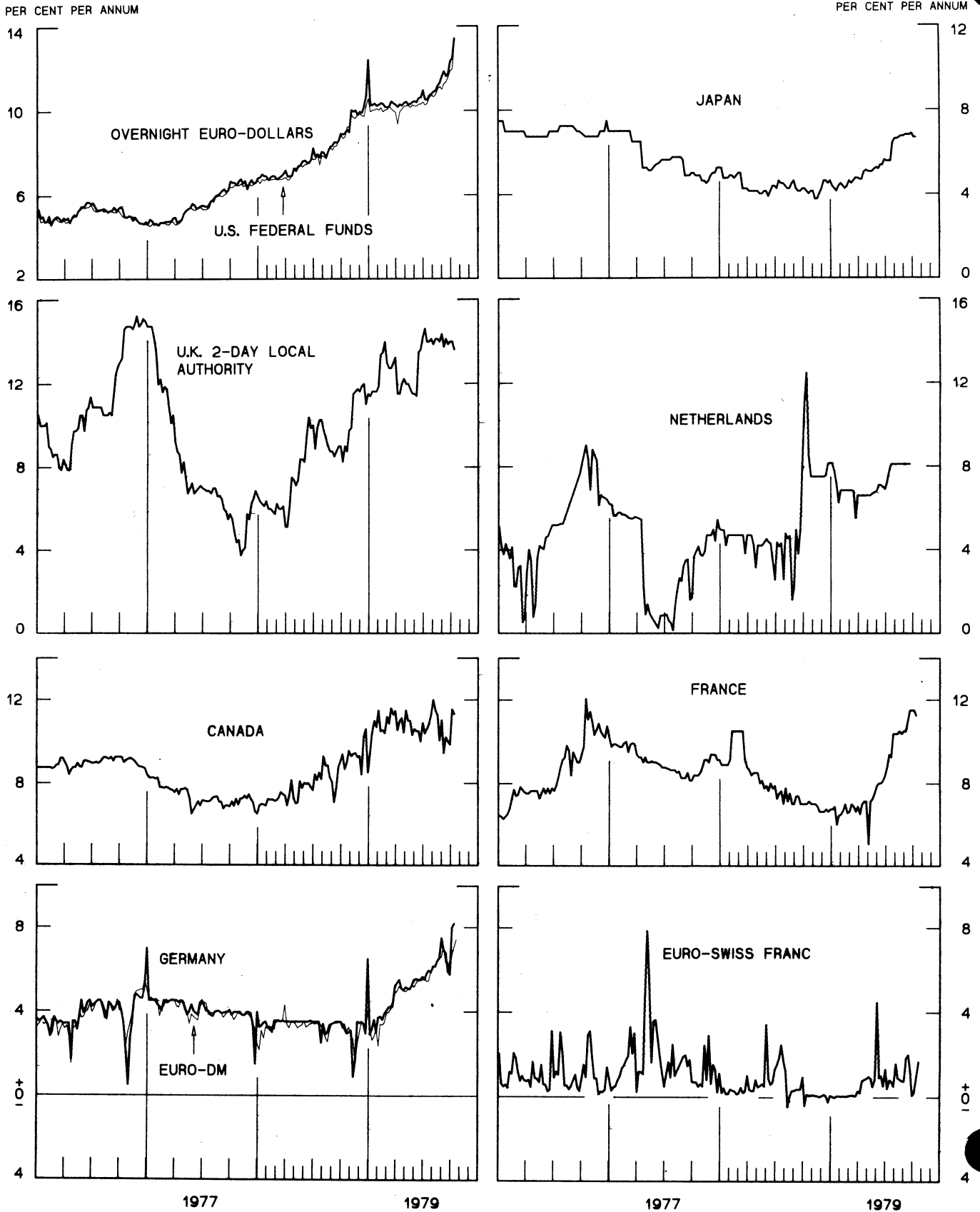
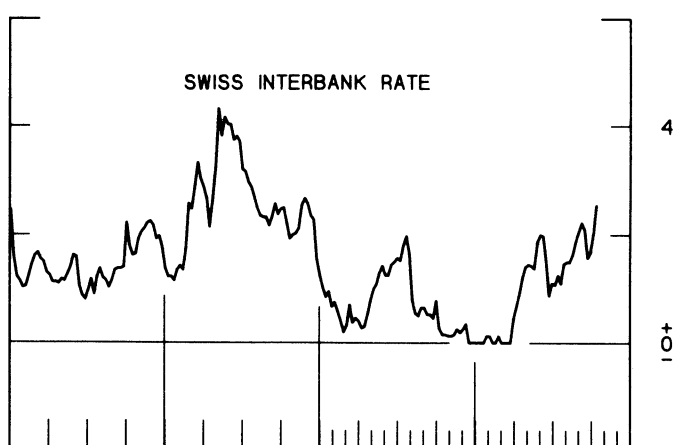
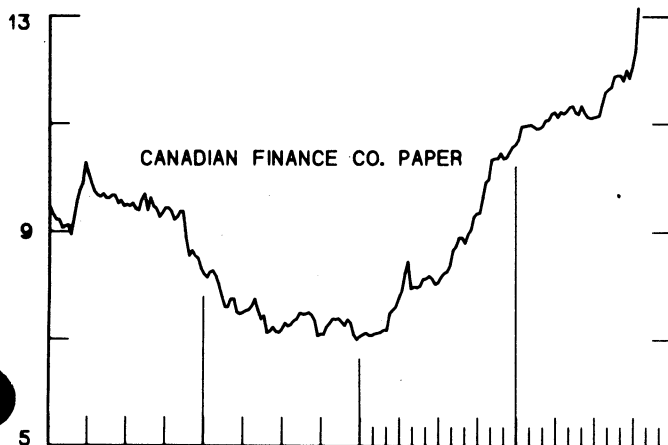
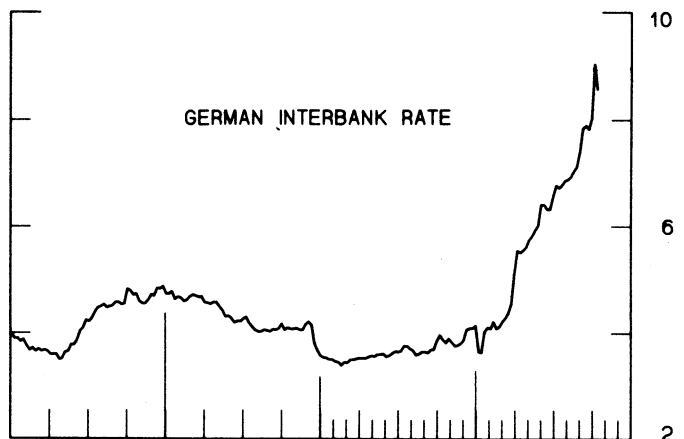
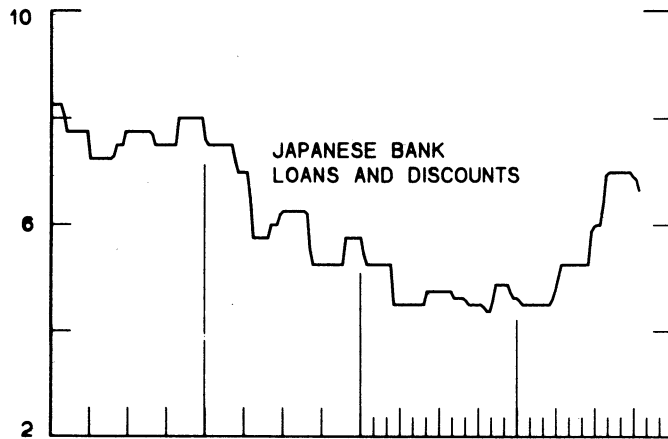
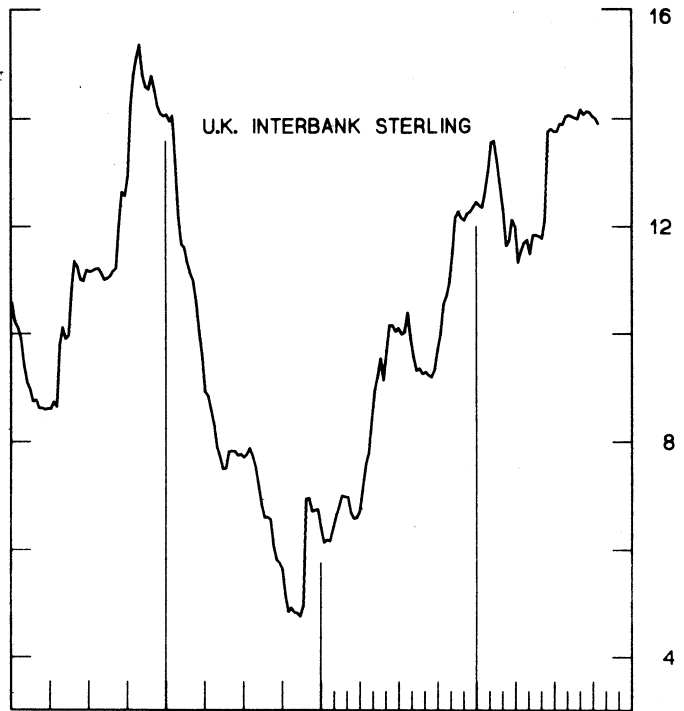
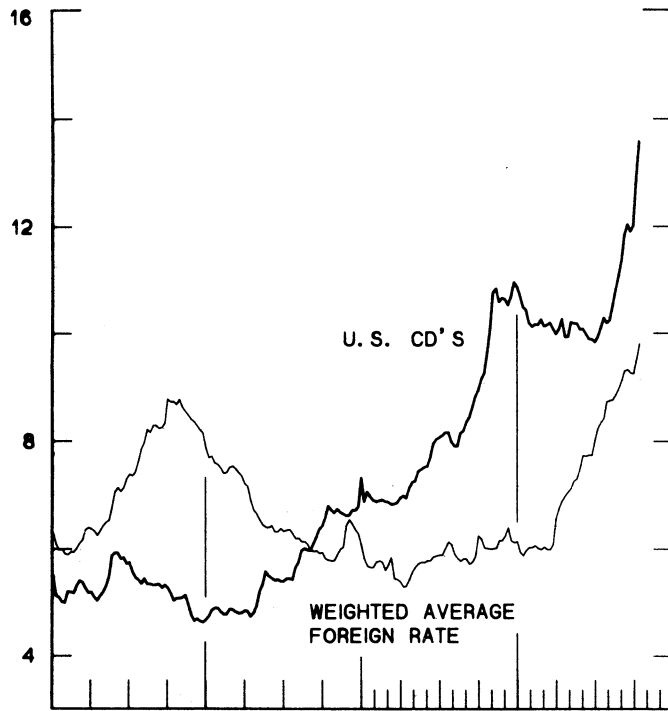


CHART 5
3-MONTH INTEREST RATES
 WEEKLY SERIES

PER CENT PER ANNUM

PER CENT PER ANNUM



1977

1979

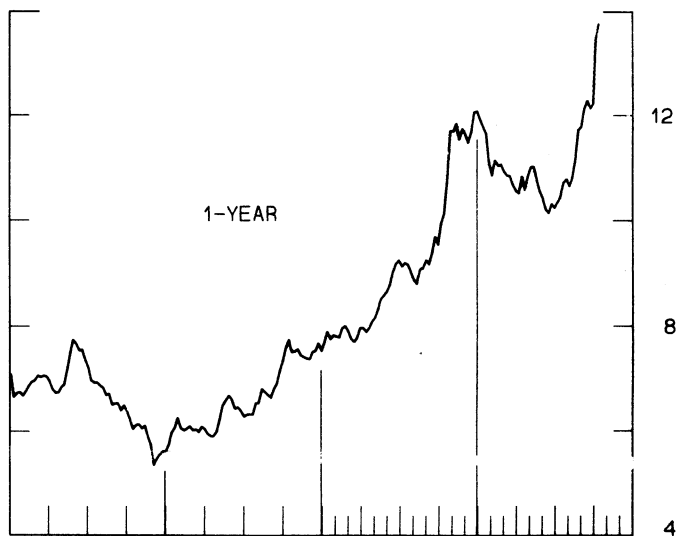
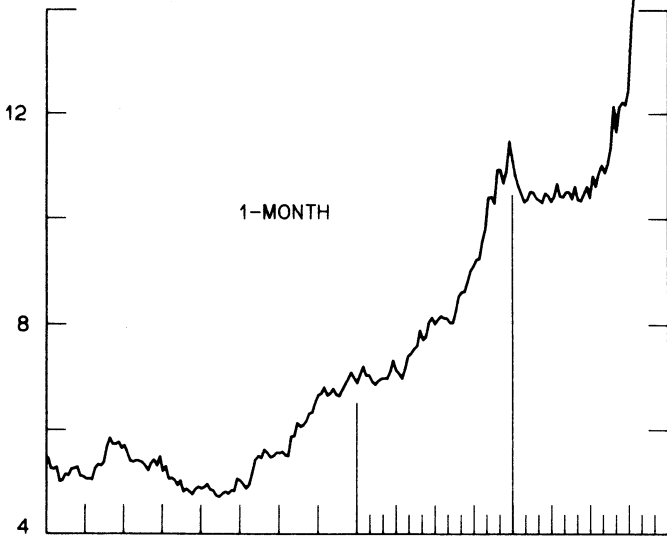
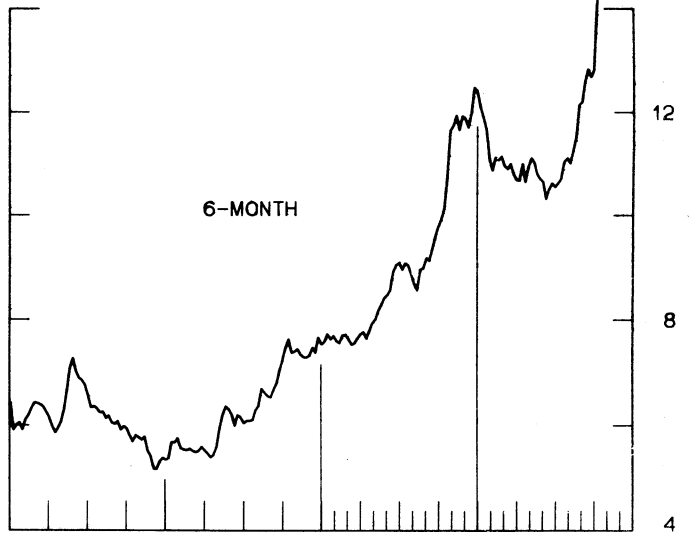
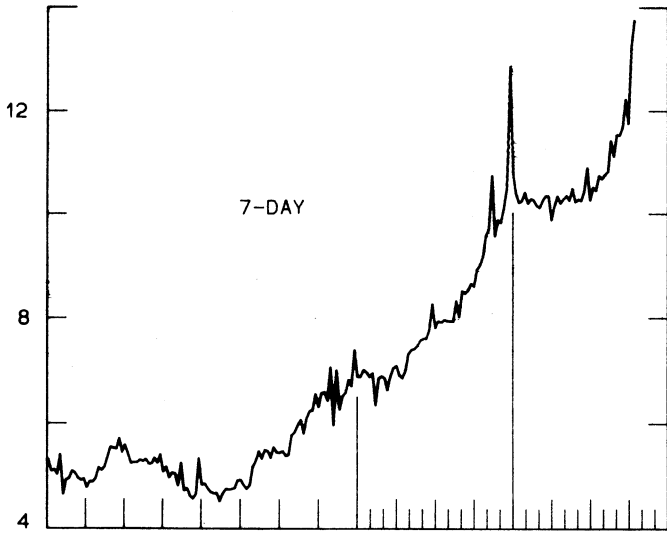
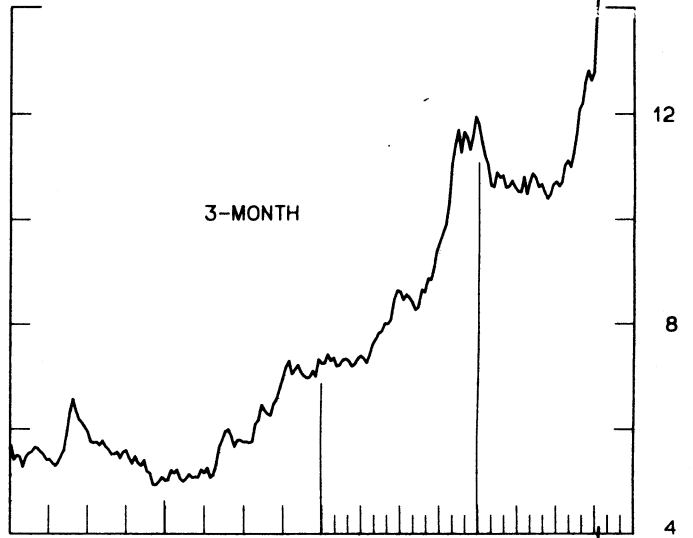
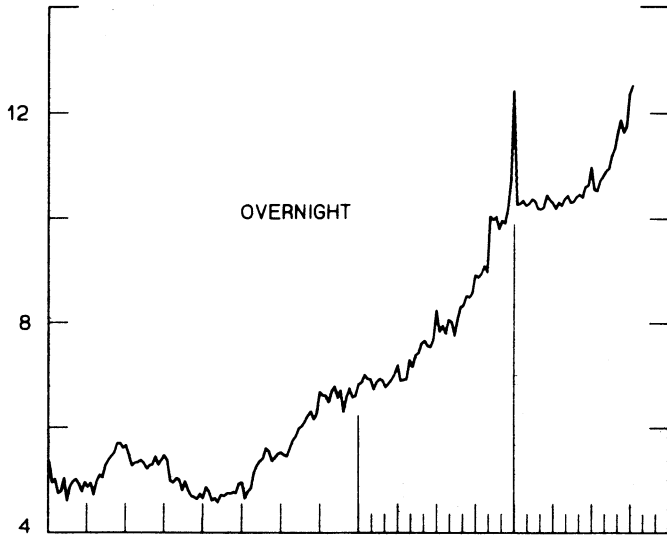
1977

1979

CHART 6
EURO-DOLLAR DEPOSIT RATES LONDON
 AVERAGES FOR WEEK ENDING WEDNESDAY

PER CENT PER ANNUM

PER CENT PER ANNUM



1977

1979

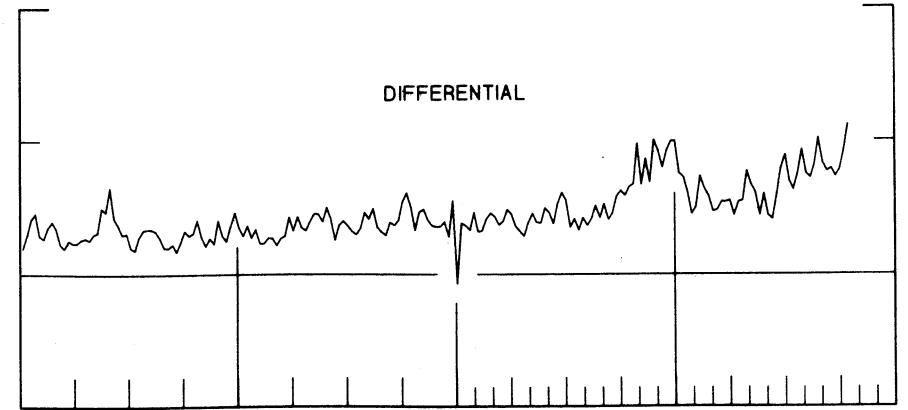
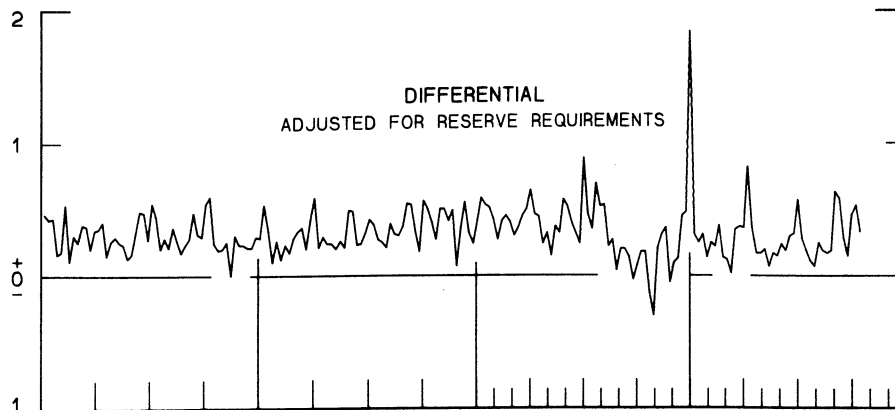
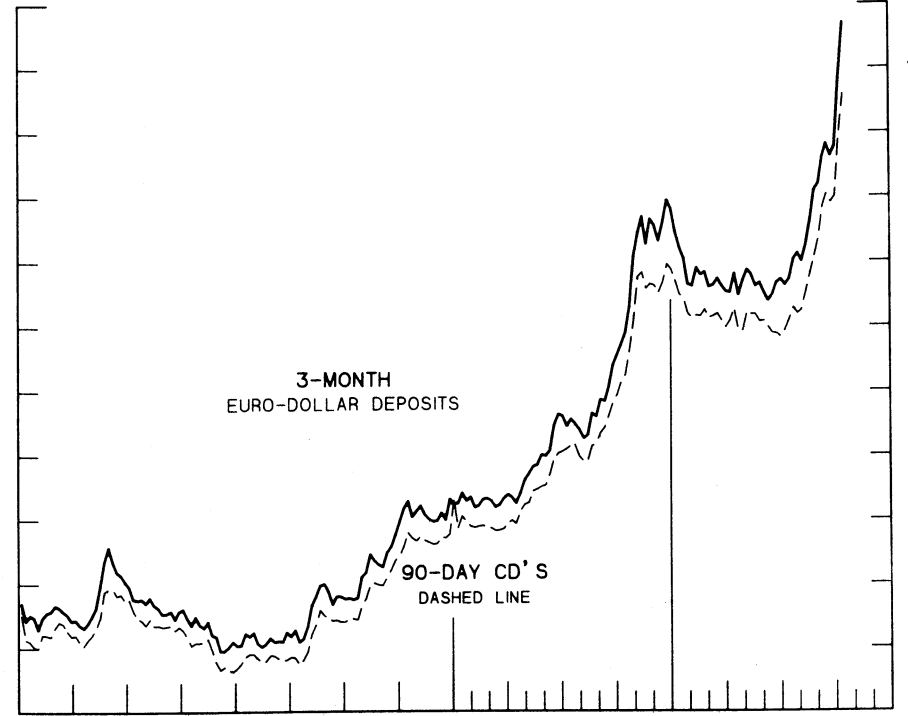
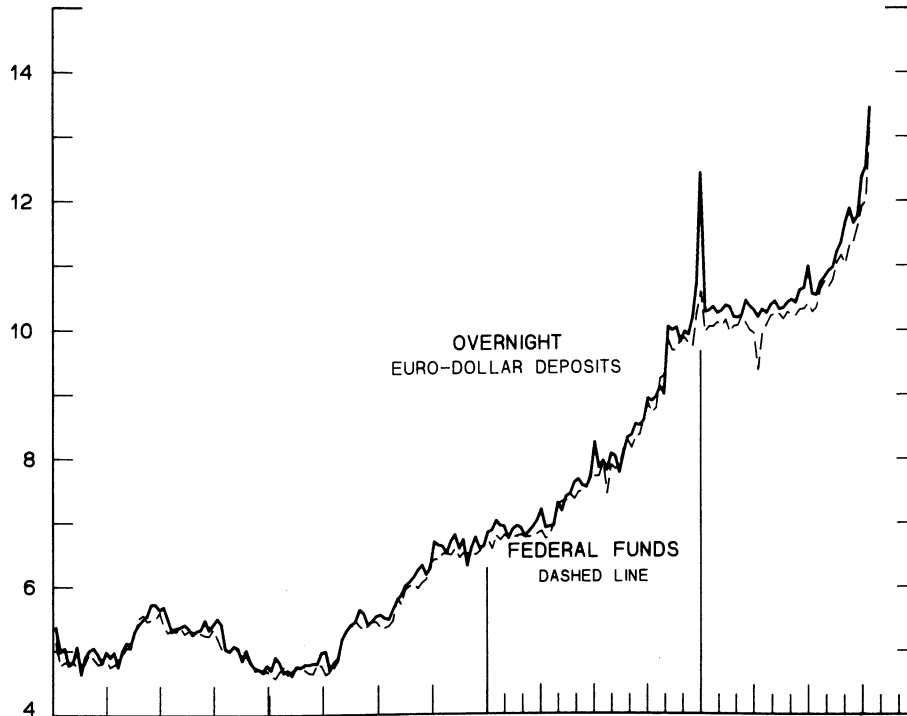
1977

1979

CHART 7
SELECTED EURO-DOLLAR AND U. S. MONEY MARKET RATES
 AVERAGES FOR WEEK ENDING WEDNESDAY

PER CENT PER ANNUM

PER CENT PER ANNUM



1977

1979

1977

1979

FAVORS BORROWING IN U. S. IF POSITIVE

INTEREST ARBITRAGE: 3-MONTH FUNDS

DIFFERENTIAL: PLUS(+), INDICATES FAVOR DOLLAR ASSETS
AVERAGES FOR WEEK ENDING WEDNESDAY

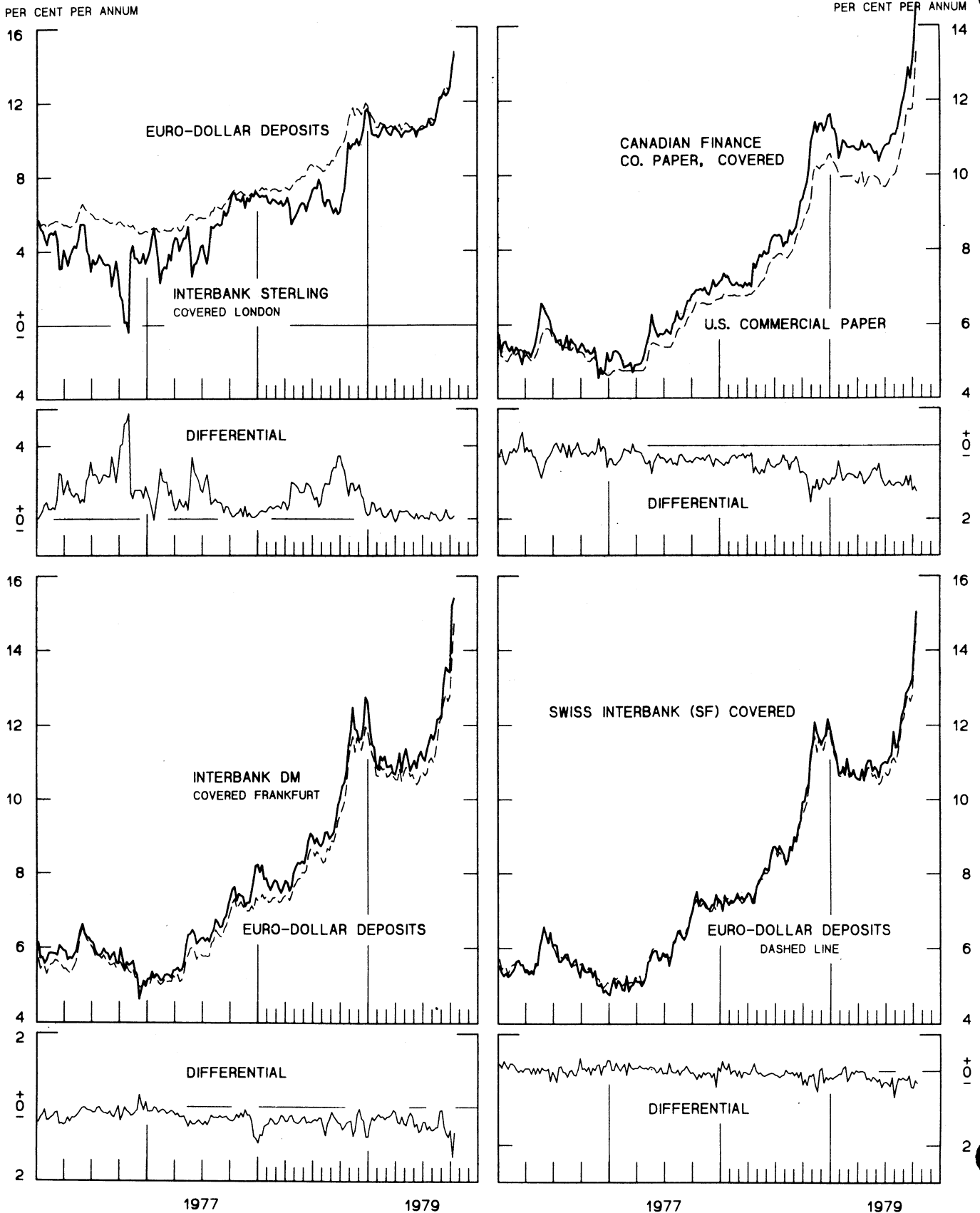


CHART 9
LONG-TERM GOVERNMENT BOND YIELDS
 WEEKLY SERIES

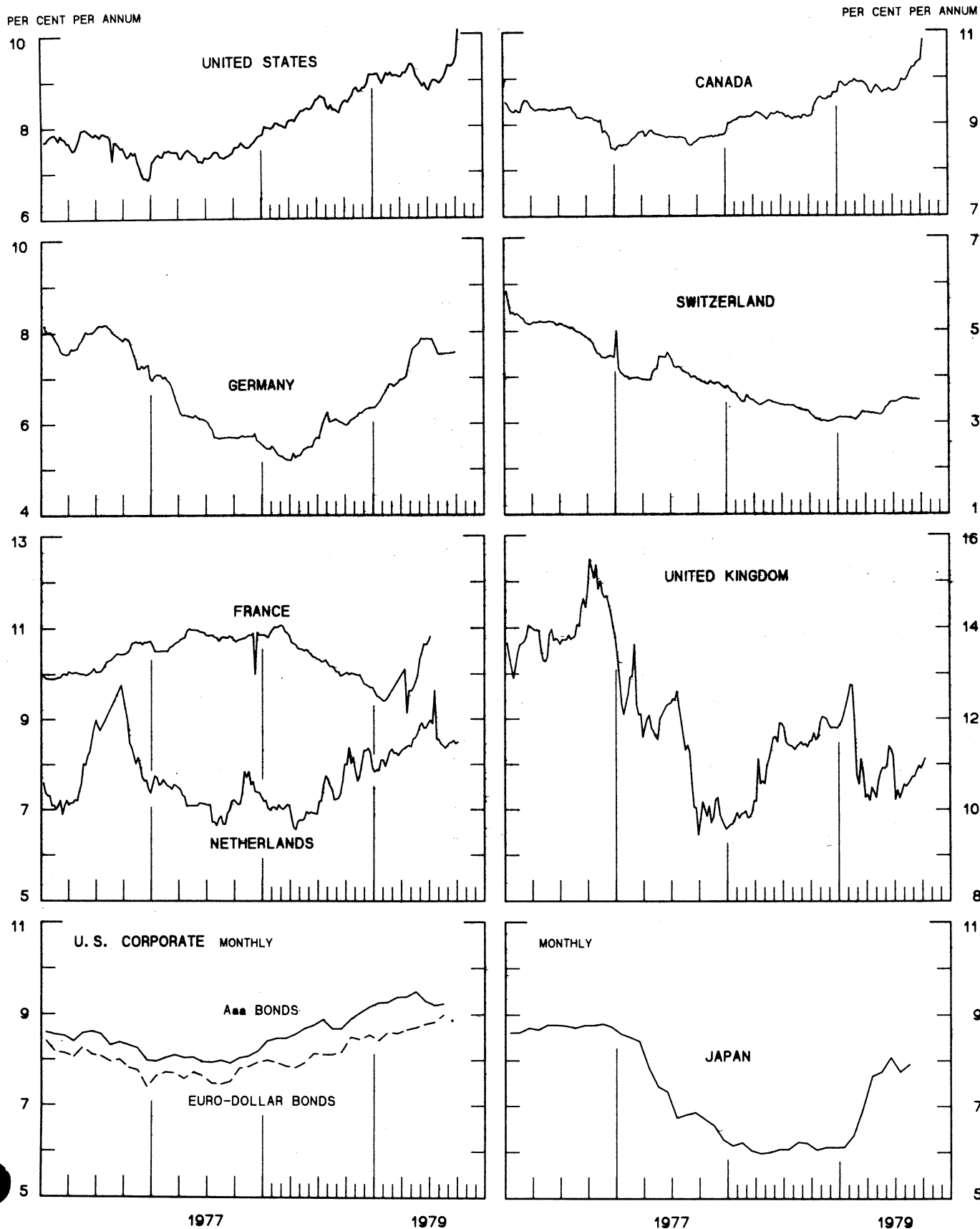
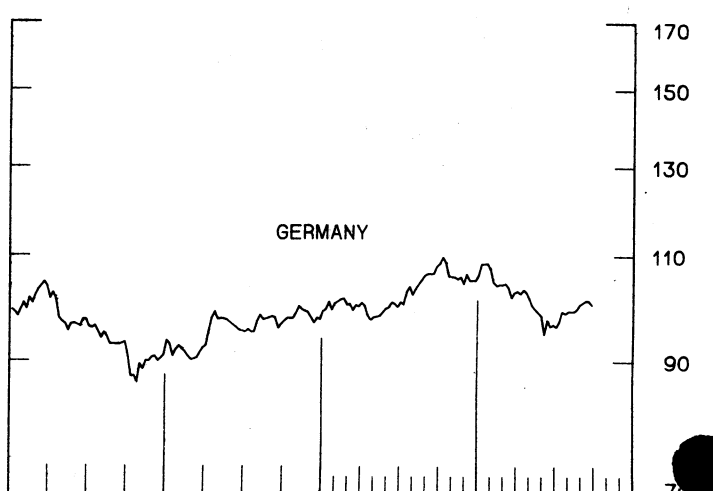
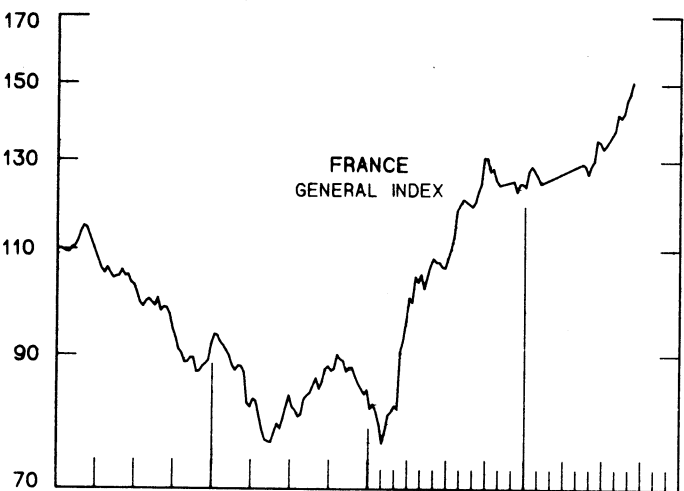
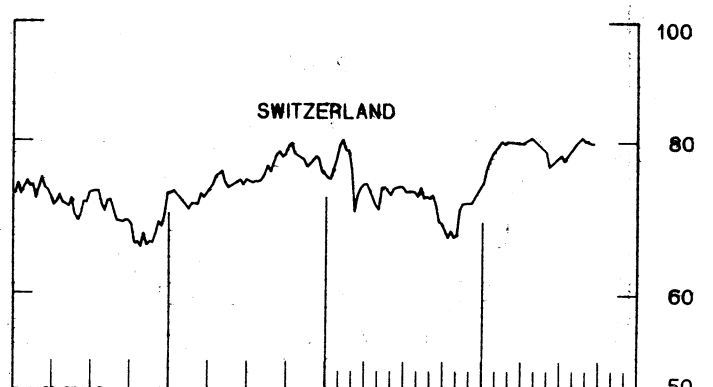
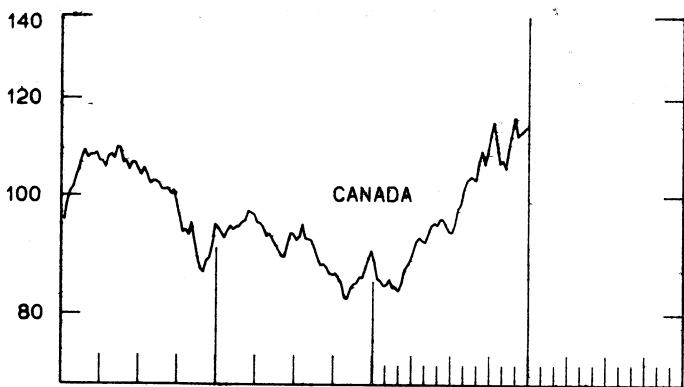
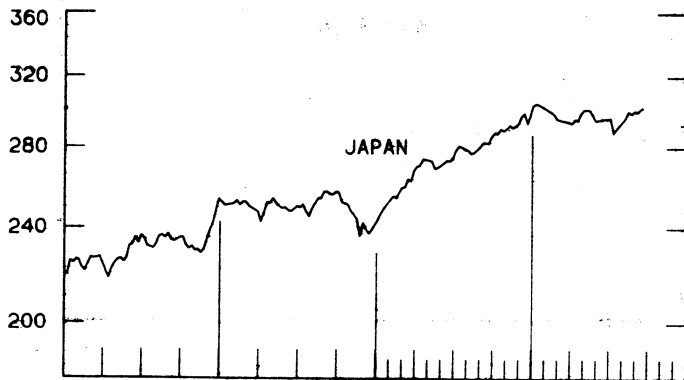
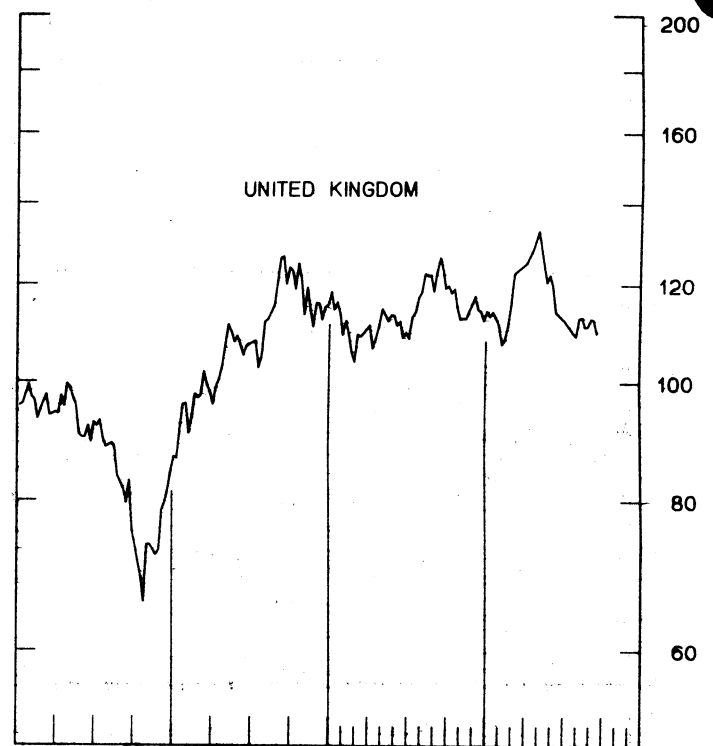
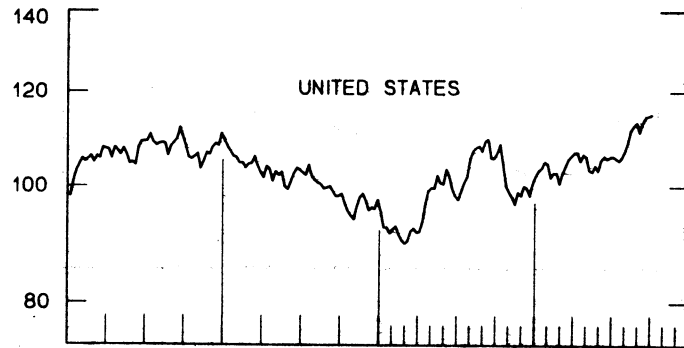


CHART 10
INDUSTRIAL STOCK INDICES
 WEEKLY SERIES

RATIO SCALE
 1969=100

RATIO SCALE
 1969=100



1977

1979

1977

1979

SERIES NAME

LAST VALUE PLOTTED
DATE VALUE

CHART 1. SPOT EXCHANGE RATES AND INDICES

WEEKLY AVERAGES, NOON BUYING RATES (U.S. CENTS)

GERMAN MARK	OCT. 17	55.69
JAPANESE YEN	OCT. 17	0.43492
DUTCH GUILDER	OCT. 17	50.28
U.K. POUND	OCT. 17	215.48
CANADIAN DOLLAR	OCT. 17	85.14
FRENCH FRANC	OCT. 17	23.74
SWISS FRANC	OCT. 17	61.26
BELGIAN FRANC	OCT. 17	3.43301
ITALIAN LIRA	OCT. 17	0.12058

INDICES, MARCH 1973 BASE RATES = 100

GERMAN MARK	OCT. 17	156.67
JAPANESE YEN	OCT. 17	113.88
DUTCH GUILDER	OCT. 17	144.35
U.K. POUND	OCT. 17	87.15
CANADIAN DOLLAR	OCT. 17	84.86
FRENCH FRANC	OCT. 17	106.98
SWISS FRANC	OCT. 17	197.09
BELGIAN FRANC	OCT. 17	135.28
ITALIAN LIRA	OCT. 17	68.50

WEIGHTED AVERAGE EXCHANGE VALUE INDICES, MAR 1973 = 100
(G-10 COUNTRIES PLUS SWITZERLAND)

U.S. DOLLAR	OCT. 17	87.77
GERMAN MARK	OCT. 17	151.32
JAPANESE YEN	OCT. 17	103.08
DUTCH GUILDER	OCT. 17	132.67
U.K. POUND	OCT. 17	76.71
CANADIAN DOLLAR	OCT. 17	75.30
FRENCH FRANC	OCT. 17	96.15
SWISS FRANC	OCT. 17	180.82
BELGIAN FRANC	OCT. 17	123.33
ITALIAN LIRA	OCT. 17	59.58
SWEDISH KRONA	OCT. 17	94.62

CHART 2. 3-MONTH FORWARD EXCHANGE RATES, PREMIUM OR DISCOUNT

CANADIAN DOLLAR	OCT. 17	1.35
U.K. POUND	OCT. 17	0.62
GERMAN MARK	OCT. 17	6.69
FRENCH FRANC	OCT. 17	1.23
SWISS FRANC	OCT. 17	12.41
DUTCH GUILDER	OCT. 17	4.90
JAPANESE YEN	OCT. 17	6.80
ITALIAN LIRA	OCT. 17	-1.12

SERIES NAME	LAST VALUE PLOTTED	
	DATE	VALUE
CHART 3. GOLD PRICE IN LONDON, AFTERNOON FIXING		
U.S. DOLLARS PER FINE OUNCE	OCT. 17	395.93
CHART 4. CALL MONEY RATES		
U.S. FEDERAL FUNDS	OCT. 17	13.22
OVERNIGHT EURO-DOLLAR DEPOSITS	OCT. 17	13.45
U.K. 2-DAY LOCAL AUTHORITY DEPOSITS	OCT. 12	13.63
CANADA	OCT. 12	11.31
GERMANY	OCT. 12	8.20
EURO-DM	OCT. 19	7.43
JAPAN	OCT. 12	6.69
FRANCE	OCT. 12	11.25
NETHERLANDS	SEPT. 21	8.10
EURO-SWISS FRANC	OCT. 19	1.69
CHART 5. 3-MONTH INTEREST RATES		
U.S. 90-DAY CD'S, SECONDARY MARKET	OCT. 17	13.59
GERMAN INTERBANK LOAN	OCT. 17	8.57
JAPANESE BANK LOANS & DISCOUNTS	OCT. 17	6.66
CANADIAN FINANCE PAPER	OCT. 17	13.16
INTERBANK STERLING	OCT. 17	13.91
SWISS INTERBANK LOAN	OCT. 17	2.55
WEIGHTED AVERAGE FOREIGN INTEREST RATE (G-10 COUNTRIES PLUS SWITZERLAND)	OCT. 17	9.81
CHART 6. EURO-DOLLAR DEPOSIT RATES: LONDON		
OVERNIGHT	OCT. 17	13.45
7-DAY	OCT. 17	13.76
1-MONTH	OCT. 17	14.44
3-MONTH	OCT. 17	14.71
6-MONTH	OCT. 17	14.70
1-YEAR	OCT. 17	13.76
CHART 7. SELECTED EURO-DOLLAR AND U.S. MONEY MARKET RATES		
OVERNIGHT EURO-DOLLAR DEPOSITS	OCT. 17	13.45
U.S. FEDERAL FUNDS	OCT. 17	13.22
DIFFERENTIAL ADJ. FOR RESERVE REQUIREMENTS	OCT. 17	0.33
3-MONTH EURO-DOLLAR DEPOSIT RATE	OCT. 17	14.71
U.S. 90-DAY CD'S, SECONDARY MARKET	OCT. 17	13.59
DIFFERENTIAL	OCT. 17	1.12

SERIES NAME

LAST VALUE PLOTTED
DATE VALUE

CHART 8. INTEREST ARBITRAGE, 3-MONTH FUNDS

EURO-DOLLAR DEPOSIT	OCT. 17	14.71
INTERBANK STERLING (LONDON), COVERED	OCT. 17	14.55
DIFFERENTIAL	OCT. 17	0.16
U.S. COMMERCIAL PAPER	OCT. 17	13.29
CANADIAN FINANCE PAPER, COVERED	OCT. 17	14.56
DIFFERENTIAL	OCT. 17	-1.27
EURO-DOLLAR DEPOSIT	OCT. 17	14.71
INTERBANK DM (FRANKFURT), COVERED	OCT. 17	15.40
DIFFERENTIAL	OCT. 17	-0.69
EURO-DOLLAR DEPOSIT	OCT. 17	14.71
SWISS INTERBANK, COVERED	OCT. 17	15.04
DIFFERENTIAL	OCT. 17	-0.33

CHART 9. LONG TERM GOVERNMENT BOND YIELDS

UNITED STATES	OCT. 12	10.09
GERMANY	SEPT. 28	7.56
JAPAN (MONTHLY)	AUG.	7.92
SWITZERLAND	SEPT. 28	3.50
CANADA	OCT. 12	10.82
FRANCE	JULY 6	10.83
NETHERLANDS	OCT. 5	8.50
UNITED KINGDOM	OCT. 12	11.13
U.S. CORPORATE		
AAA BONDS	AUG.	9.23
EURO-DM BONDS	DEC.	6.63
EURO-DOLLAR BONDS	AUG.	8.99

CHART 10. INDUSTRIAL STOCK INDICES

UNITED STATES	OCT. 5	114.98
JAPAN	SEPT. 21	302.07
CANADA	DEC. 29	113.81
FRANCE	SEPT. 14	150.50
UNITED KINGDOM	SEPT. 21	109.65
SWITZERLAND	SEPT. 21	79.82
GERMANY	SEPT. 28	100.21



FEDERAL RESERVE statistical release

H.10(512)

OCTOBER 23, 1979

FOREIGN EXCHANGE RATES

FOR THE WEEK ENDING OCTOBER 19, 1979

The Board of Governors of the Federal Reserve System is advised that the Federal Reserve Bank of New York has certified for customs purposes the following noon buying rate in New York City for cable transfers payable in foreign currencies:

COUNTRY	MONETARY UNIT	(RATE U.S. CENTS)				
		OCT. 15	OCT. 16	OCT. 17	OCT. 18	OCT. 19
AUSTRALIA	DOLLAR	111.4500	111.2400	110.8600	111.0500	111.2000
AUSTRIA	SCHILLING	7.72797	7.72201	7.70416	7.72499	7.71456
BELGIUM	FRANC	3.46021	3.44709	3.44709	3.45066	3.45304
CANADA	DOLLAR	85.1861	85.1426	84.9834	84.7889	84.6382
DENMARK	KRONE	19.1351	19.0730	19.0385	19.0949	19.0803
FINLAND	MARKKA	26.5252	26.4725	26.4445	26.4480	26.4410
FRANCE	FRANC	23.7332	23.6911	23.6407	23.7304	23.7023
GERMANY	D. MARK	55.7414	55.5741	55.4478	55.6731	55.6081
INDIA	RUPEE	12.2300	12.2300	12.2300	12.1200	12.1100
IRELAND	POUND	208.8000	207.7500	207.3500	207.5000	207.5000
ITALY	LIRA	0.12048	0.12044	0.12042	0.12063	0.12048
JAPAN	YEN	0.43516	0.43103	0.42717	0.43070	0.43356
MALAYSIA	DOLLAR	46.1894	46.0193	45.9982	45.9982	46.0193
MEXICO	PESO	4.3840	4.3860	4.3860	4.3821	4.3783
NETHERLANDS	GUILDER	50.2765	50.1706	50.0877	50.2059	50.2008
NEW ZEALAND	DOLLAR	98.6000	98.3500	98.1000	98.1500	98.3000
NORWAY	KRONE	20.1207	20.0884	20.0501	20.0884	20.0924
PORTUGAL	ESCUDO	2.0040	2.0028	1.9928	2.0000	2.0000
SOUTH AFRICA	RAND	120.7500	120.6500	120.6500	120.7500	120.7500
SPAIN	PESETA	1.5138	1.5140	1.5145	1.5138	1.5126
SRI LANKA	RUPEE	6.4000	6.4000	6.4000	6.4000	6.4000
SWEDEN	KRONA	23.7276	23.6602	23.6127	23.6574	23.6323
SWITZERLAND	FRANC	61.3497	61.0687	60.4961	60.9570	60.8088
UNITED KINGDOM	POUND	215.7000	215.2500	214.4500	215.2500	215.4500