

S-440

(516/517)

DATA FILE
LIBRARY
FEDERAL RESERVE BANK
OF CHICAGO

LIBRARY
OCT 22 1979
FEDERAL RESERVE
BANK OF CHICAGO

Selected Interest & Exchange Rates

Weekly Series of Charts

October 15, 1979

Prepared by the
FINANCIAL MARKETS
SECTION

DIVISION OF
INTERNATIONAL FINANCE

BOARD OF GOVERNORS
FEDERAL RESERVE SYSTEM
Washington, D.C. 20551

Table of Contents

TABLES

1. LATEST FIGURES PLOTTED
2. DAILY CERTIFIED SPOT EXCHANGE RATES--H.10 RELEASE

CHARTS

1. SPOT EXCHANGE RATE INDICES
2. 3-MONTH FORWARD EXCHANGE RATES
3. GOLD PRICE--LONDON
4. CALL MONEY RATES
5. 3-MONTH INTEREST RATES
6. EURO-DOLLAR DEPOSIT RATES
7. SELECTED EURO-DOLLAR AND U.S. MONEY MARKET RATES
8. INTEREST ARBITRAGE: 3-MONTH FUNDS
9. LONG-TERM GOVERNMENT BOND YIELDS
10. INDUSTRIAL STOCK INDICES

SUBSCRIPTION RATES:

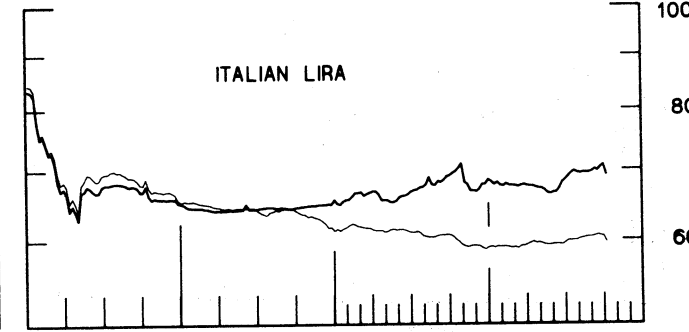
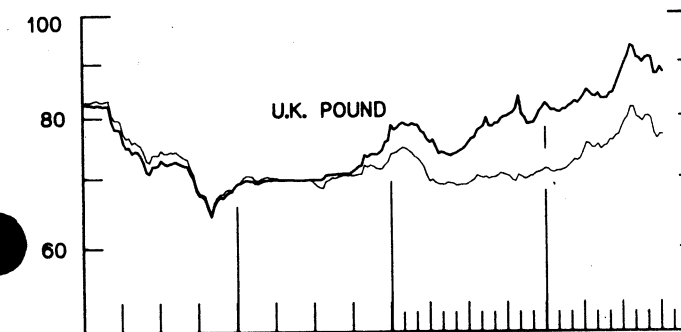
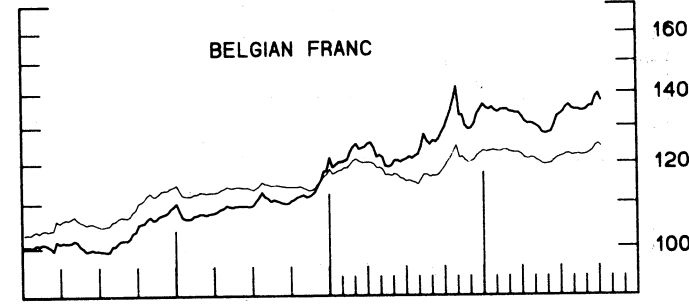
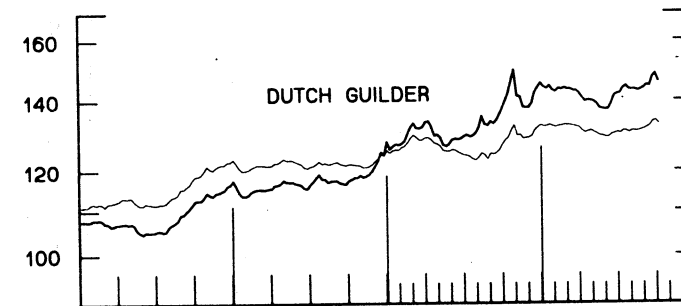
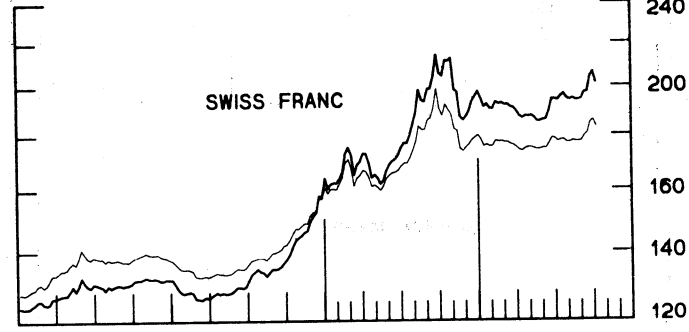
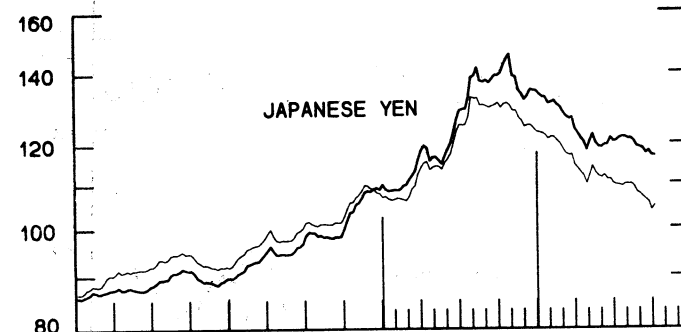
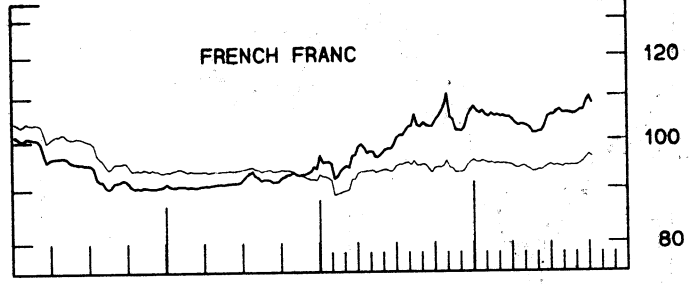
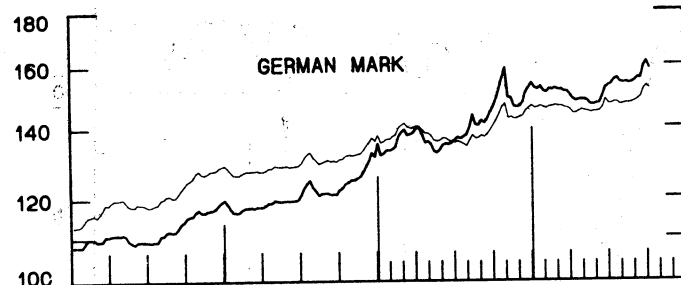
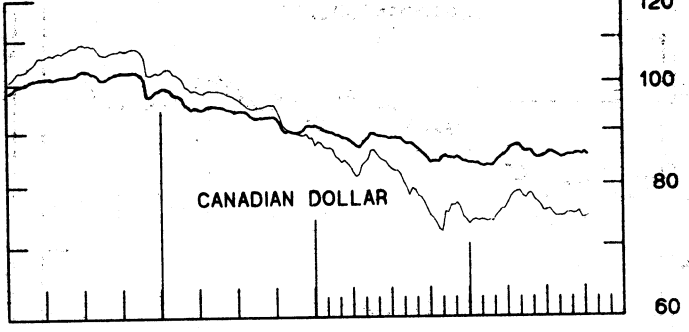
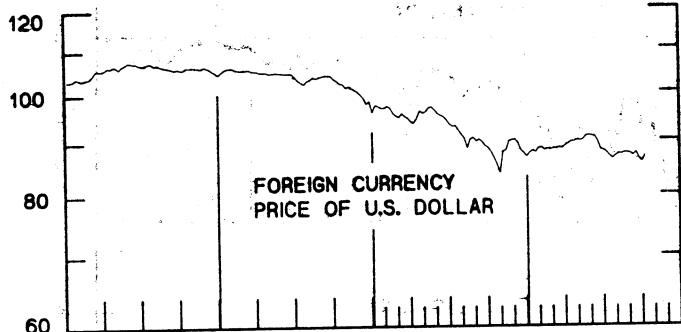
Weekly \$15.00 per year or \$.40 each in the United States, its possessions, Canada, and Mexico; 10 or more of the same issue to one address, \$13.50 per year or \$.35 each. Elsewhere, \$20.00 per year or \$.50 each. Address requests to Publications Services, Division of Administrative Services, and make payment remittance payable to the order of the Board of Governors of the Federal Reserve System in a form collectible at par in U.S. Currency.

SPOT EXCHANGE INDICES

DOLLAR PRICES OF FOREIGN CURRENCIES AND WEIGHTED AVERAGE VALUES (THIN LINE)
AVERAGES FOR WEEK ENDING WEDNESDAY

RATIO SCALE
MARCH 1973=100

RATIO SCALE
MARCH 1973=100



1977

1979

1977

1979

CHART 2
3-MONTH FORWARD EXCHANGE RATES

PREMIUM (+) OR (-)
 AVERAGES FOR WEEK ENDING WEDNESDAY

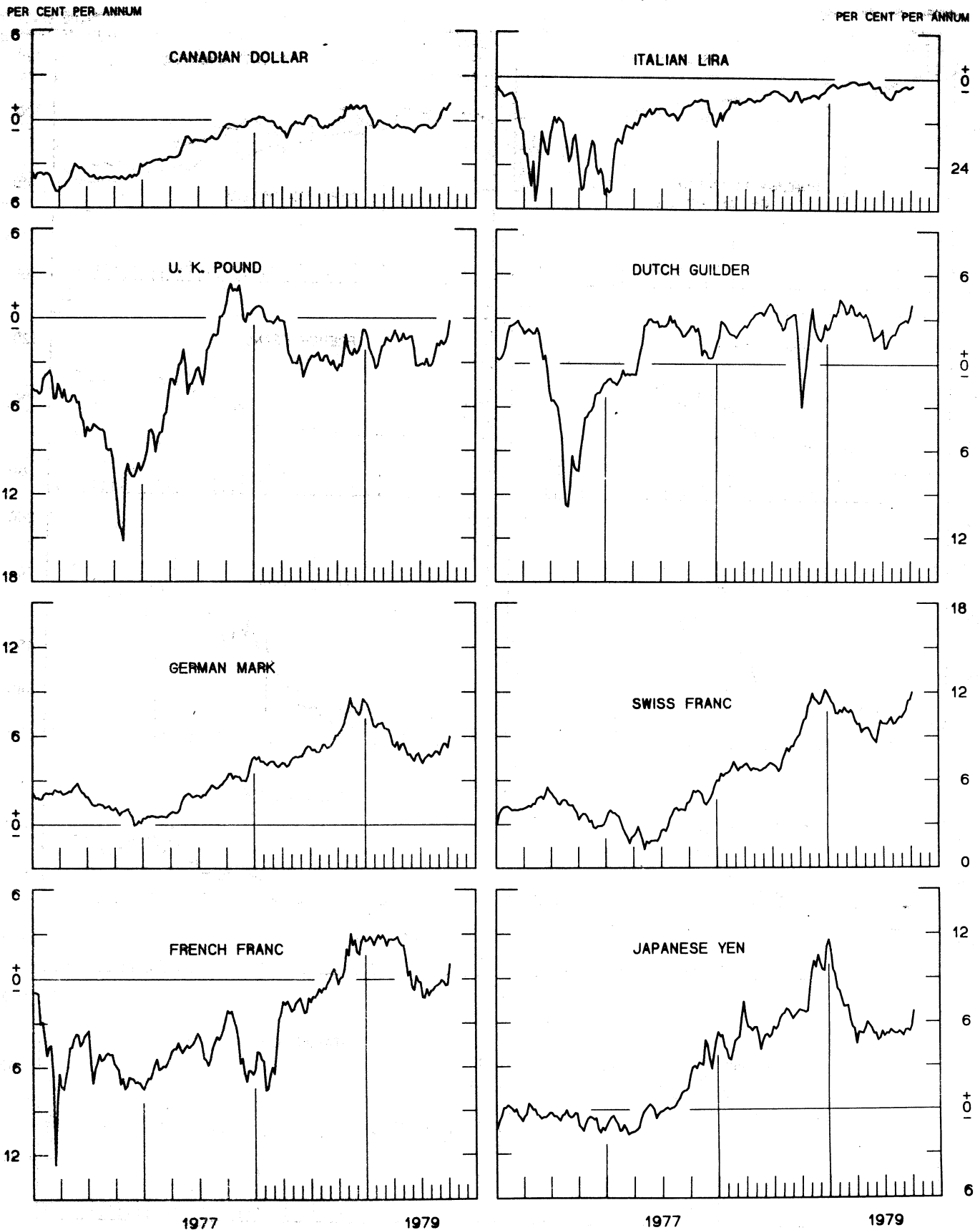


CHART 3
PRICE OF GOLD IN LONDON
AVERAGES FOR WEEK ENDING WEDNESDAY

U.S. DOLLARS PER FINE OUNCE

U.S. DOLLARS PER FINE OUNCE

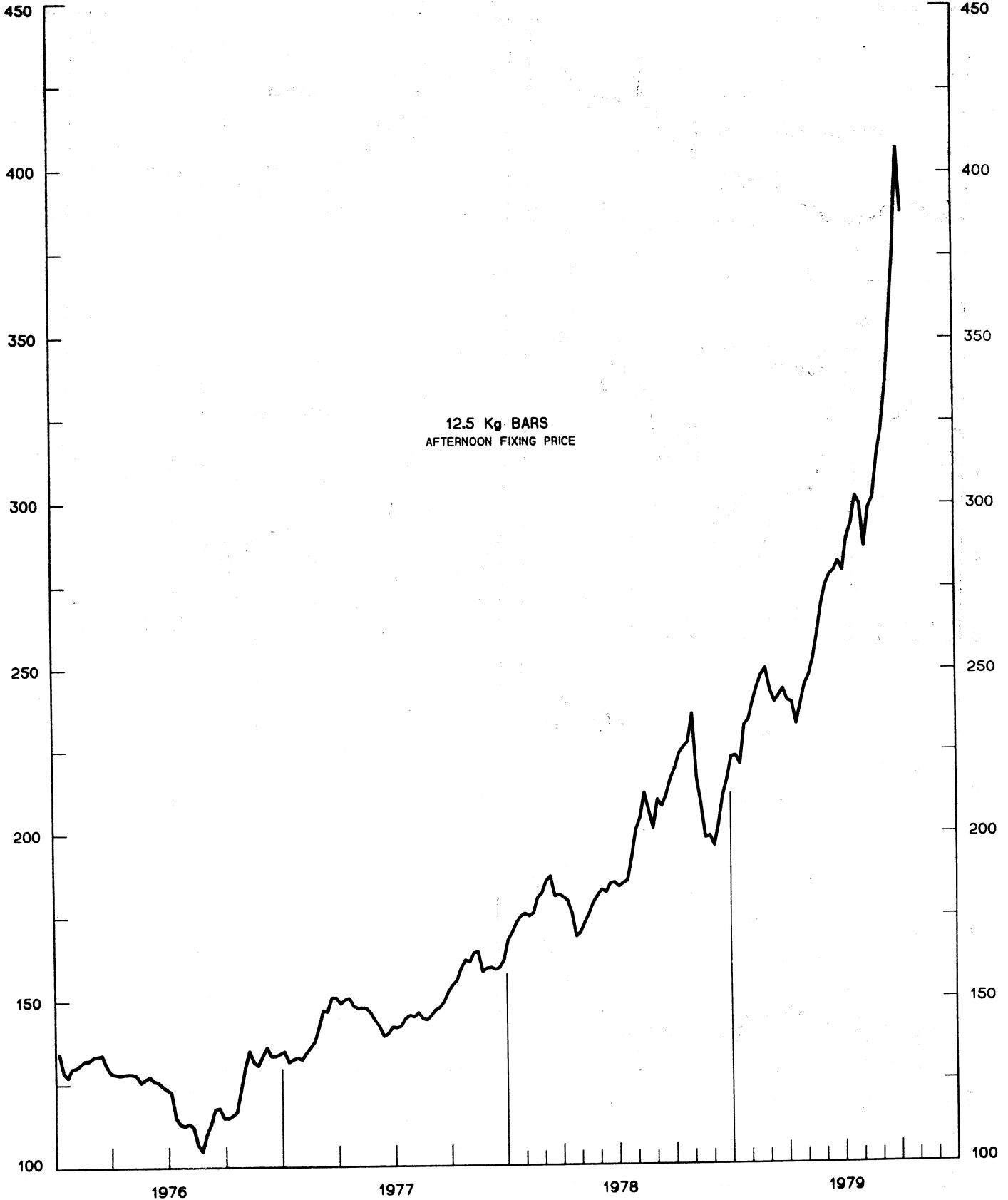


CHART 4
CALL MONEY RATES
 WEEKLY SERIES

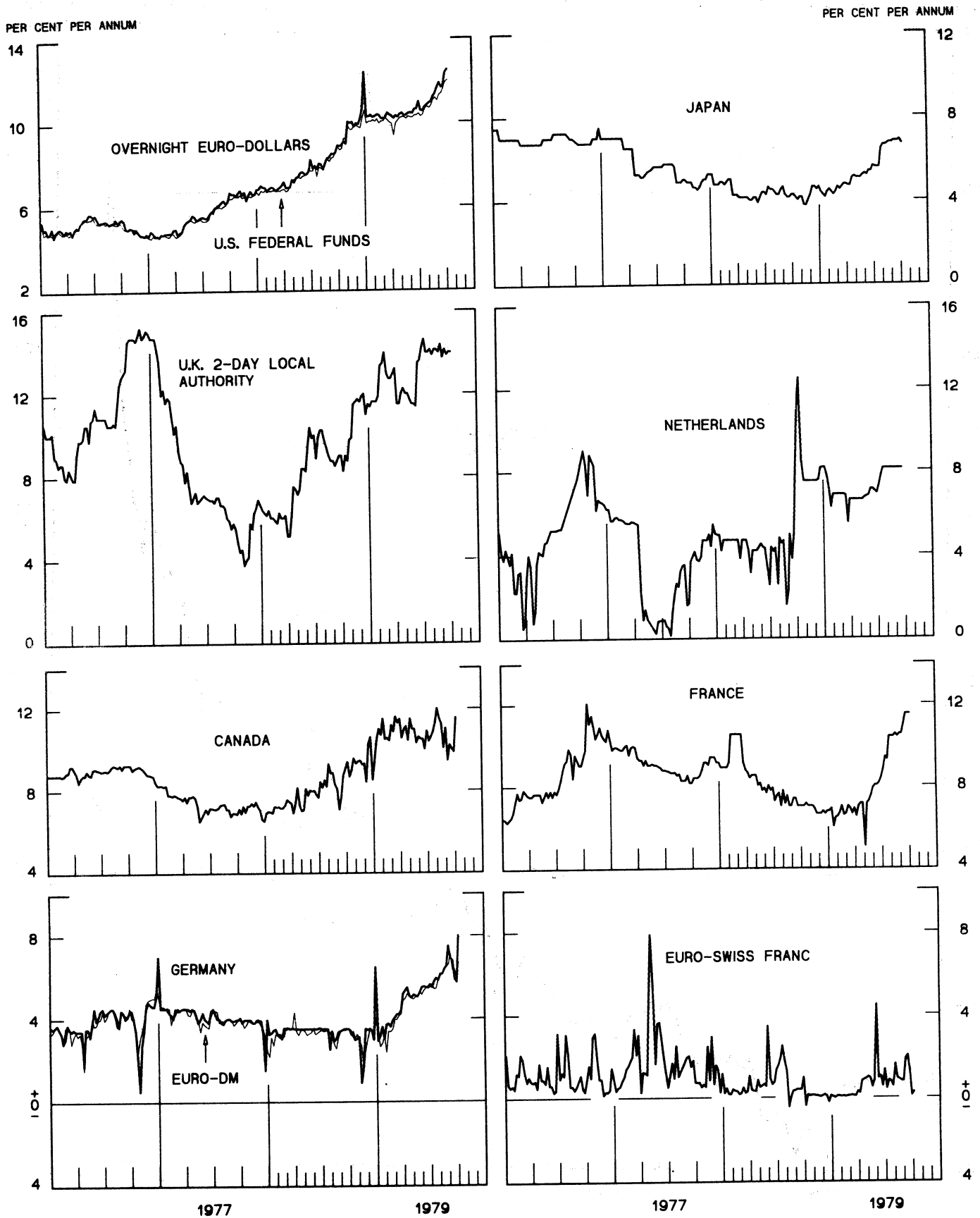
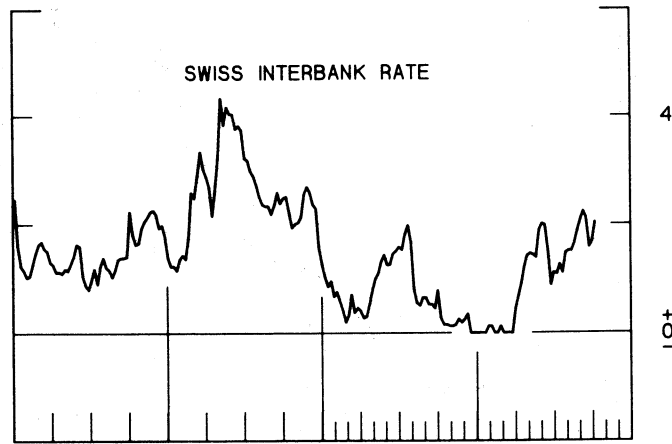
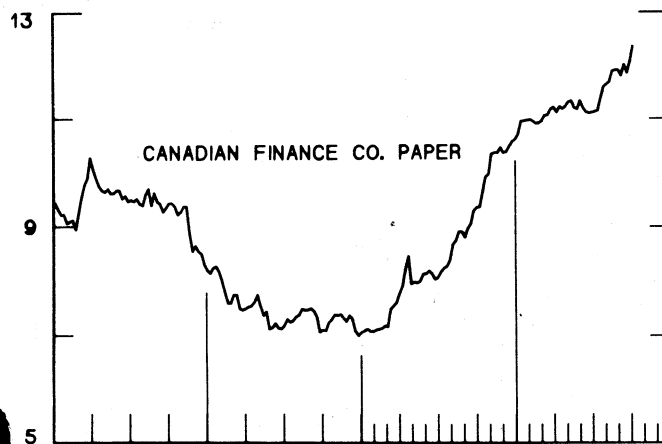
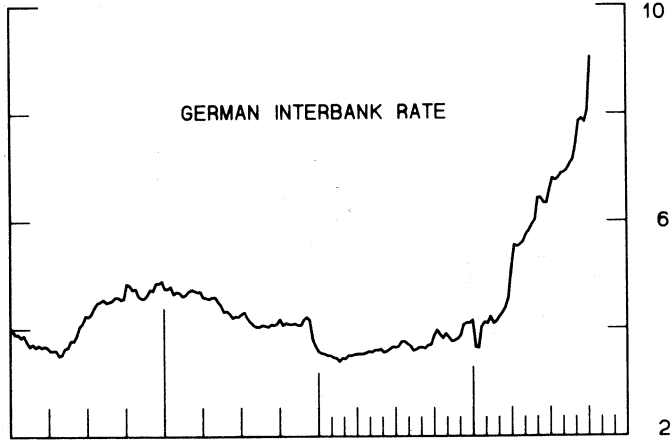
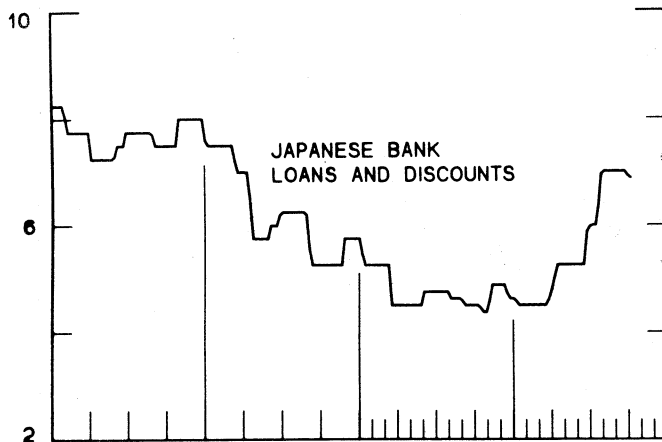
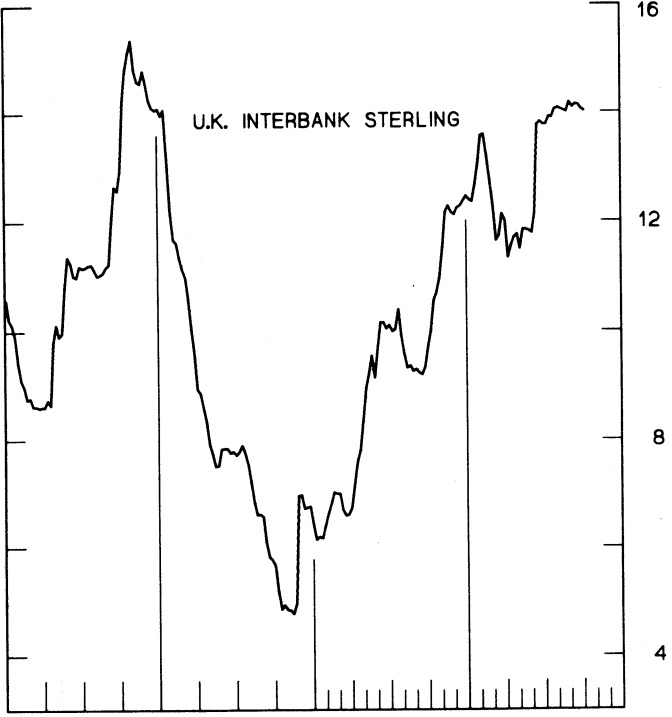
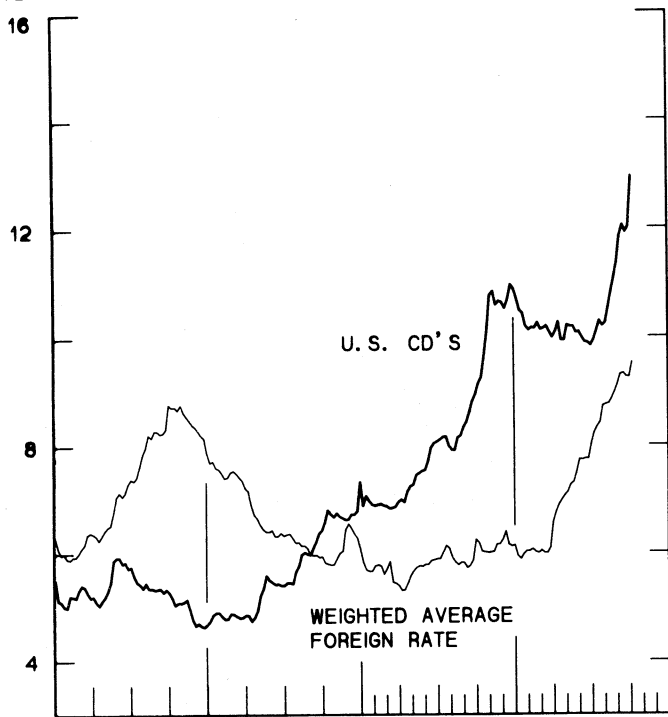


CHART 5
3-MONTH INTEREST RATES
 WEEKLY SERIES

PER CENT PER ANNUM

PER CENT PER ANNUM



1977

1979

1977

1979

CHART 6
EURO-DOLLAR DEPOSIT RATES LONDON
AVERAGES FOR WEEK ENDING WEDNESDAY

PER CENT PER ANNUM

PER CENT PER ANNUM

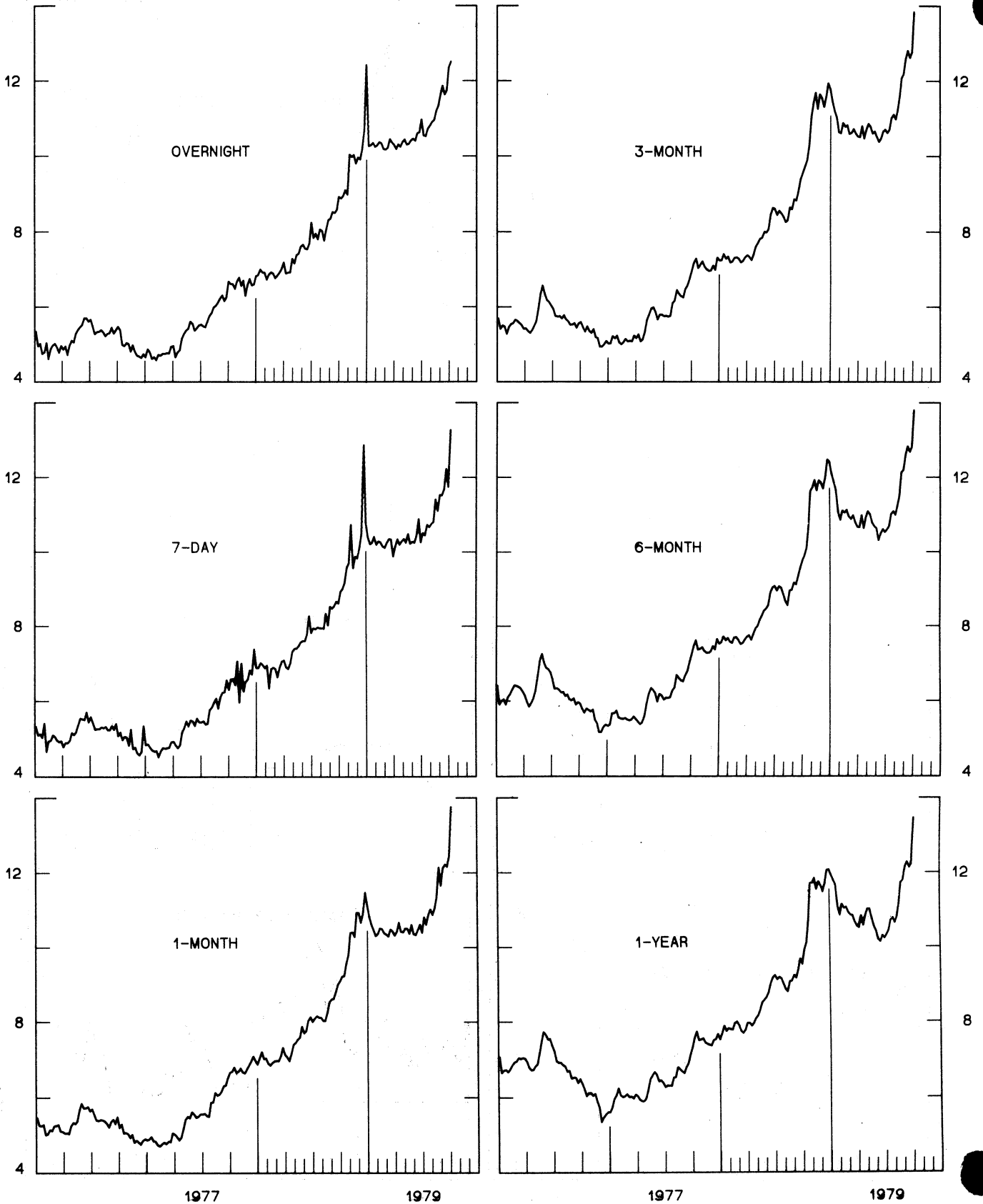
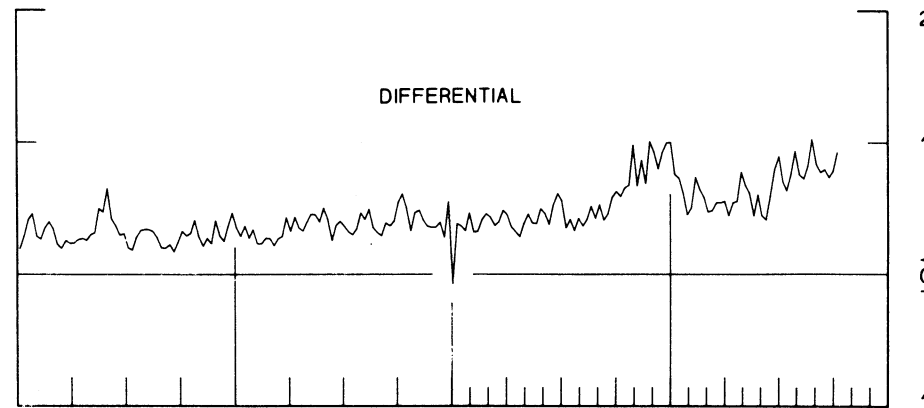
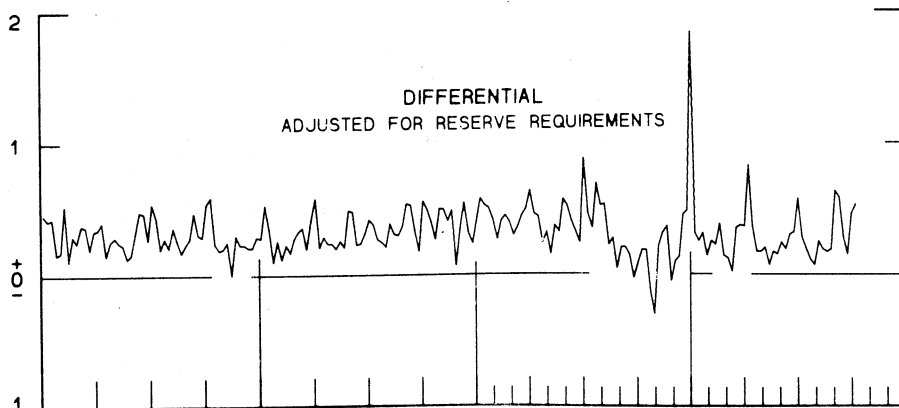
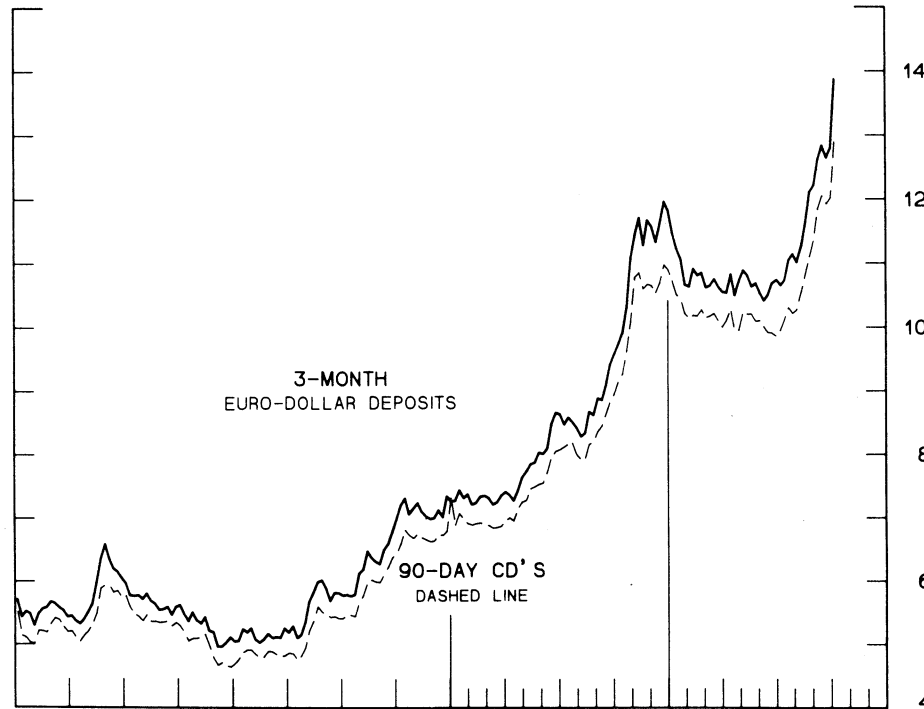
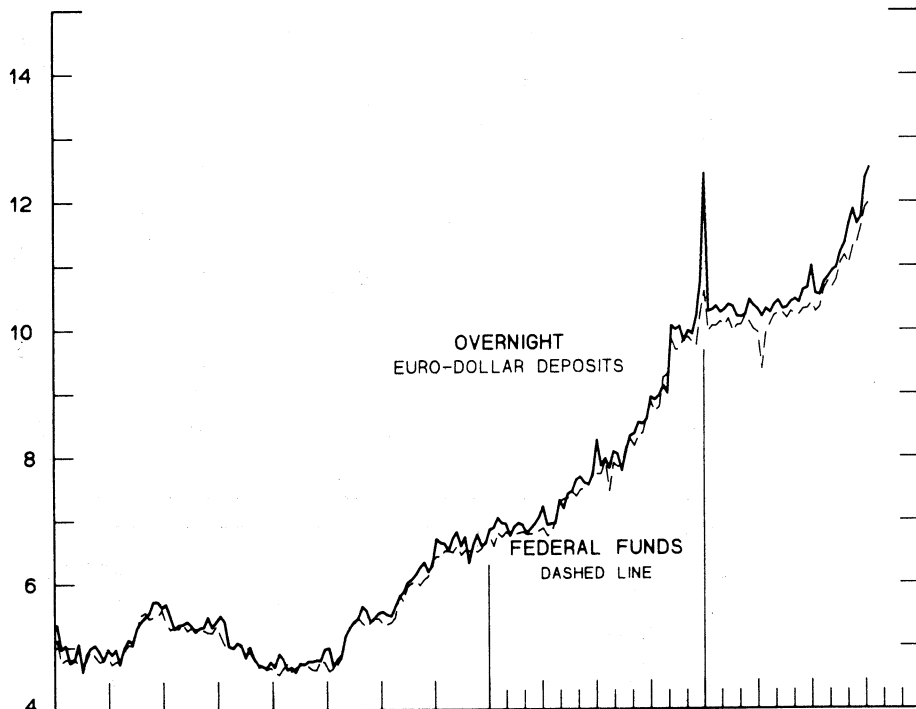


CHART 7
SELECTED EURO-DOLLAR AND U. S. MONEY MARKET RATES
 AVERAGES FOR WEEK ENDING WEDNESDAY

PER CENT PER ANNUM

PER CENT PER ANNUM



1977

1979

1977

1979

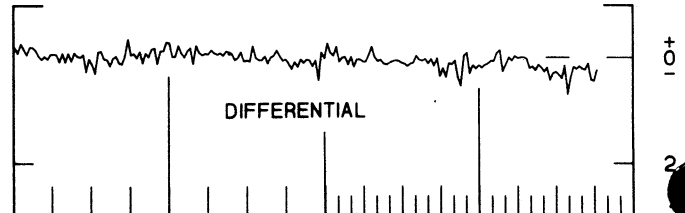
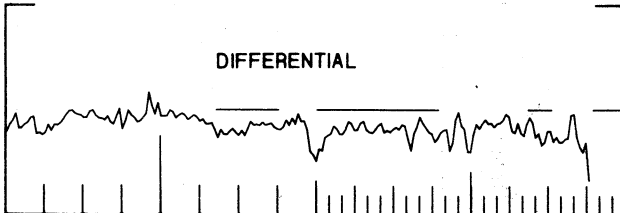
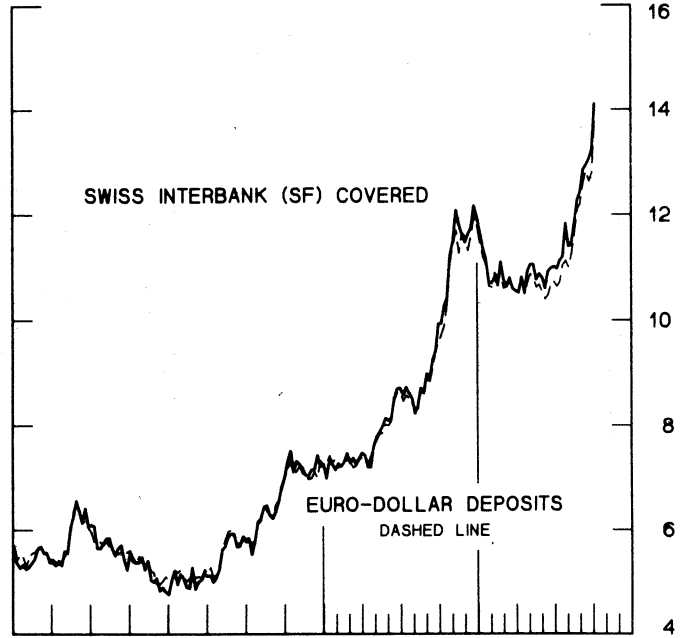
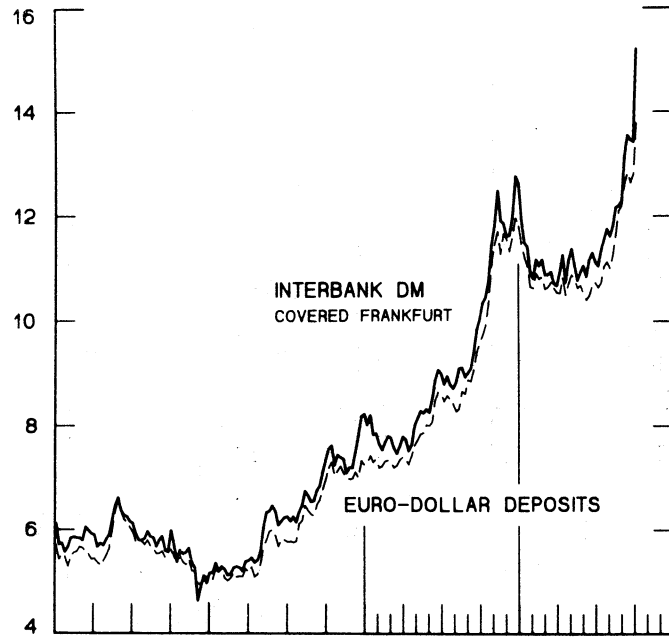
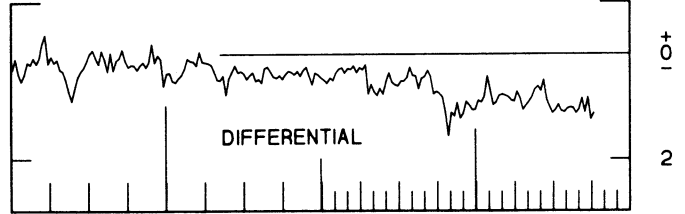
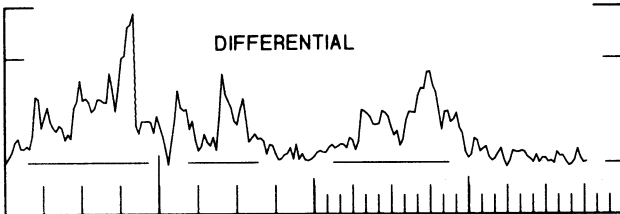
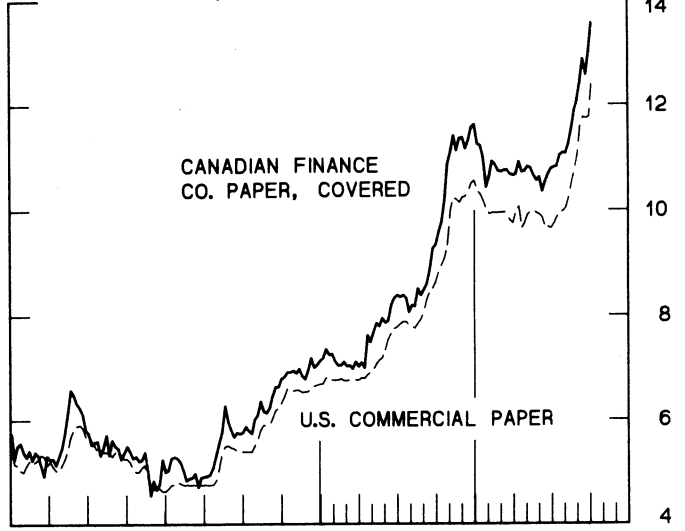
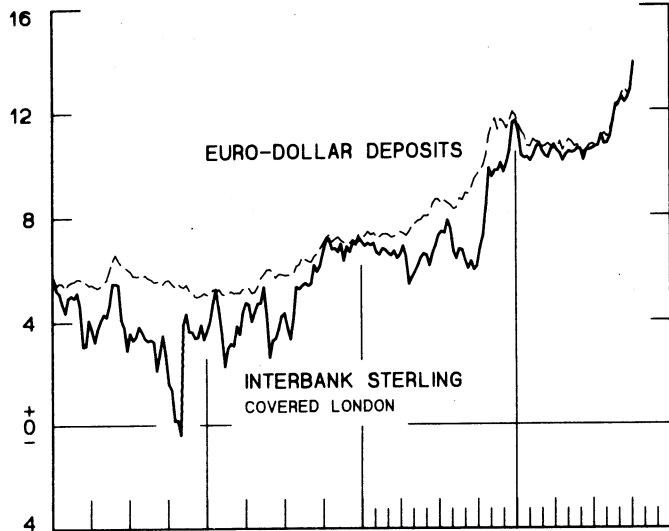
FAVORS BORROWING IN U. S. IF POSITIVE

INTEREST ARBITRAGE: 3-MONTH FUNDS

DIFFERENTIAL: PLUS(+), INDICATES FAVOR DOLLAR ASSETS
AVERAGES FOR WEEK ENDING WEDNESDAY

PER CENT PER ANNUM

PER CENT PER ANNUM



1977

1979

1977

1979

CHART 9
LONG-TERM GOVERNMENT BOND YIELDS
 WEEKLY SERIES

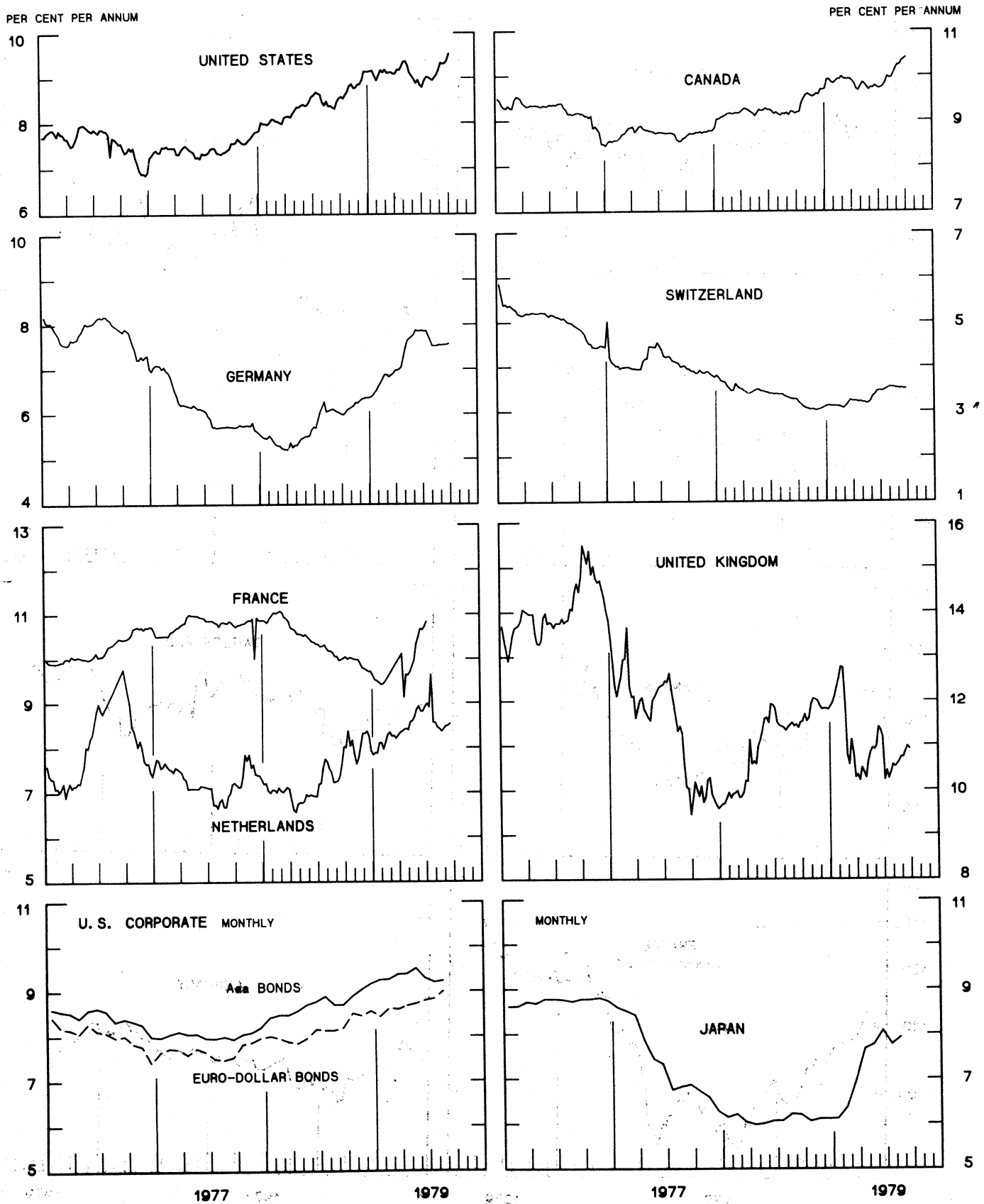
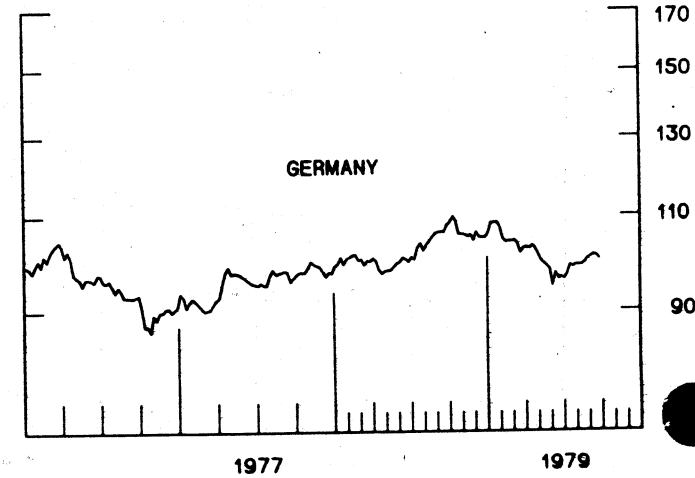
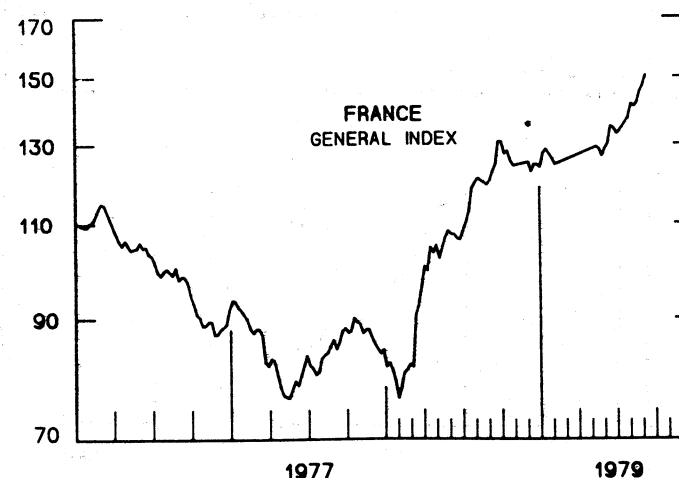
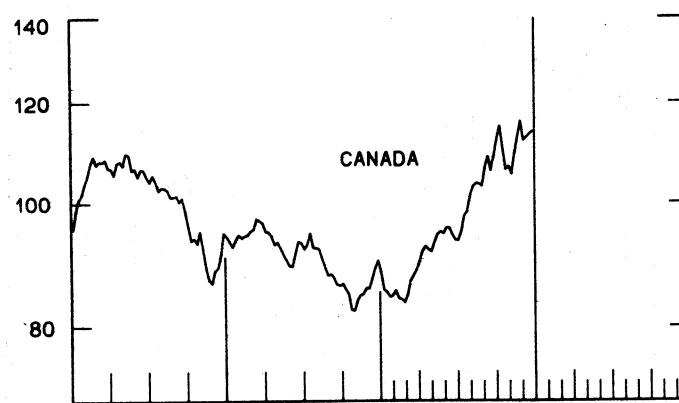
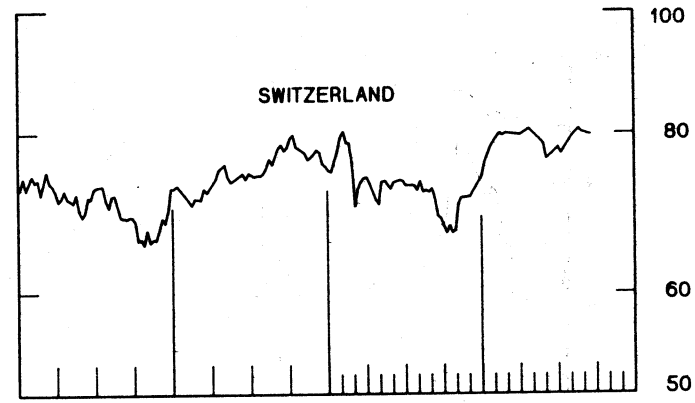
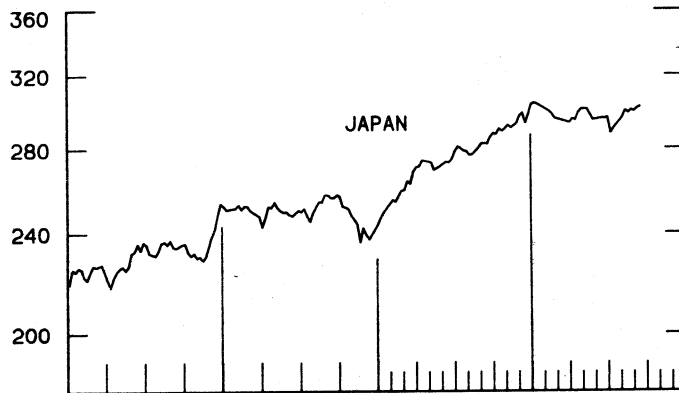
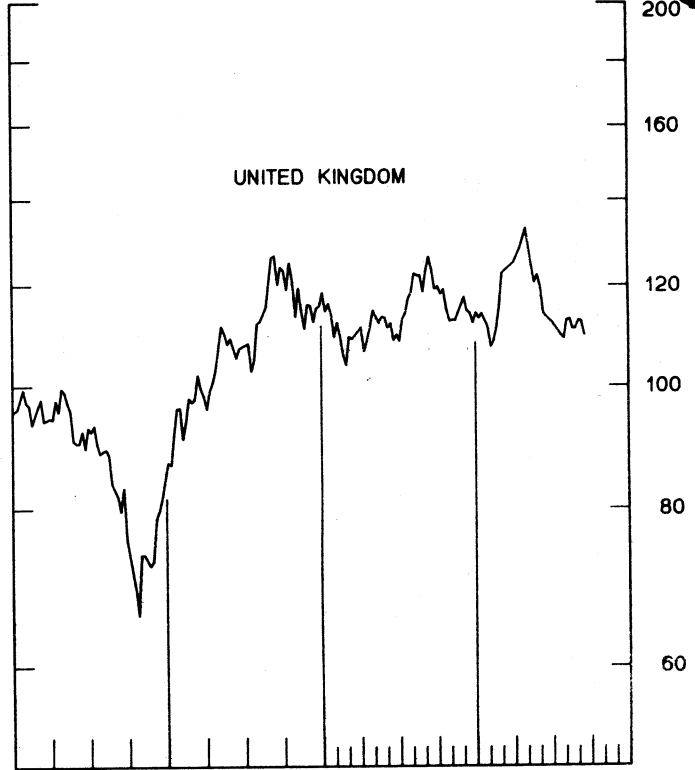
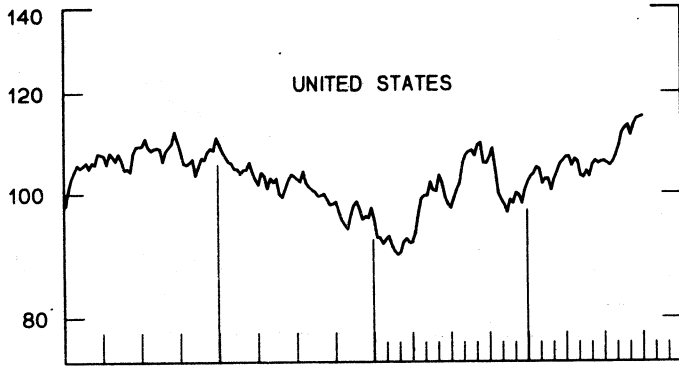


CHART 10
INDUSTRIAL STOCK INDICES
 WEEKLY SERIES

RATIO SCALE
 1969=100

RATIO SCALE
 1969=100



1977

1979

1977

1979

SERIES NAME

LAST VALUE PLOTTED
DATE VALUE

CHART 1. SPOT EXCHANGE RATES AND INDICES

WEEKLY AVERAGES, NOON BUYING RATES (U.S. CENTS)

GERMAN MARK	OCT. 10	56.34
JAPANESE YEN	OCT. 10	0.44487
DUTCH GUILDER	OCT. 10	50.72
U.K. POUND	OCT. 10	217.17
CANADIAN DOLLAR	OCT. 10	85.53
FRENCH FRANC	OCT. 10	23.99
SWISS FRANC	OCT. 10	62.53
BELGIAN FRANC	OCT. 10	3.48279
ITALIAN LIRA	OCT. 10	0.12164

INDICES, MARCH 1973 BASE RATES = 100

GERMAN MARK	OCT. 10	158.48
JAPANESE YEN	OCT. 10	116.48
DUTCH GUILDER	OCT. 10	145.61
U.K. POUND	OCT. 10	87.84
CANADIAN DOLLAR	OCT. 10	85.25
FRENCH FRANC	OCT. 10	108.10
SWISS FRANC	OCT. 10	201.16
BELGIAN FRANC	OCT. 10	137.24
ITALIAN LIRA	OCT. 10	69.10

WEIGHTED AVERAGE EXCHANGE VALUE INDICES, MAR 1973 = 100
(G-10 COUNTRIES PLUS SWITZERLAND)

U.S. DOLLAR	OCT. 10	86.78
GERMAN MARK	OCT. 10	151.76
JAPANESE YEN	OCT. 10	104.69
DUTCH GUILDER	OCT. 10	132.63
U.K. POUND	OCT. 10	76.62
CANADIAN DOLLAR	OCT. 10	74.65
FRENCH FRANC	OCT. 10	96.30
SWISS FRANC	OCT. 10	182.96
BELGIAN FRANC	OCT. 10	124.06
ITALIAN LIRA	OCT. 10	59.56
SWEDISH KRONA	OCT. 10	94.62

CHART 2. 3-MONTH FORWARD EXCHANGE RATES, PREMIUM OR DISCOUNT

CANADIAN DOLLAR	OCT. 10	1.17
U.K. POUND	OCT. 10	-0.18
GERMAN MARK	OCT. 10	6.03
FRENCH FRANC	OCT. 10	1.00
SWISS FRANC	OCT. 10	12.02
DUTCH GUILDER	OCT. 10	4.01
JAPANESE YEN	OCT. 10	6.75
ITALIAN LIRA	OCT. 10	-1.81

LAST VALUE PLOTTED
DATE VALUE

SERIES NAME

CHART 3. GOLD PRICE IN LONDON, AFTERNOON FIXING

U.S. DOLLARS PER FINE OUNCE OCT. 10 387.96

CHART 4. CALL MONEY RATES

U.S. FEDERAL FUNDS	OCT. 10	12.00
OVERNIGHT EURO-DOLLAR DEPOSITS	OCT. 10	12.53
U.K. 2-DAY LOCAL AUTHORITY DEPOSITS	OCT. 5	14.00
CANADA	OCT. 5	11.55
GERMANY	OCT. 5	8.00
EURO-DM	OCT. 5	6.72
JAPAN	OCT. 5	6.69
FRANCE	OCT. 5	11.50
NETHERLANDS	SEPT. 21	8.10
EURO-SWISS FRANC	OCT. 5	0.25

CHART 5. 3-MONTH INTEREST RATES

U.S. 90-DAY CD'S, SECONDARY MARKET	OCT. 10	12.94
GERMAN INTERBANK LOAN	OCT. 10	9.04
JAPANESE BANK LOANS & DISCOUNTS	OCT. 10	6.88
CANADIAN FINANCE PAPER	OCT. 10	12.35
INTERBANK STERLING	OCT. 10	14.01
SWISS INTERBANK LOAN	OCT. 10	2.02
WEIGHTED AVERAGE FOREIGN INTEREST RATE (G-10 COUNTRIES PLUS SWITZERLAND)	OCT. 10	9.53

CHART 6. EURO-DOLLAR DEPOSIT RATES: LONDON

OVERNIGHT	OCT. 10	12.53
7-DAY	OCT. 10	13.28
1-MONTH	OCT. 10	13.76
3-MONTH	OCT. 10	13.86
6-MONTH	OCT. 10	13.81
1-YEAR	OCT. 10	13.48

CHART 7. SELECTED EURO-DOLLAR AND U.S. MONEY MARKET RATES

OVERNIGHT EURO-DOLLAR DEPOSITS	OCT. 10	12.53
U.S. FEDERAL FUNDS	OCT. 10	12.00
DIFFERENTIAL ADJ. FOR RESERVE REQUIREMENTS	OCT. 10	0.53
3-MONTH EURO-DOLLAR DEPOSIT RATE	OCT. 10	13.86
U.S. 90-DAY CD'S, SECONDARY MARKET	OCT. 10	12.94
DIFFERENTIAL	OCT. 10	0.92

SERIES NAME

LAST VALUE PLOTTED
DATE VALUE

CHART 8. INTEREST ARBITRAGE, 3-MONTH FUNDS

EURO-DOLLAR DEPOSIT	OCT. 10	13.86
INTERBANK STERLING (LONDON), COVERED	OCT. 10	13.83
DIFFERENTIAL	OCT. 10	0.04
U.S. COMMERCIAL PAPER	OCT. 10	12.43
CANADIAN FINANCE PAPER, COVERED	OCT. 10	13.56
DIFFERENTIAL	OCT. 10	-1.13
EURO-DOLLAR DEPOSIT	OCT. 10	13.86
INTERBANK DM (FRANKFURT), COVERED	OCT. 10	15.20
DIFFERENTIAL	OCT. 10	-1.34
EURO-DOLLAR DEPOSIT	OCT. 10	13.86
SWISS INTERBANK, COVERED	OCT. 10	14.11
DIFFERENTIAL	OCT. 10	-0.25

CHART 9. LONG TERM GOVERNMENT BOND YIELDS

UNITED STATES	OCT. 5	9.53
GERMANY	SEPT. 28	7.56
JAPAN (MONTHLY)	AUG.	7.92
SWITZERLAND	SEPT. 28	3.50
CANADA	OCT. 5	10.39
FRANCE	JULY 6	10.83
NETHERLANDS	SEPT. 21	8.53
UNITED KINGDOM	SEPT. 28	10.91

U.S. CORPORATE

AAA BONDS	AUG.	9.23
EURO-DM BONDS	DEC.	6.63
EURO-DOLLAR BONDS	AUG.	8.99

CHART 10. INDUSTRIAL STOCK INDICES

UNITED STATES	OCT. 5	114.98
JAPAN	SEPT. 21	302.07
CANADA	DEC. 29	113.81
FRANCE	SEPT. 14	150.50
UNITED KINGDOM	SEPT. 21	109.65
SWITZERLAND	SEPT. 21	79.82
GERMANY	SEPT. 28	100.21



FEDERAL RESERVE statistical release

H.10(512)

OCTOBER 16, 1979

FOREIGN EXCHANGE RATES

FOR THE WEEK ENDING OCTOBER 12, 1979

The Board of Governors of the Federal Reserve System is advised that the Federal Reserve Bank of New York has certified for customs purposes the following noon buying rate in New York City for cable transfers payable in foreign currencies:

COUNTRY	MONETARY UNIT	(RATE U.S. CENTS)				
		OCT. 8	OCT. 9	OCT. 10	OCT. 11	OCT. 12
AUSTRALIA	DOLLAR		111.7200	111.9700	111.8500	111.7200
AUSTRIA	SCHILLING		7.69083	7.77001	7.75194	7.75194
BELGIUM	FRANC		3.43643	3.47222	3.46021	3.46621
CANADA	DOLLAR	H	85.3752	85.1716	85.1572	85.2224
DENMARK	KRONE		19.0349	19.2493	19.1828	19.1497
FINLAND	MARKKA		26.3896	26.5710	26.4901	26.5534
FRANCE	FRANC	O	23.7220	23.9349	23.8237	23.8095
GERMANY	D. MARK		55.5617	56.1893	55.8659	55.8347
INDIA	RUPEE		12.1200	12.1200	12.2200	12.2200
IRELAND	POUND	L	206.8000	209.4000	209.0000	207.2500
ITALY	LIRA		0.12005	0.12120	0.12055	0.12099
JAPAN	YEN		0.44248	0.44326	0.44170	0.43956
MALAYSIA	DOLLAR	I	46.2107	46.2963	46.2535	46.2535
MEXICO	PESO		4.3860	4.3860	4.3840	4.3860
NETHERLANDS	GUILDER		50.0250	50.5817	50.5051	50.3652
NEW ZEALAND	DOLLAR	D	98.6500	98.9000	99.0700	98.7000
NORWAY	KRONE		20.0622	20.2881	20.2000	20.1816
PORTUGAL	ESCUDO		1.9920	2.0060	1.9940	2.0080
SOUTH AFRICA	RAND	A	120.9500	120.7500	120.7500	120.7500
SPAIN	PESETA		1.5081	1.5126	1.5133	1.5140
SRI LANKA	RUPEE		6.4000	6.4000	6.4000	6.4000
SWEDEN	KRONA	Y	23.7530	23.9406	23.8095	23.7869
SWITZERLAND	FRANC		61.6143	62.0733	61.7475	61.6523
UNITED KINGDOM	POUND		215.4500	216.8500	216.3500	215.6500