

S-440

(516/517)

DATA FILE
LIBRARY
FEDERAL RESERVE BANK
OF CHICAGO

LIBRARY
OCT 17 1979
FEDERAL RESERVE
BANK OF CHICAGO

Selected Interest & Exchange Rates

Weekly Series of Charts

October 9, 1979

Prepared by the
FINANCIAL MARKETS
SECTION

DIVISION OF
INTERNATIONAL FINANCE

BOARD OF GOVERNORS
FEDERAL RESERVE SYSTEM
Washington, D.C. 20551

Table of Contents

TABLES

1. LATEST FIGURES PLOTTED
2. DAILY CERTIFIED SPOT EXCHANGE RATES--
H.10 RELEASE

CHARTS

1. SPOT EXCHANGE RATE INDICES
2. 3-MONTH FORWARD EXCHANGE RATES
3. GOLD PRICE--LONDON
4. CALL MONEY RATES
5. 3-MONTH INTEREST RATES
6. EURO-DOLLAR DEPOSIT RATES
7. SELECTED EURO-DOLLAR AND U.S. MONEY MARKET RATES
8. INTEREST ARBITRAGE: 3-MONTH FUNDS
9. LONG-TERM GOVERNMENT BOND YIELDS
10. INDUSTRIAL STOCK INDICES

SUBSCRIPTION RATES:

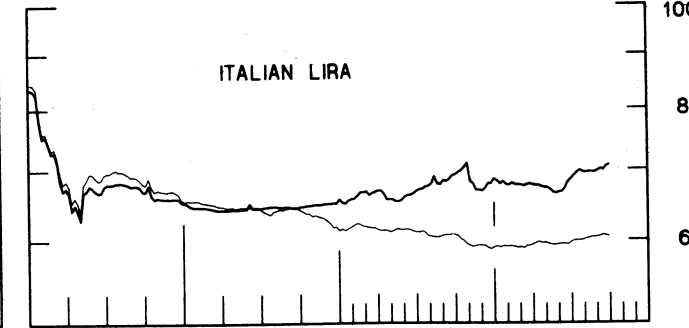
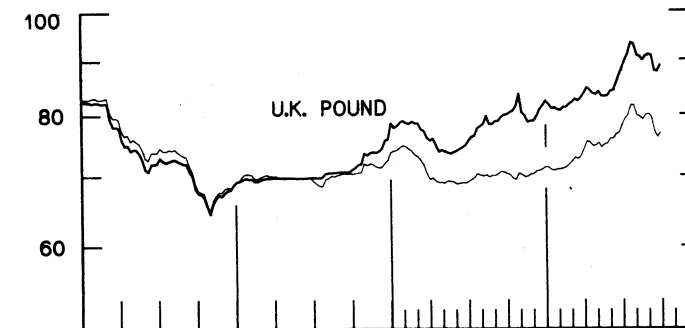
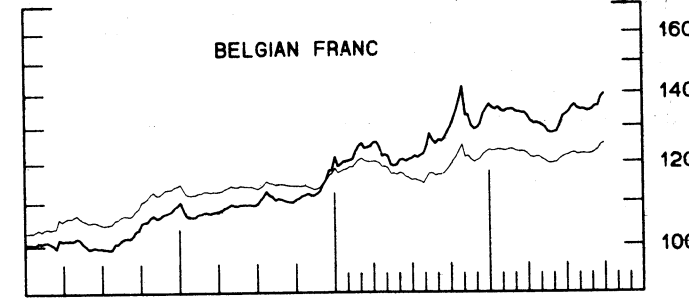
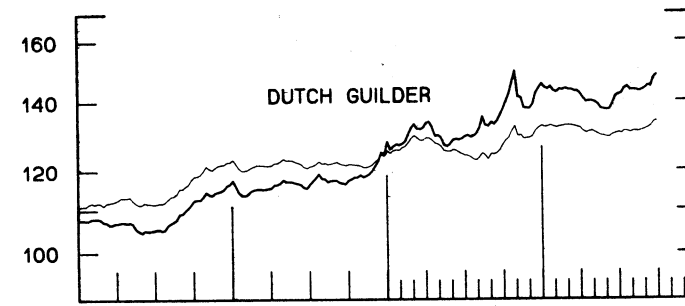
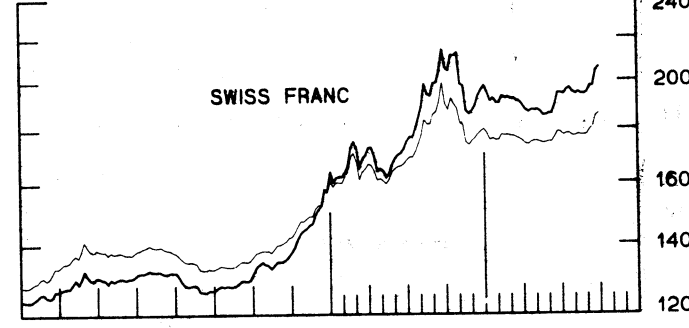
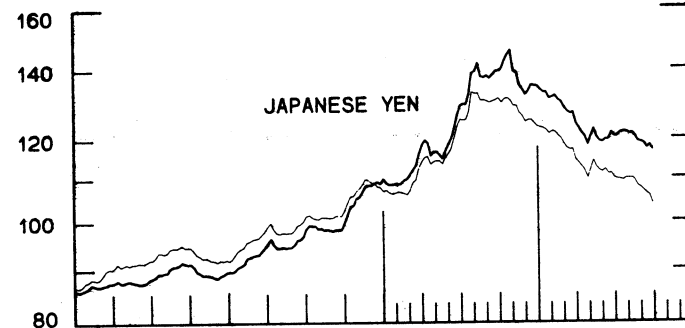
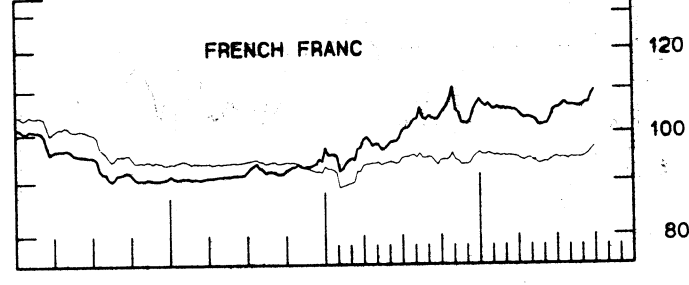
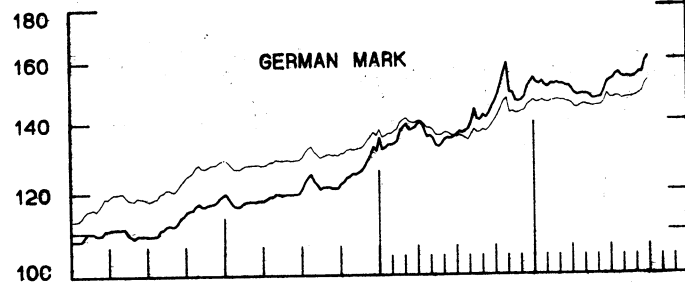
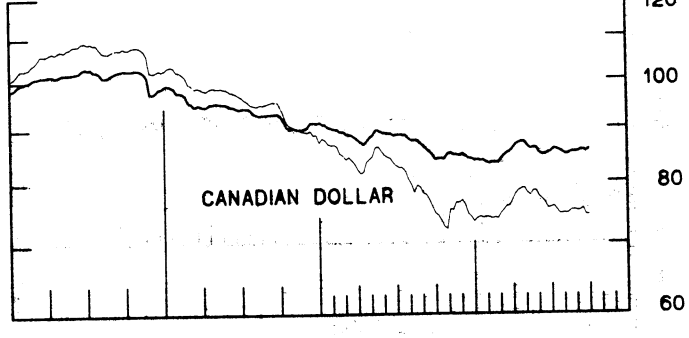
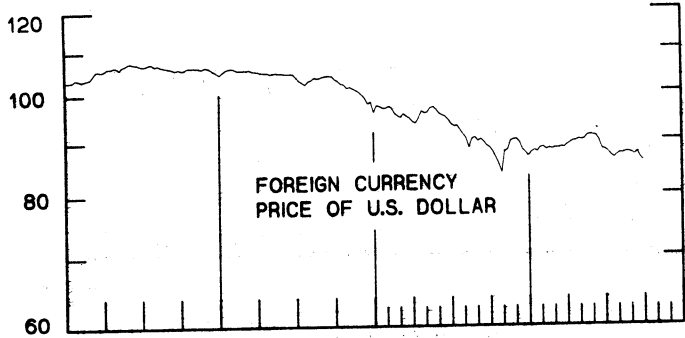
Weekly \$15.00 per year or \$.40 each in the United States, its possessions, Canada, and Mexico; 10 or more of the same issue to one address, \$13.50 per year or \$.35 each. Elsewhere, \$20.00 per year or \$.50 each. Address requests to Publications Services, Division of Administrative Services, and make payment remittance payable to the order of the Board of Governors of the Federal Reserve System in a form collectible at par in U.S. Currency.

SPOT EXCHANGE INDICES

DOLLAR PRICES OF FOREIGN CURRENCIES AND WEIGHTED AVERAGE VALUES (THIN LINE)
AVERAGES FOR WEEK ENDING WEDNESDAY

RATIO SCALE
MARCH 1973=100

RATIO SCALE
MARCH 1973=100



1977

1979

1977

1979

CHART 2
3-MONTH FORWARD EXCHANGE RATES

PREMIUM (+) OR (-)
 AVERAGES FOR WEEK ENDING WEDNESDAY

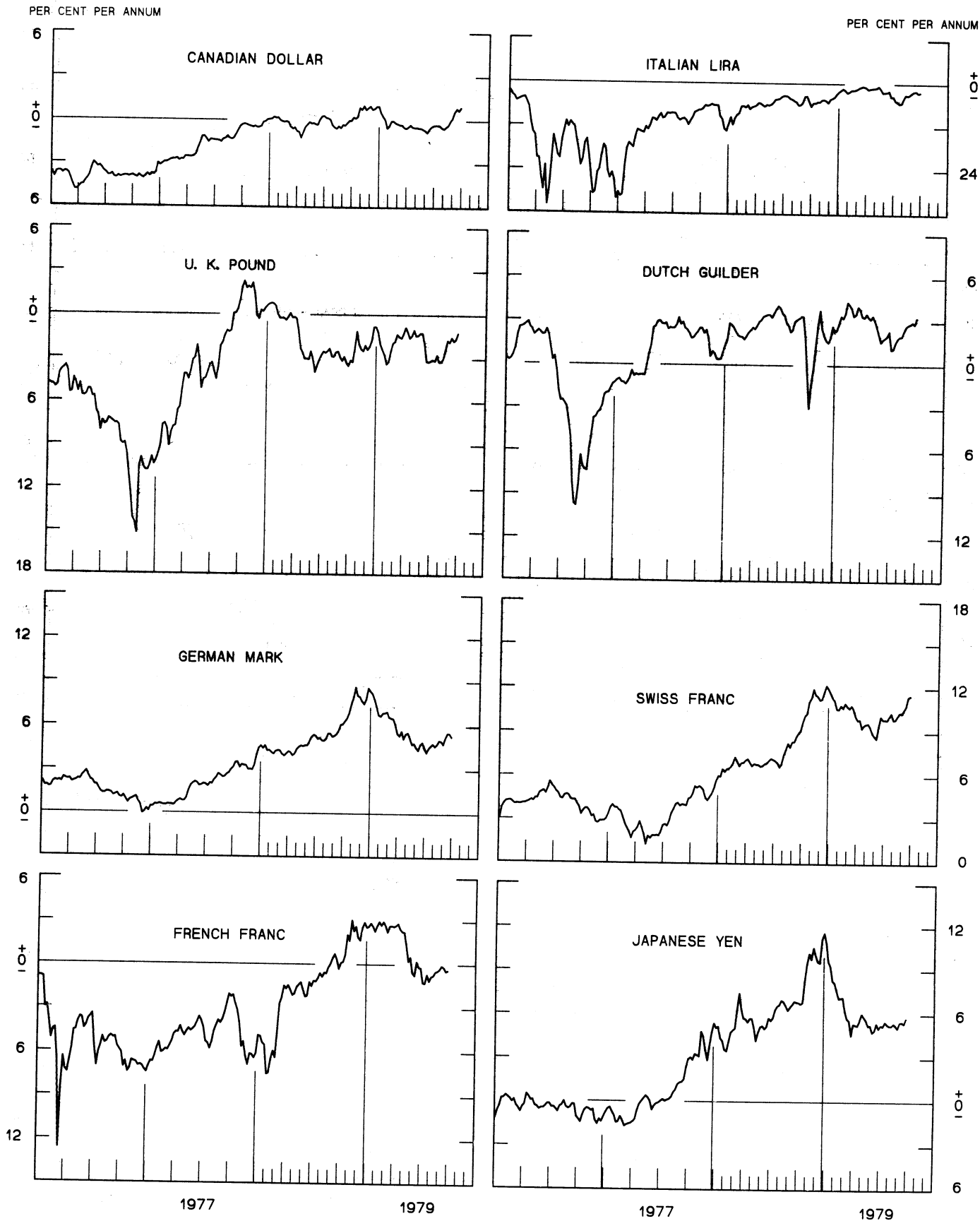
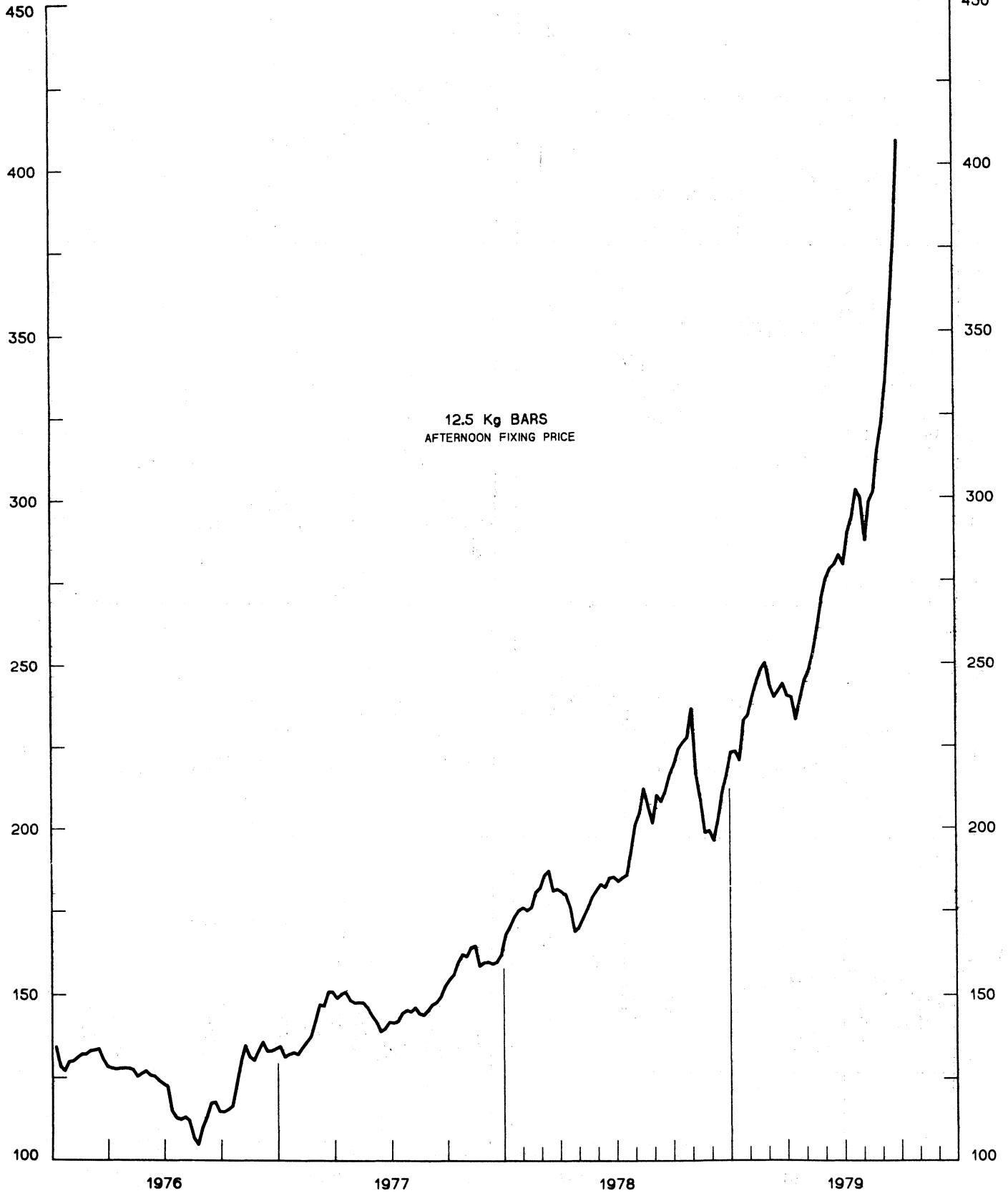


CHART 3
PRICE OF GOLD IN LONDON
AVERAGES FOR WEEK ENDING WEDNESDAY

U.S. DOLLARS PER FINE OUNCE

U.S. DOLLARS PER FINE OUNCE

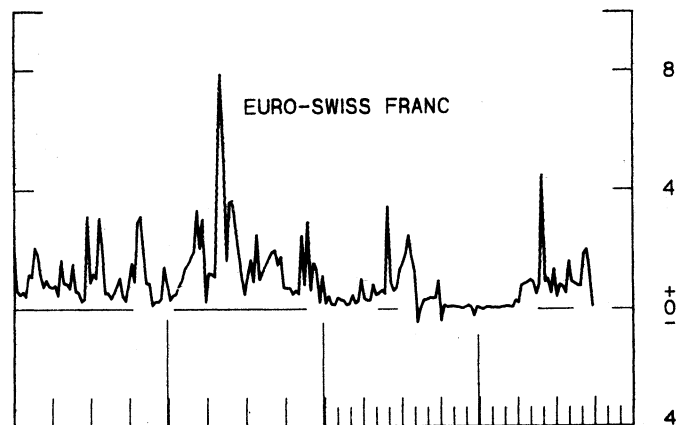
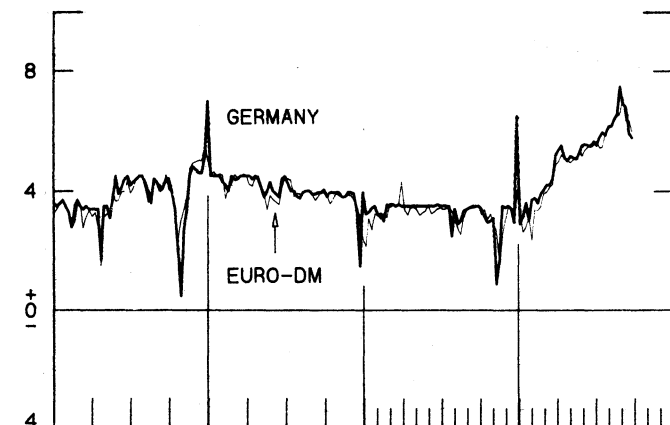
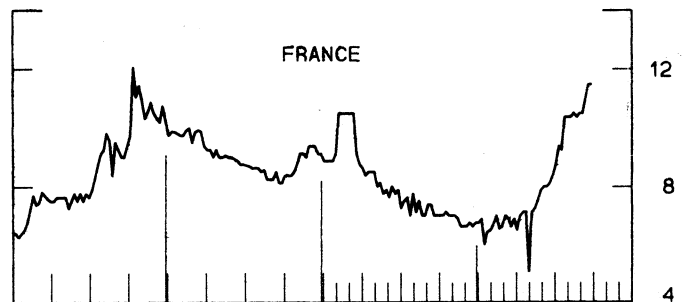
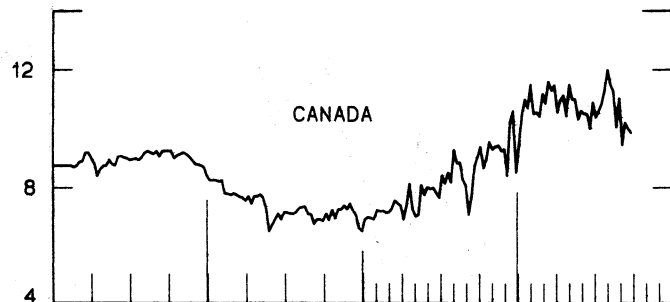
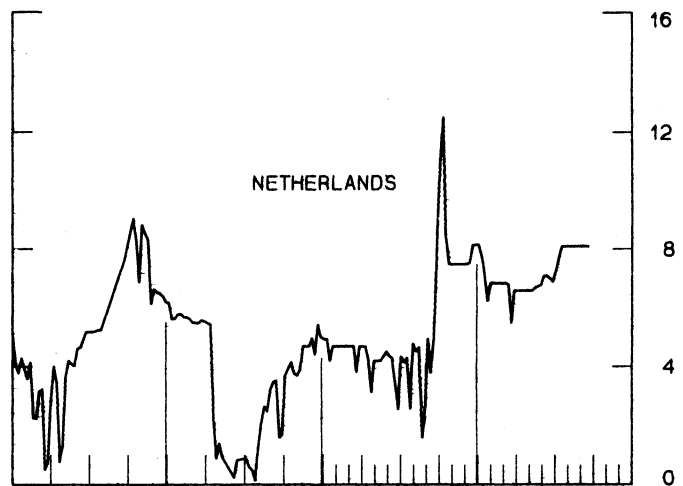
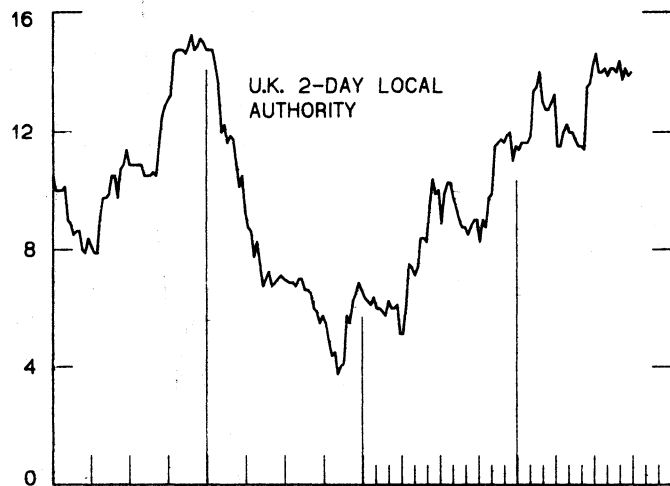
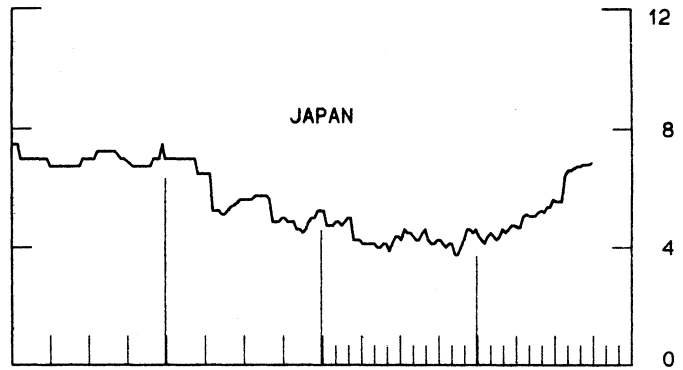
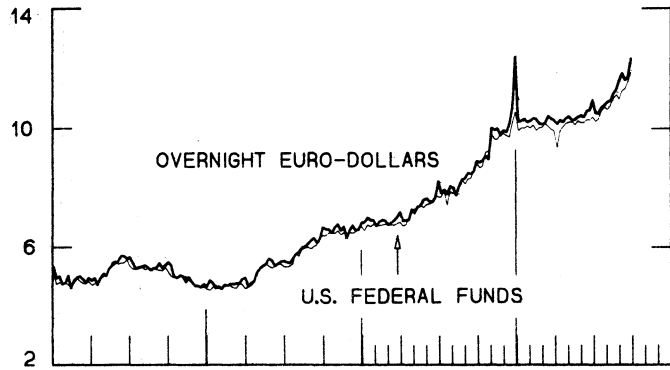


12.5 Kg BARS
AFTERNOON FIXING PRICE

CHART 4
CALL MONEY RATES
 WEEKLY SERIES

PER CENT PER ANNUM

PER CENT PER ANNUM



1977

1979

1977

1979

CHART 5
3-MONTH INTEREST RATES
 WEEKLY SERIES

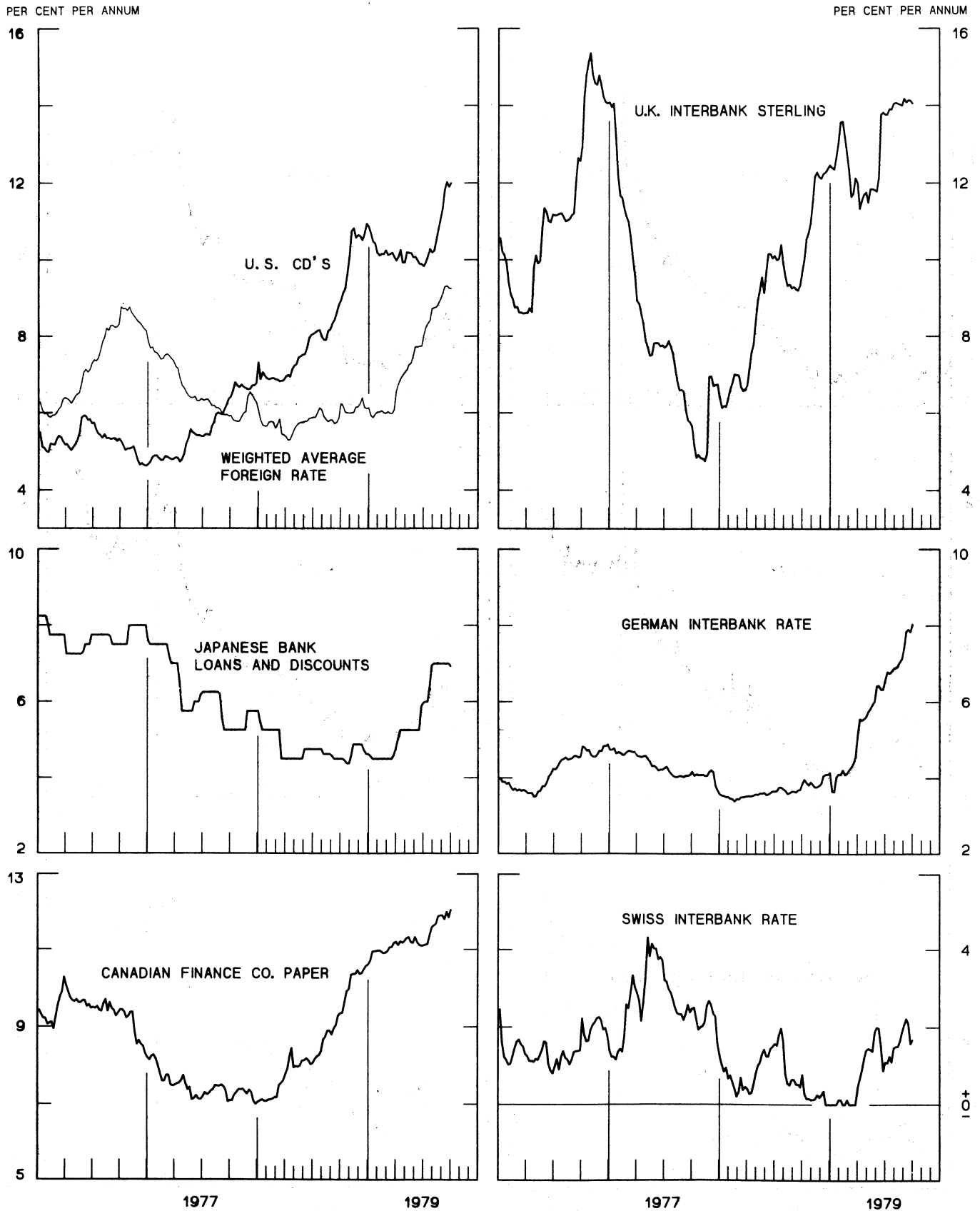
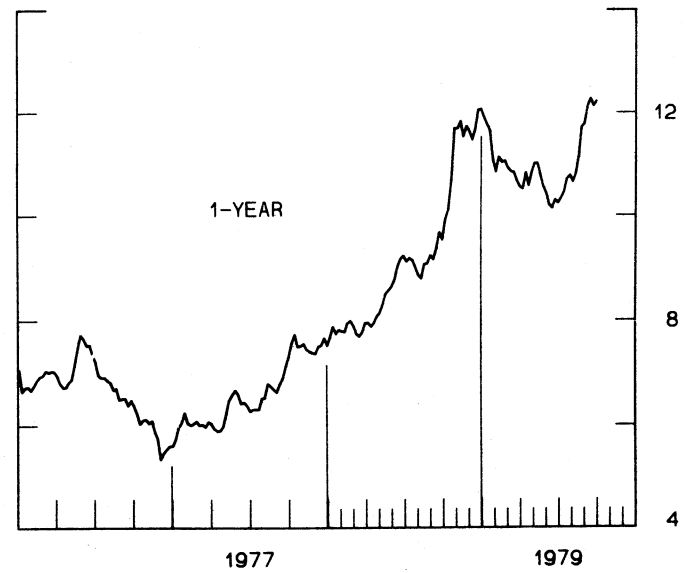
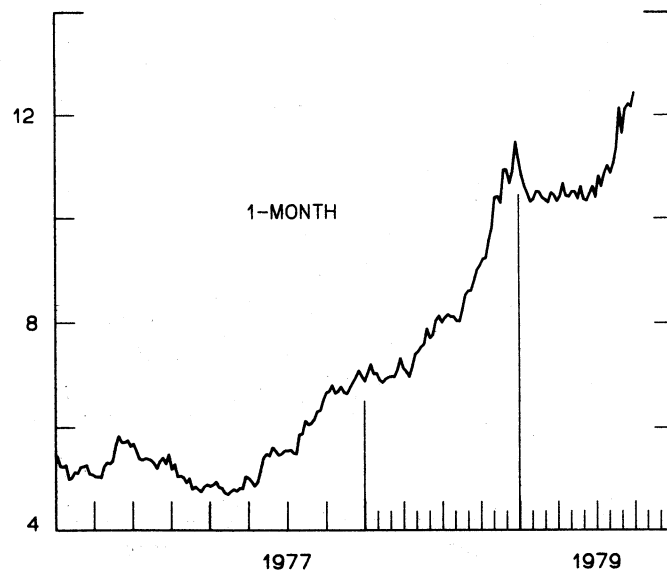
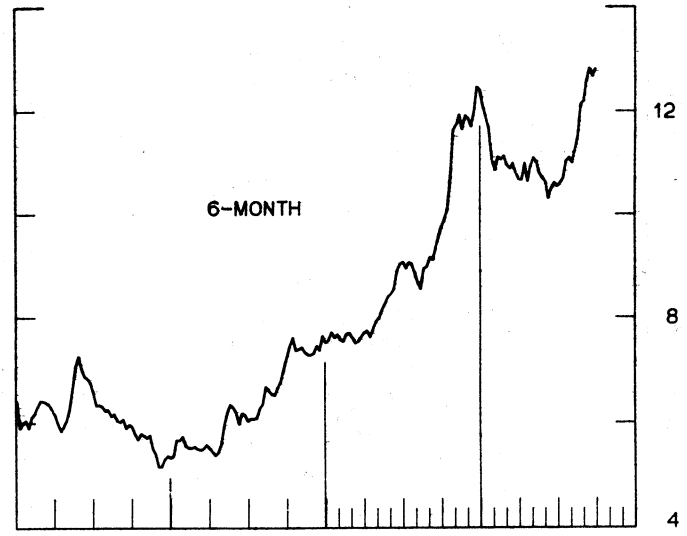
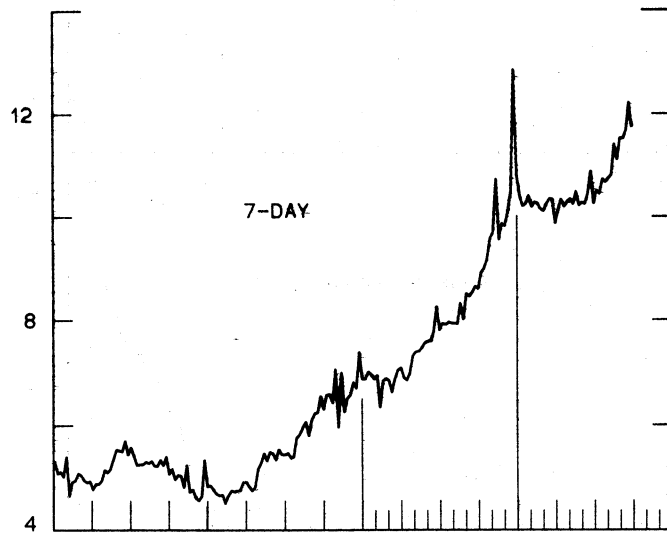
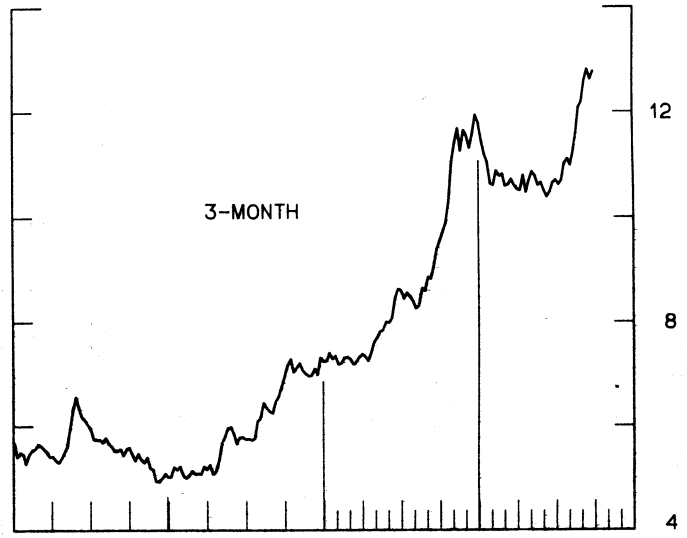
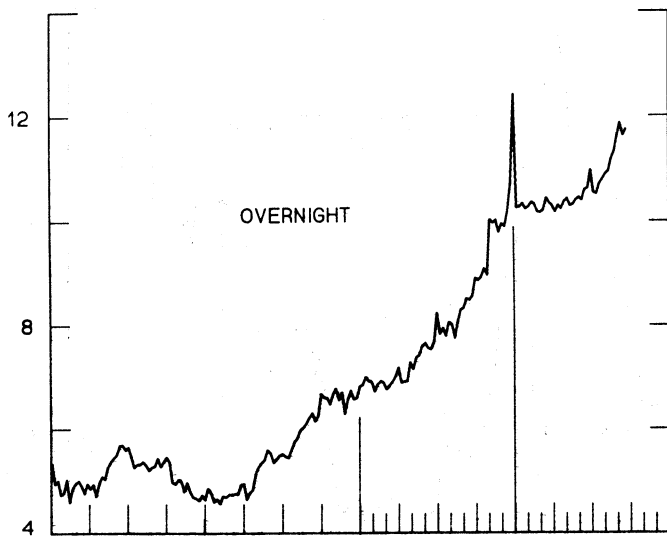


CHART 6
EURO-DOLLAR DEPOSIT RATES LONDON
 AVERAGES FOR WEEK ENDING WEDNESDAY

PER CENT PER ANNUM

PER CENT PER ANNUM



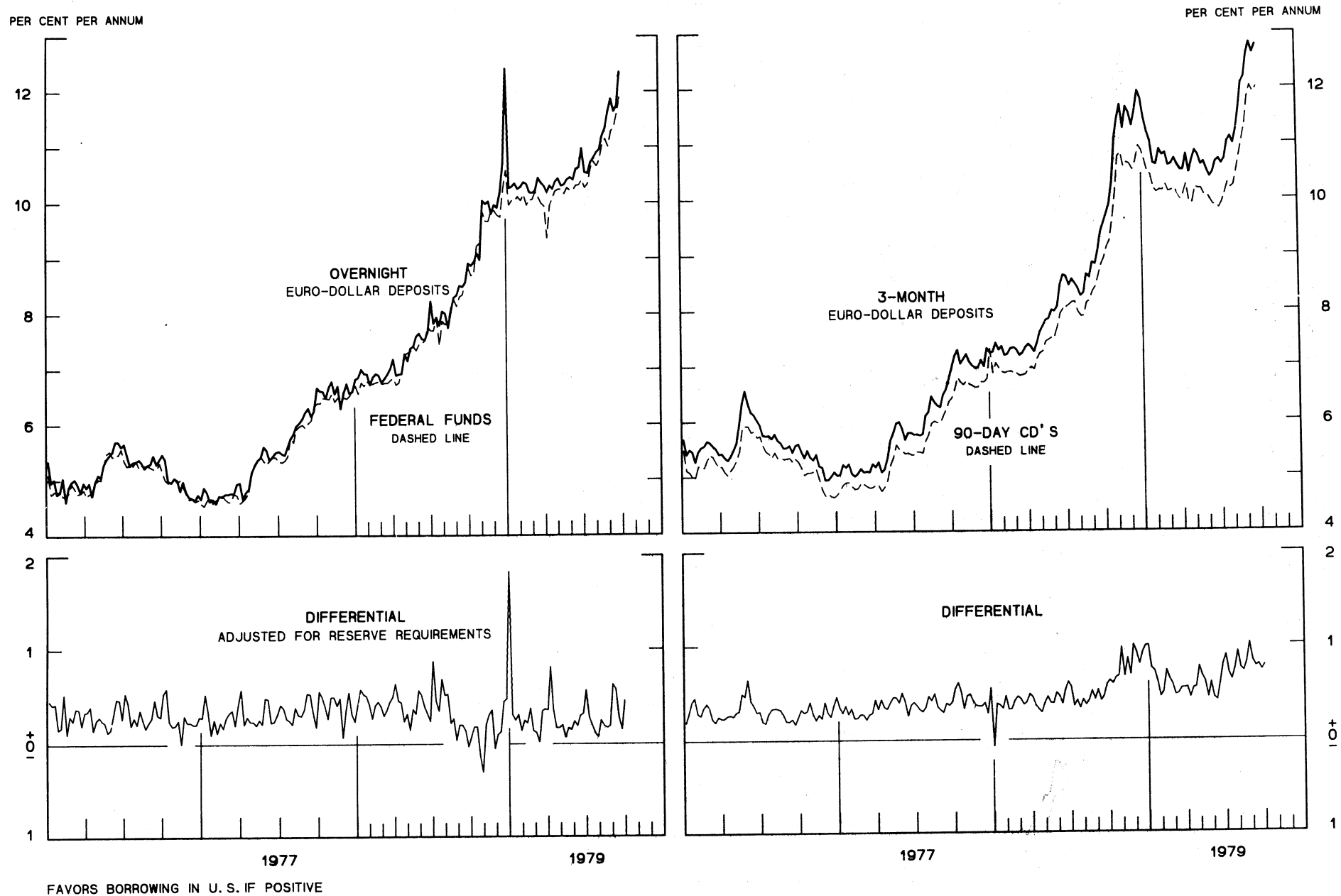
1977

1979

1977

1979

CHART 7
SELECTED EURO-DOLLAR AND U. S. MONEY MARKET RATES
 AVERAGES FOR WEEK ENDING WEDNESDAY

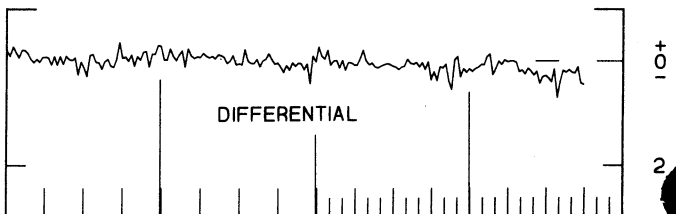
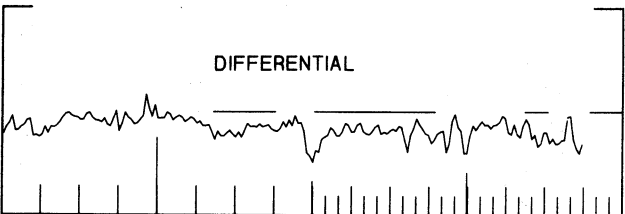
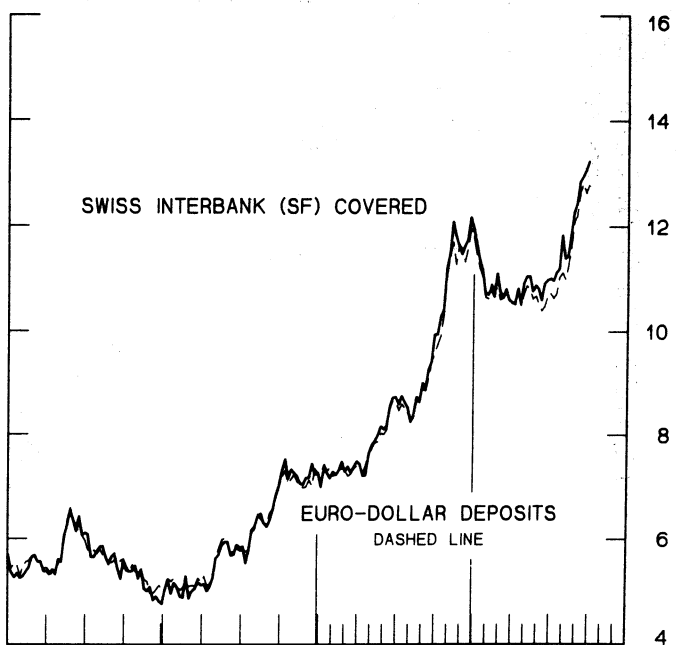
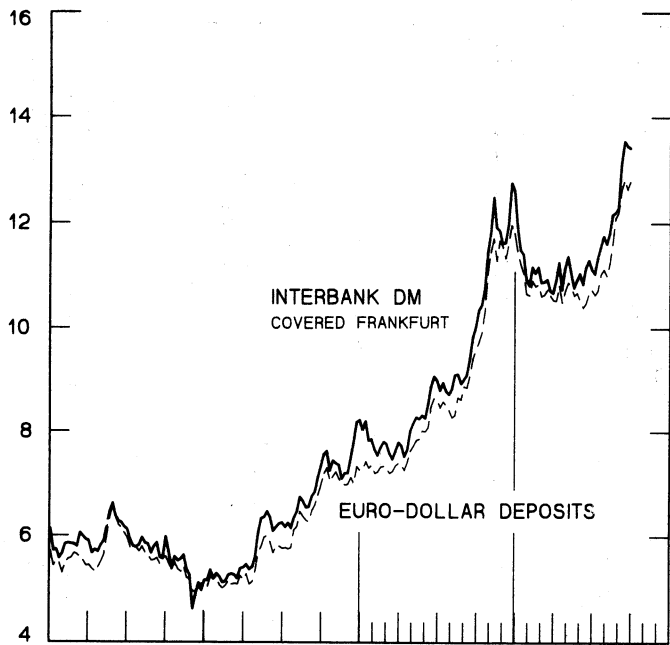
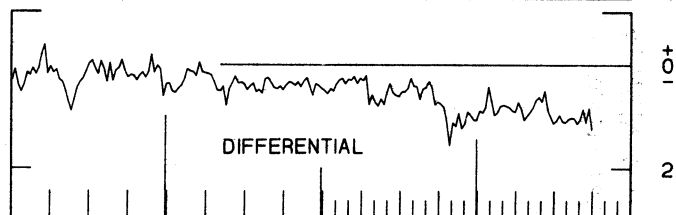
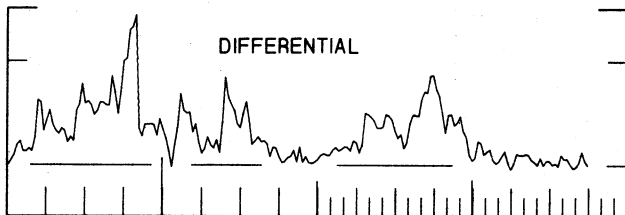
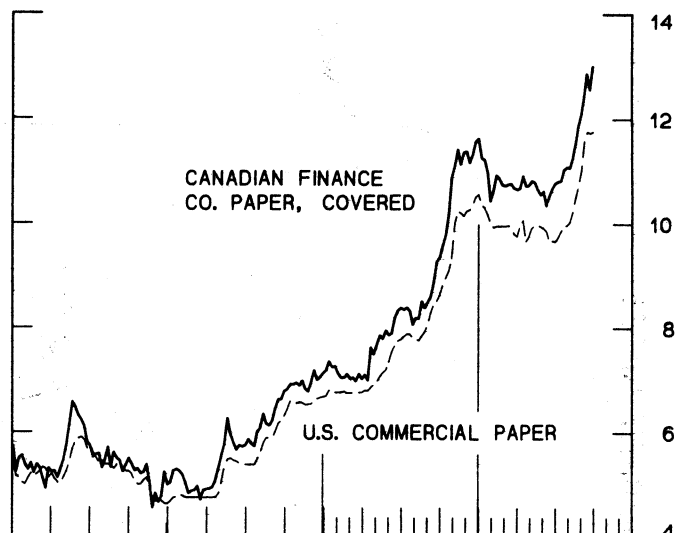
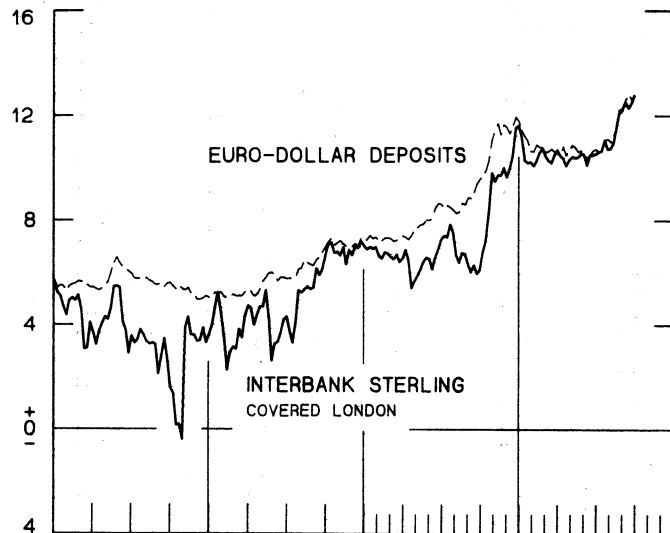


INTEREST ARBITRAGE: 3-MONTH FUNDS

DIFFERENTIAL: PLUS(+), INDICATES FAVOR DOLLAR ASSETS
AVERAGES FOR WEEK ENDING WEDNESDAY

PER CENT PER ANNUM

PER CENT PER ANNUM



1977

1979

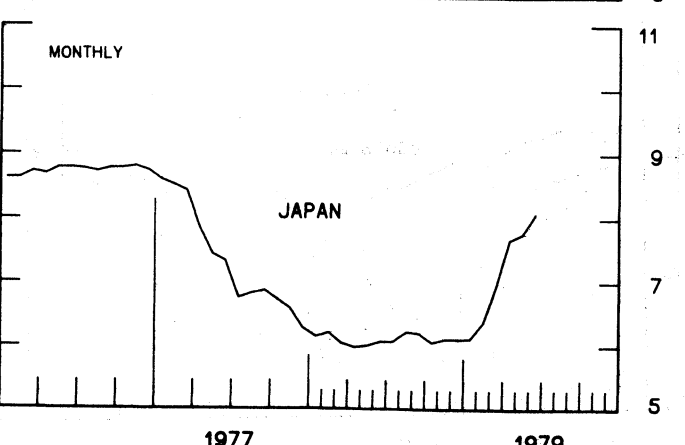
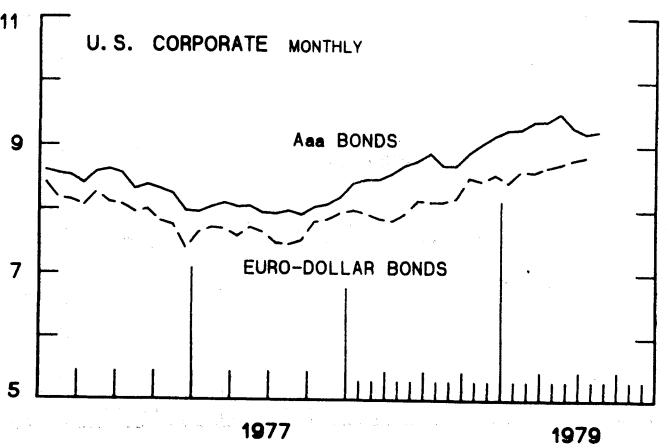
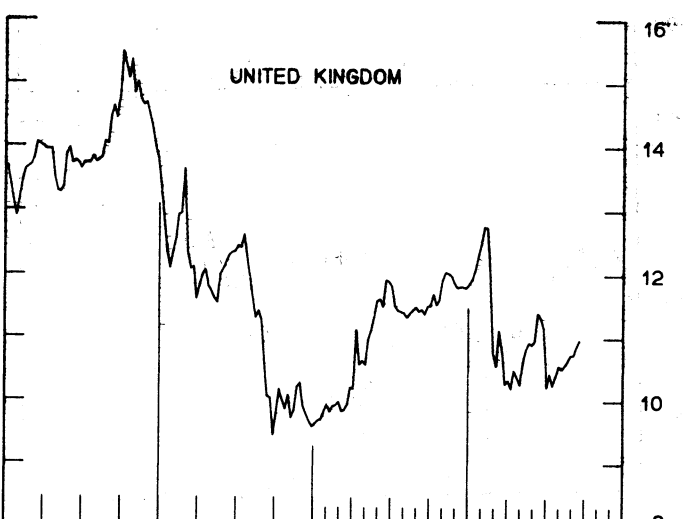
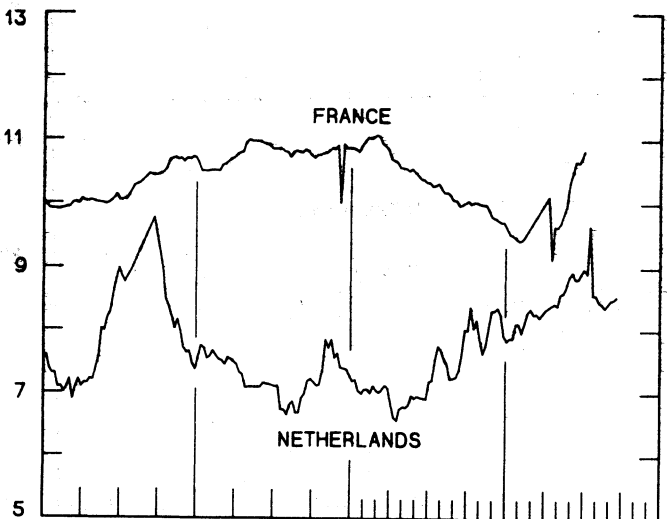
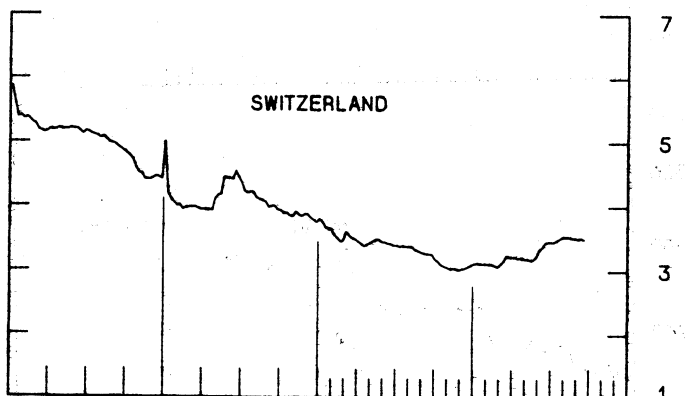
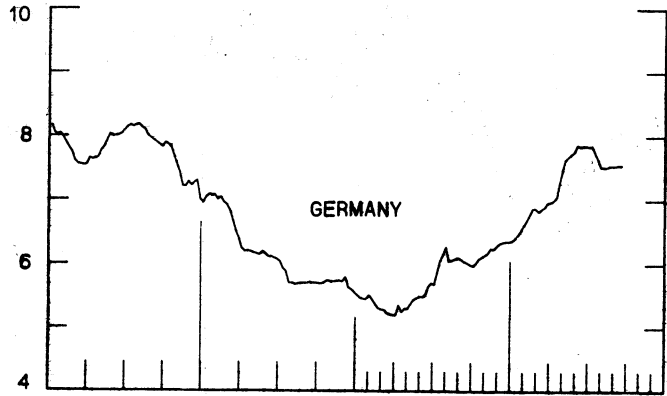
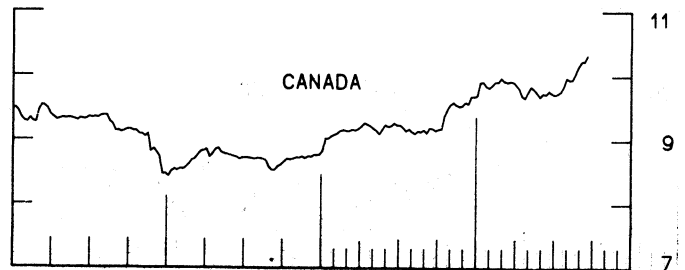
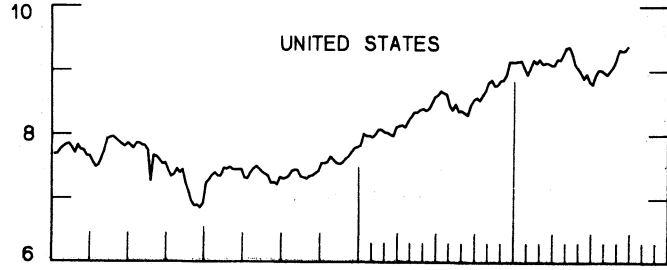
1977

1979

CHART 9
LONG-TERM GOVERNMENT BOND YIELDS
 WEEKLY SERIES

PER CENT PER ANNUM

PER CENT PER ANNUM



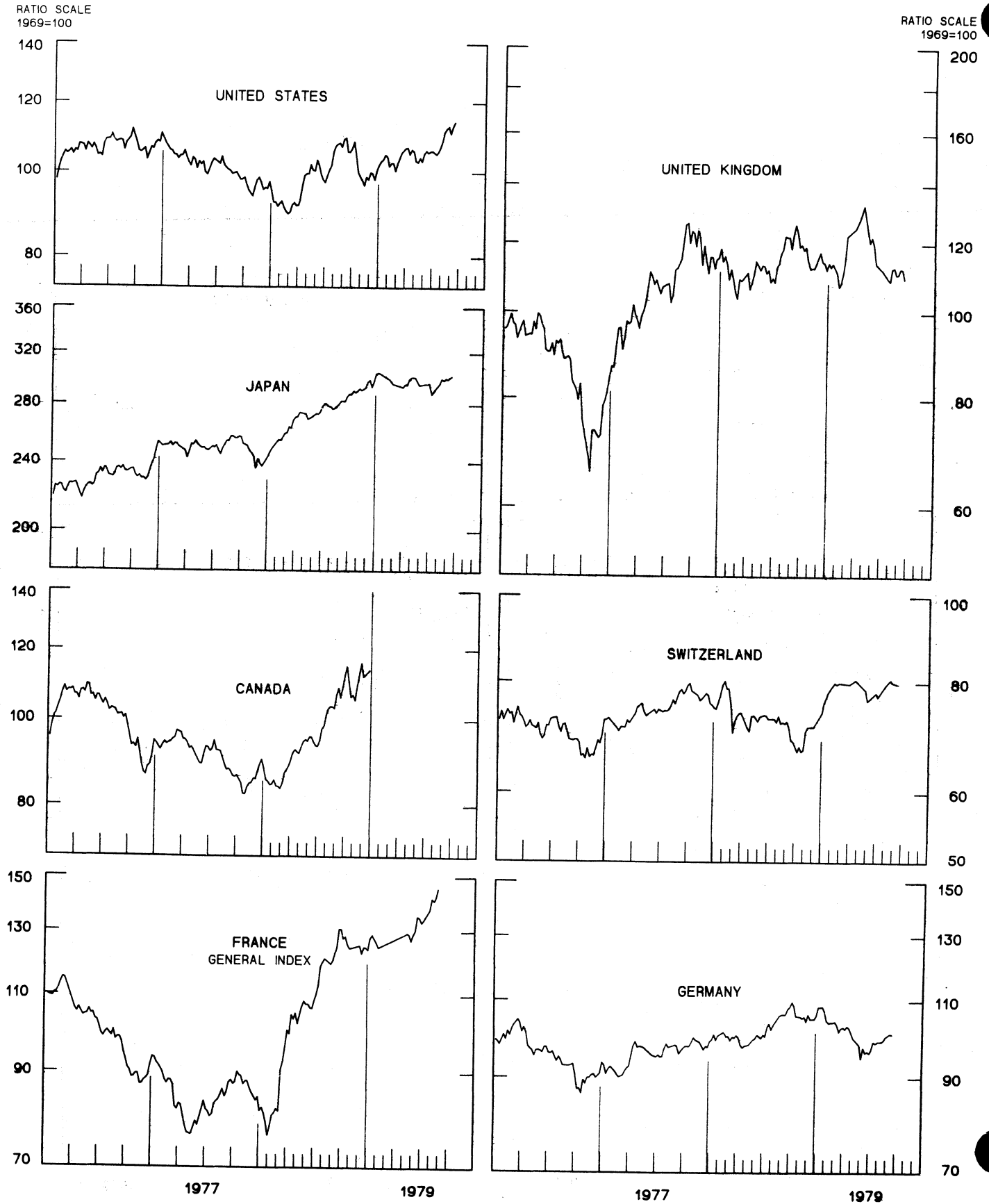
1977

1979

1977

1979

CHART 10
INDUSTRIAL STOCK INDICES
 WEEKLY SERIES



SERIES NAME

LAST VALUE PLOTTED
DATE VALUE

CHART 1. SPOT EXCHANGE RATES AND INDICES

WEEKLY AVERAGES, NOON BUYING RATES (U.S. CENTS)

GERMAN MARK	OCT.	3	57.12
JAPANESE YEN	OCT.	3	0.44551
DUTCH GUILDER	OCT.	3	51.53
U.K. POUND	OCT.	3	219.43
CANADIAN DOLLAR	OCT.	3	86.07
FRENCH FRANC	OCT.	3	24.31
SWISS FRANC	OCT.	3	63.93
BELGIAN FRANC	OCT.	3	3.53578
ITALIAN LIRA	OCT.	3	0.12415

INDICES, MARCH 1973 BASE RATES = 100

GERMAN MARK	OCT.	3	160.69
JAPANESE YEN	OCT.	3	116.65
DUTCH GUILDER	OCT.	3	147.93
U.K. POUND	OCT.	3	88.75
CANADIAN DOLLAR	OCT.	3	85.79
FRENCH FRANC	OCT.	3	109.54
SWISS FRANC	OCT.	3	205.68
BELGIAN FRANC	OCT.	3	139.33
ITALIAN LIRA	OCT.	3	70.53

WEIGHTED AVERAGE EXCHANGE VALUE INDICES, MAR 1973 = 100
(G-10 COUNTRIES PLUS SWITZERLAND)

U.S. DOLLAR	OCT.	3	85.68
GERMAN MARK	OCT.	3	152.72
JAPANESE YEN	OCT.	3	103.61
DUTCH GUILDER	OCT.	3	133.62
U.K. POUND	OCT.	3	76.64
CANADIAN DOLLAR	OCT.	3	74.37
FRENCH FRANC	OCT.	3	96.81
SWISS FRANC	OCT.	3	185.67
BELGIAN FRANC	OCT.	3	124.89
ITALIAN LIRA	OCT.	3	60.31
SWEDISH KRONA	OCT.	3	94.66

CHART 2. 3-MONTH FORWARD EXCHANGE RATES, PREMIUM OR DISCOUNT

CANADIAN DOLLAR	OCT.	3	0.94
U.K. POUND	OCT.	3	-1.21
GERMAN MARK	OCT.	3	5.27
FRENCH FRANC	OCT.	3	-0.37
SWISS FRANC	OCT.	3	11.52
DUTCH GUILDER	OCT.	3	3.28
JAPANESE YEN	OCT.	3	5.72
ITALIAN LIRA	OCT.	3	-2.28

SERIES NAME

LAST VALUE PLOTTED
DATE VALUE

CHART 3. GOLD PRICE IN LONDON, AFTERNOON FIXING

U.S. DOLLARS PER FINE OUNCE OCT. 3 407.10

CHART 4. CALL MONEY RATES

U.S. FEDERAL FUNDS	OCT. 3	11.91
OVERNIGHT EURO-DOLLAR DEPOSITS	OCT. 3	12.37
U.K. 2-DAY LOCAL AUTHORITY DEPOSITS	SEPT. 28	14.00
CANADA	SEPT. 28	9.85
GERMANY	SEPT. 28	5.75
EURO-DM	SEPT. 28	5.97
JAPAN	SEPT. 28	6.88
FRANCE	SEPT. 28	11.50
NETHERLANDS	SEPT. 21	8.10
EURO-SWISS FRANC	SEPT. 28	0.09

CHART 5. 3-MONTH INTEREST RATES

U.S. 90-DAY CD'S, SECONDARY MARKET	OCT. 3	12.01
GERMAN INTERBANK LOAN	OCT. 3	8.04
JAPANESE BANK LOANS & DISCOUNTS	OCT. 3	6.92
CANADIAN FINANCE PAPER	OCT. 3	12.05
INTERBANK STERLING	OCT. 3	14.05
SWISS INTERBANK LOAN	OCT. 3	1.67
WEIGHTED AVERAGE FOREIGN INTEREST RATE (G-10 COUNTRIES PLUS SWITZERLAND)	OCT. 3	9.25

CHART 6. EURO-DOLLAR DEPOSIT RATES: LONDON

OVERNIGHT	OCT. 3	12.37
7-DAY	OCT. 3	11.76
1-MONTH	OCT. 3	12.45
3-MONTH	OCT. 3	12.79
6-MONTH	OCT. 3	12.82
1-YEAR	OCT. 3	12.23

CHART 7. SELECTED EURO-DOLLAR AND U.S. MONEY MARKET RATES

OVERNIGHT EURO-DOLLAR DEPOSITS	OCT. 3	12.37
U.S. FEDERAL FUNDS	OCT. 3	11.91
DIFFERENTIAL ADJ. FOR RESERVE REQUIREMENTS	OCT. 3	0.46
3-MONTH EURO-DOLLAR DEPOSIT RATE	OCT. 3	12.79
U.S. 90-DAY CD'S, SECONDARY MARKET	OCT. 3	12.01
DIFFERENTIAL	OCT. 3	0.78

SERIES NAME

LAST VALUE PLOTTED
DATE VALUE

CHART 8. INTEREST ARBITRAGE, 3-MONTH FUNDS

EURO-DOLLAR DEPOSIT	OCT. 3	12.79
INTERBANK STERLING (LONDON), COVERED	OCT. 3	12.80
DIFFERENTIAL	OCT. 3	-0.01
U.S. COMMERCIAL PAPER	OCT. 3	11.77
CANADIAN FINANCE PAPER, COVERED	OCT. 3	13.02
DIFFERENTIAL	OCT. 3	-1.25
EURO-DOLLAR DEPOSIT	OCT. 3	12.79
INTERBANK DM (FRANKFURT), COVERED	OCT. 3	13.41
DIFFERENTIAL	OCT. 3	-0.62
EURO-DOLLAR DEPOSIT	OCT. 3	12.79
SWISS INTERBANK, COVERED	OCT. 3	13.24
DIFFERENTIAL	OCT. 3	-0.45

CHART 9. LONG TERM GOVERNMENT BOND YIELDS

UNITED STATES	SEPT. 28	9.38
GERMANY	SEPT. 21	7.54
JAPAN (MONTHLY)	JUNE	8.07
SWITZERLAND	SEPT. 21	3.49
CANADA	SEPT. 21	10.32
FRANCE	JULY 6	10.83
NETHERLANDS	SEPT. 21	8.53
UNITED KINGDOM	SEPT. 21	10.97

U.S. CORPORATE

AAA BONDS	AUG.	9.23
EURO-DM BONDS	DEC.	6.63
EURO-DOLLAR BONDS	JULY	8.83

CHART 10. INDUSTRIAL STOCK INDICES

UNITED STATES	SEPT. 21	114.44
JAPAN	SEPT. 21	302.07
CANADA	DEC. 29	113.81
FRANCE	AUG. 31	145.52
UNITED KINGDOM	SEPT. 21	109.65
SWITZERLAND	SEPT. 21	79.82
GERMANY	SEPT. 21	100.91



FEDERAL RESERVE statistical release

H.10(512)

OCTOBER 10, 1979

FOREIGN EXCHANGE RATES

FOR THE WEEK ENDING OCTOBER 5, 1979

The Board of Governors of the Federal Reserve System is advised that the Federal Reserve Bank of New York has certified for customs purposes the following noon buying rate in New York City for cable transfers payable in foreign currencies:

COUNTRY	MONETARY UNIT	(RATE U.S. CENTS)				
		OCT. 1	OCT. 2	OCT. 3	OCT. 4	OCT. 5
AUSTRALIA	DOLLAR	112.6600	112.5800	112.6100	112.6500	112.5200
AUSTRIA	SCHILLING	7.99041	7.94597	7.91139	7.86009	7.88799
BELGIUM	FRANC	3.55619	3.52609	3.52858	3.50508	3.51741
CANADA	DOLLAR	86.1401	86.1327	85.9550	85.8517	85.7192
DENMARK	KRONE	19.6464	19.4326	19.5122	19.4062	19.4175
FINLAND	MARKKA	26.9106	26.9324	26.8492	26.8492	26.8061
FRANCE	FRANC	24.4888	24.2571	24.1838	24.1080	24.1896
GERMANY	D. MARK	57.5043	57.0776	56.7698	56.7054	56.8893
INDIA	RUPEE	12.3600	12.3600	12.3800	12.3800	12.3100
IRELAND	POUND	213.6500	214.0000	212.5000	211.7000	211.7200
ITALY	LIRA	0.12480	0.12376	0.12372	0.12281	0.12252
JAPAN	YEN	0.44395	0.44375	0.44553	0.44763	0.44613
MALAYSIA	DOLLAR	46.5116	46.5333	46.4900	46.4900	46.5224
MEXICO	PESO	4.3879	4.3879	4.3879	4.3879	4.3860
NETHERLANDS	GUILDER	51.8135	51.4668	51.2164	50.9944	51.2820
NEW ZEALAND	DOLLAR	100.0000	100.1000	100.0000	100.0500	99.9000
NORWAY	KRONE	20.6292	20.5255	20.5867	20.3500	20.3542
PORTUGAL	ESCUDO	2.0408	2.0408	2.0263	2.0263	2.0263
SOUTH AFRICA	RAND	121.3000	121.0000	121.0000	121.0000	121.0000
SPAIN	PESETA	1.5142	1.5135	1.5138	1.5138	1.5133
SRI LANKA	RUPEE	6.4000	6.4000	6.4000	6.4000	6.4000
SWEDEN	KRONA	24.2424	24.1167	24.1692	23.9981	24.0442
SWITZERLAND	FRANC	64.5995	63.9386	63.2111	63.1313	63.2911
UNITED KINGDOM	POUND	219.2500	219.1200	218.3000	218.6000	217.8000