

5-440

(516/517)

---

DATA FILE  
LIBRARY  
FEDERAL RESERVE BANK  
OF CHICAGO

LIBRARY  
SEP 24 1979  
FEDERAL RESERVE  
BANK OF CHICAGO

# Selected Interest & Exchange Rates

## Weekly Series of Charts

September 17, 1979

Prepared by the  
FINANCIAL MARKETS  
SECTION

DIVISION OF  
INTERNATIONAL FINANCE

BOARD OF GOVERNORS  
FEDERAL RESERVE SYSTEM  
Washington, D.C. 20551

---

# Table of Contents

## **TABLES**

- 1. LATEST FIGURES PLOTTED**
- 2. DAILY CERTIFIED SPOT EXCHANGE RATES-- H.10 RELEASE**

## **CHARTS**

- 1. SPOT EXCHANGE RATE INDICES**
- 2. 3-MONTH FORWARD EXCHANGE RATES**
- 3. GOLD PRICE--LONDON**
- 4. CALL MONEY RATES**
- 5. 3-MONTH INTEREST RATES**
- 6. EURO-DOLLAR DEPOSIT RATES**
- 7. SELECTED EURO-DOLLAR AND U.S. MONEY MARKET RATES**
- 8. INTEREST ARBITRAGE: 3-MONTH FUNDS**
- 9. LONG-TERM GOVERNMENT BOND YIELDS**
- 10. INDUSTRIAL STOCK INDICES**

## **SUBSCRIPTION RATES:**


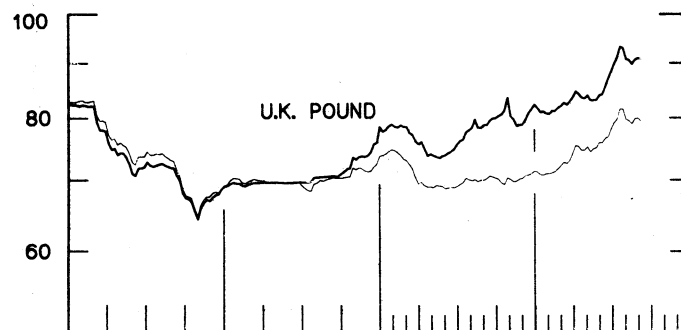
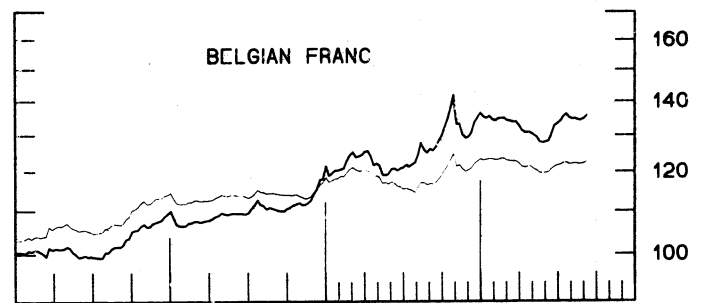
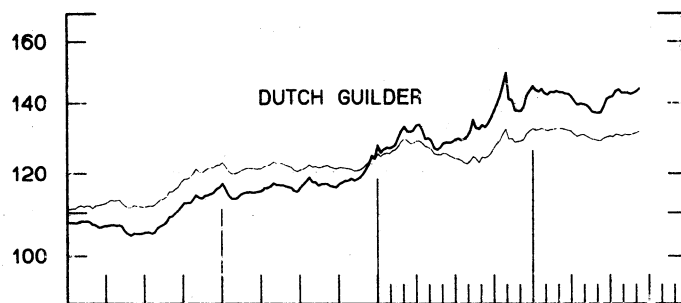
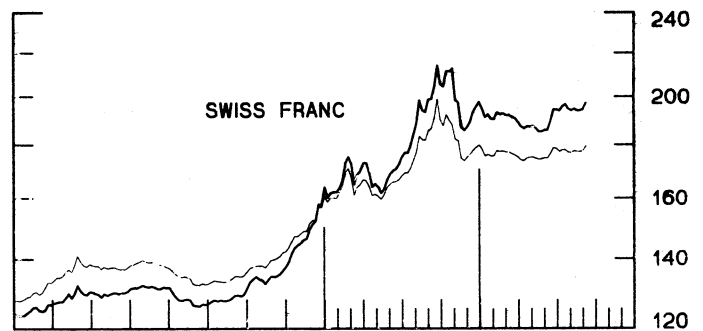
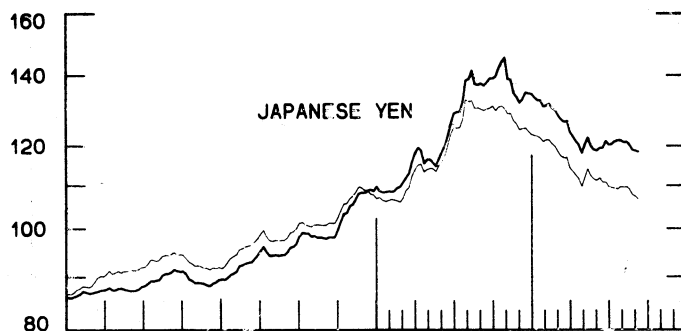
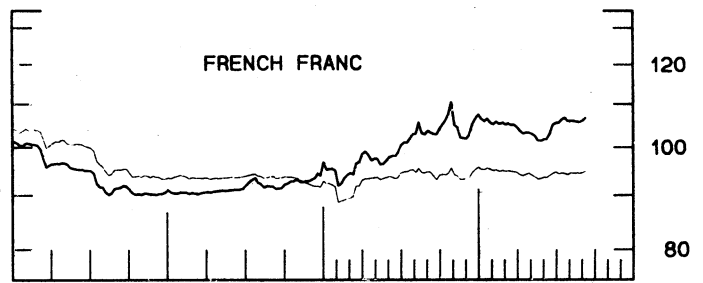
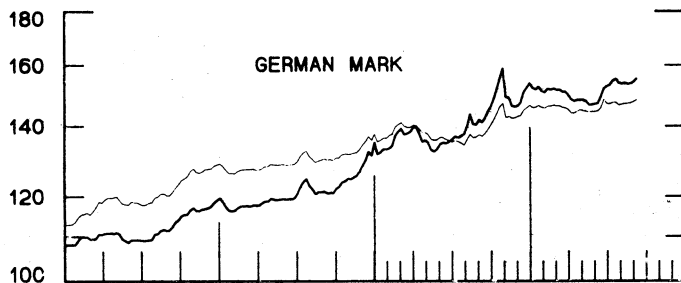
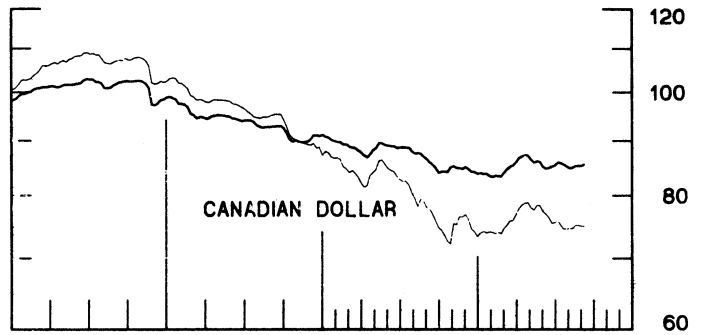
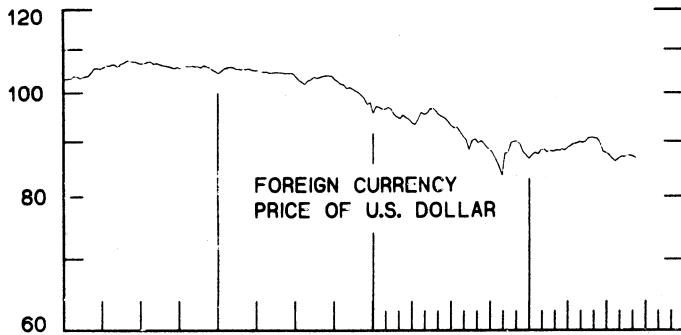
Weekly \$15.00 per year or \$.40 each in the United States, its possessions, Canada, and Mexico; 10 or more of the same issue to one address, \$13.50 per year or \$.35 each. Elsewhere, \$20.00 per year or \$.50 each. Address requests to Publications Services, Division of Administrative Services, and make payment remittance payable to the order of the Board of Governors of the Federal Reserve System in a form collectible at par in U.S. Currency.

# SPOT EXCHANGE INDICES

DOLLAR PRICES OF FOREIGN CURRENCIES AND WEIGHTED AVERAGE VALUES (THIN LINE)  
AVERAGES FOR WEEK ENDING WEDNESDAY

RATIO SCALE  
MARCH 1973=100

RATIO SCALE  
MARCH 1973=100



1977

1979

1977

1979

CHART 2  
**3-MONTH FORWARD EXCHANGE RATES**

PREMIUM (+) OR (-)  
 AVERAGES FOR WEEK ENDING WEDNESDAY

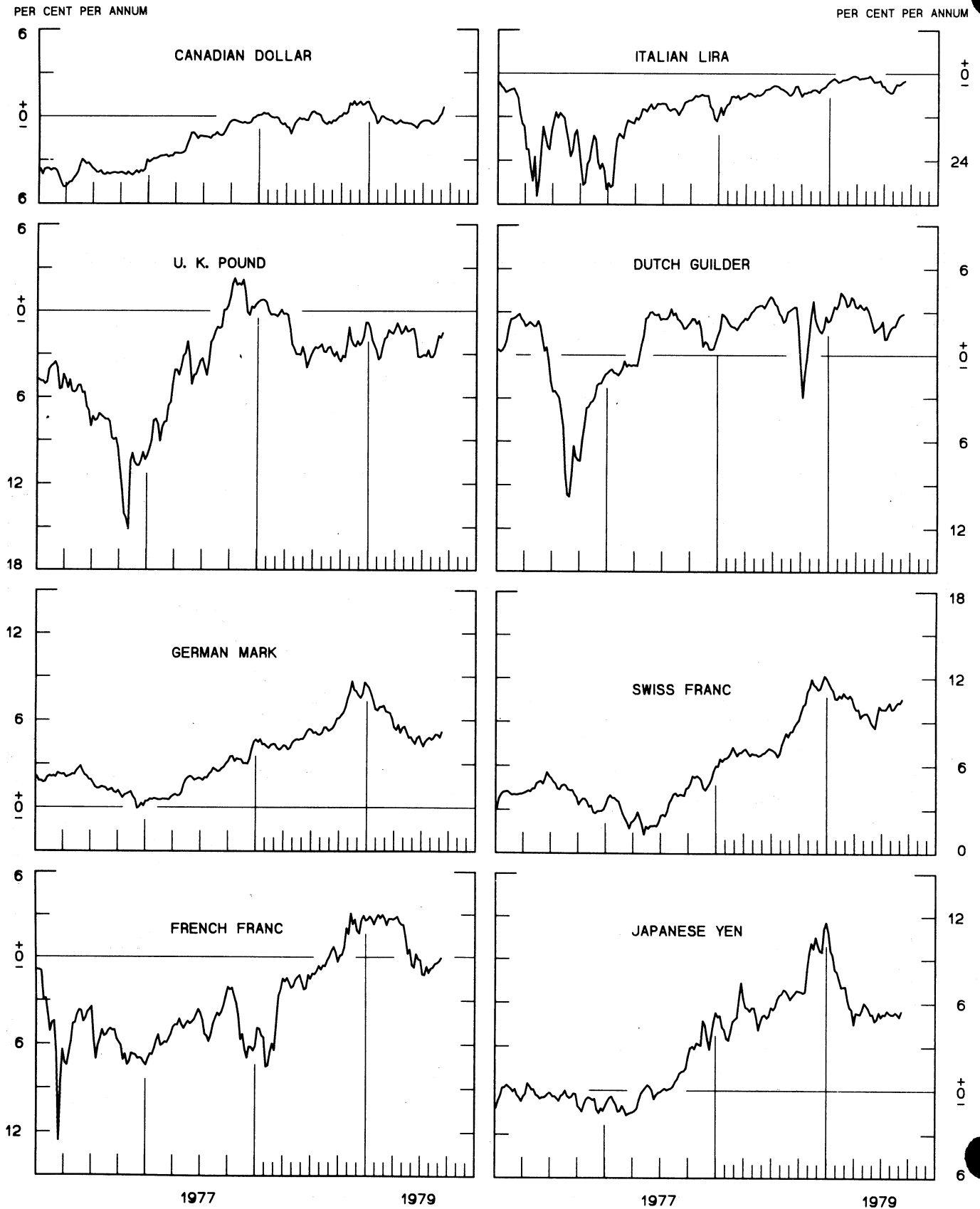


CHART 3  
PRICE OF GOLD IN LONDON  
AVERAGES FOR WEEK ENDING WEDNESDAY

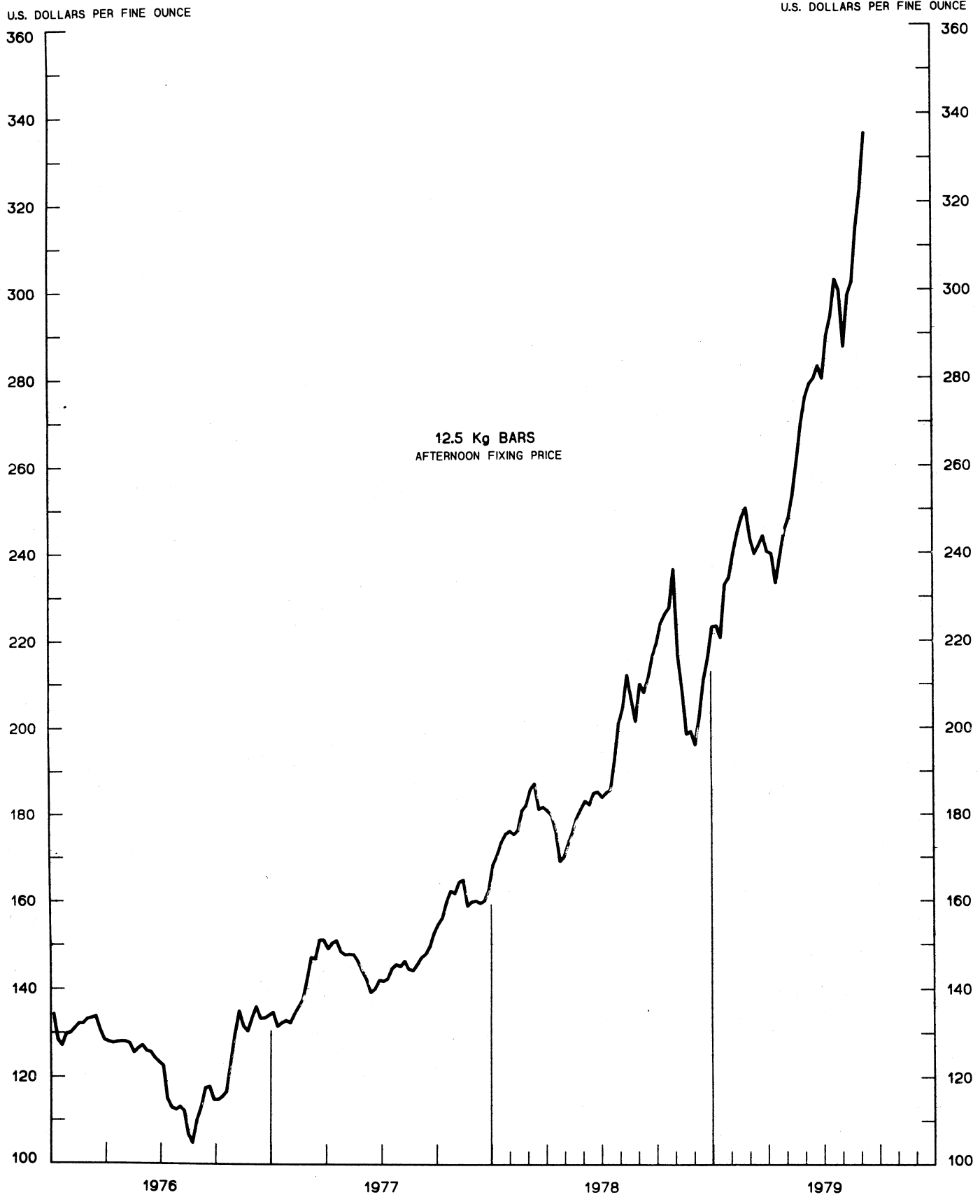


CHART 4  
**CALL MONEY RATES**  
 WEEKLY SERIES

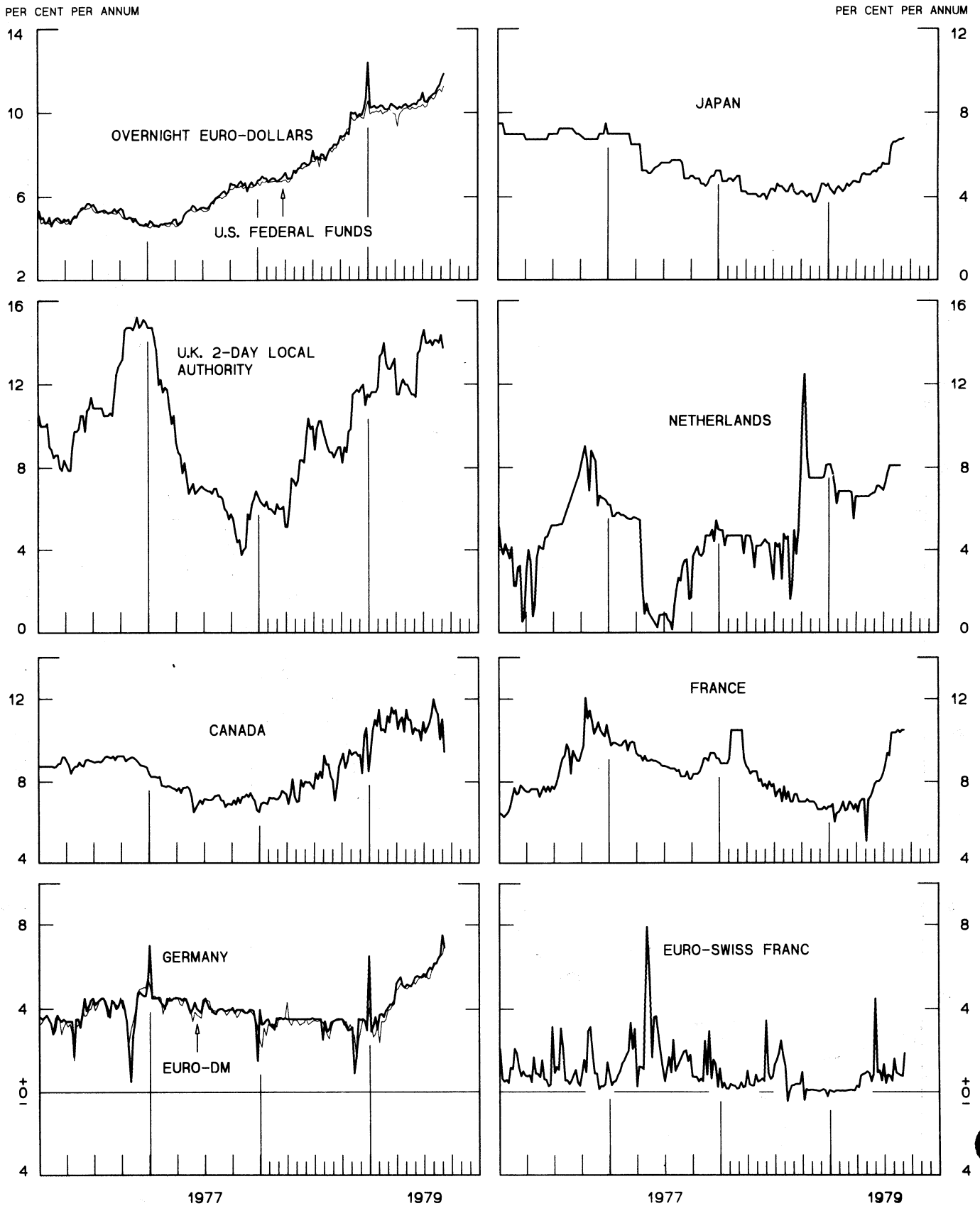


CHART 5  
**3-MONTH INTEREST RATES**  
 WEEKLY SERIES

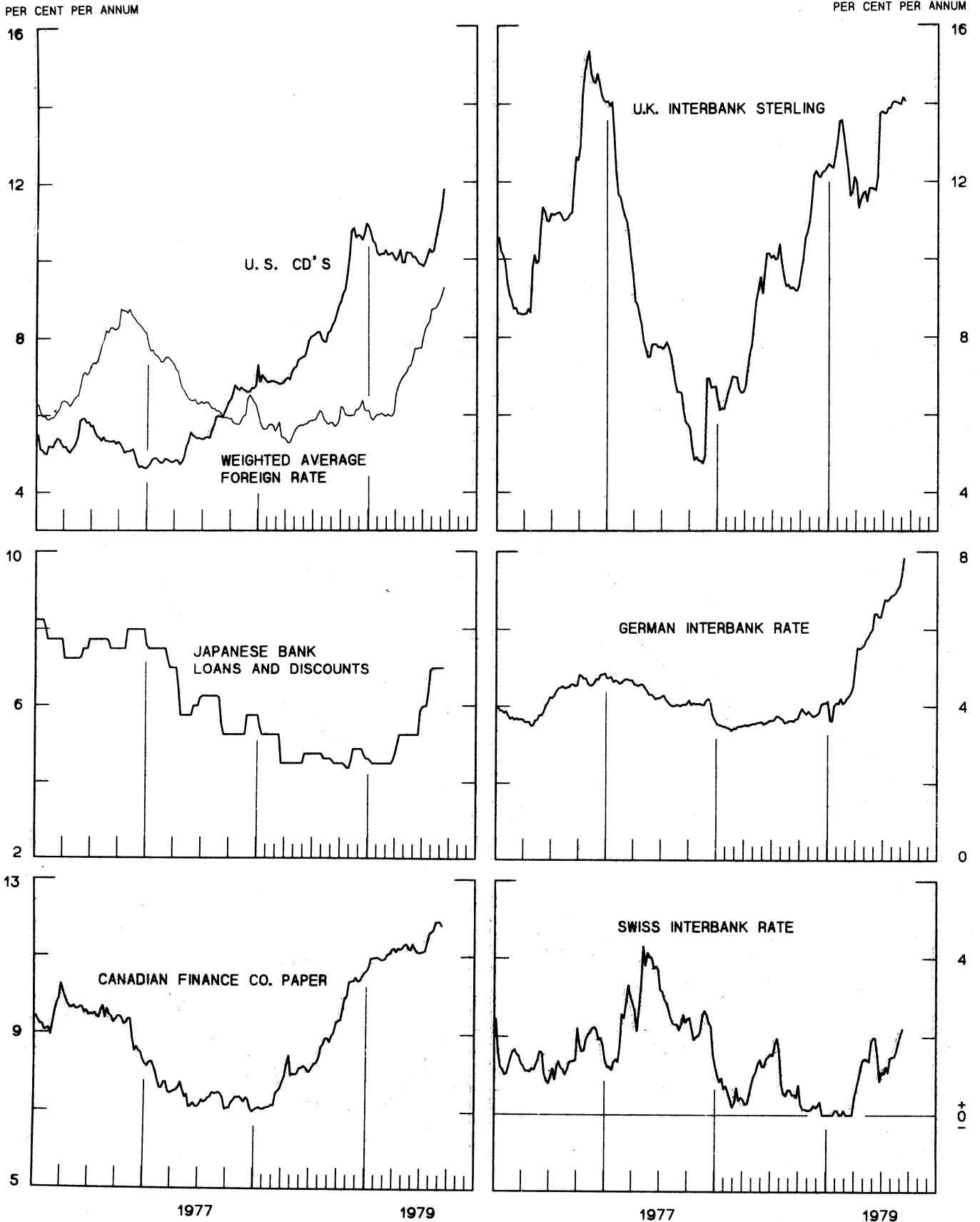


CHART 6  
EURO-DOLLAR DEPOSIT RATES LONDON  
AVERAGES FOR WEEK ENDING WEDNESDAY

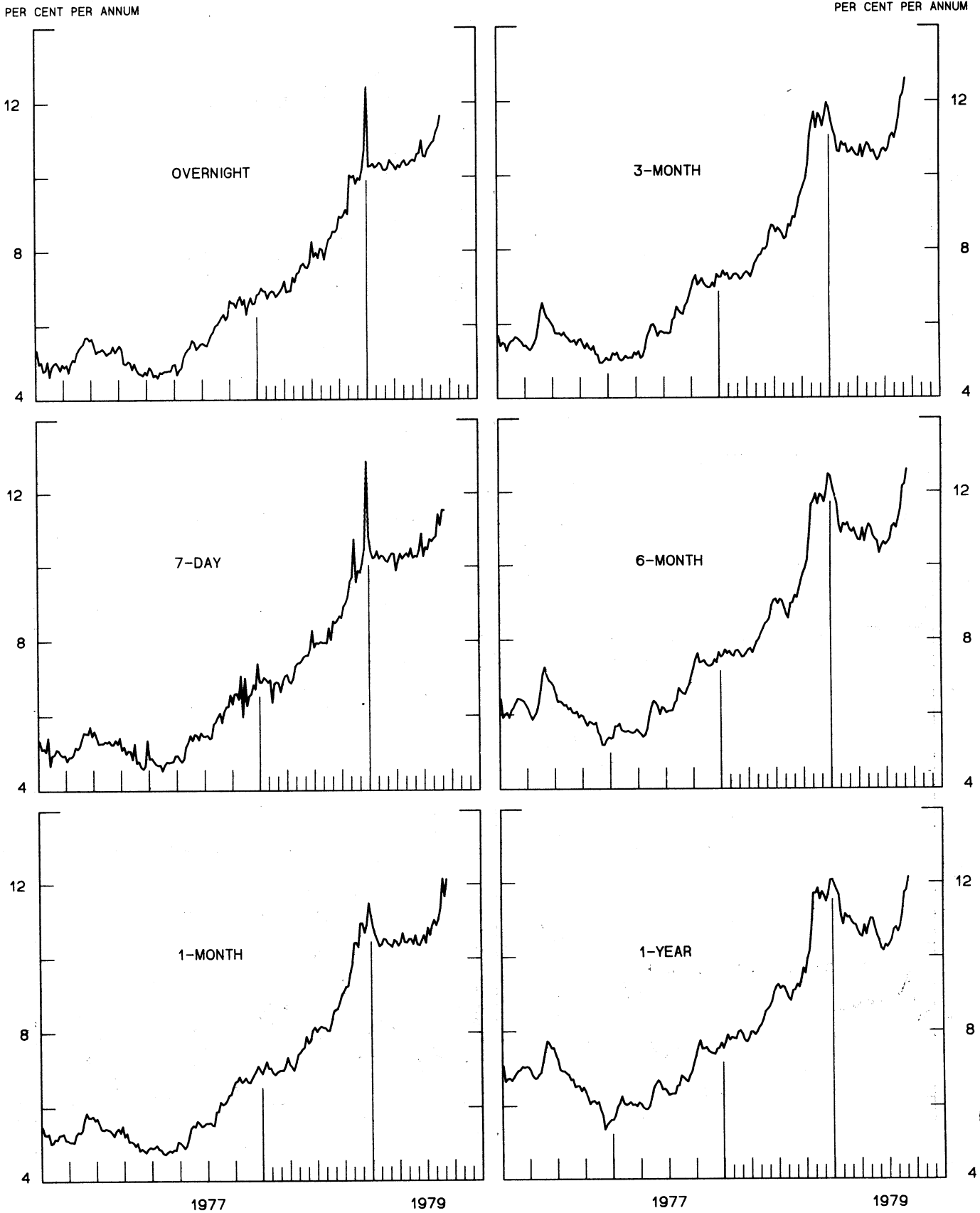
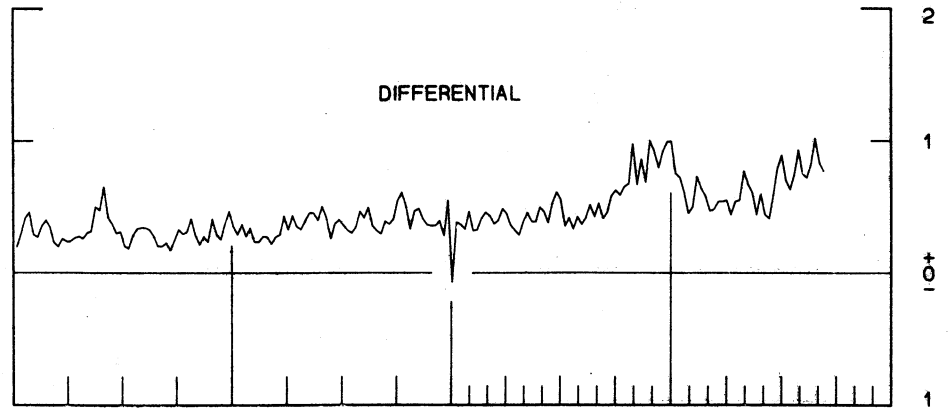
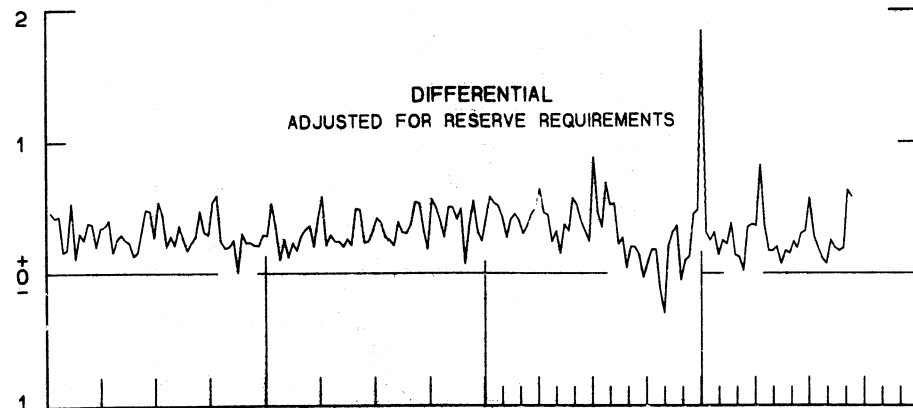
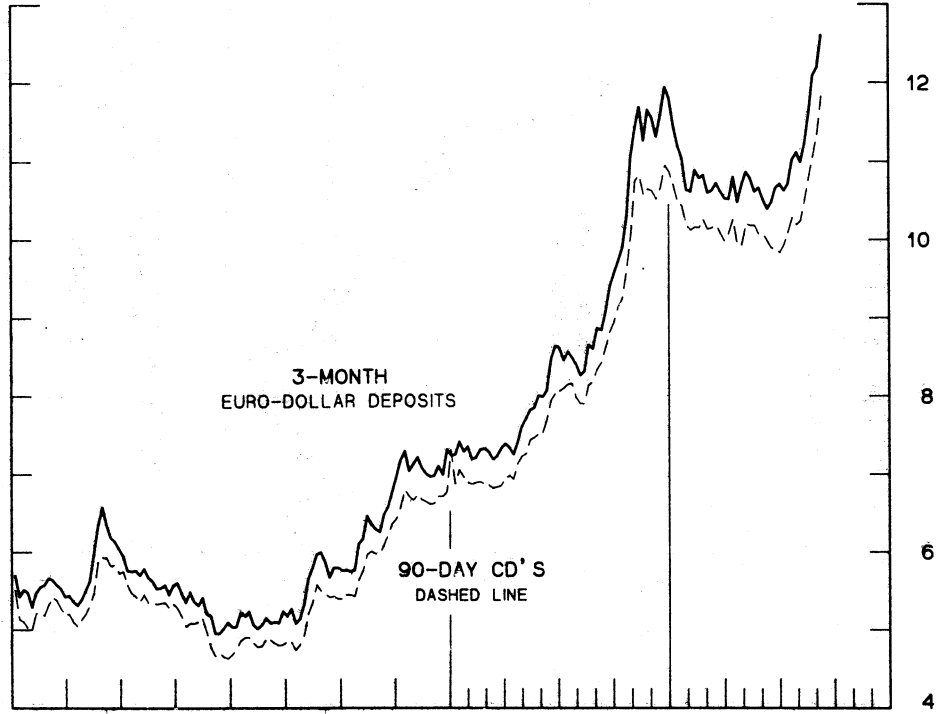
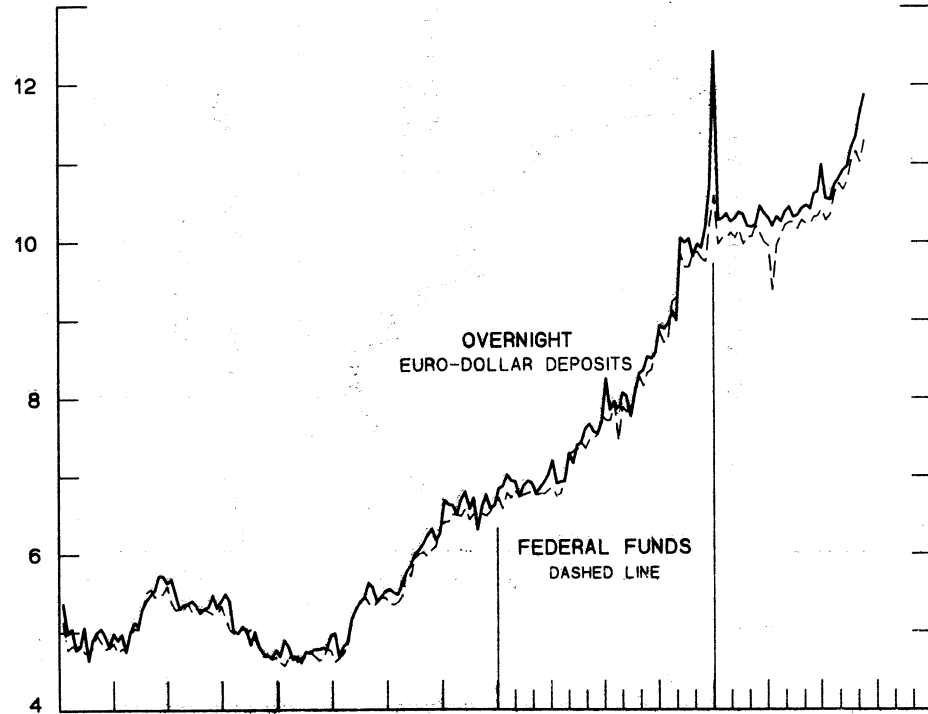




CHART 7  
**SELECTED EURO-DOLLAR AND U. S. MONEY MARKET RATES**  
 AVERAGES FOR WEEK ENDING WEDNESDAY

PER CENT PER ANNUM

PER CENT PER ANNUM



1977

1979

1977

1979

FAVORS BORROWING IN U. S. IF POSITIVE

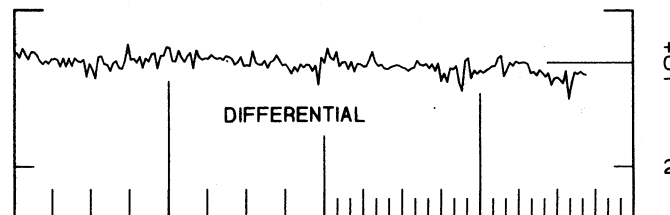
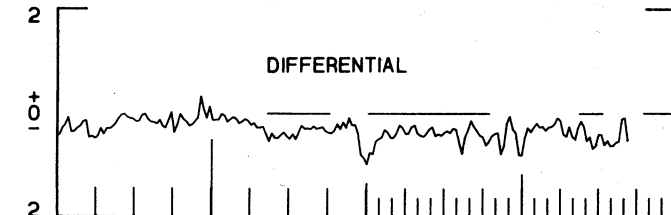
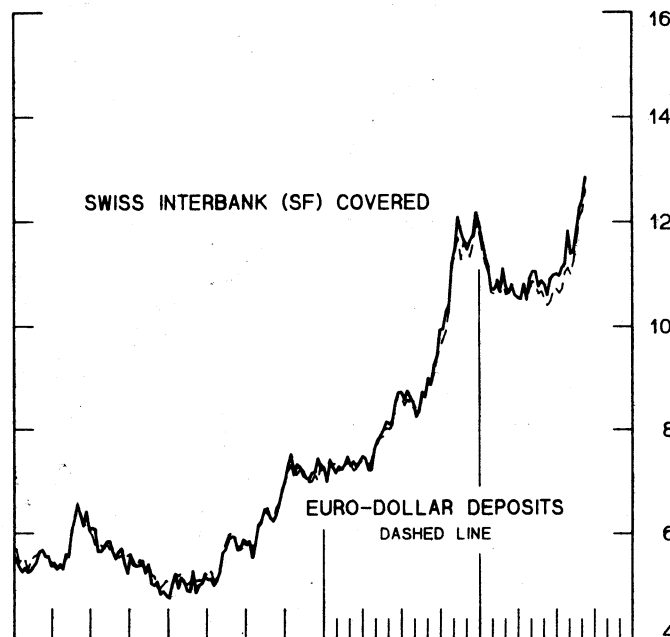
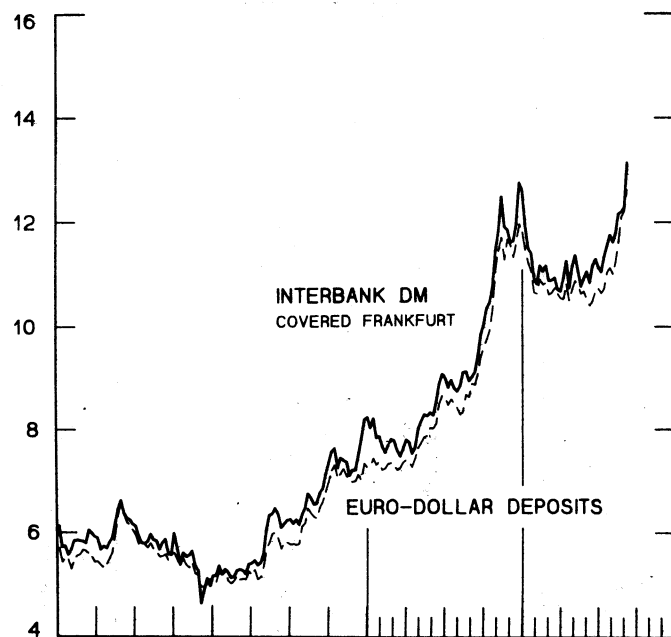
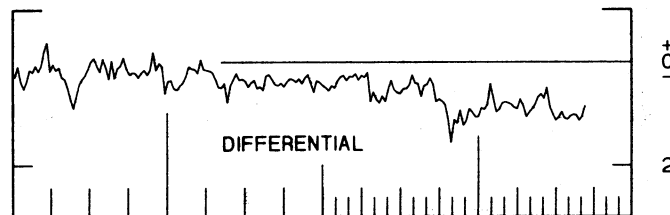
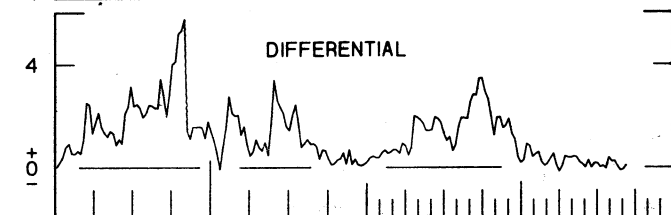
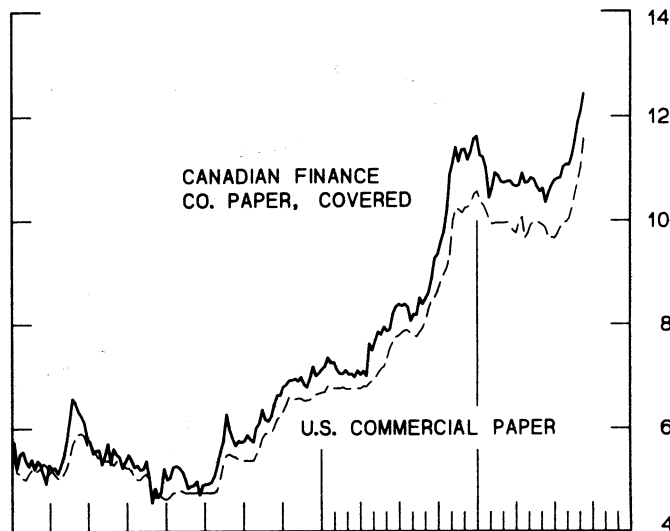
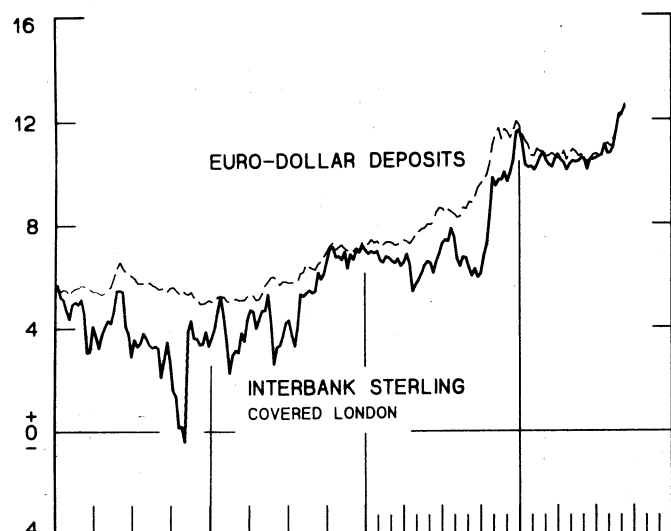
CHART 8

# INTEREST ARBITRAGE: 3-MONTH FUNDS

DIFFERENTIAL: PLUS(+), INDICATES FAVOR DOLLAR ASSETS  
AVERAGES FOR WEEK ENDING WEDNESDAY

PER CENT PER ANNUM

PER CENT PER ANNUM



1977

1979

1977

1979

CHART 9  
**LONG-TERM GOVERNMENT BOND YIELDS**  
 WEEKLY SERIES

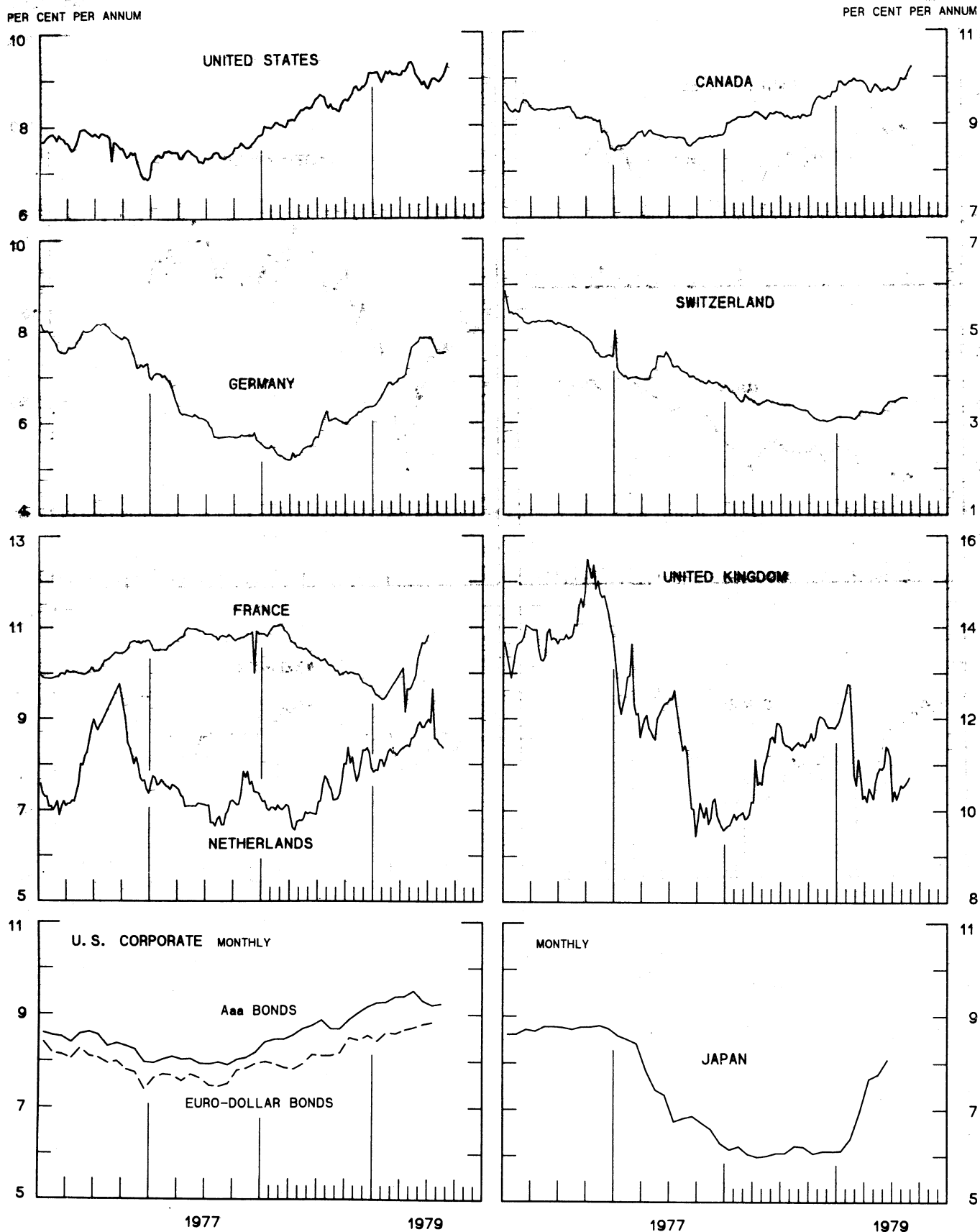
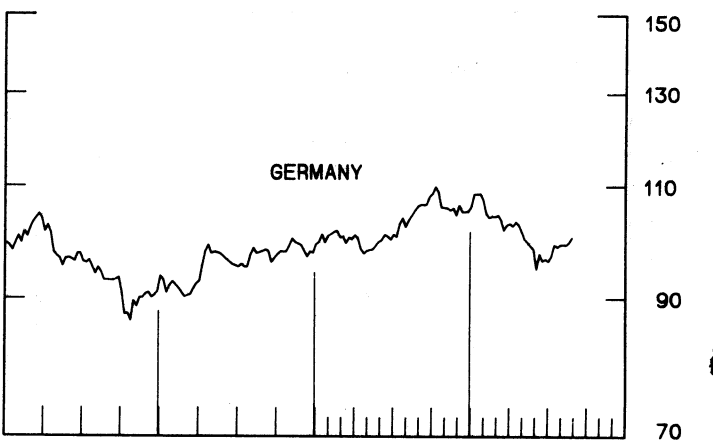
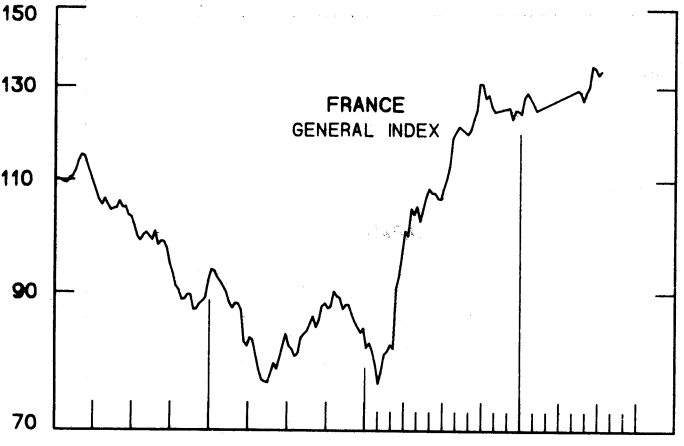
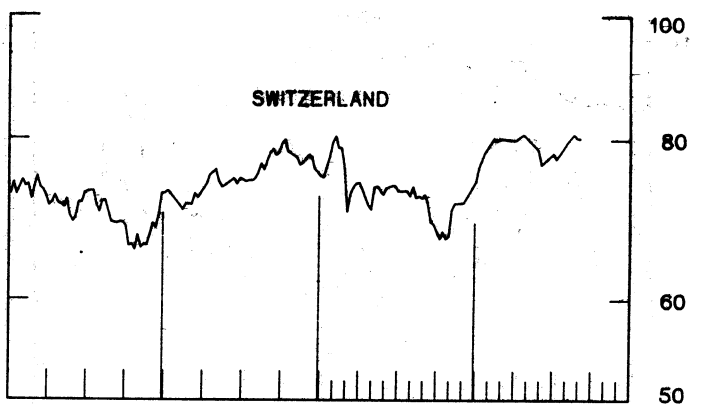
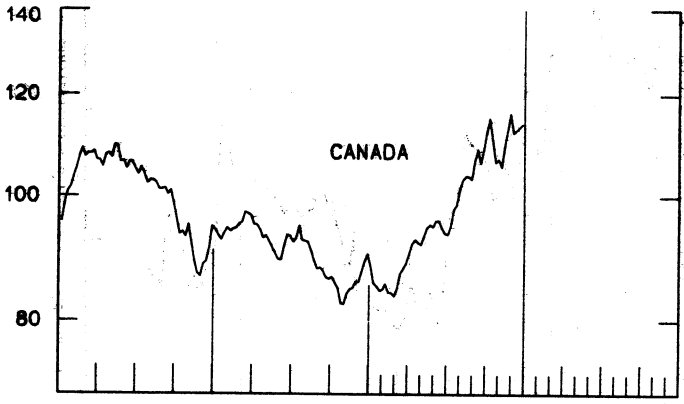
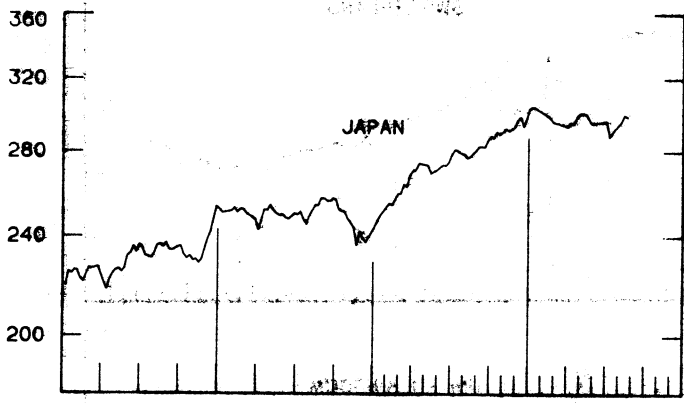
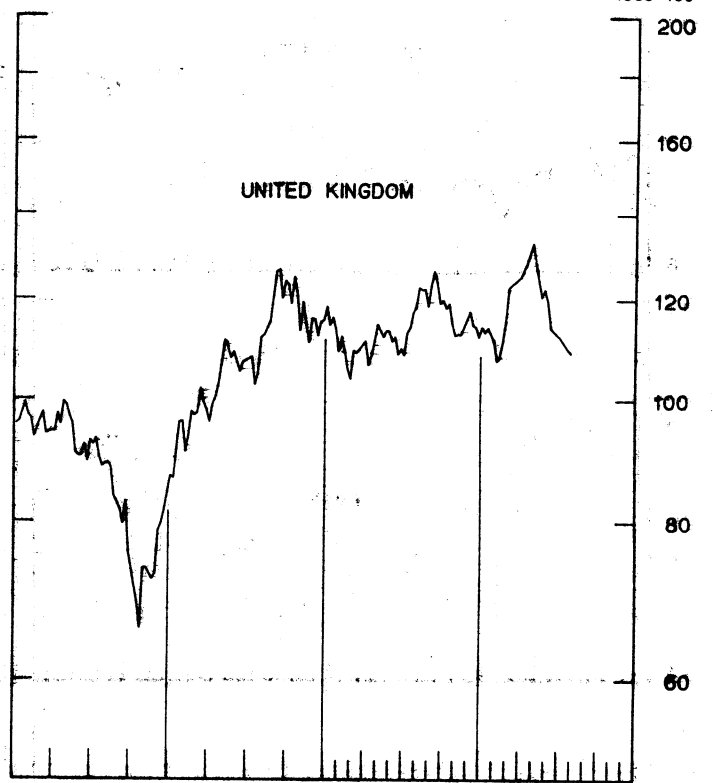
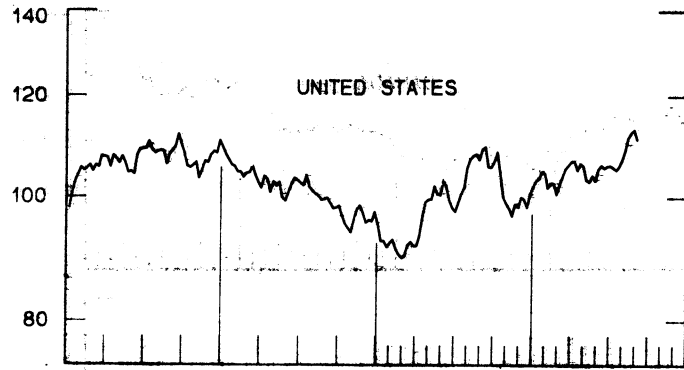


CHART 10  
**INDUSTRIAL STOCK INDICES**  
 WEEKLY SERIES

RATIO SCALE  
 1969=100

RATIO SCALE  
 1969=100



1977

1979

1977

1979

SERIES NAME

LAST VALUE PLOTTED  
DATE VALUE

CHART 1. SPOT EXCHANGE RATES AND INDICES

WEEKLY AVERAGES, NOON BUYING RATES (U.S. CENTS)

GERMAN MARK	SEPT. 12	55.22
JAPANESE YEN	SEPT. 12	0.45196
DUTCH GUILDER	SEPT. 12	50.29
U.K. POUND	SEPT. 12	224.12
CANADIAN DOLLAR	SEPT. 12	85.90
FRENCH FRANC	SEPT. 12	23.66
SWISS FRANC	SEPT. 12	61.29
BELGIAN FRANC	SEPT. 12	3.44175
ITALIAN LIRA	SEPT. 12	0.12307

INDICES, MARCH 1973 BASE RATES = 100

GERMAN MARK	SEPT. 12	155.35
JAPANESE YEN	SEPT. 12	118.34
DUTCH GUILDER	SEPT. 12	144.38
U.K. POUND	SEPT. 12	90.65
CANADIAN DOLLAR	SEPT. 12	85.61
FRENCH FRANC	SEPT. 12	106.62
SWISS FRANC	SEPT. 12	197.17
BELGIAN FRANC	SEPT. 12	135.62
ITALIAN LIRA	SEPT. 12	69.91

WEIGHTED AVERAGE EXCHANGE VALUE INDICES, MAR 1973 = 100  
(G-10 COUNTRIES PLUS SWITZERLAND)

U.S. DOLLAR	SEPT. 12	86.86
GERMAN MARK	SEPT. 12	148.33
JAPANESE YEN	SEPT. 12	106.65
DUTCH GUILDER	SEPT. 12	131.55
U.K. POUND	SEPT. 12	79.37
CANADIAN DOLLAR	SEPT. 12	75.06
FRENCH FRANC	SEPT. 12	94.92
SWISS FRANC	SEPT. 12	179.39
BELGIAN FRANC	SEPT. 12	122.63
ITALIAN LIRA	SEPT. 12	60.37
SWEDISH KRONA	SEPT. 12	94.17

CHART 2. 3-MONTH FORWARD EXCHANGE RATES, PREMIUM OR DISCOUNT

CANADIAN DOLLAR	SEPT. 12	0.62
U.K. POUND	SEPT. 12	-1.51
GERMAN MARK	SEPT. 12	5.19
FRENCH FRANC	SEPT. 12	-0.07
SWISS FRANC	SEPT. 12	10.57
DUTCH GUILDER	SEPT. 12	2.90
JAPANESE YEN	SEPT. 12	5.45
ITALIAN LIRA	SEPT. 12	-2.02

SERIES NAME	LAST VALUE PLOTTED	
	DATE	VALUE
<b>CHART 3. GOLD PRICE IN LONDON, AFTERNOON FIXING</b>		
U.S. DOLLARS PER FINE OUNCE	SEPT. 12	335.51
<b>CHART 4. CALL MONEY RATES</b>		
U.S. FEDERAL FUNDS	SEPT. 12	11.30
OVERNIGHT EURO-DOLLAR DEPOSITS	SEPT. 12	11.88
U.K. 2-DAY LOCAL AUTHORITY DEPOSITS	SEPT. 7	13.75
CANADA	SEPT. 7	9.44
GERMANY	SEPT. 7	6.90
EURO-DM	SEPT. 7	7.11
JAPAN	SEPT. 7	6.81
FRANCE	SEPT. 7	10.50
NETHERLANDS	AUG. 24	8.10
EURO-SWISS FRANC	SEPT. 7	1.86
<b>CHART 5. 3-MONTH INTEREST RATES</b>		
U.S. 90-DAY CD'S, SECONDARY MARKET	SEPT. 12	11.84
GERMAN INTERBANK LOAN	SEPT. 12	7.85
JAPANESE BANK LOANS & DISCOUNTS	SEPT. 12	7.00
CANADIAN FINANCE PAPER	SEPT. 12	11.80
INTERBANK STERLING	SEPT. 12	14.09
SWISS INTERBANK LOAN	SEPT. 12	2.22
WEIGHTED AVERAGE FOREIGN INTEREST RATE (G-10 COUNTRIES PLUS SWITZERLAND)	SEPT. 12	9.31
<b>CHART 6. EURO-DOLLAR DEPOSIT RATES: LONDON</b>		
OVERNIGHT	SEPT. 12	11.88
7-DAY	SEPT. 12	11.54
1-MONTH	SEPT. 12	12.14
3-MONTH	SEPT. 12	12.61
6-MONTH	SEPT. 12	12.61
1-YEAR	SEPT. 12	12.14
<b>CHART 7. SELECTED EURO-DOLLAR AND U.S. MONEY MARKET RATES</b>		
OVERNIGHT EURO-DOLLAR DEPOSITS	SEPT. 12	11.88
U.S. FEDERAL FUNDS	SEPT. 12	11.30
DIFFERENTIAL ADJ. FOR RESERVE REQUIREMENTS	SEPT. 12	0.58
3-MONTH EURO-DOLLAR DEPOSIT RATE	SEPT. 12	12.61
U.S. 90-DAY CD'S, SECONDARY MARKET	SEPT. 12	11.84
DIFFERENTIAL	SEPT. 12	0.77

SERIES NAME

LAST VALUE PLOTTED  
DATE VALUE

CHART 8. INTEREST ARBITRAGE, 3-MONTH FUNDS

EURO-DOLLAR DEPOSIT	SEPT. 12	12.61
INTERBANK STERLING (LONDON), COVERED	SEPT. 12	12.52
DIFFERENTIAL	SEPT. 12	0.09
U.S. COMMERCIAL PAPER	SEPT. 12	11.59
CANADIAN FINANCE PAPER, COVERED	SEPT. 12	12.44
DIFFERENTIAL	SEPT. 12	-0.85
EURG-DOLLAR DEPOSIT	SEPT. 12	12.61
INTERBANK DM (FRANKFURT), COVERED	SEPT. 12	13.14
DIFFERENTIAL	SEPT. 12	-0.53
EURO-DOLLAR DEPOSIT	SEPT. 12	12.61
SWISS INTERBANK, COVERED	SEPT. 12	12.85
DIFFERENTIAL	SEPT. 12	-0.24

CHART 9. LONG TERM GOVERNMENT BOND YIELDS

UNITED STATES	SEPT. 7	9.33
GERMANY	AUG. 31	7.53
JAPAN (MONTHLY)	JUNE	8.07
SWITZERLAND	AUG. 24	3.51
CANADA	SEPT. 7	10.23
FRANCE	JULY 6	10.83
NETHERLANDS	AUG. 24	8.36
UNITED KINGDOM	AUG. 31	10.73

U.S. CORPORATE

AAA BONDS	AUG.	9.23
EURO-DM BONDS	DEC.	6.63
EURO-DOLLAR BONDS	JULY	8.83

CHART 10. INDUSTRIAL STOCK INDICES

UNITED STATES	SEPT. 7	111.14
JAPAN	AUG. 24	298.71
CANADA	DEC. 29	113.81
FRANCE	JULY 13	133.90
UNITED KINGDOM	AUG. 3	108.98
SWITZERLAND	SEPT. 7	80.07
GERMANY	AUG. 31	100.28



# FEDERAL RESERVE statistical release

H.10(512)

SEPTEMBER 18, 1979

## FOREIGN EXCHANGE RATES

FOR THE WEEK ENDING SEPTEMBER 14, 1979

The Board of Governors of the Federal Reserve System is advised that the Federal Reserve Bank of New York has certified for customs purposes the following noon buying rate in New York City for cable transfers payable in foreign currencies:

COUNTRY	MONETARY UNIT	(RATE U.S. CENTS)				
		SEP. 10	SEP. 11	SEP. 12	SEP. 13	SEP. 14
AUSTRALIA	DOLLAR	112.9800	112.8300	112.7000	112.5300	112.3400
AUSTRIA	SCHILLING	7.69231	7.66577	7.66577	7.66430	7.65550
BELGIUM	FRANC	3.44947	3.43879	3.44293	3.43879	3.43289
CANADA	DOLLAR	85.9329	86.1030	86.0585	86.0141	85.9919
DENMARK	KRONE	19.1938	19.1131	19.0840	19.1058	19.1022
FINLAND	MARKKA	26.1267	26.0824	26.0586	26.0383	25.9605
FRANCE	FRANC	23.6911	23.6323	23.6546	23.6100	23.6239
GERMANY	D. MARK	55.2486	55.1481	55.2639	55.0873	55.1572
INDIA	RUPEE	12.4500	12.4500	12.4500	12.2800	12.1300
IRELAND	POUND	208.0000	207.8500	207.5000	207.5000	207.0000
ITALY	LIRA	0.12325	0.12293	0.12301	0.12243	0.12258
JAPAN	YEN	0.45269	0.45137	0.45004	0.44723	0.44763
MALAYSIA	DOLLAR	46.4900	46.3930	46.3822	46.2535	46.2856
MEXICO	PESO	4.3840	4.3840	4.3840	4.3840	4.3840
NETHERLANDS	GUILDER	50.3398	50.2260	50.3778	50.1756	50.2134
NEW ZEALAND	DOLLAR	101.0000	101.0000	100.6500	100.3500	99.9500
NORWAY	KRONE	20.0280	19.9860	20.0240	19.9760	19.9501
PORTUGAL	ESCUDO	2.0404	2.0362	2.0333	2.0284	2.0284
SOUTH AFRICA	RAND	119.9000	119.7500	119.7500	119.2000	119.2000
SPAIN	PESETA	1.5133	1.5138	1.5135	1.5133	1.5131
SRI LANKA	RUPEE	6.4000	6.4000	6.4000	6.4000	6.4000
SWEDEN	KRONA	23.8322	23.7840	23.7840	23.7586	23.6911
SWITZERLAND	FRANC	61.4439	61.1434	61.4251	61.1434	61.2183
UNITED KINGDOM	POUND	224.4700	224.0000	222.2000	220.3000	216.8000