

5-440

(516/517)

DATA FILE
LIBRARY
FEDERAL RESERVE BANK
OF CHICAGO

LIBRARY
SEP 10 1979
FEDERAL RESERVE
BANK OF CHICAGO

Selected Interest & Exchange Rates

Weekly Series of Charts

September 4, 1979

Prepared by the
FINANCIAL MARKETS
SECTION

DIVISION OF
INTERNATIONAL FINANCE

BOARD OF GOVERNORS
FEDERAL RESERVE SYSTEM
Washington, D.C. 20551

Table of Contents

TABLES

1. LATEST FIGURES PLOTTED
2. DAILY CERTIFIED SPOT EXCHANGE RATES--H.10 RELEASE

CHARTS

1. SPOT EXCHANGE RATE INDICES
2. 3-MONTH FORWARD EXCHANGE RATES
3. GOLD PRICE--LONDON
4. CALL MONEY RATES
5. 3-MONTH INTEREST RATES
6. EURO-DOLLAR DEPOSIT RATES
7. SELECTED EURO-DOLLAR AND U.S. MONEY MARKET RATES
8. INTEREST ARBITRAGE: 3-MONTH FUNDS
9. LONG-TERM GOVERNMENT BOND YIELDS
10. INDUSTRIAL STOCK INDICES

SUBSCRIPTION RATES:

Weekly \$15.00 per year or \$.40 each in the United States, its possessions, Canada, and Mexico; 10 or more of the same issue to one address, \$13.50 per year or \$.35 each. Elsewhere, \$20.00 per year or \$.50 each. Address requests to Publications Services, Division of Administrative Services, and make payment remittance payable to the order of the Board of Governors of the Federal Reserve System in a form collectible at par in U.S. Currency.

SPOT EXCHANGE INDICES

DOLLAR PRICES OF FOREIGN CURRENCIES AND WEIGHTED AVERAGE VALUES (THIN LINE)
AVERAGES FOR WEEK ENDING WEDNESDAY

RATIO SCALE
MARCH 1973=100

RATIO SCALE
MARCH 1973=100

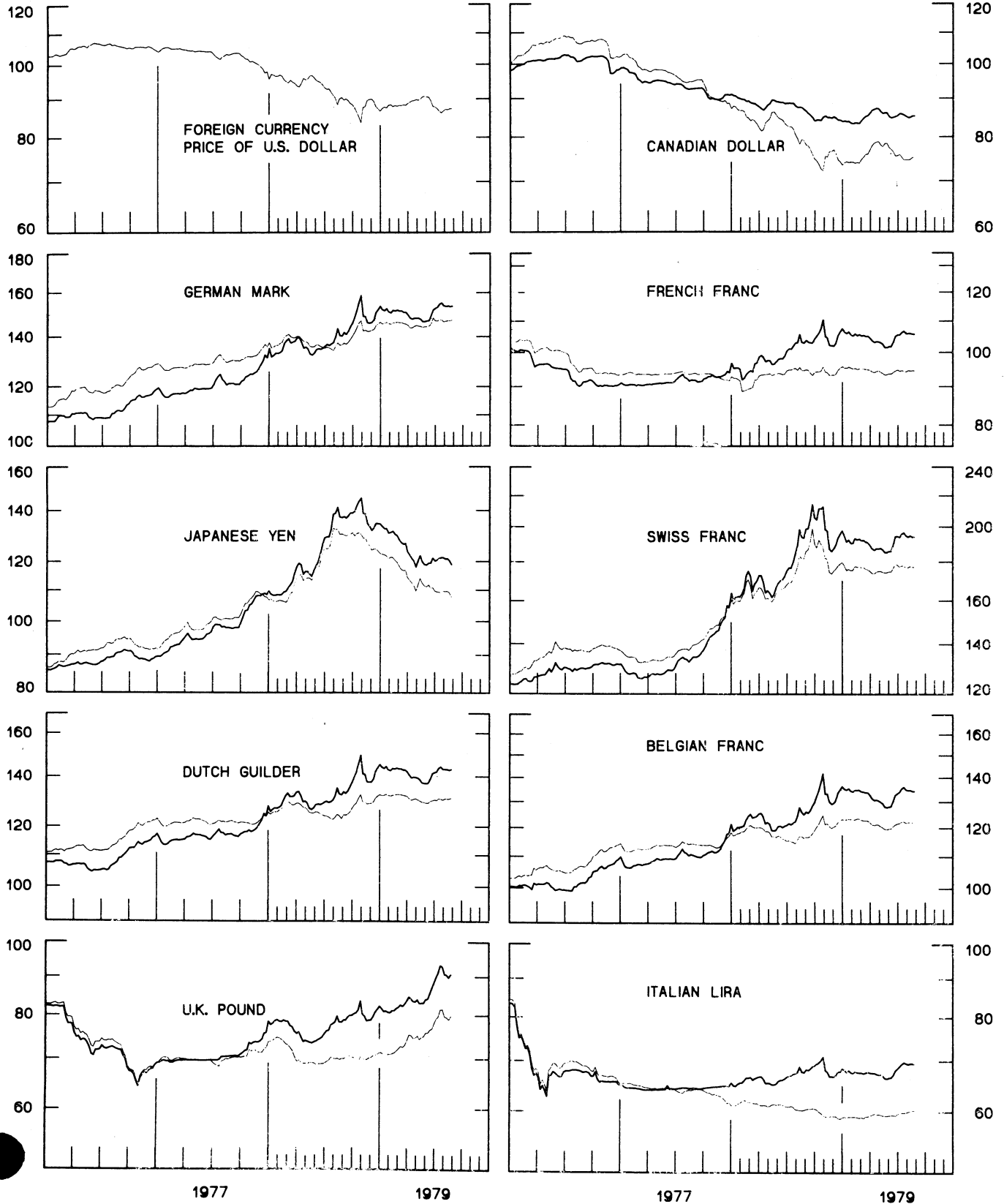


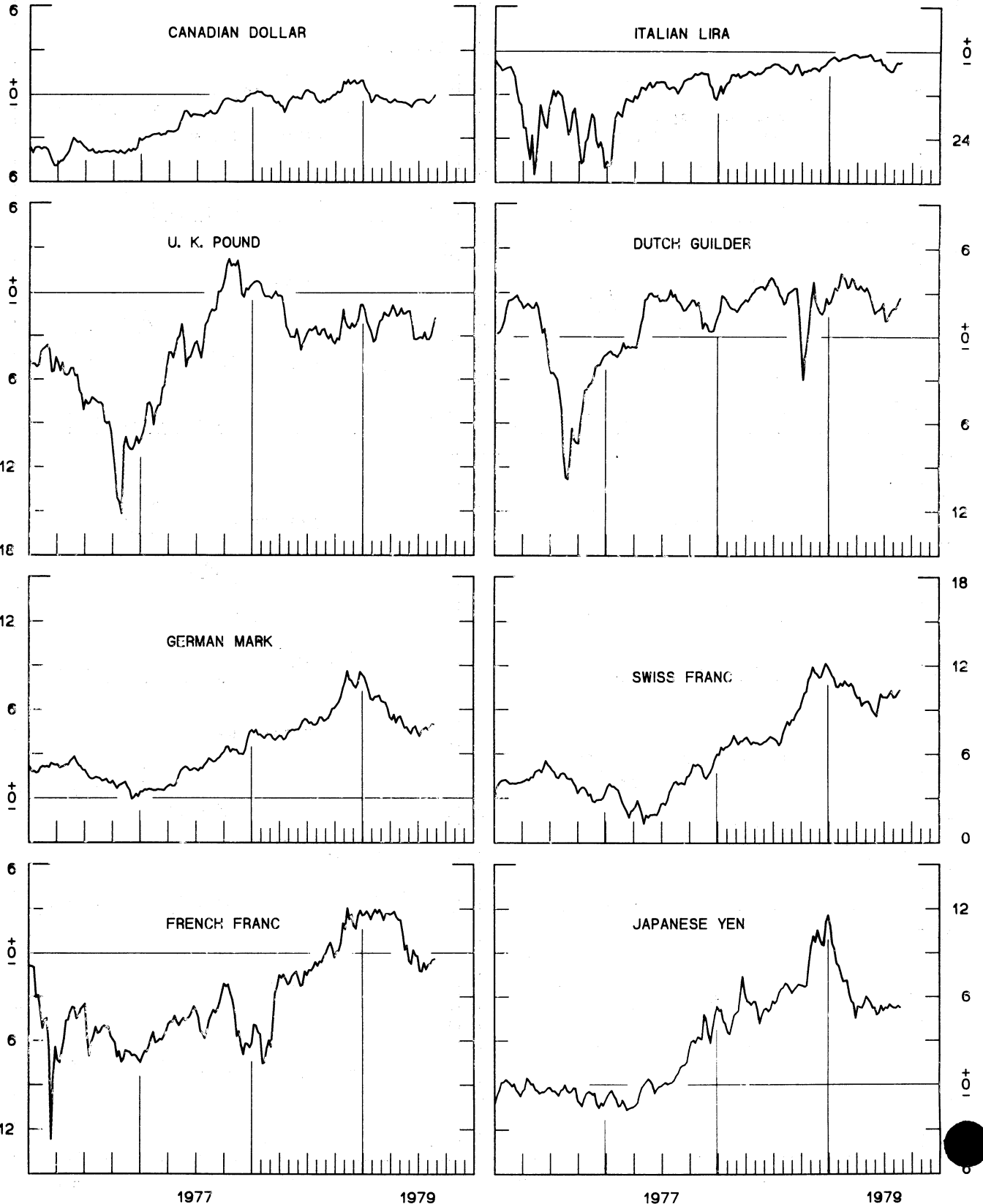
CHART 2

3-MONTH FORWARD EXCHANGE RATES

PREMIUM (+) OR (-)
AVERAGES FOR WEEK ENDING WEDNESDAY

PER CENT PER ANNUM

PER CENT PER ANNUM



1977

1979

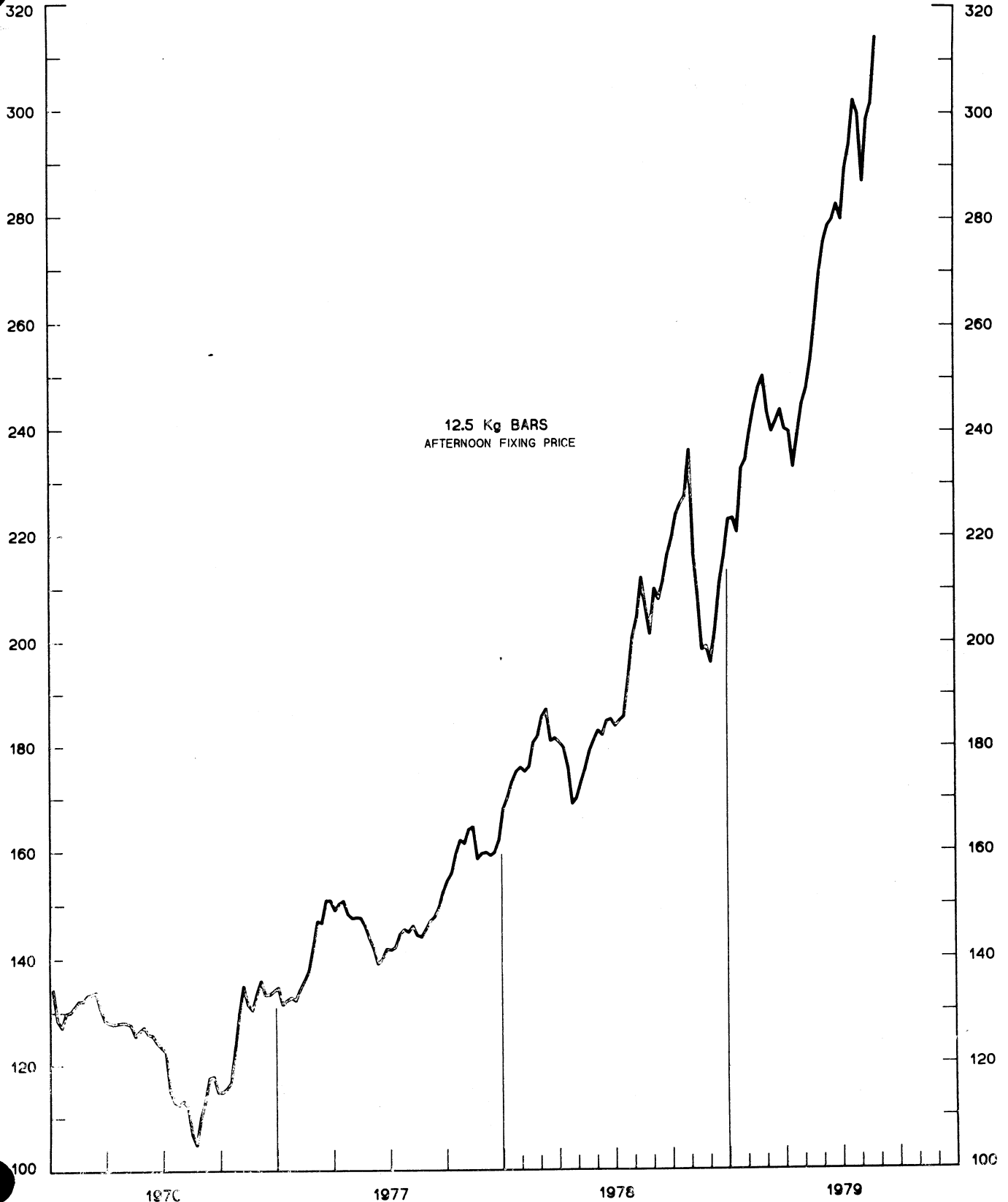
1977

1979

CHART 3
PRICE OF GOLD IN LONDON
AVERAGES FOR WEEK ENDING WEDNESDAY

U.S. DOLLARS PER FINE OUNCE

U.S. DOLLARS PER FINE OUNCE



1970

1977

1978

1979

CHART 4
CALL MONEY RATES
 WEEKLY SERIES

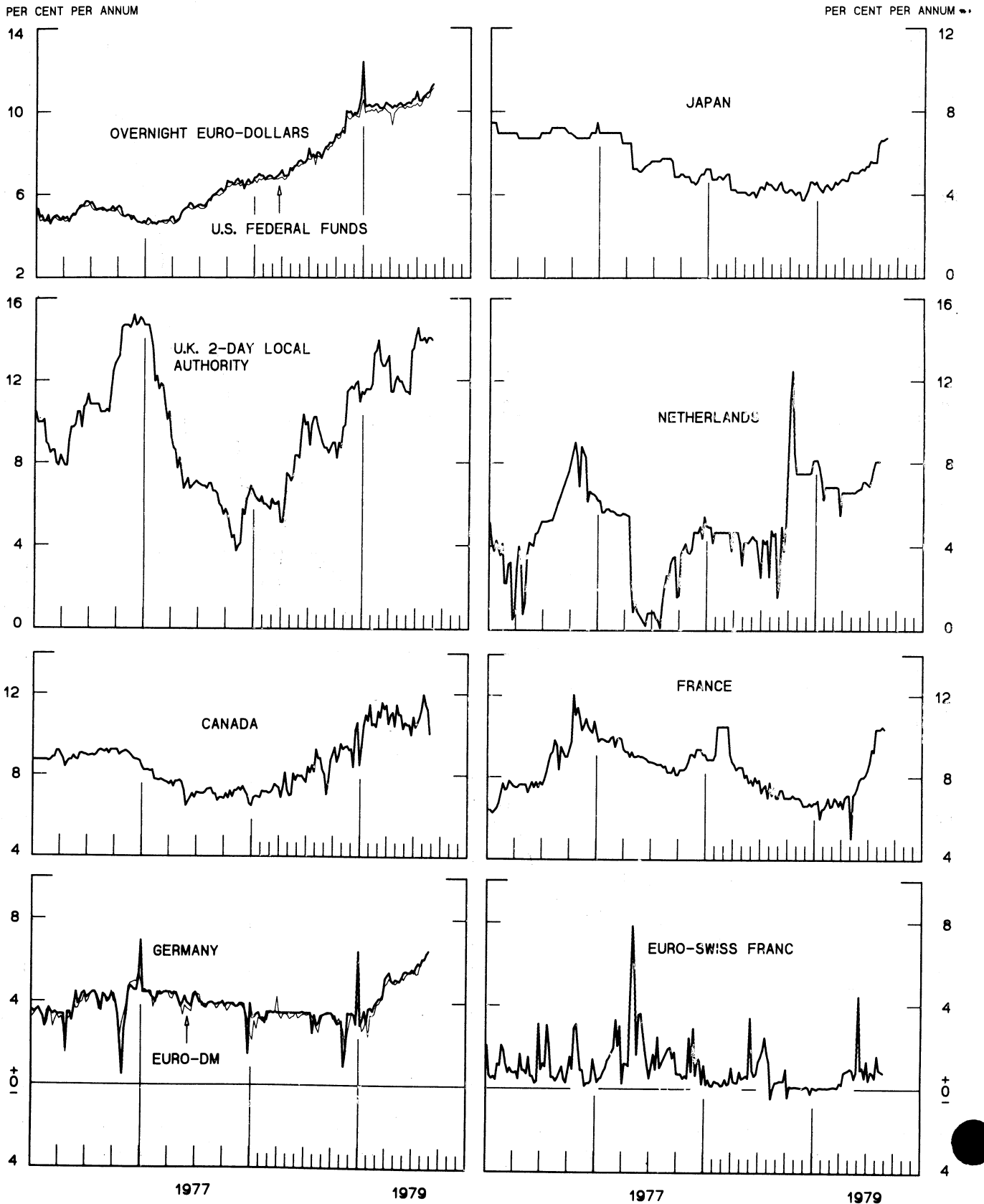


CHART 5
3-MONTH INTEREST RATES
 WEEKLY SERIES

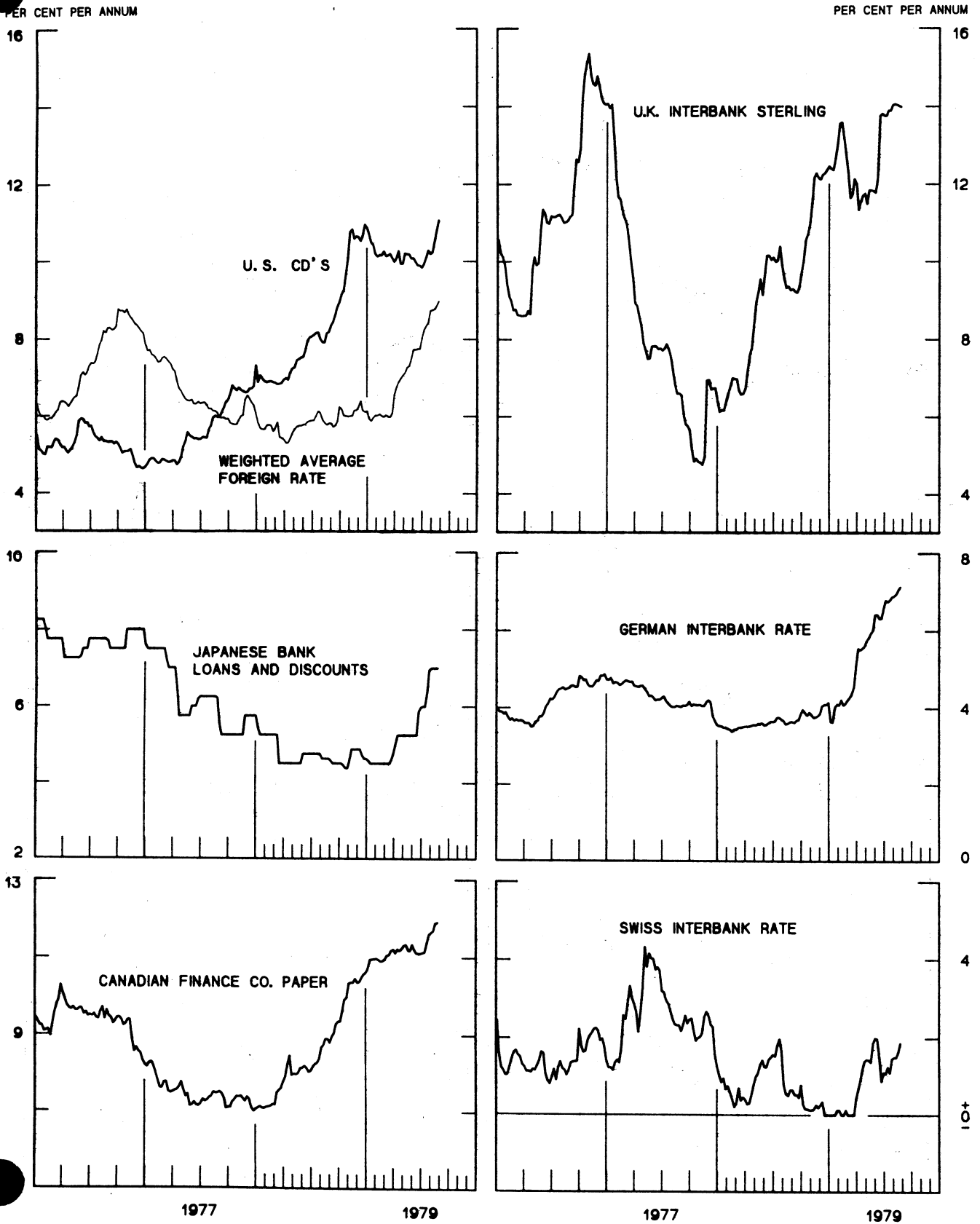
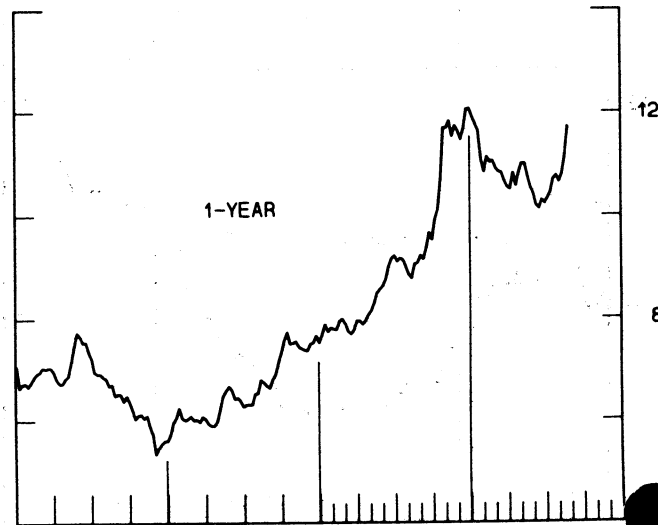
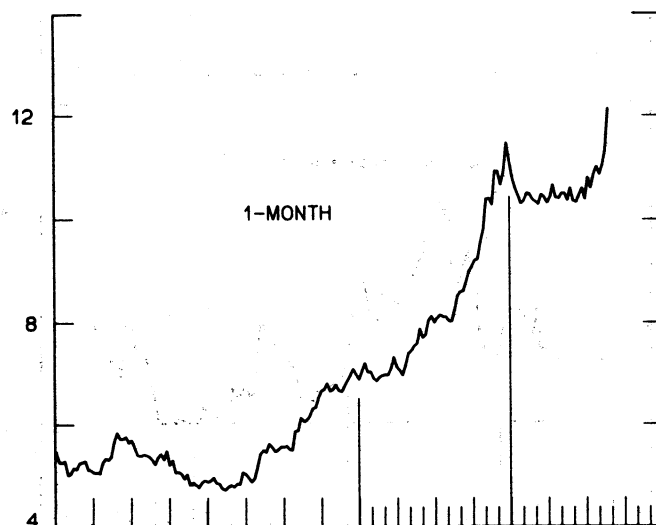
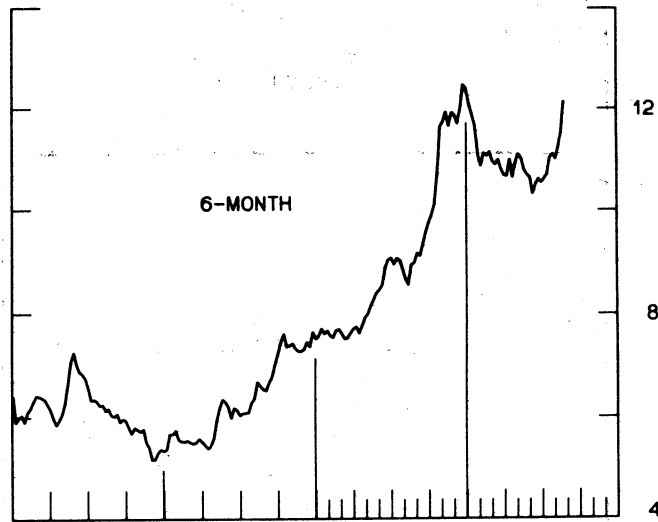
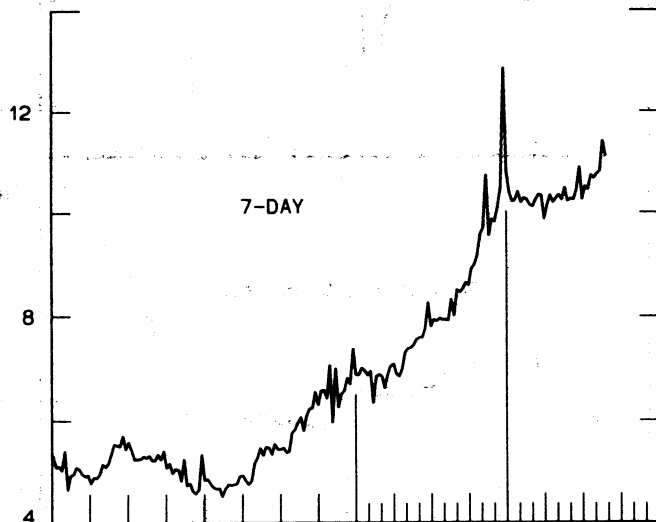
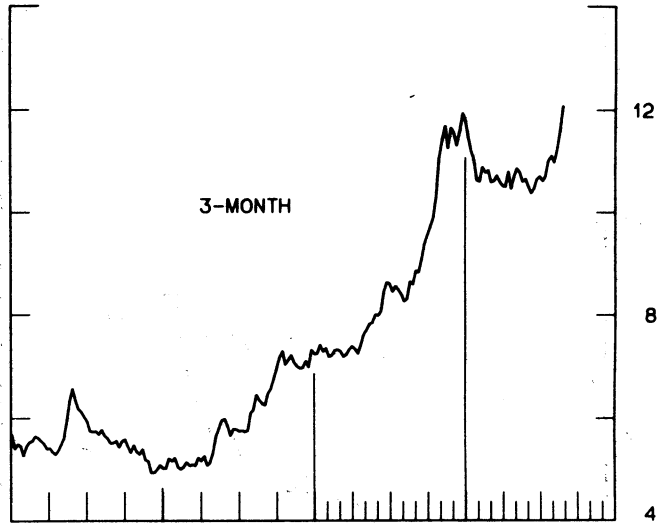
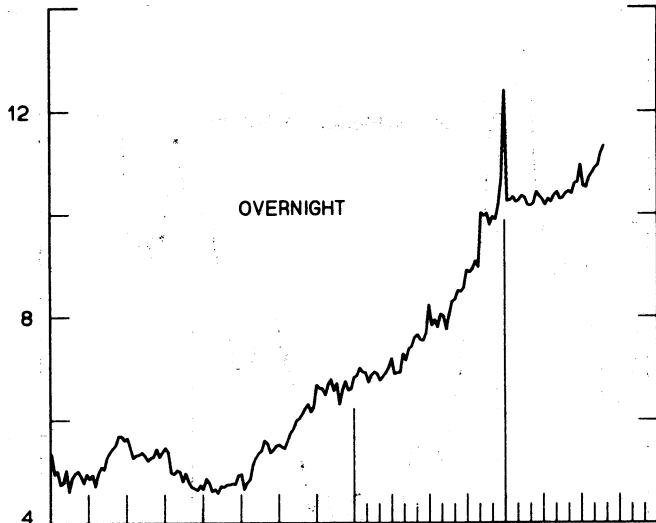


CHART 6
EURO-DOLLAR DEPOSIT RATES LONDON
AVERAGES FOR WEEK ENDING WEDNESDAY

PER CENT PER ANNUM

PER CENT PER ANNUM



1977

1979

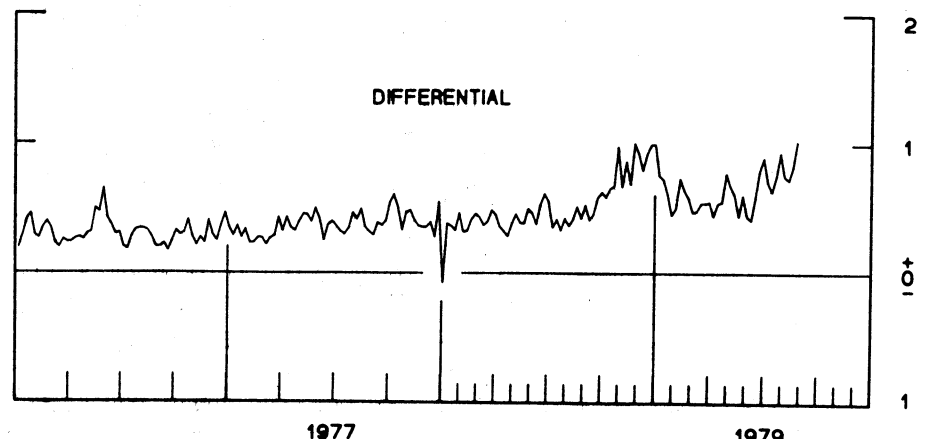
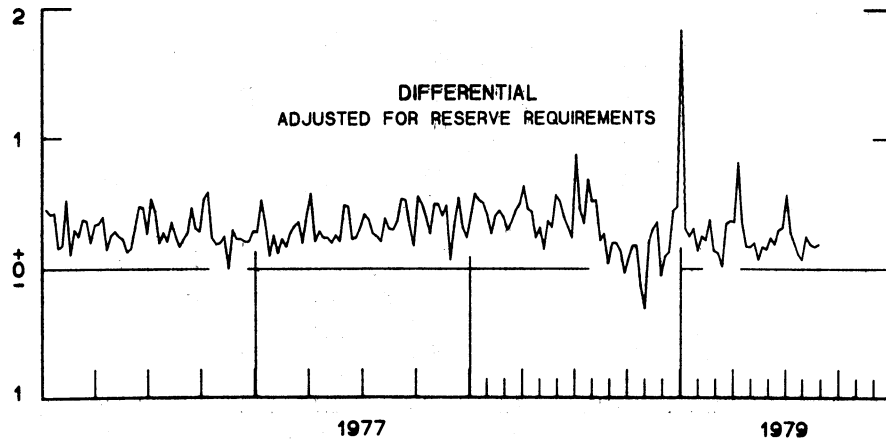
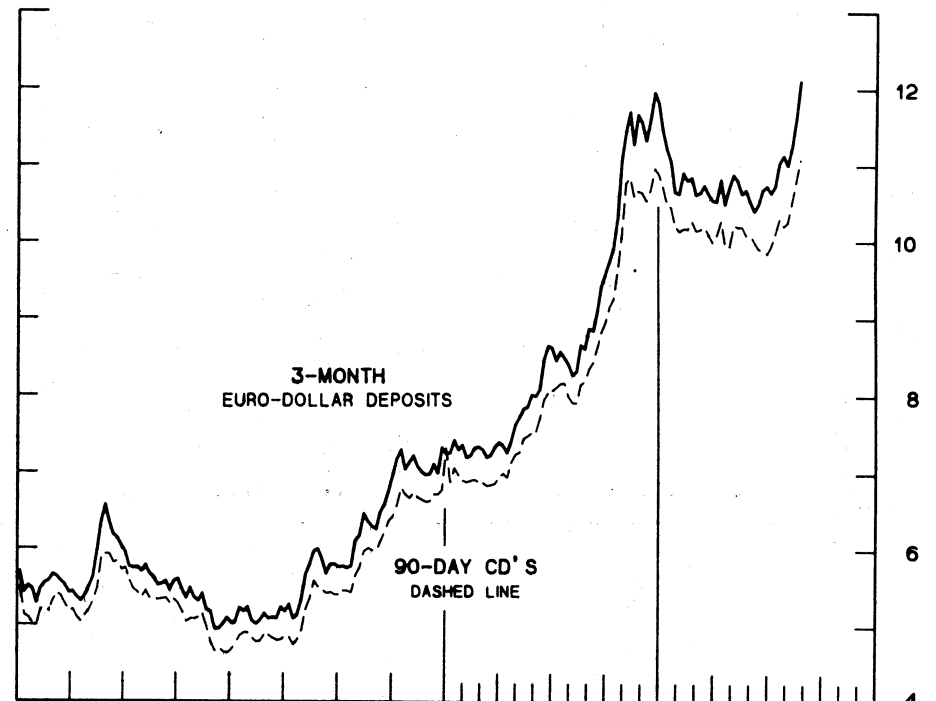
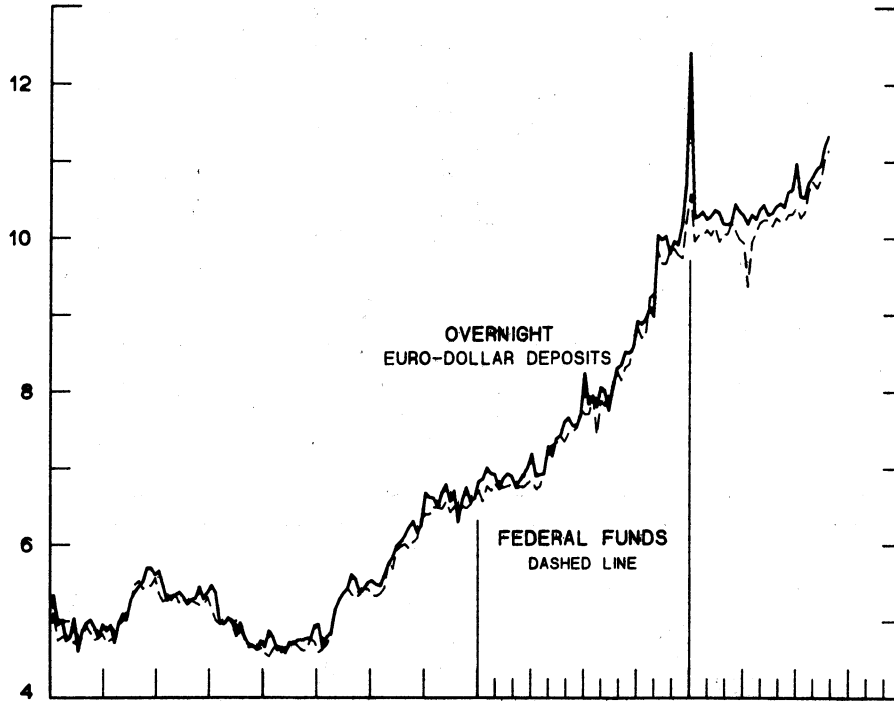
1977

1979

CHART 7
SELECTED EURO-DOLLAR AND U. S. MONEY MARKET RATES
 AVERAGES FOR WEEK ENDING WEDNESDAY

PER CENT PER ANNUM

PER CENT PER ANNUM



FAVORS BORROWING IN U. S. IF POSITIVE

INTEREST ARBITRAGE: 3-MONTH FUNDS

DIFFERENTIAL: PLUS(+), INDICATES FAVOR DOLLAR ASSETS
AVERAGES FOR WEEK ENDING WEDNESDAY

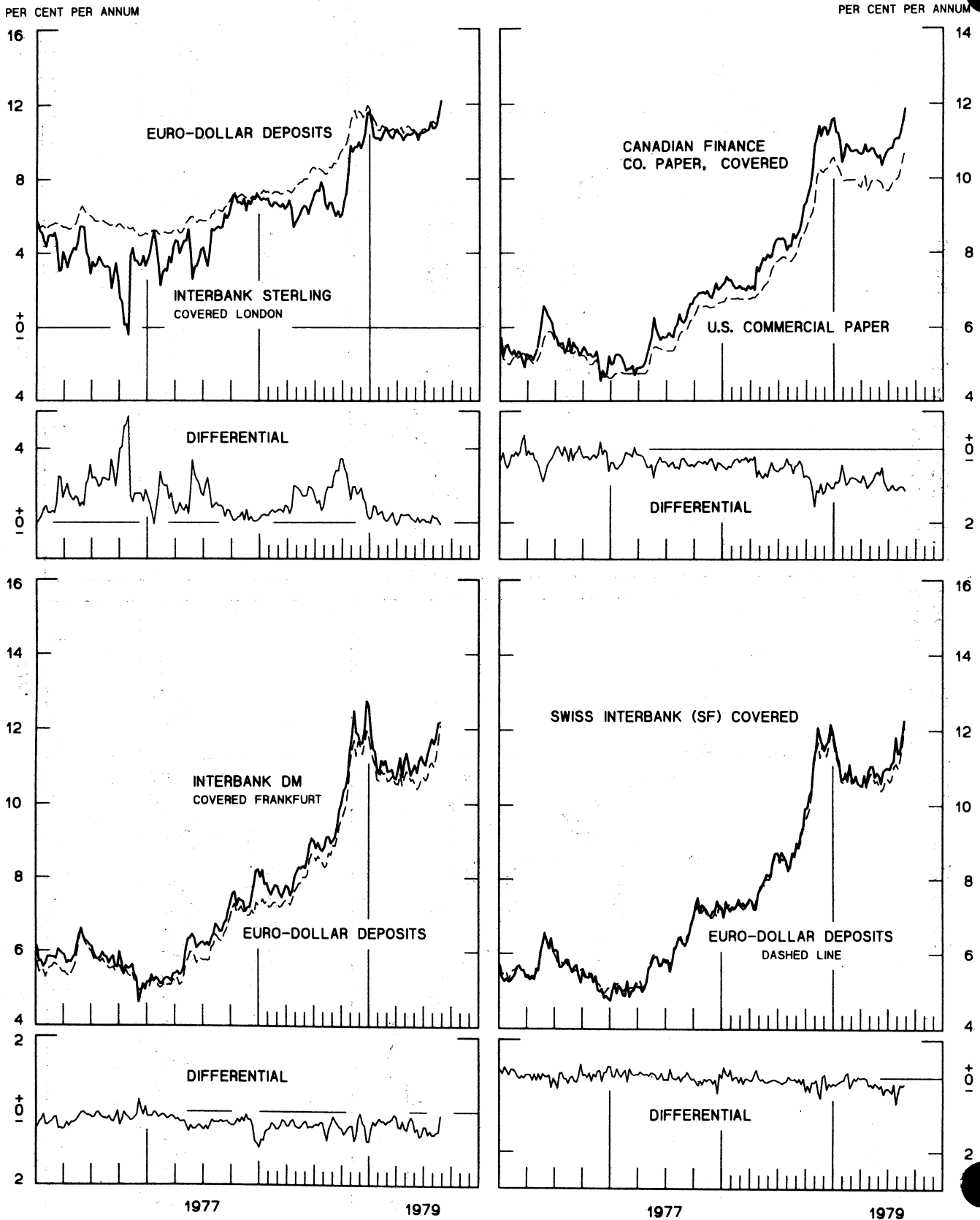


CHART 9
LONG-TERM GOVERNMENT BOND YIELDS
 WEEKLY SERIES

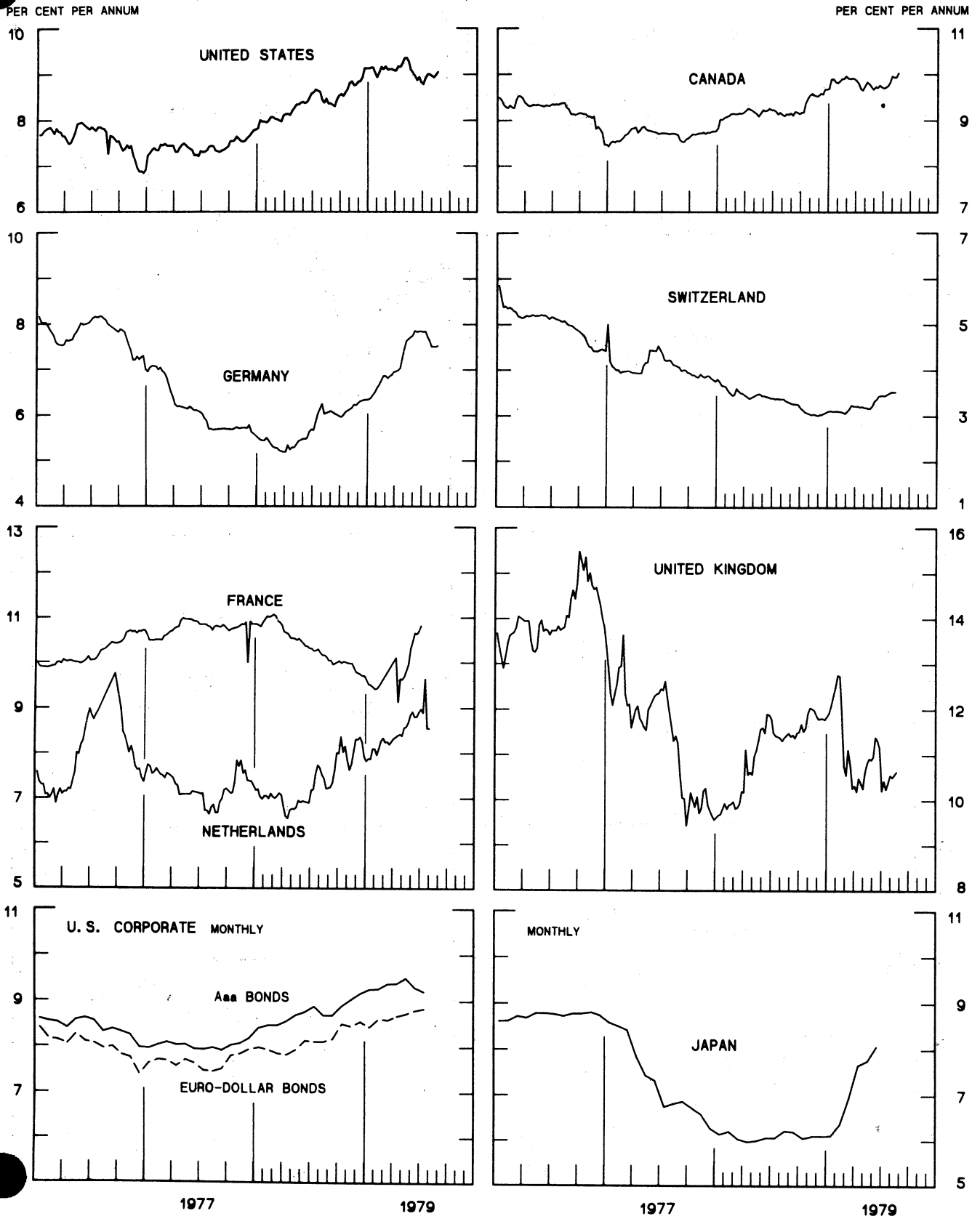
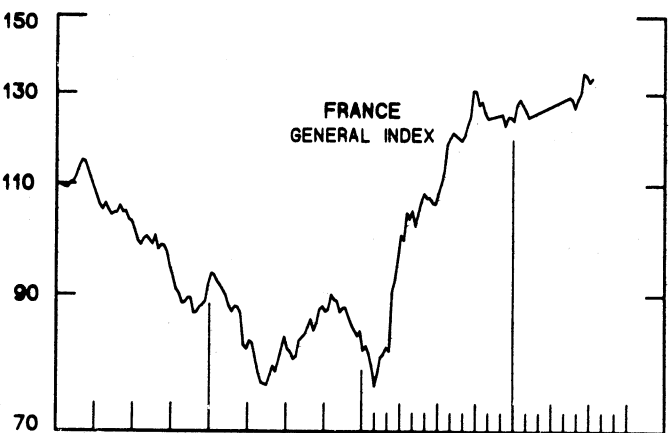
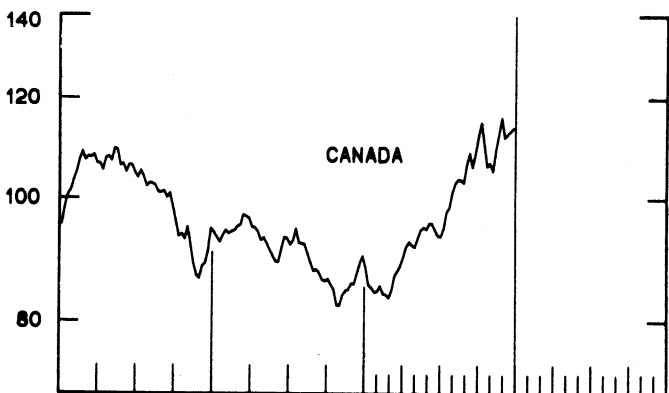
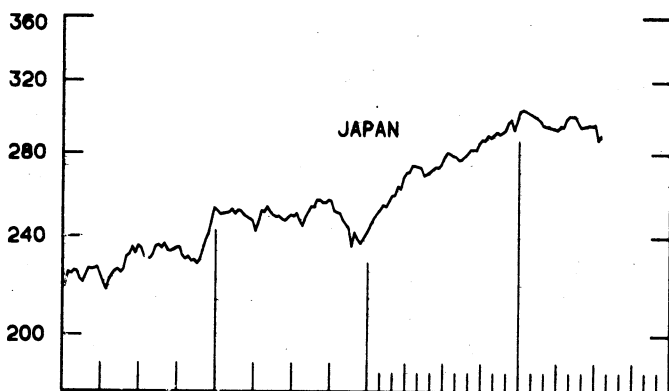
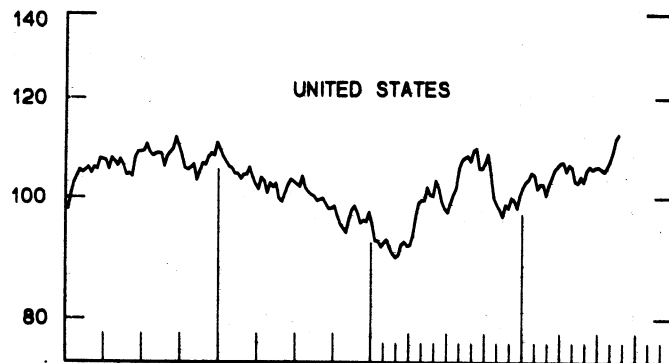


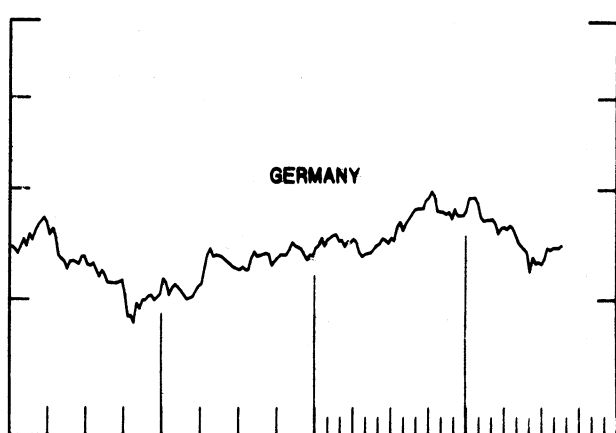
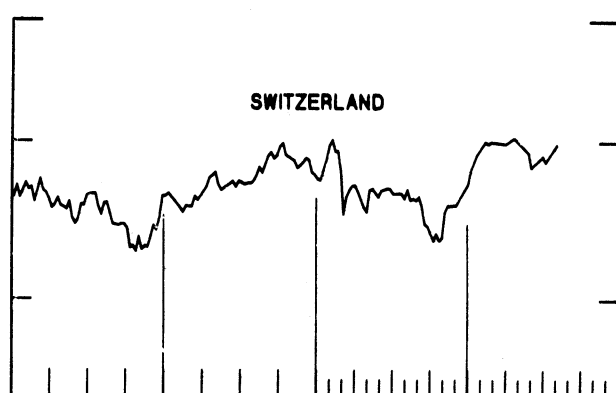
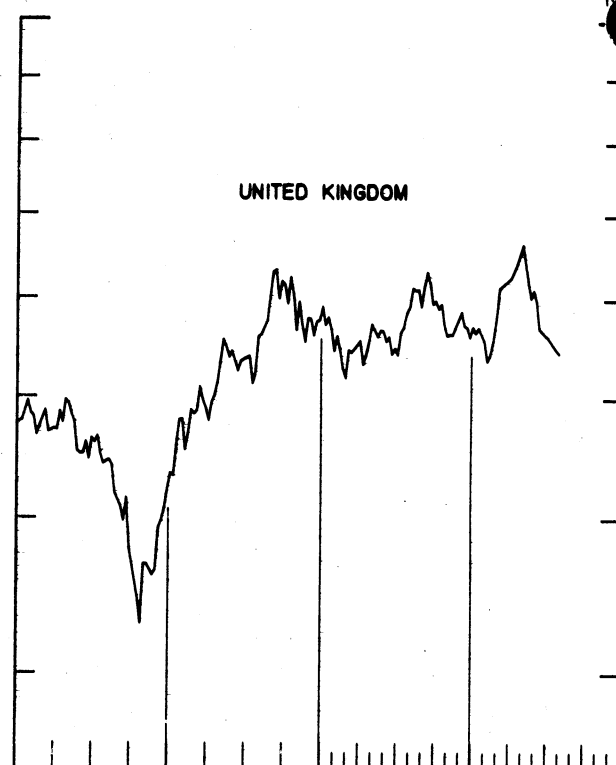
CHART 10
INDUSTRIAL STOCK INDICES
WEEKLY SERIES

RATIO SCALE
1969=100



1977 1979

RATIO SCALE
1969=100



1977 1979

SERIES NAME

LAST VALUE PLOTTED
DATE VALUE

CHART 1. SPOT EXCHANGE RATES AND INDICES

WEEKLY AVERAGES, NOON BUYING RATES (U.S. CENTS)

GERMAN MARK	AUG. 29	54.66
JAPANESE YEN	AUG. 29	0.45381
DUTCH GUILDER	AUG. 29	49.82
U.K. POUND	AUG. 29	223.97
CANADIAN DOLLAR	AUG. 29	85.60
FRENCH FRANC	AUG. 29	23.45
SWISS FRANC	AUG. 29	60.28
BELGIAN FRANC	AUG. 29	3.40925
ITALIAN LIRA	AUG. 29	0.12224

INDICES, MARCH 1973 BASE RATES = 100

GERMAN MARK	AUG. 29	153.76
JAPANESE YEN	AUG. 29	118.82
DUTCH GUILDER	AUG. 29	143.02
U.K. POUND	AUG. 29	90.59
CANADIAN DOLLAR	AUG. 29	85.32
FRENCH FRANC	AUG. 29	105.68
SWISS FRANC	AUG. 29	193.94
BELGIAN FRANC	AUG. 29	134.34
ITALIAN LIRA	AUG. 29	69.44

WEIGHTED AVERAGE EXCHANGE VALUE INDICES, MAR 1973 = 100
(G-10 COUNTRIES PLUS SWITZERLAND)

U.S. DOLLAR	AUG. 29	87.37
GERMAN MARK	AUG. 29	147.34
JAPANESE YEN	AUG. 29	107.70
DUTCH GUILDER	AUG. 29	130.87
U.K. POUND	AUG. 29	79.74
CANADIAN DOLLAR	AUG. 29	75.16
FRENCH FRANC	AUG. 29	94.48
SWISS FRANC	AUG. 29	177.21
BELGIAN FRANC	AUG. 29	122.01
ITALIAN LIRA	AUG. 29	60.25
SWEDISH KRONA	AUG. 29	94.09

CHART 2. 3-MONTH FORWARD EXCHANGE RATES, PREMIUM OR DISCOUNT

CANADIAN DOLLAR	AUG. 29	-0.01
U.K. POUND	AUG. 29	-1.72
GERMAN MARK	AUG. 29	4.97
FRENCH FRANC	AUG. 29	-0.41
SWISS FRANC	AUG. 29	10.35
DUTCH GUILDER	AUG. 29	2.71
JAPANESE YEN	AUG. 29	5.23
ITALIAN LIRA	AUG. 29	-2.85

SERIES NAME

LAST VALUE PLOTTED
DATE VALUE

CHART 3. GOLD PRICE IN LONDON, AFTERNOON FIXING

U.S. DOLLARS PER FINE OUNCE AUG. 29 314.19

CHART 4. CALL MONEY RATES

U.S. FEDERAL FUNDS	AUG. 29	11.16
OVERNIGHT EURO-DOLLAR DEPOSITS	AUG. 29	11.35
U.K. 2-DAY LOCAL AUTHORITY DEPOSITS	AUG. 24	14.00
CANADA	AUG. 24	10.05
GERMANY	AUG. 24	6.55
EURO-DM	AUG. 24	6.49
JAPAN	AUG. 24	6.75
FRANCE	AUG. 24	10.38
NETHERLANDS	AUG. 3	8.10
EURO-SWISS FRANC	AUG. 24	0.78

CHART 5. 3-MONTH INTEREST RATES

U.S. 90-DAY CD'S, SECONDARY MARKET	AUG. 29	11.08
GERMAN INTERBANK LOAN	AUG. 29	7.14
JAPANESE BANK LOANS & DISCOUNTS	AUG. 29	7.00
CANADIAN FINANCE PAPER	AUG. 29	11.90
INTERBANK STERLING	AUG. 29	14.00
SWISS INTERBANK LOAN	AUG. 29	1.88
WEIGHTED AVERAGE FOREIGN INTEREST RATE (G-10 COUNTRIES PLUS SWITZERLAND)	AUG. 29	8.98

CHART 6. EURO-DOLLAR DEPOSIT RATES: LONDON

OVERNIGHT	AUG. 29	11.35
7-DAY	AUG. 29	11.13
1-MONTH	AUG. 29	12.15
3-MONTH	AUG. 29	12.10
6-MONTH	AUG. 29	12.15
1-YEAR	AUG. 29	11.73

CHART 7. SELECTED EURO-DOLLAR AND U.S. MONEY MARKET RATES

OVERNIGHT EURO-DOLLAR DEPOSITS	AUG. 29	11.35
U.S. FEDERAL FUNDS	AUG. 29	11.16
DIFFERENTIAL ADJ. FOR RESERVE REQUIREMENTS	AUG. 29	0.19
3-MONTH EURO-DOLLAR DEPOSIT RATE	AUG. 29	12.10
U.S. 90-DAY CD'S, SECONDARY MARKET	AUG. 29	11.08
DIFFERENTIAL	AUG. 29	1.02

SERIES NAME

LAST VALUE PLOTTED
DATE VALUE

CHART 8. INTEREST ARBITRAGE, 3-MONTH FUNDS

EURO-DOLLAR DEPOSIT	AUG. 29	12.10
INTERBANK STERLING (LONDON), COVERED	AUG. 29	12.22
DIFFERENTIAL	AUG. 29	-0.12
U.S. COMMERCIAL PAPER	AUG. 29	10.76
CANADIAN FINANCE PAPER, COVERED	AUG. 29	11.89
DIFFERENTIAL	AUG. 29	-1.13
EURO-DOLLAR DEPOSIT	AUG. 29	12.10
INTERBANK DM (FRANKFURT), COVERED	AUG. 29	12.20
DIFFERENTIAL	AUG. 29	-0.10
EURO-DOLLAR DEPOSIT	AUG. 29	12.10
SWISS INTERBANK, COVERED	AUG. 29	12.27
DIFFERENTIAL	AUG. 29	-0.17

CHART 9. LONG TERM GOVERNMENT BOND YIELDS

UNITED STATES	AUG. 24	9.06
GERMANY	AUG. 24	7.53
JAPAN (MONTHLY)	JUNE	8.07
SWITZERLAND	AUG. 17	3.53
CANADA	AUG. 24	10.04
FRANCE	JULY 6	10.83
NETHERLANDS	AUG. 3	8.55
UNITED KINGDOM	AUG. 24	10.64

U.S. CORPORATE

AAA BONDS	JULY	9.20
EURO-DM BONDS	DEC.	6.63
EURO-DOLLAR BONDS	JULY	8.83

CHART 10. INDUSTRIAL STOCK INDICES

UNITED STATES	AUG. 24	112.58
JAPAN	JULY 20	290.39
CANADA	DEC. 29	113.81
FRANCE	JULY 13	133.90
UNITED KINGDOM	AUG. 3	108.98
SWITZERLAND	AUG. 10	79.72
GERMANY	AUG. 24	99.44



FEDERAL RESERVE statistical release

H.10(512)

AUGUST 31, 1979

FOREIGN EXCHANGE RATES

FOR THE WEEK ENDING AUGUST 31, 1979

The Board of Governors of the Federal Reserve System is advised that the Federal Reserve Bank of New York has certified for customs purposes the following noon buying rate in New York City for cable transfers payable in foreign currencies:

COUNTRY	MONETARY UNIT	(RATE U.S. CENTS)				
		AUG. 27	AUG. 28	AUG. 29	AUG. 30	AUG. 31
AUSTRALIA	DOLLAR	112.6400	112.6500	112.5200	112.7200	112.7400
AUSTRIA	SCHILLING	7.52445	7.46826	7.46965	7.50187	7.49064
BELGIUM	FRANC	3.40948	3.40716	3.40368	3.41880	3.41413
CANADA	DOLLAR	85.5579	85.5652	85.3315	85.4847	85.7412
DENMARK	KRONE	18.9627	18.9645	18.9538	18.9915	18.9573
FINLAND	MARKKA	26.0417	26.0417	26.0247	26.0112	26.0146
FRANCE	FRANC	23.4329	23.4302	23.4423	23.4962	23.5018
GERMANY	D. MARK	54.6418	54.6657	54.6150	54.8336	54.8005
INDIA	RUPEE	12.3800	12.3800	12.3800	12.3800	12.4500
IRELAND	POUND	207.5000	205.6000	205.3000	205.7500	205.7500
ITALY	LIRA	0.12214	0.12221	0.12221	0.12240	0.12242
JAPAN	YEN	0.45259	0.45341	0.45059	0.45465	0.45372
MALAYSIA	DOLLAR	46.3285	46.2856	46.2214	46.3822	46.3392
MEXICO	PESO	4.3821	4.3821	4.3745	4.3840	4.3802
NETHERLANDS	GUILDER	49.7760	49.8629	49.8008	50.0501	49.9126
NEW ZEALAND	DOLLAR	101.1500	101.1500	101.0600	101.1500	101.1500
NORWAY	KRONE	19.8590	19.8610	19.8177	19.8728	19.8689
PORTUGAL	ESCUDDO	2.0263	2.0296	2.0292	2.0276	2.0296
SOUTH AFRICA	RAND	119.6000	119.6000	119.6000	119.6000	119.6000
SPAIN	PESETA	1.5135	1.5126	1.5138	1.5138	1.5135
SRI LANKA	RUPEE	6.4800	6.4800	6.4800	6.4800	6.4000
SWEDEN	KRONA	23.6742	23.6798	23.6855	23.7135	23.7135
SWITZERLAND	FRANC	60.2337	60.2627	60.1468	60.4559	60.3792
UNITED KINGDOM	POUND	224.3000	224.9000	225.2500	224.9000	225.2700