

(516/517)

---

DATA FILE  
LIBRARY  
FEDERAL RESERVE BANK  
OF CHICAGO

LIBRARY  
SEP 7 1979  
FEDERAL RESERVE  
BANK OF CHICAGO

# Selected Interest & Exchange Rates

## Weekly Series of Charts

August 27, 1979

Prepared by the  
FINANCIAL MARKETS  
SECTION

DIVISION OF  
INTERNATIONAL FINANCE

BOARD OF GOVERNORS  
FEDERAL RESERVE SYSTEM  
Washington, D.C. 20551

---

# Table of Contents

## **TABLES**

1. LATEST FIGURES PLOTTED
2. DAILY CERTIFIED SPOT EXCHANGE RATES--  
H.10 RELEASE

## **CHARTS**

1. SPOT EXCHANGE RATE INDICES
2. 3-MONTH FORWARD EXCHANGE RATES
3. GOLD PRICE--LONDON
4. CALL MONEY RATES
5. 3-MONTH INTEREST RATES
6. EURO-DOLLAR DEPOSIT RATES
7. SELECTED EURO-DOLLAR AND U.S. MONEY MARKET RATES
8. INTEREST ARBITRAGE: 3-MONTH FUNDS
9. LONG-TERM GOVERNMENT BOND YIELDS
10. INDUSTRIAL STOCK INDICES

## **SUBSCRIPTION RATES:**

Weekly \$15.00 per year or \$.40 each in the United States, its possessions, Canada, and Mexico; 10 or more of the same issue to one address, \$13.50 per year or \$.35 each. Elsewhere, \$20.00 per year or \$.50 each. Address requests to Publications Services, Division of Administrative Services, and make payment remittance payable to the order of the Board of Governors of the Federal Reserve System in a form collectible at par in U.S. Currency.

# SPOT EXCHANGE INDICES

DOLLAR PRICES OF FOREIGN CURRENCIES AND WEIGHTED AVERAGE VALUES (THIN LINE)  
AVERAGES FOR WEEK ENDING WEDNESDAY

RATIO SCALE  
MARCH 1973=100

RATIO SCALE  
MARCH 1973=100

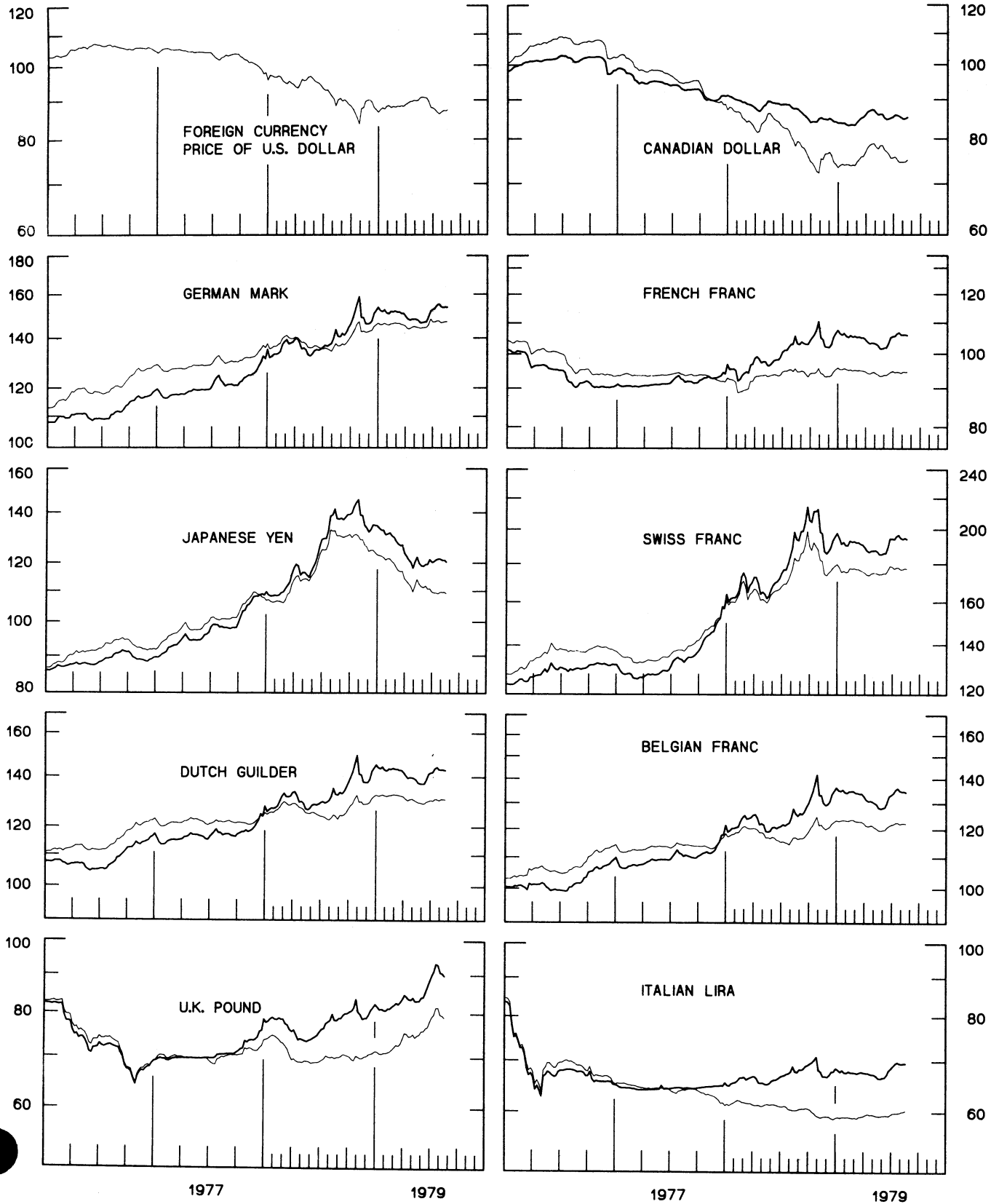


CHART 2  
**3-MONTH FORWARD EXCHANGE RATES**

PREMIUM (+) OR (-)  
 AVERAGES FOR WEEK ENDING WEDNESDAY

PER CENT PER ANNUM

PER CENT PER ANNUM

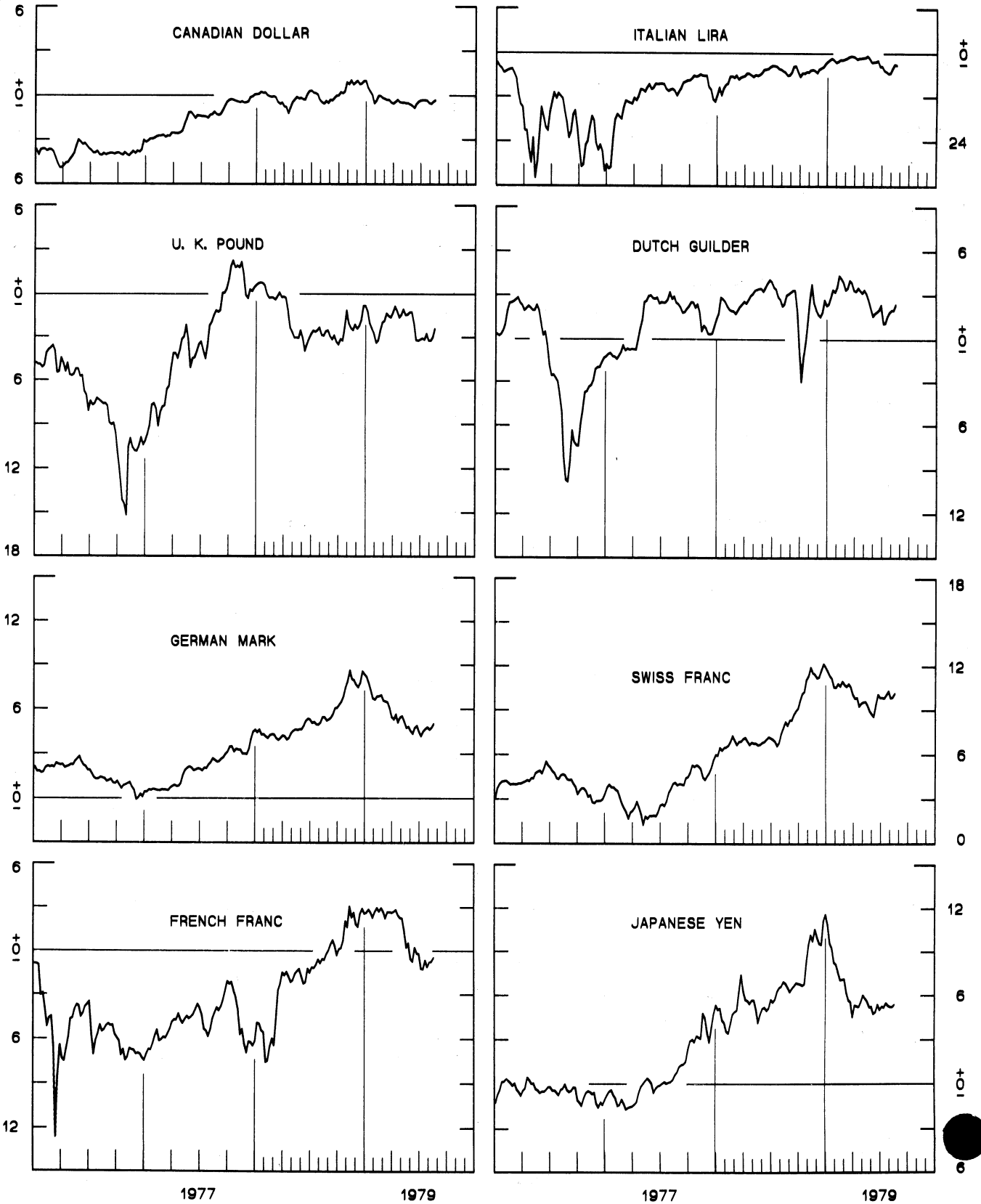
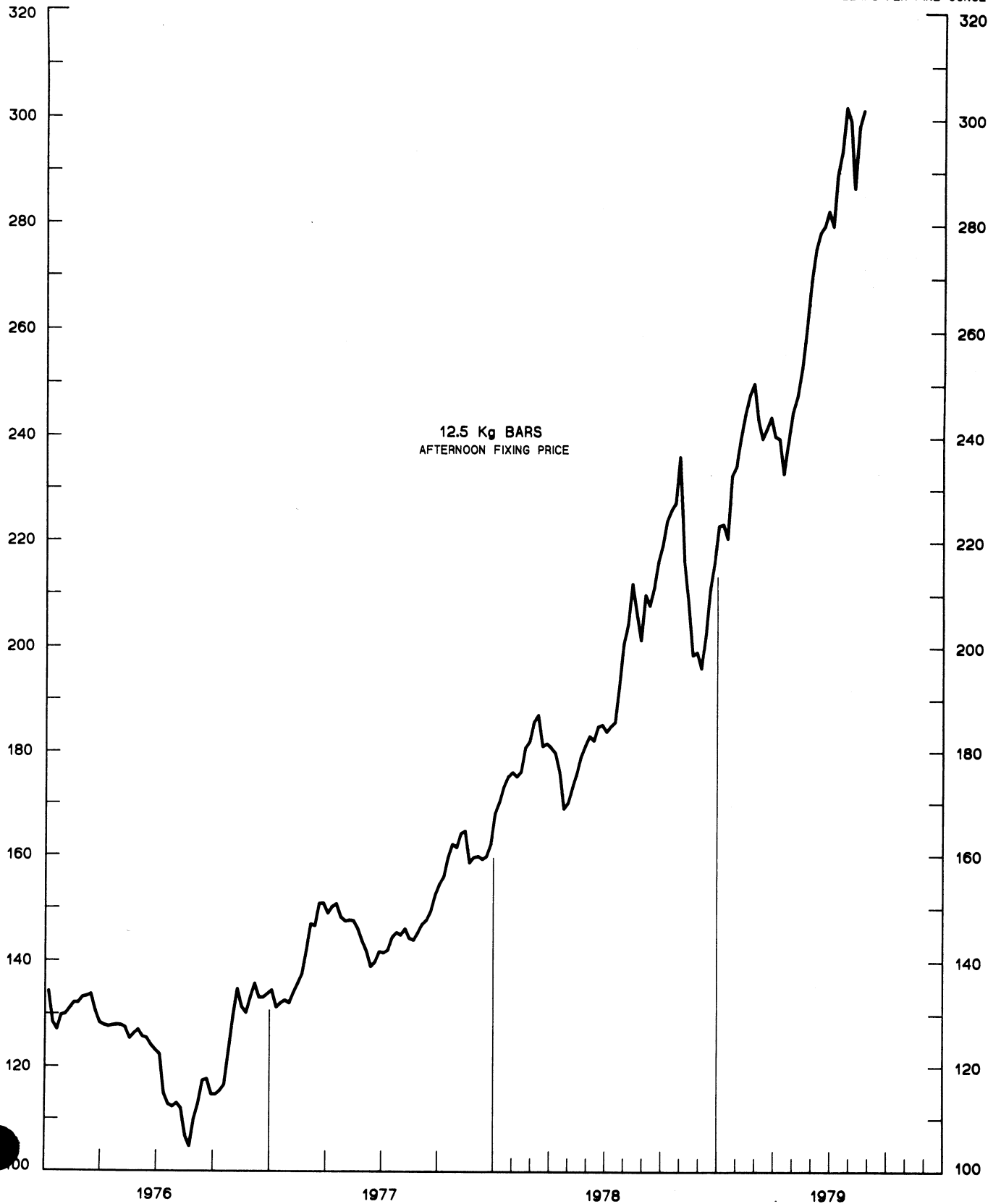


CHART 3  
PRICE OF GOLD IN LONDON  
AVERAGES FOR WEEK ENDING WEDNESDAY

U.S. DOLLARS PER FINE OUNCE

U.S. DOLLARS PER FINE OUNCE



12.5 Kg BARS  
AFTERNOON FIXING PRICE

CHART 4  
**CALL MONEY RATES**  
 WEEKLY SERIES

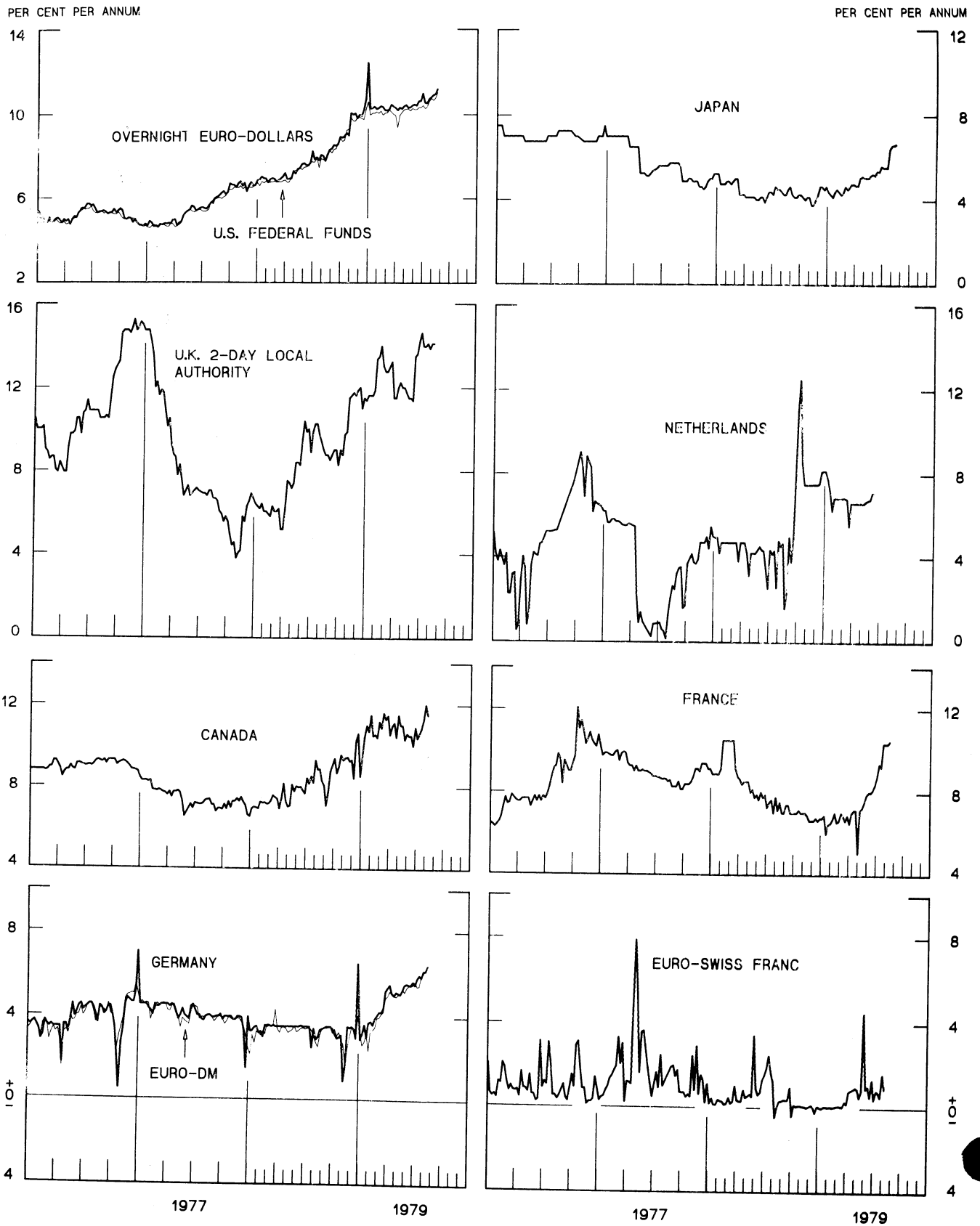
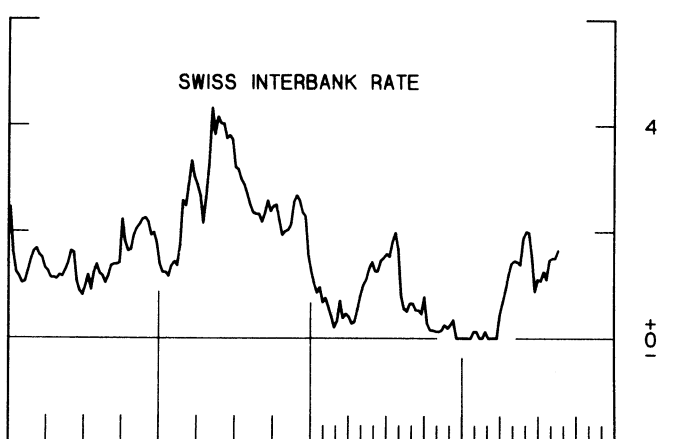
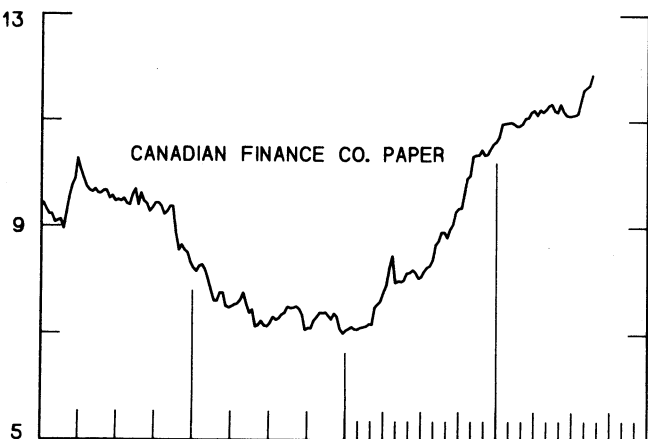
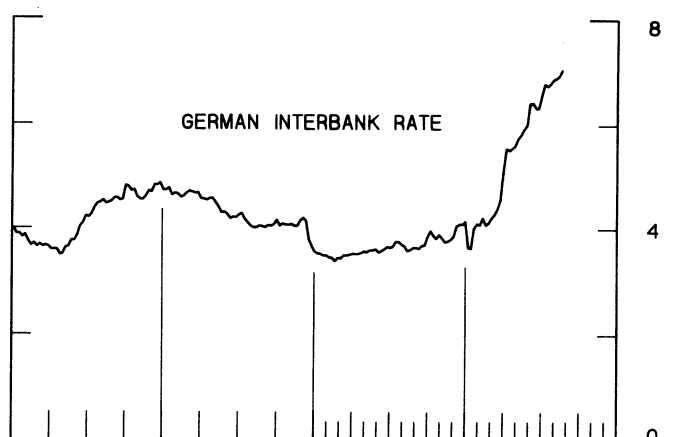
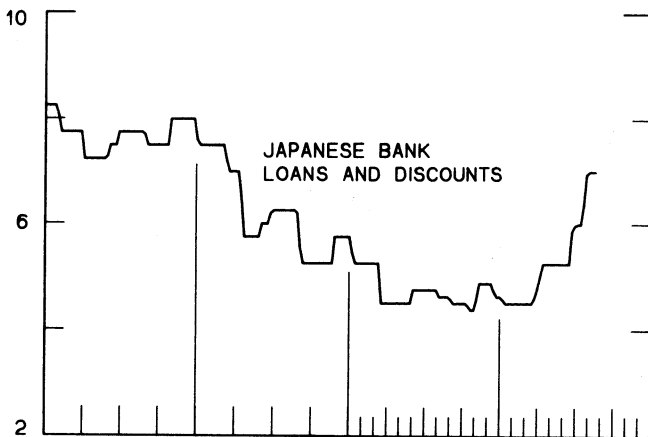
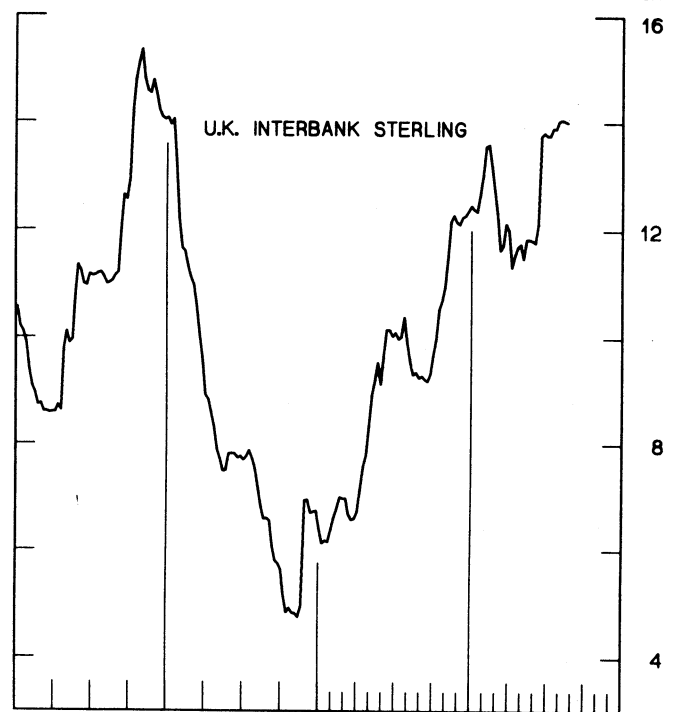
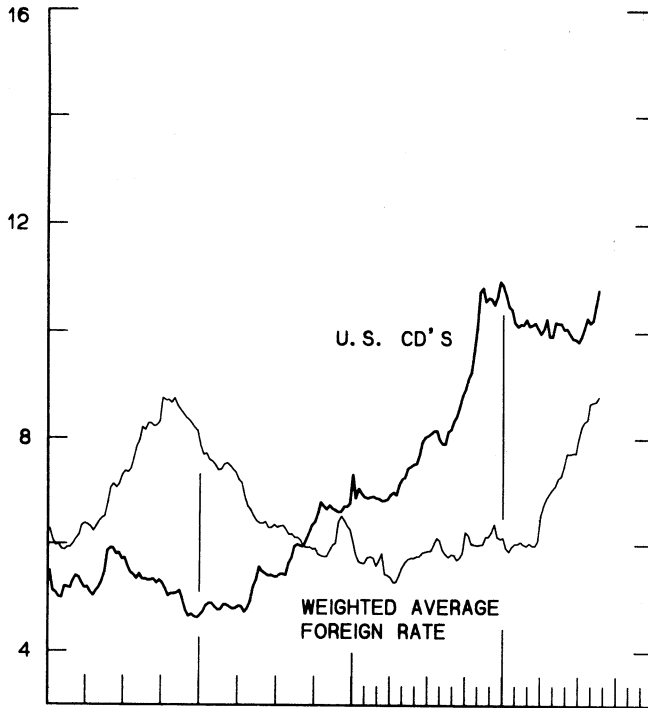


CHART 5  
**3-MONTH INTEREST RATES**  
 WEEKLY SERIES

PER CENT PER ANNUM

PER CENT PER ANNUM



1977

1979

1977

1979

CHART 6  
**EURO-DOLLAR DEPOSIT RATES** LONDON  
 AVERAGES FOR WEEK ENDING WEDNESDAY

PER CENT PER ANNUM

PER CENT PER ANNUM

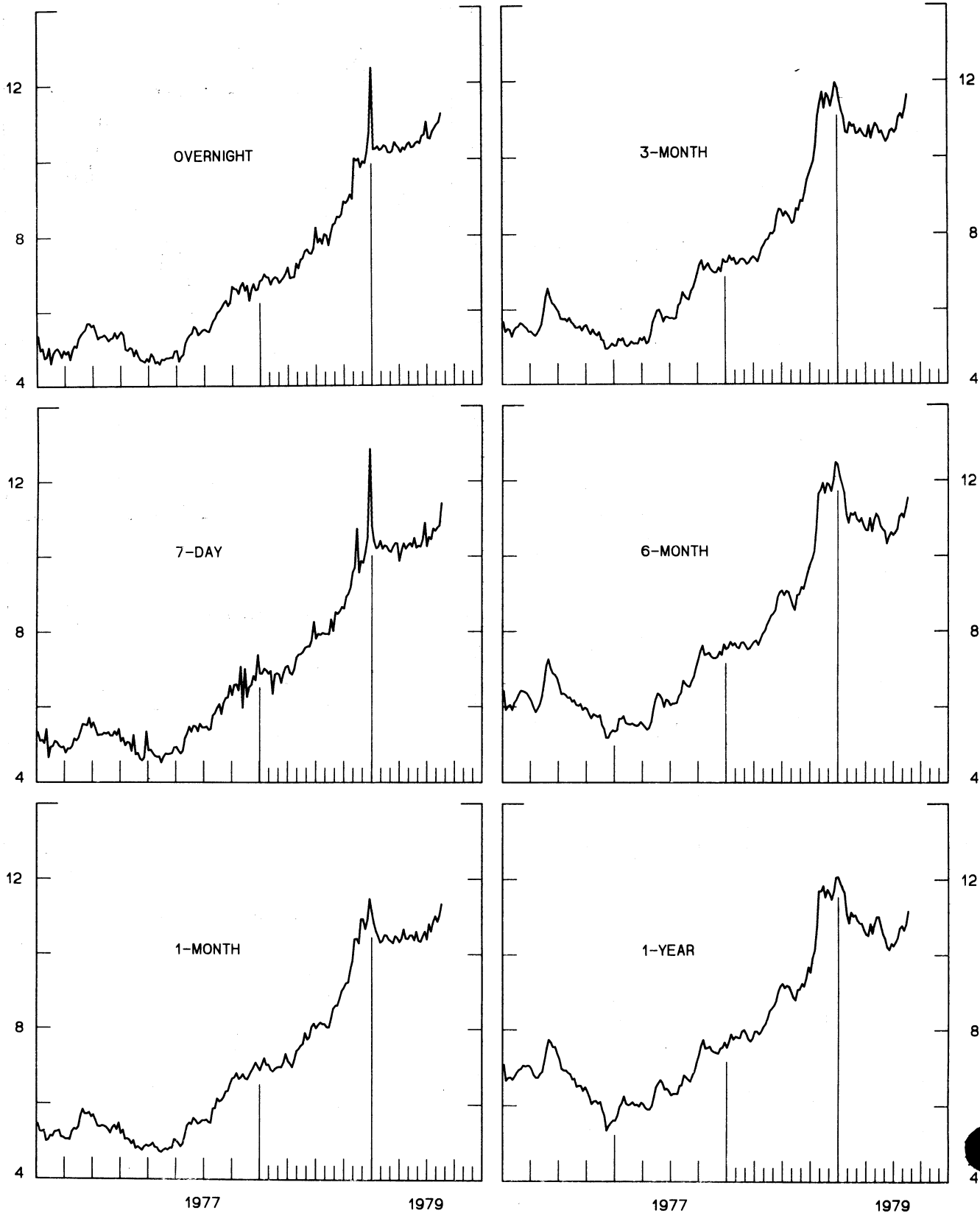
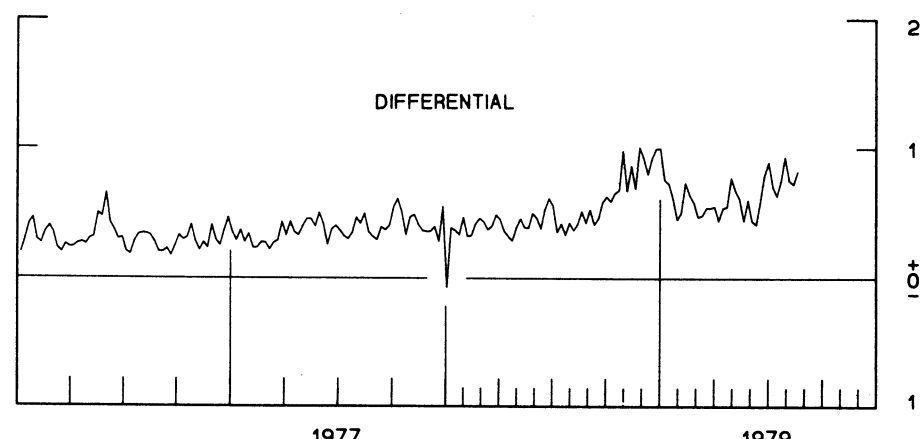
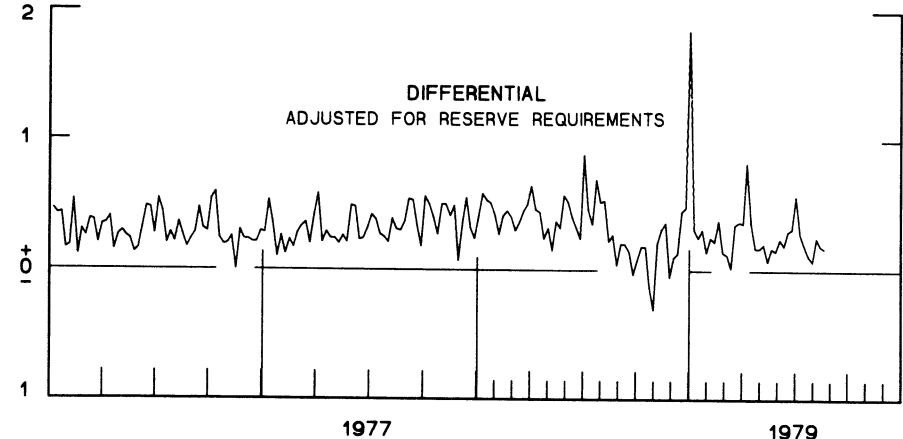
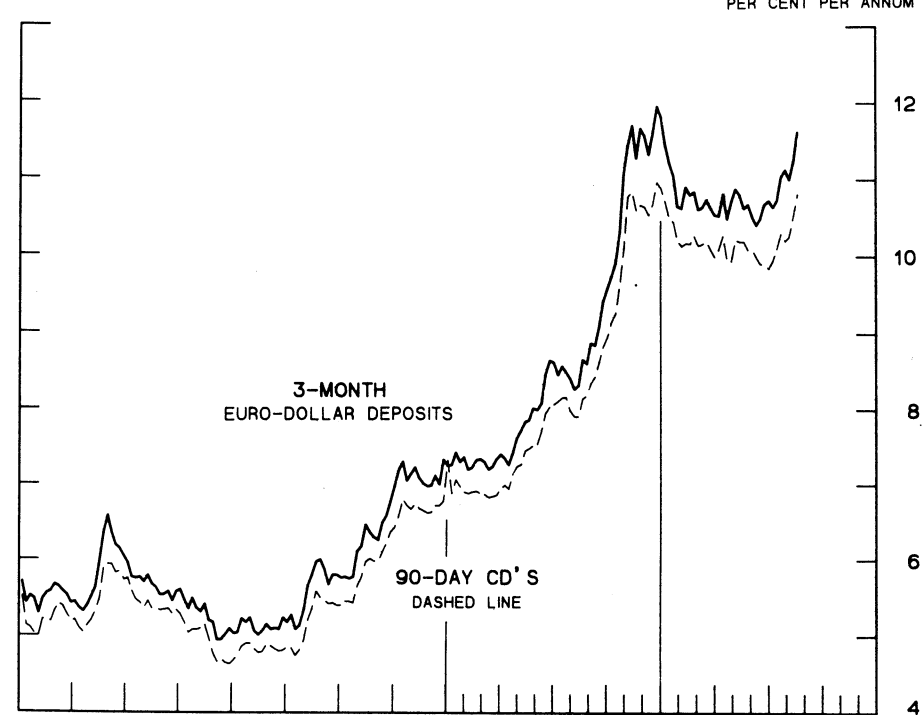
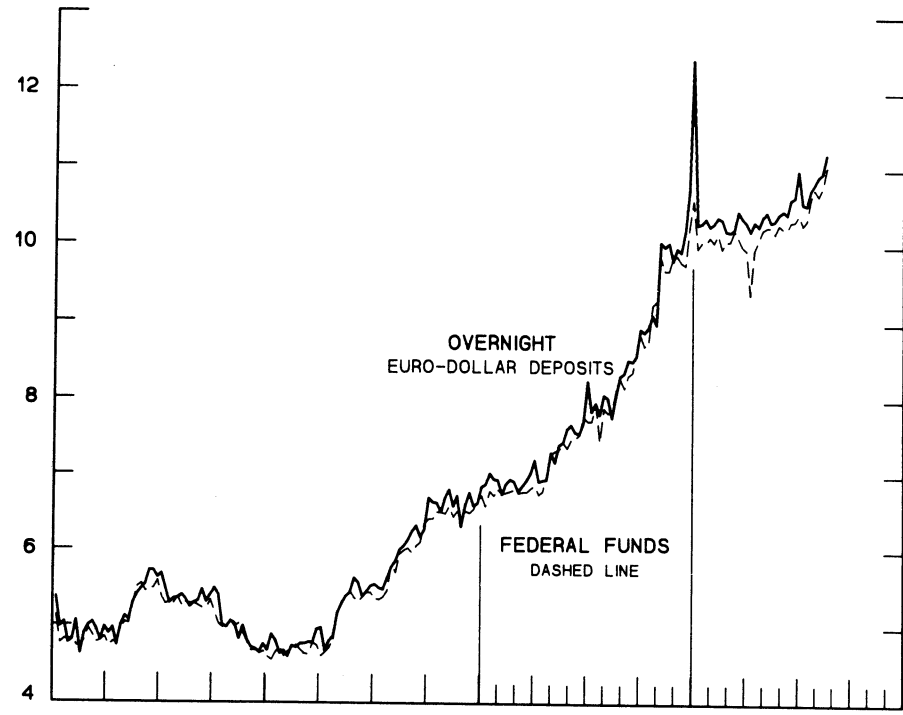




CHART 7  
**SELECTED EURO-DOLLAR AND U. S. MONEY MARKET RATES**  
 AVERAGES FOR WEEK ENDING WEDNESDAY

PER CENT PER ANNUM

PER CENT PER ANNUM



1977

1979

1977

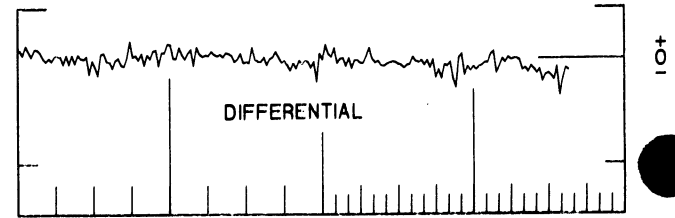
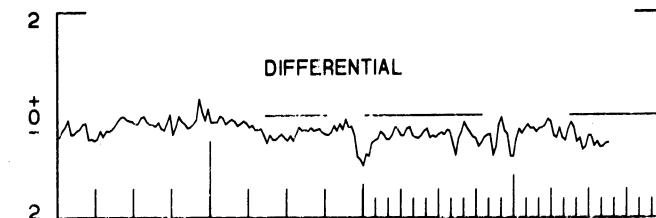
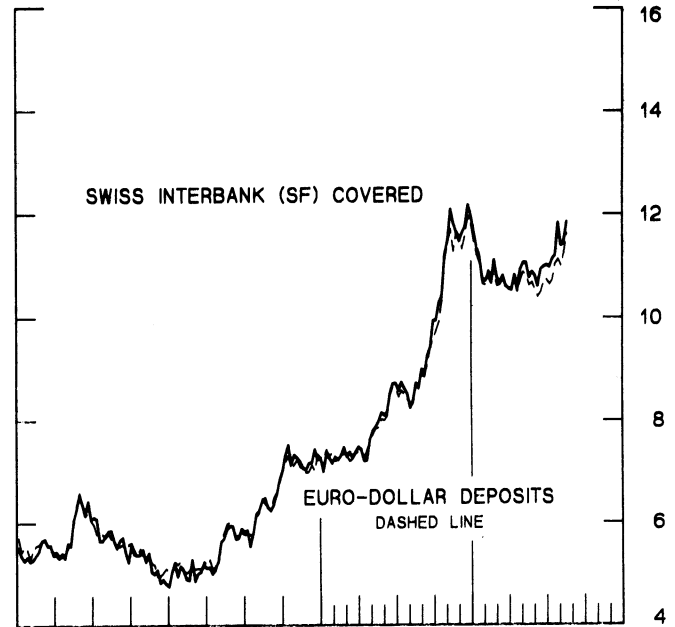
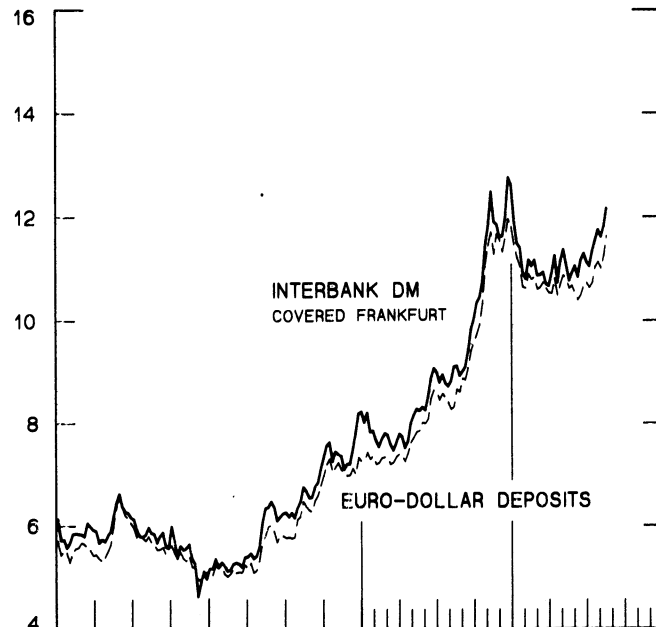
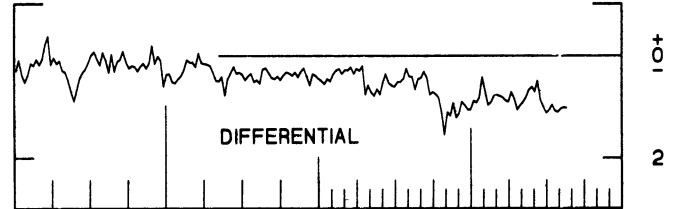
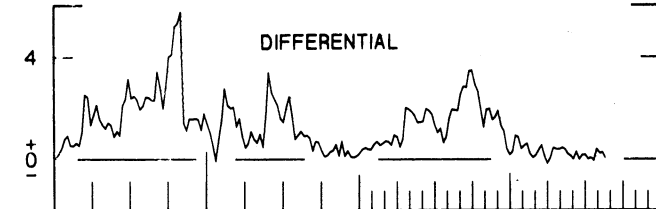
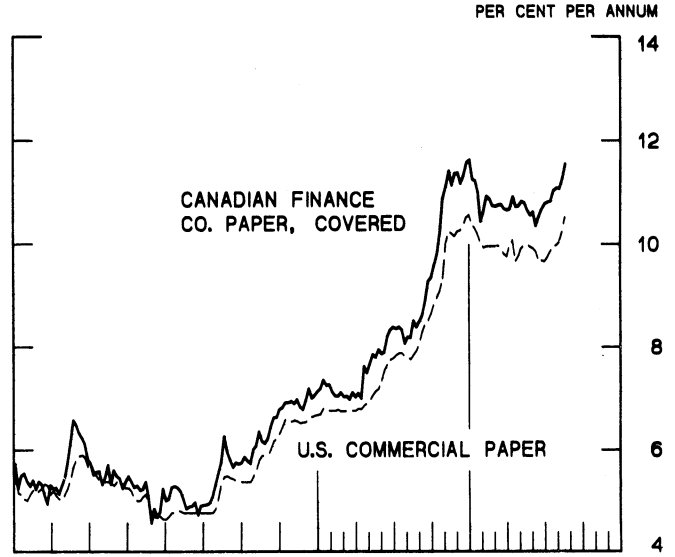
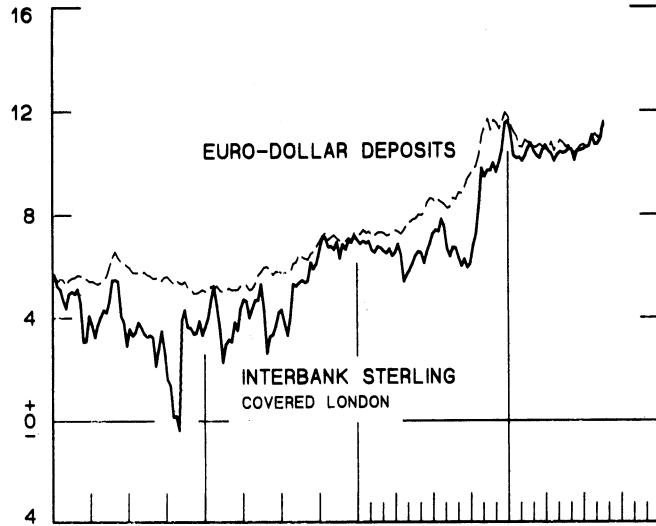
1979

FAVORS BORROWING IN U. S. IF POSITIVE

# INTEREST ARBITRAGE: 3-MONTH FUNDS

DIFFERENTIAL: PLUS(+), INDICATES FAVOR DOLLAR ASSETS  
AVERAGES FOR WEEK ENDING WEDNESDAY

PER CENT PER ANNUM



1977

1979

1977

1979

# LONG-TERM GOVERNMENT BOND YIELDS

WEEKLY SERIES

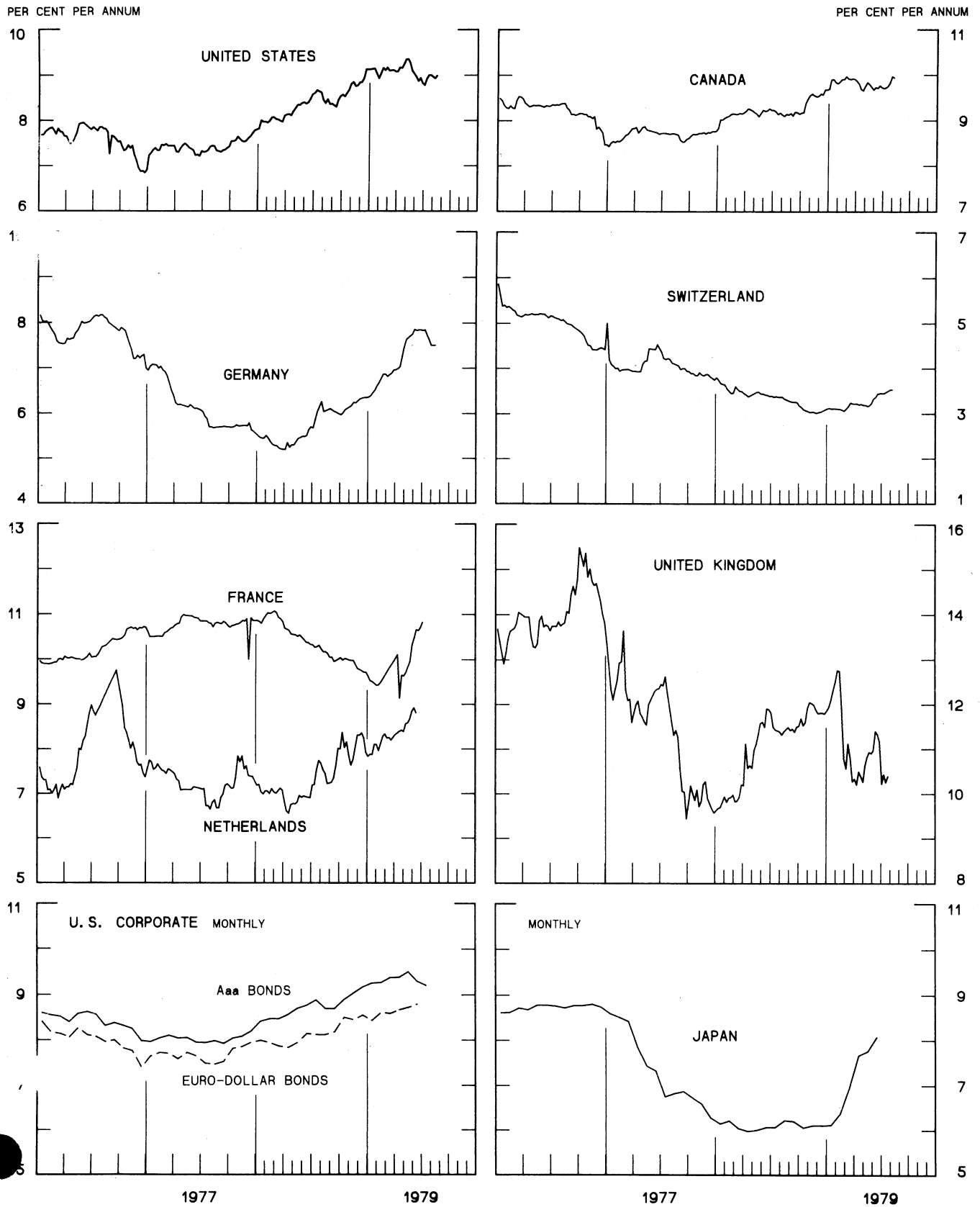
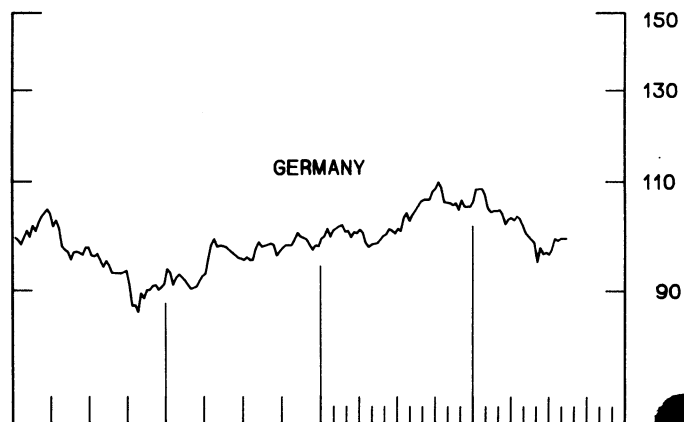
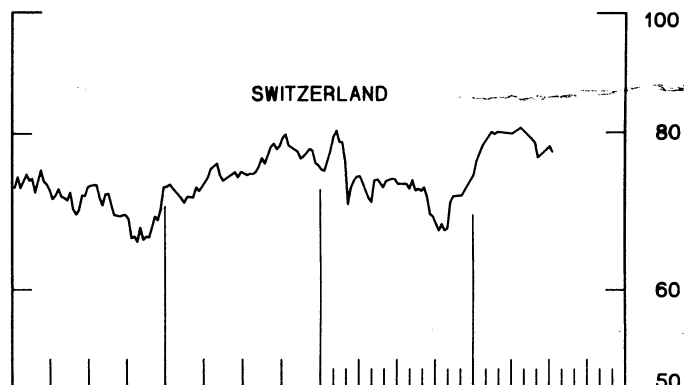
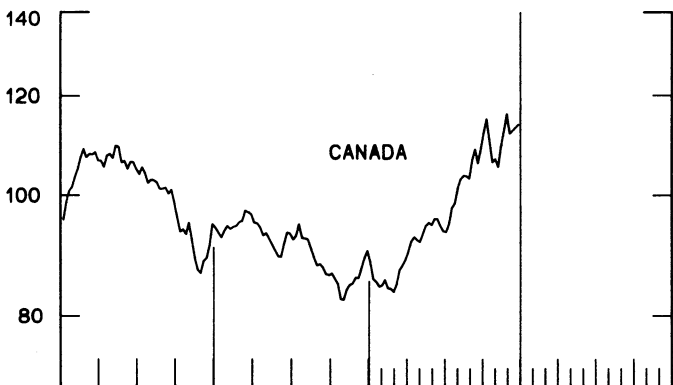
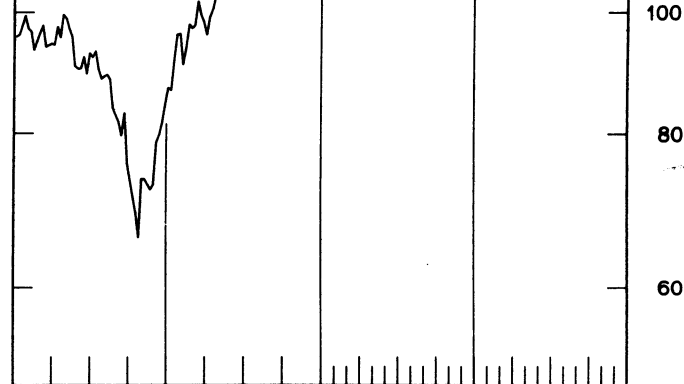
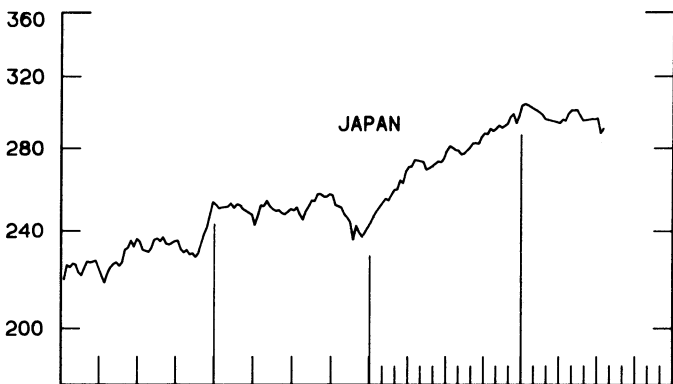
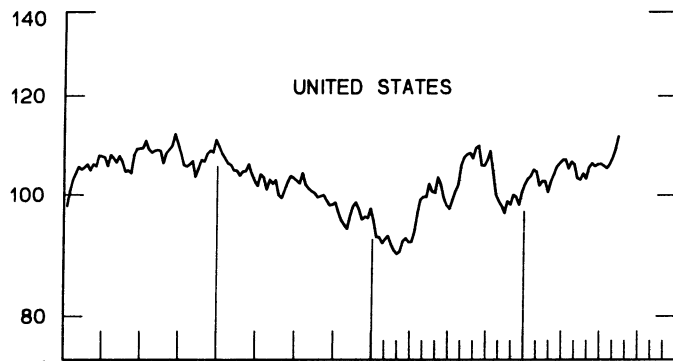


CHART 10  
**INDUSTRIAL STOCK INDICES**  
 WEEKLY SERIES

RATIO SCALE  
 1969=100

RATIO SCALE  
 1969=100



1977

1979

1977

1979

SERIES NAME

LAST VALUE PLOTTED  
DATE VALUE

CHART 1. SPOT EXCHANGE RATES AND INDICES

WEEKLY AVERAGES, NOON BUYING RATES (U.S. CENTS)

GERMAN MARK	AUG. 22	54.64
JAPANESE YEN	AUG. 22	0.45914
DUTCH GUILDER	AUG. 22	49.70
U.K. POUND	AUG. 22	221.78
CANADIAN DOLLAR	AUG. 22	85.58
FRENCH FRANC	AUG. 22	23.47
SWISS FRANC	AUG. 22	60.29
BELGIAN FRANC	AUG. 22	3.40843
ITALIAN LIRA	AUG. 22	0.12219

INDICES, MARCH 1973 BASE RATES = 100

GERMAN MARK	AUG. 22	153.70
JAPANESE YEN	AUG. 22	120.22
DUTCH GUILDER	AUG. 22	142.69
U.K. POUND	AUG. 22	89.70
CANADIAN DOLLAR	AUG. 22	85.30
FRENCH FRANC	AUG. 22	105.75
SWISS FRANC	AUG. 22	193.95
BELGIAN FRANC	AUG. 22	134.31
ITALIAN LIRA	AUG. 22	69.41

WEIGHTED AVERAGE EXCHANGE VALUE INDICES, MAR 1973 = 100  
(G-10 COUNTRIES PLUS SWITZERLAND)

U.S. DOLLAR	AUG. 22	87.38
GERMAN MARK	AUG. 22	147.15
JAPANESE YEN	AUG. 22	109.12
DUTCH GUILDER	AUG. 22	130.56
U.K. POUND	AUG. 22	78.89
CANADIAN DOLLAR	AUG. 22	75.14
FRENCH FRANC	AUG. 22	94.56
SWISS FRANC	AUG. 22	177.23
BELGIAN FRANC	AUG. 22	121.99
ITALIAN LIRA	AUG. 22	60.21
SWEDISH KRONA	AUG. 22	93.94

CHART 2. 3-MONTH FORWARD EXCHANGE RATES, PREMIUM OR DISCOUNT

CANADIAN DOLLAR	AUG. 22	-0.31
U.K. POUND	AUG. 22	-2.37
GERMAN MARK	AUG. 22	5.01
FRENCH FRANC	AUG. 22	-0.47
SWISS FRANC	AUG. 22	10.16
DUTCH GUILDER	AUG. 22	2.40
JAPANESE YEN	AUG. 22	5.36
ITALIAN LIRA	AUG. 22	-3.13

LAST VALUE PLOTTED  
DATE VALUE

SERIES NAME

CHART 3. GOLD PRICE IN LONDON, AFTERNOON FIXING

U.S. DOLLARS PER FINE OUNCE AUG. 22 301.73

CHART 4. CALL MONEY RATES

U.S. FEDERAL FUNDS	AUG. 22	11.04
OVERNIGHT EURO-DOLLAR DEPOSITS	AUG. 22	11.21
U.K. 2-DAY LOCAL AUTHORITY DEPOSITS	AUG. 17	14.13
CANADA	AUG. 10	11.50
GERMANY	AUG. 17	6.40
EURO-DM	AUG. 10	6.21
JAPAN	AUG. 17	6.69
FRANCE	AUG. 17	10.50
NETHERLANDS	JUNE 15	7.10
EURO-SWISS FRANC	AUG. 10	0.91

CHART 5. 3-MONTH INTEREST RATES

U.S. 90-DAY CD'S, SECONDARY MARKET	AUG. 22	10.81
GERMAN INTERBANK LOAN	AUG. 22	7.06
JAPANESE BANK LOANS & DISCOUNTS	AUG. 22	7.00
CANADIAN FINANCE PAPER	AUG. 22	11.88
INTERBANK STERLING	AUG. 22	14.03
SWISS INTERBANK LOAN	AUG. 22	1.65
WEIGHTED AVERAGE FOREIGN INTEREST RATE (G-10 COUNTRIES PLUS SWITZERLAND)	AUG. 22	8.81

CHART 6. EURO-DOLLAR DEPOSIT RATES: LONDON

OVERNIGHT	AUG. 22	11.21
7-DAY	AUG. 22	11.43
1-MONTH	AUG. 22	11.35
3-MONTH	AUG. 22	11.63
6-MONTH	AUG. 22	11.54
1-YEAR	AUG. 22	11.16

CHART 7. SELECTED EURO-DOLLAR AND U.S. MONEY MARKET RATES

OVERNIGHT EURO-DOLLAR DEPOSITS	AUG. 22	11.21
U.S. FEDERAL FUNDS	AUG. 22	11.04
DIFFERENTIAL ADJ. FOR RESERVE REQUIREMENTS	AUG. 22	0.17
3-MONTH EURO-DOLLAR DEPOSIT RATE	AUG. 22	11.63
U.S. 90-DAY CD'S, SECONDARY MARKET	AUG. 22	10.81
DIFFERENTIAL	AUG. 22	0.82

SERIES NAME

LAST VALUE PLOTTED  
DATE VALUE

CHART 8. INTEREST ARBITRAGE, 3-MONTH FUNDS

EURO-DOLLAR DEPOSIT	AUG. 22	11.63
INTERBANK STERLING (LONDON), COVERED	AUG. 22	11.57
DIFFERENTIAL	AUG. 22	0.05
U.S. COMMERCIAL PAPER	AUG. 22	10.53
CANADIAN FINANCE PAPER, COVERED	AUG. 22	11.56
DIFFERENTIAL	AUG. 22	-1.03
EURO-DOLLAR DEPOSIT	AUG. 22	11.63
INTERBANK DM (FRANKFURT), COVERED	AUG. 22	12.16
DIFFERENTIAL	AUG. 22	-0.54
EURO-DOLLAR DEPOSIT	AUG. 22	11.63
SWISS INTERBANK, COVERED	AUG. 22	11.85
DIFFERENTIAL	AUG. 22	-0.22

CHART 9. LONG TERM GOVERNMENT BOND YIELDS

UNITED STATES	AUG. 17	9.00
GERMANY	AUG. 17	7.51
JAPAN (MONTHLY)	JUNE	8.07
SWITZERLAND	AUG. 10	3.53
CANADA	AUG. 10	9.94
FRANCE	JULY 6	10.83
NETHERLANDS	JUNE 15	8.81
UNITED KINGDOM	JULY 27	10.39
U.S. CORPORATE		
AAA BONDS	JULY	9.20
EURO-DM BONDS	DEC.	6.63
EURO-DOLLAR BONDS	JUNE	8.79

CHART 10. INDUSTRIAL STOCK INDICES

UNITED STATES	AUG. 17	111.55
JAPAN	JULY 20	290.39
CANADA	DEC. 29	113.81
FRANCE	JULY 13	133.90
UNITED KINGDOM	AUG. 3	108.98
SWITZERLAND	JULY 13	77.22
GERMANY	AUG. 17	98.97



# FEDERAL RESERVE statistical release

H.10(512)

AUGUST 28, 1979

## FOREIGN EXCHANGE RATES

FOR THE WEEK ENDING AUGUST 24, 1979

The Board of Governors of the Federal Reserve System is advised that the Federal Reserve Bank of New York has certified for customs purposes the following noon buying rate in New York City for cable transfers payable in foreign currencies:

COUNTRY	MONETARY UNIT	(RATE U.S. CENTS)				
		AUG. 20	AUG. 21	AUG. 22	AUG. 23	AUG. 24
AUSTRALIA	DOLLAR	112.7400	112.7400	112.5600	112.8200	112.7400
AUSTRIA	SCHILLING	7.46826	7.46826	7.47105	7.47384	7.48223
BELGIUM	FRANC	3.40600	3.40600	3.41006	3.41297	3.41297
CANADA	DOLLAR	85.5140	85.8148	85.6458	85.8738	85.6898
DENMARK	KRONE	18.9484	18.9501	18.9501	18.9609	18.9861
FINLAND	MARKKA	26.0654	26.1369	26.1712	26.0484	26.0451
FRANCE	FRANC	23.4604	23.4521	23.4676	23.4797	23.4797
GERMANY	D. MARK	54.5941	54.5554	54.5911	54.6747	54.7046
INDIA	RUPEE	12.5000	12.5000	12.5000	12.5000	12.3800
IRELAND	POUND	205.1000	205.0000	205.5000	206.0500	206.4000
ITALY	LIRA	0.12217	0.12214	0.12229	0.12225	0.12241
JAPAN	YEN	0.46002	0.45903	0.45558	0.45637	0.45610
MALAYSIA	DOLLAR	46.3499	46.3499	46.2856	46.3392	46.3714
MEXICO	PESO	4.3821	4.3821	4.3821	4.3821	4.3821
NETHERLANDS	GUILDER	49.6894	49.6771	49.7142	49.8132	49.8380
NEW ZEALAND	DOLLAR	101.0800	101.1000	101.0500	101.2000	101.0000
NORWAY	KRONE	19.8590	19.8570	19.8610	19.8590	19.8827
PORTUGAL	ESCUDO	2.0296	2.0305	2.0313	2.0313	2.0292
SOUTH AFRICA	RAND	119.4500	119.4500	119.4000	119.4000	119.4000
SPAIN	PESETA	1.5135	1.5135	1.5138	1.5138	1.5133
SRI LANKA	RUPEE	6.4800	6.4800	6.4800	6.4800	6.4800
SWEDEN	KRONA	23.6239	23.6434	23.6407	23.6630	23.6770
SWITZERLAND	FRANC	60.2192	60.2591	60.2664	60.3573	60.4157
UNITED KINGDOM	POUND	222.1500	221.0500	221.7900	222.2000	223.2000