

DATA FILE
LIBRARY
FEDERAL RESERVE BANK
OF CHICAGO
(516/517)

S-440

LIBRARY
SEP 17 1979
FEDERAL RESERVE
BANK OF CHICAGO

Selected Interest & Exchange Rates

Weekly Series of Charts

August 20, 1979

Prepared by the
FINANCIAL MARKETS
SECTION

DIVISION OF
INTERNATIONAL FINANCE

BOARD OF GOVERNORS
FEDERAL RESERVE SYSTEM
Washington, D.C. 20551

Table of Contents

TABLES

1. LATEST FIGURES PLOTTED
2. DAILY CERTIFIED SPOT EXCHANGE RATES--
H.10 RELEASE

CHARTS

1. SPOT EXCHANGE RATE INDICES
2. 3-MONTH FORWARD EXCHANGE RATES
3. GOLD PRICE--LONDON
4. CALL MONEY RATES
5. 3-MONTH INTEREST RATES
6. EURO-DOLLAR DEPOSIT RATES
7. SELECTED EURO-DOLLAR AND U.S. MONEY MARKET RATES
8. INTEREST ARBITRAGE: 3-MONTH FUNDS
9. LONG-TERM GOVERNMENT BOND YIELDS
10. INDUSTRIAL STOCK INDICES

SUBSCRIPTION RATES:

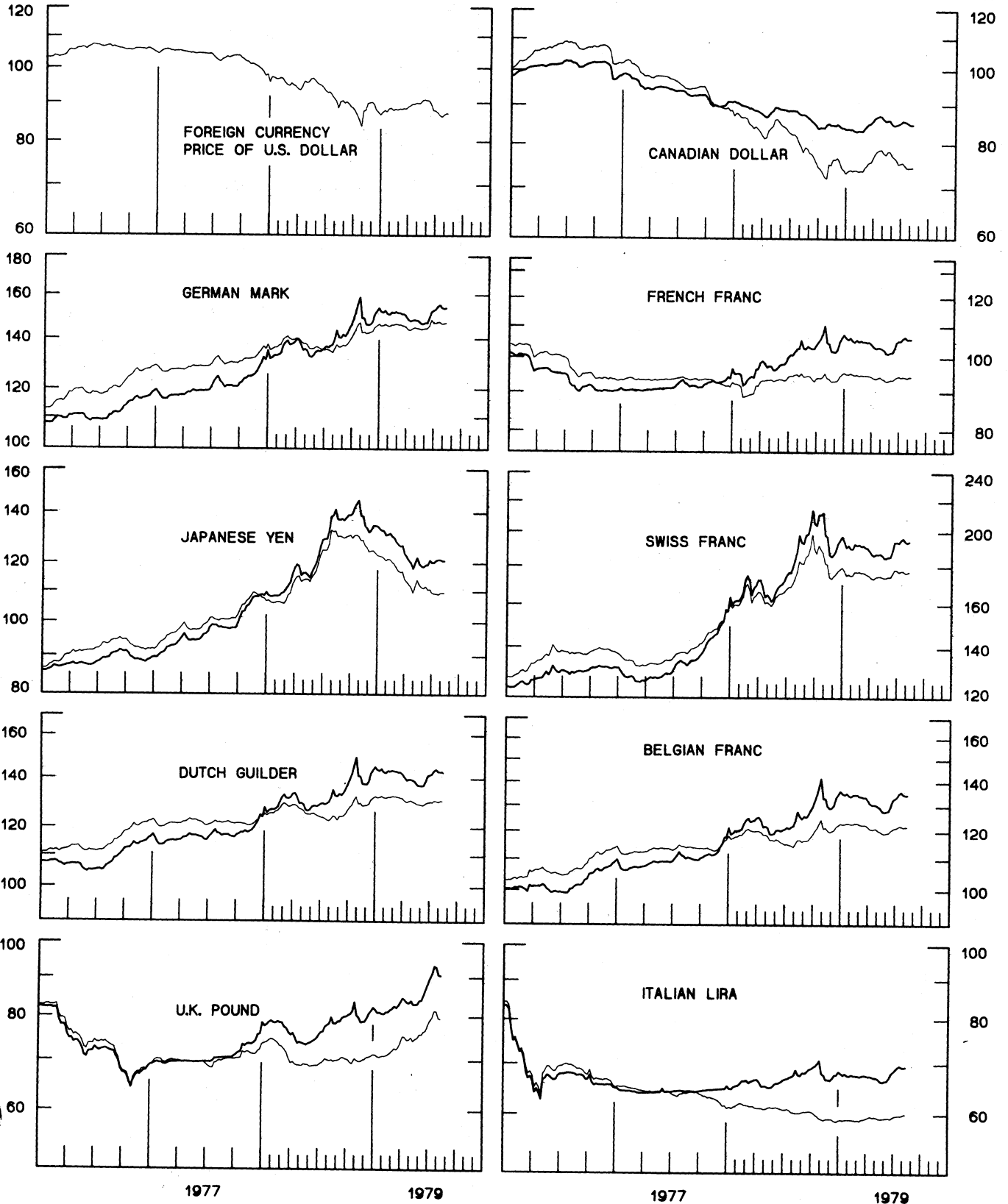
Weekly \$15.00 per year or \$.40 each in the United States, its possessions, Canada, and Mexico; 10 or more of the same issue to one address, \$13.50 per year or \$.35 each. Elsewhere, \$20.00 per year or \$.50 each. Address requests to Publications Services, Division of Administrative Services, and make payment remittance payable to the order of the Board of Governors of the Federal Reserve System in a form collectible at par in U.S. Currency.

SPOT EXCHANGE INDICES

DOLLAR PRICES OF FOREIGN CURRENCIES AND WEIGHTED AVERAGE VALUES (THIN LINE)
AVERAGES FOR WEEK ENDING WEDNESDAY

RATIO SCALE
MARCH 1973=100

RATIO SCALE
MARCH 1973=100



1977

1979

1977

1979

CHART 2
3-MONTH FORWARD EXCHANGE RATES
 PREMIUM (+) OR (-)
 AVERAGES FOR WEEK ENDING WEDNESDAY

PER CENT PER ANNUM

PER CENT PER ANNUM

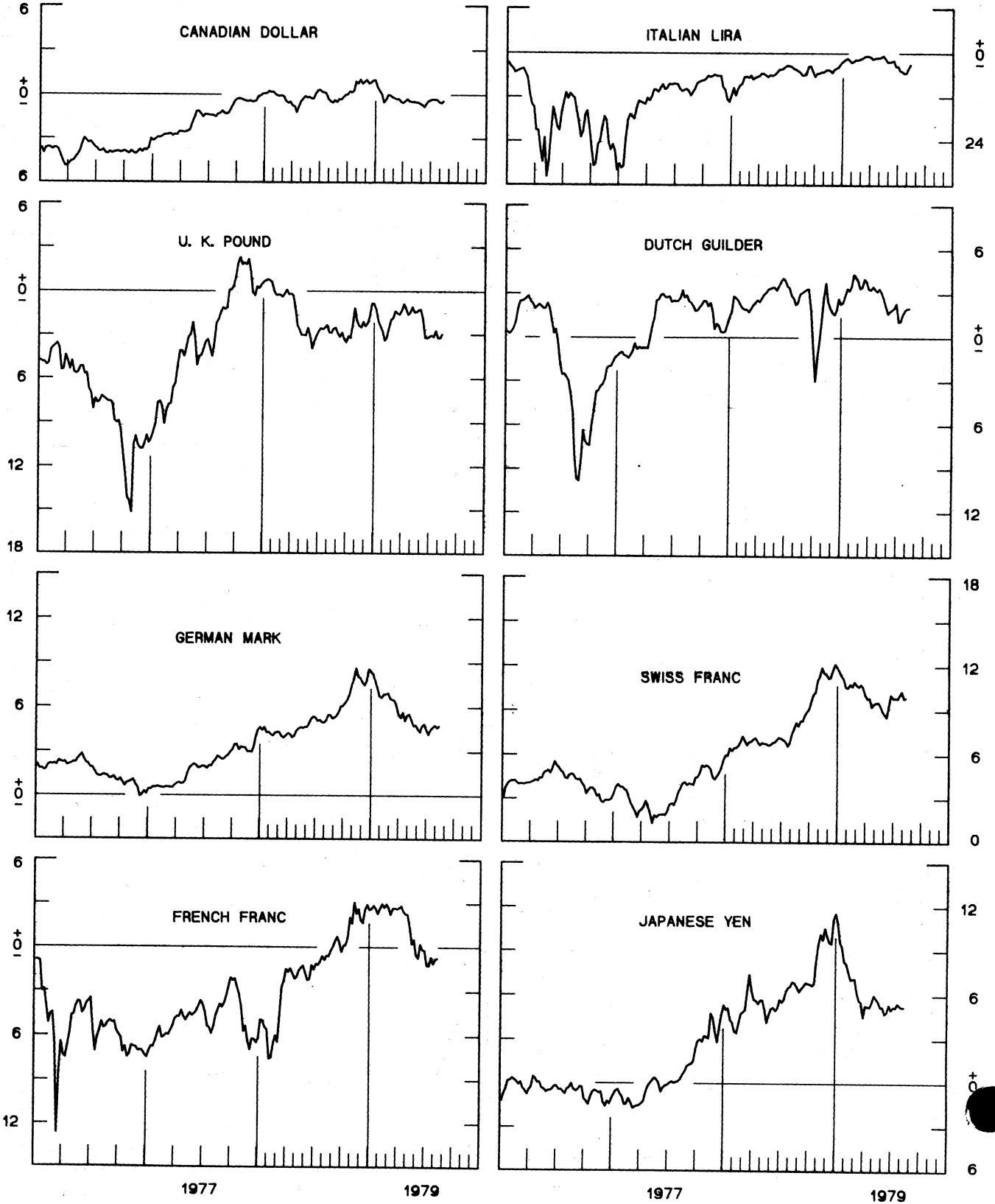


CHART 3
PRICE OF GOLD IN LONDON
AVERAGES FOR WEEK ENDING WEDNESDAY

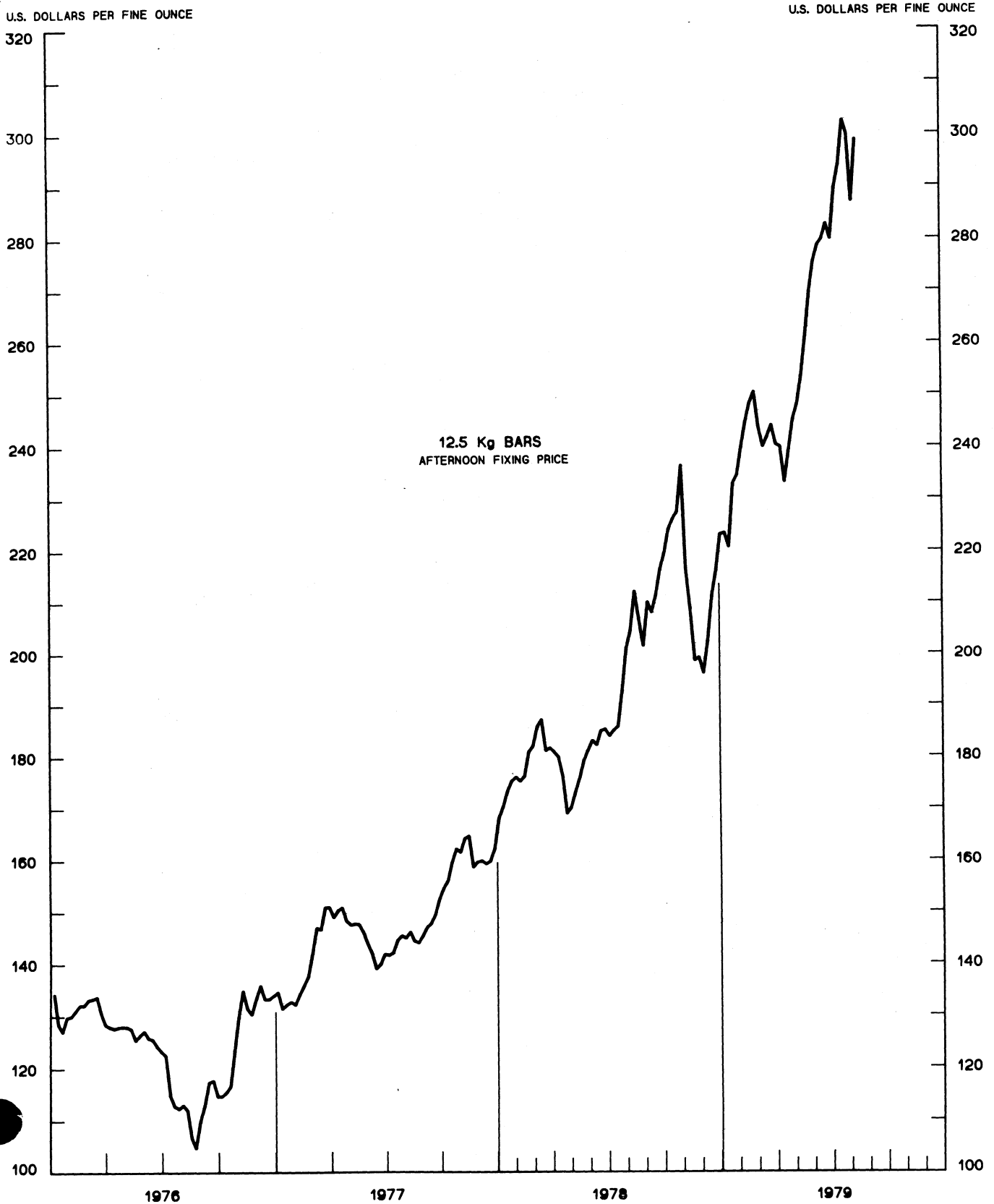


CHART 4
CALL MONEY RATES
 WEEKLY SERIES

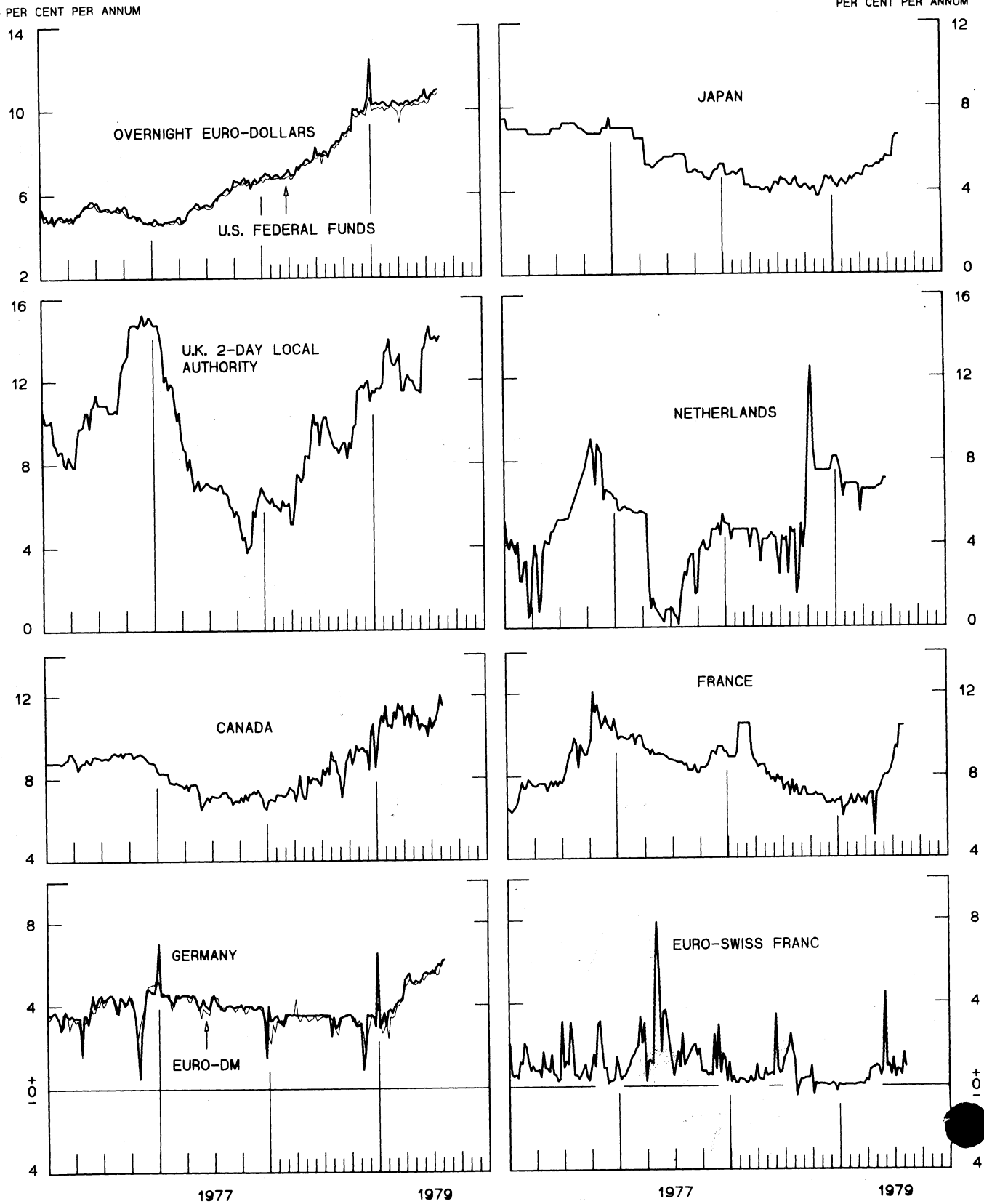
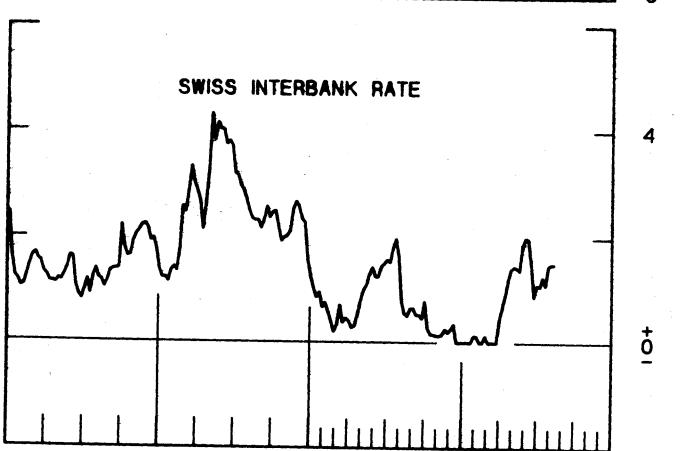
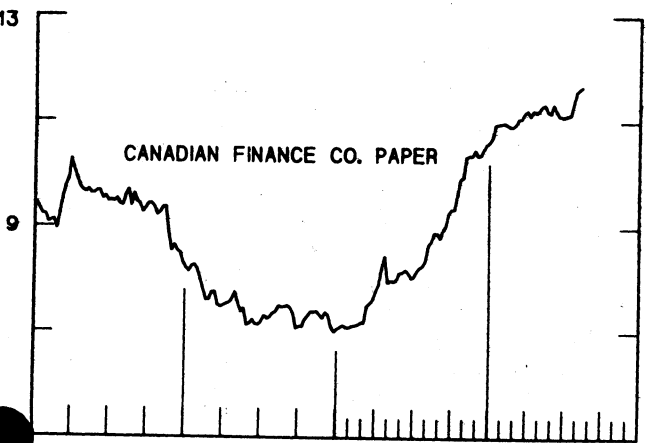
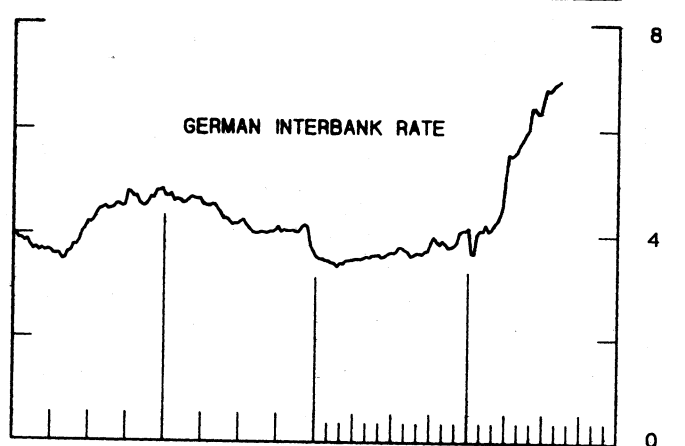
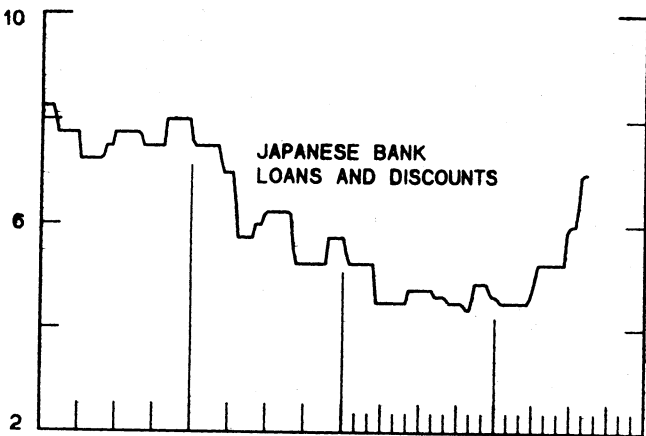
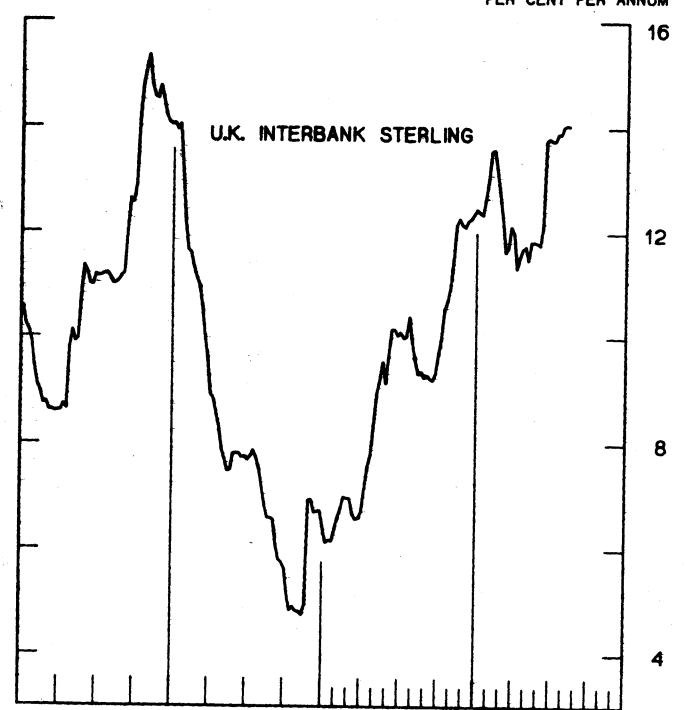
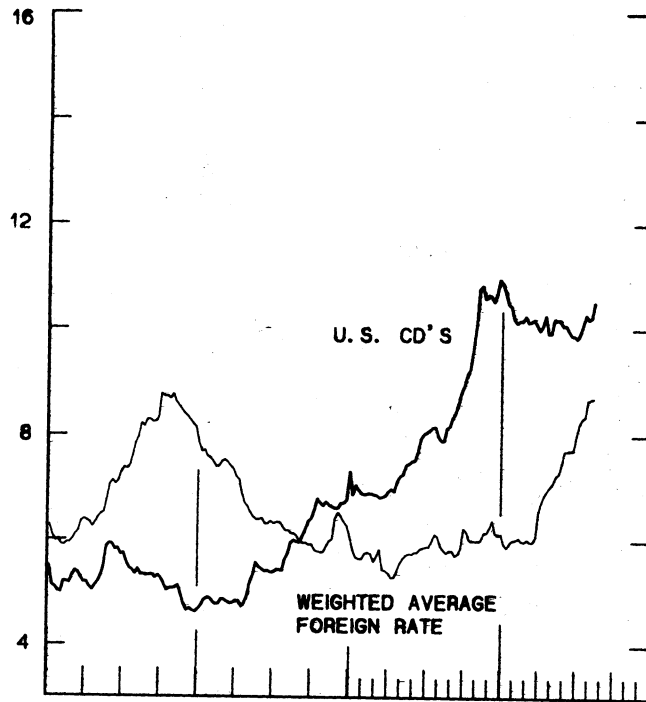


CHART 5
3-MONTH INTEREST RATES
 WEEKLY SERIES

PER CENT PER ANNUM

PER CENT PER ANNUM



1977

1979

1977

1979

CHART 6
EURO-DOLLAR DEPOSIT RATES LONDON
AVERAGES FOR WEEK ENDING WEDNESDAY

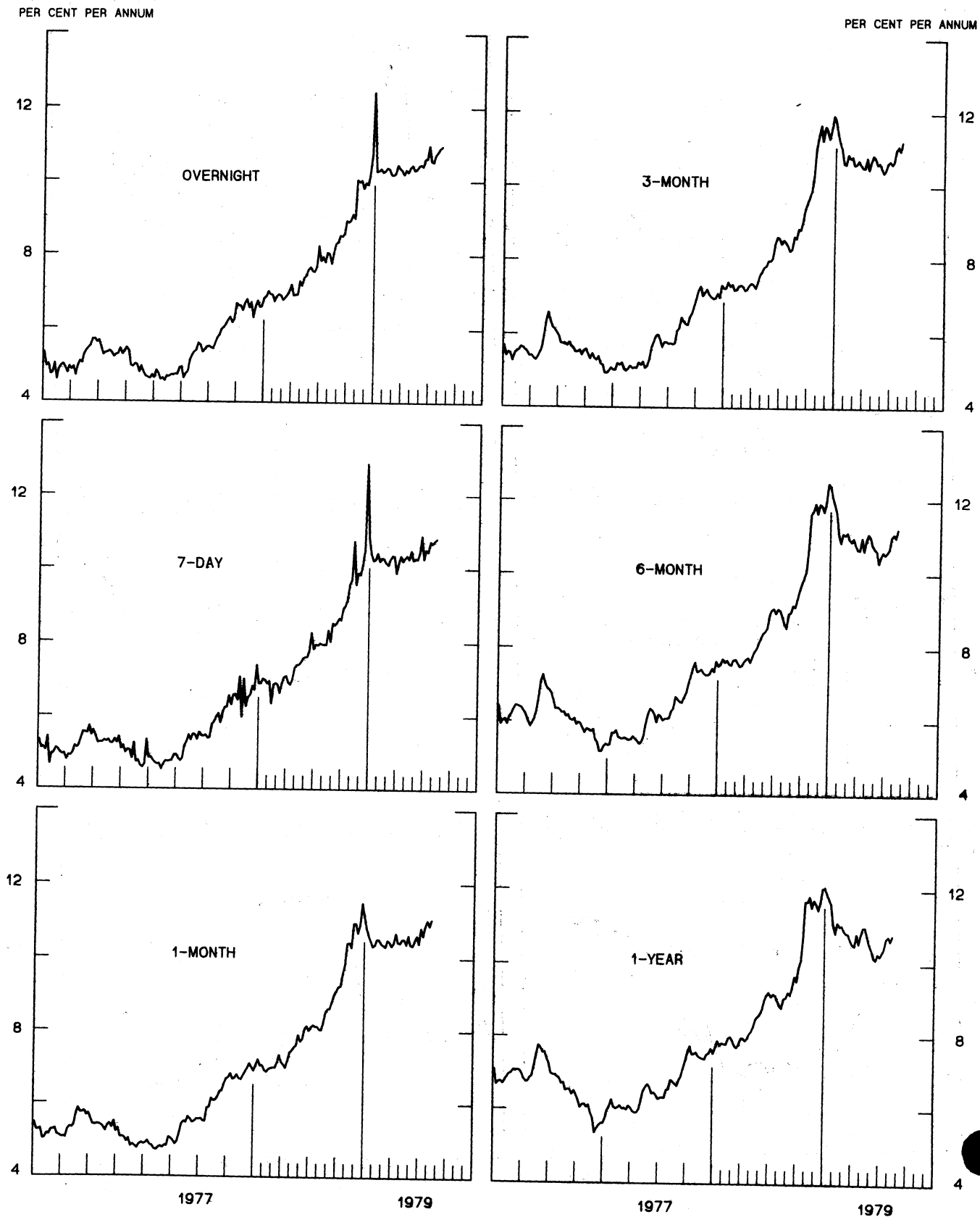
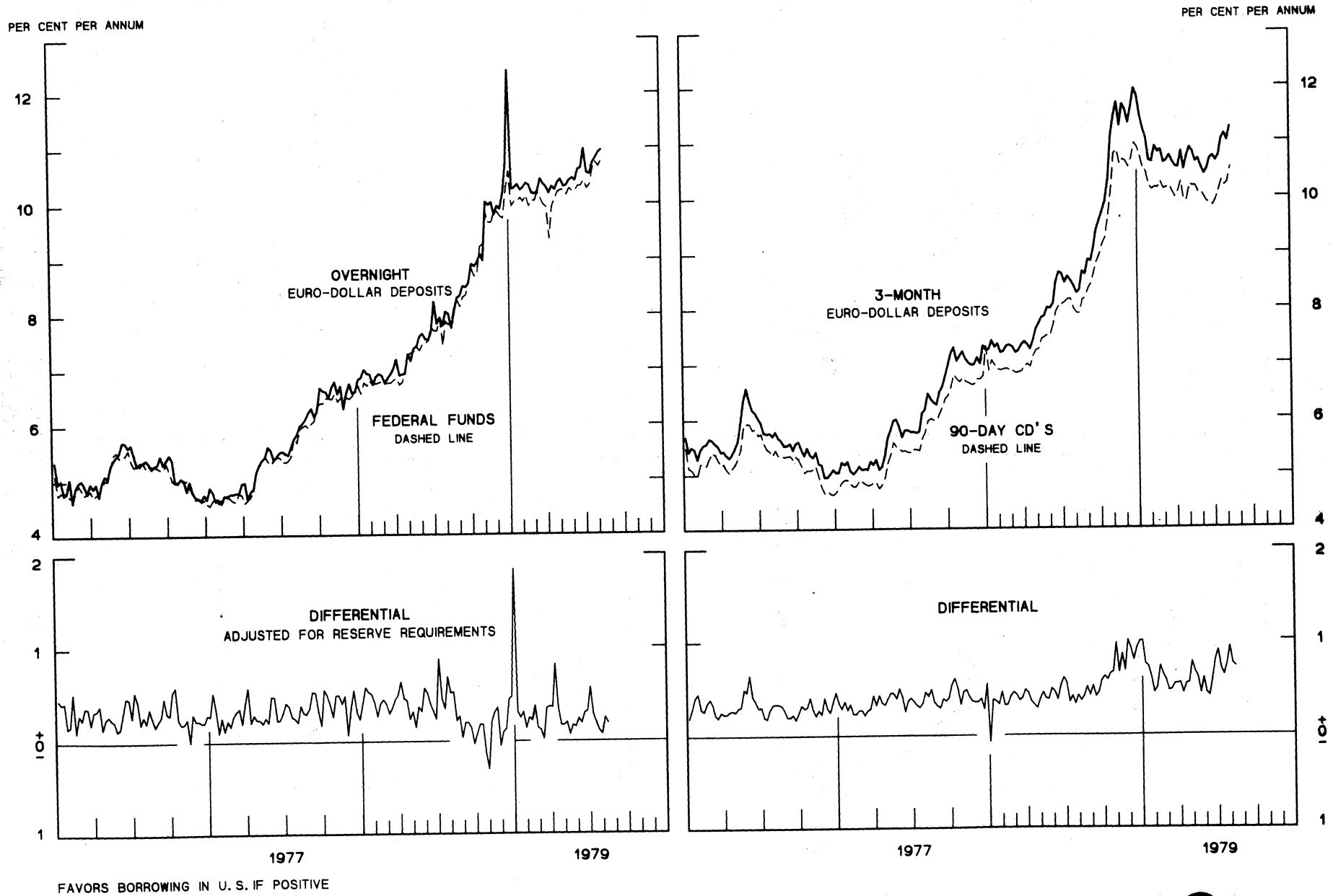
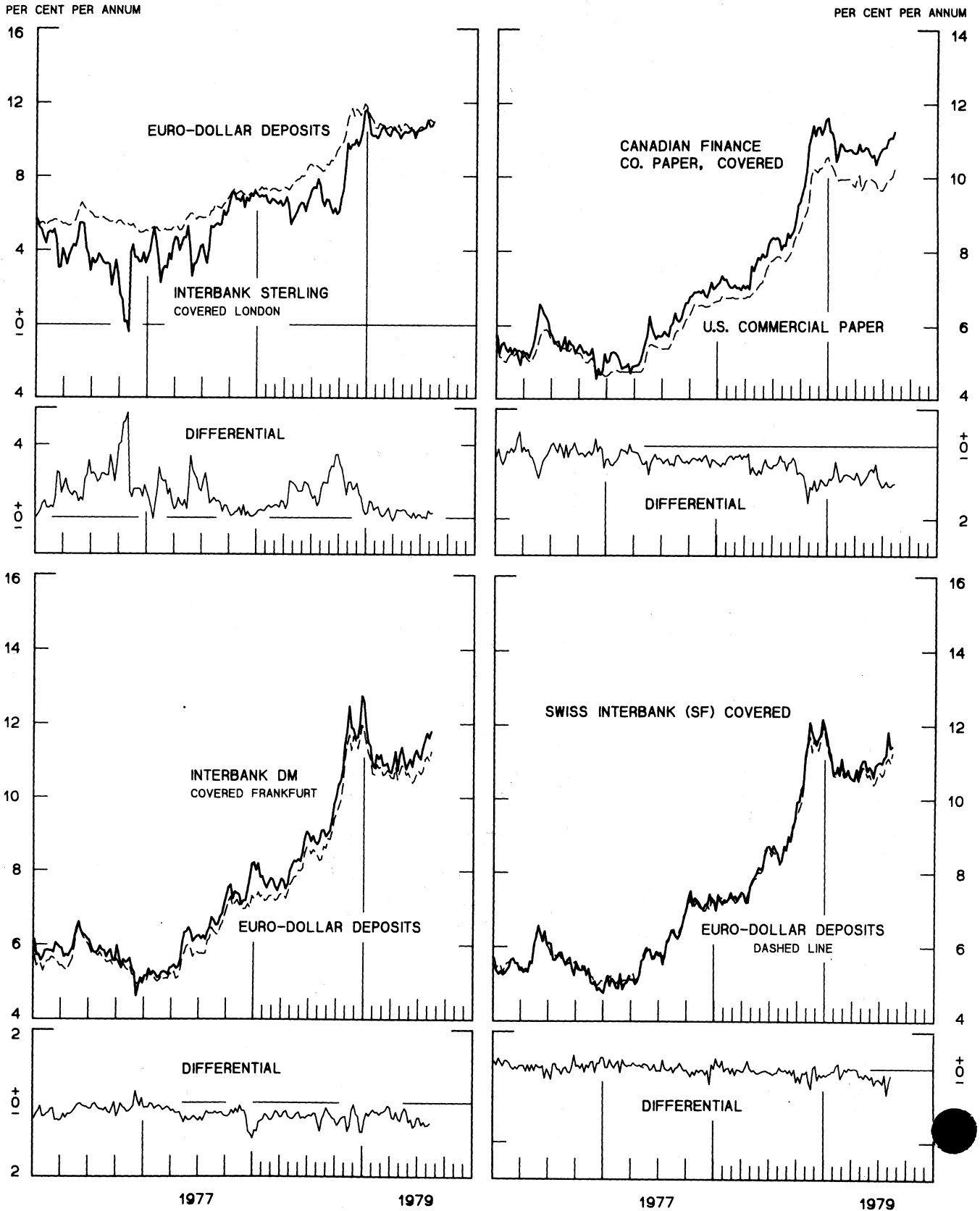


CHART 7
SELECTED EURO-DOLLAR AND U. S. MONEY MARKET RATES
 AVERAGES FOR WEEK ENDING WEDNESDAY



INTEREST ARBITRAGE: 3-MONTH FUNDS

DIFFERENTIAL: PLUS(+), INDICATES FAVOR DOLLAR ASSETS
AVERAGES FOR WEEK ENDING WEDNESDAY

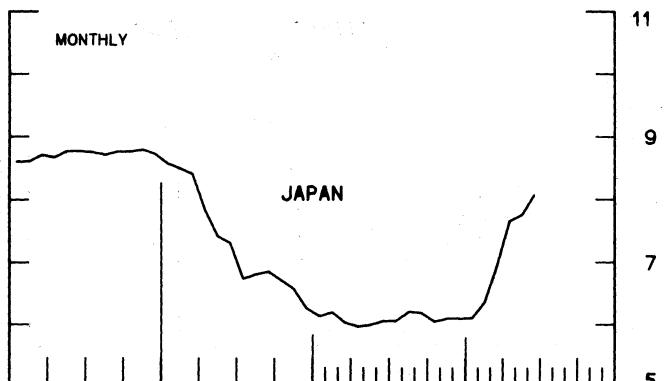
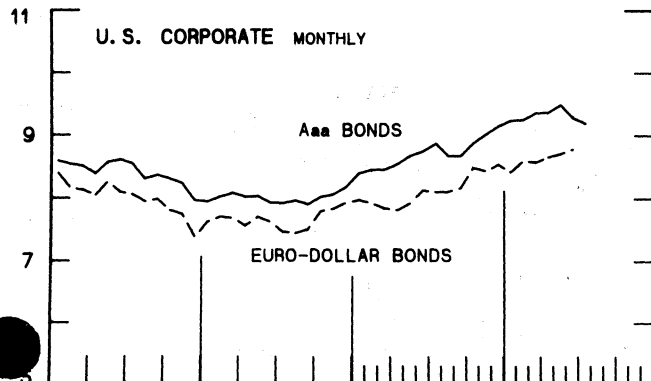
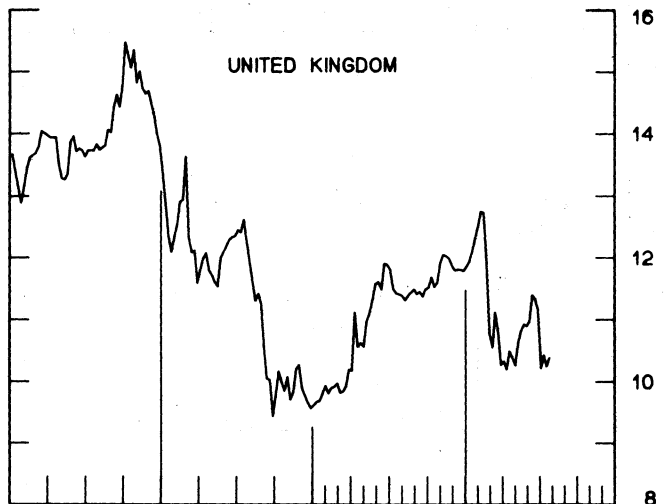
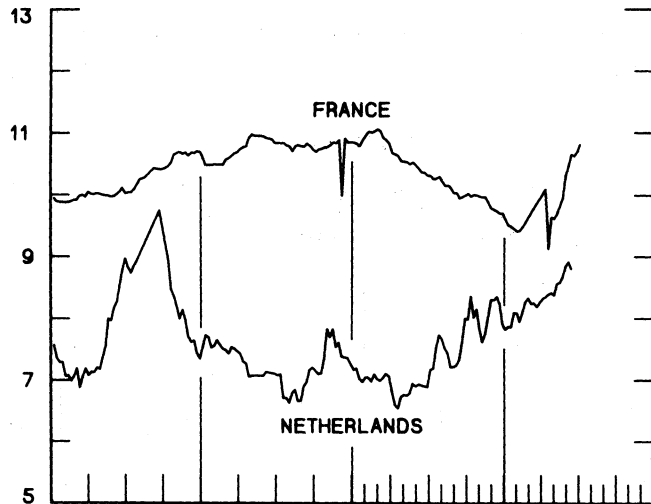
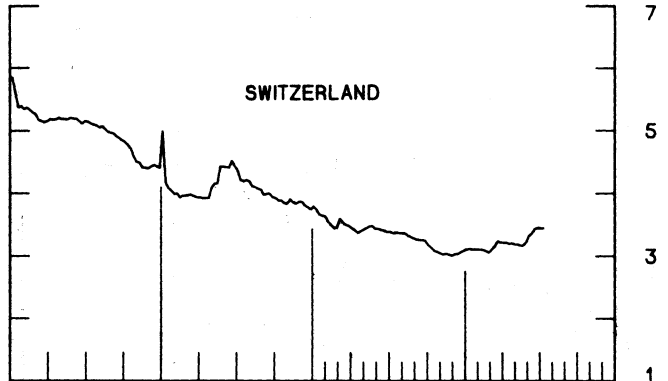
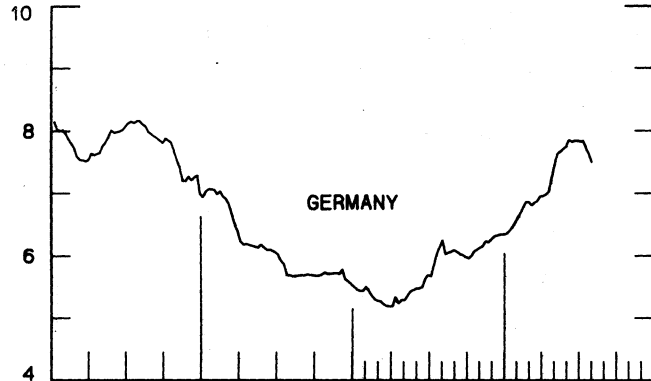
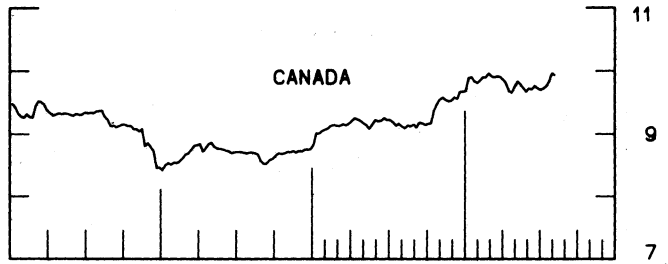
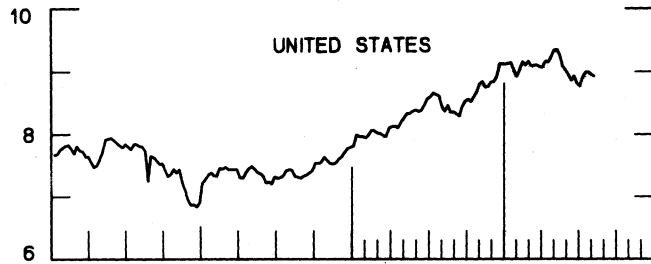


LONG-TERM GOVERNMENT BOND YIELDS

WEEKLY SERIES

PER CENT PER ANNUM

PER CENT PER ANNUM



1977

1979

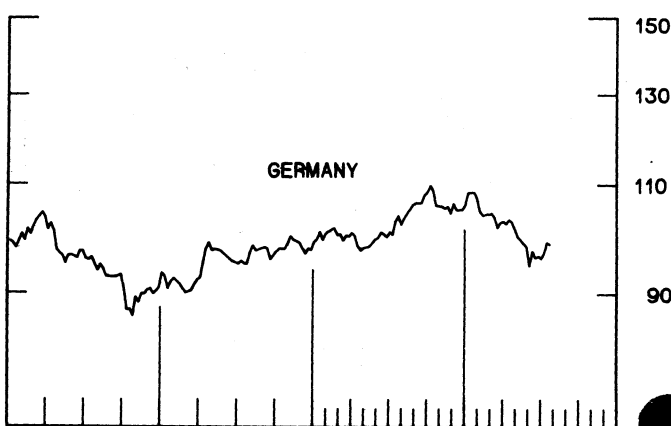
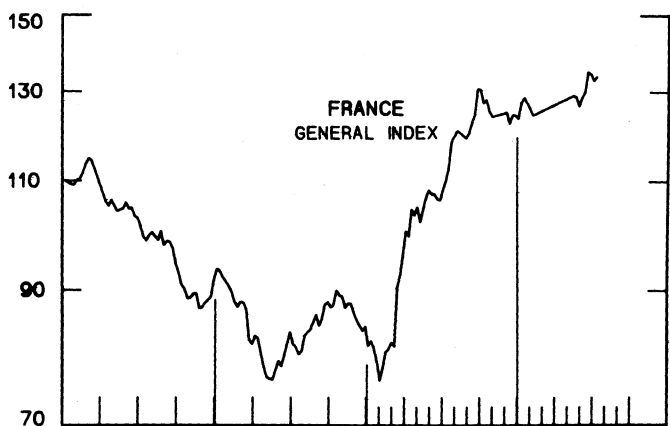
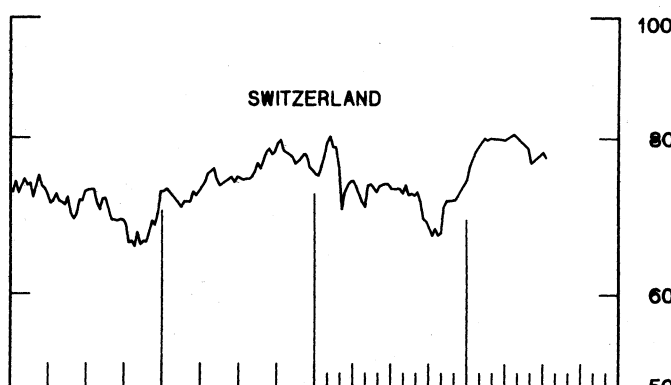
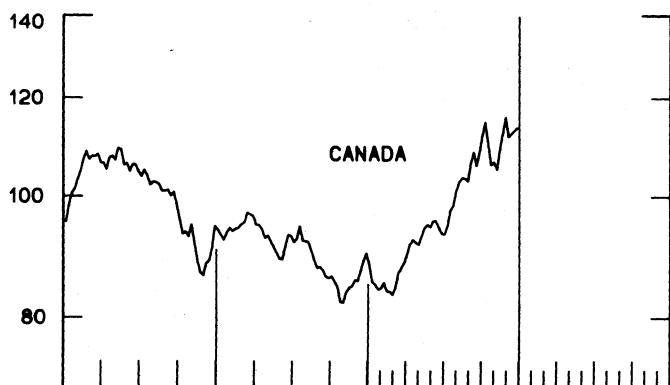
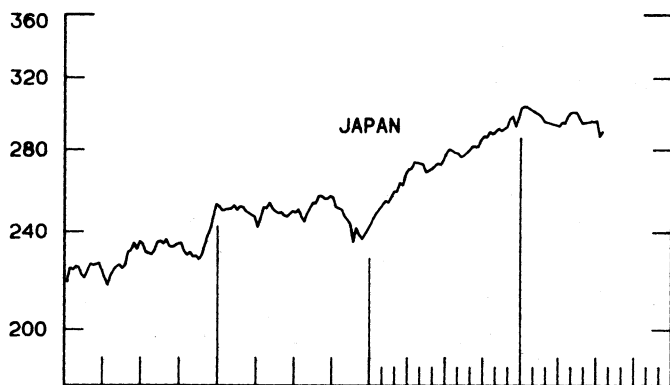
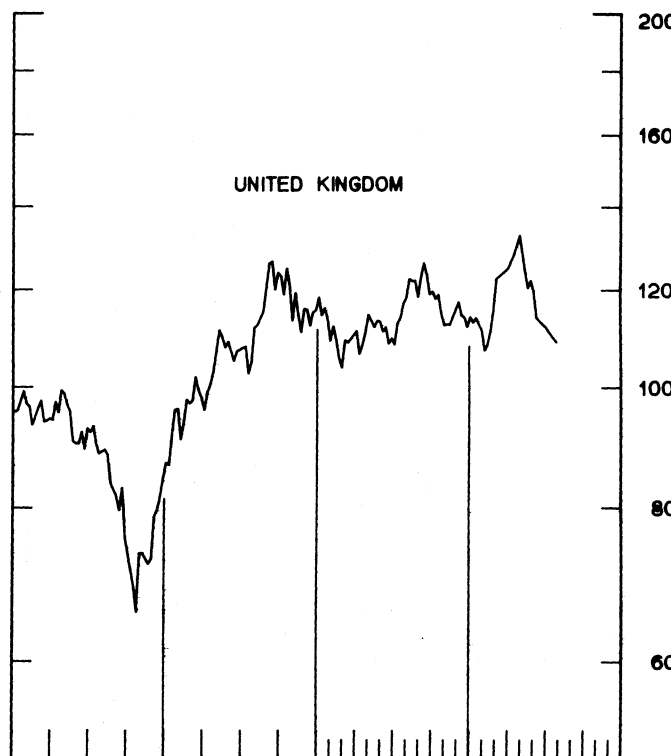
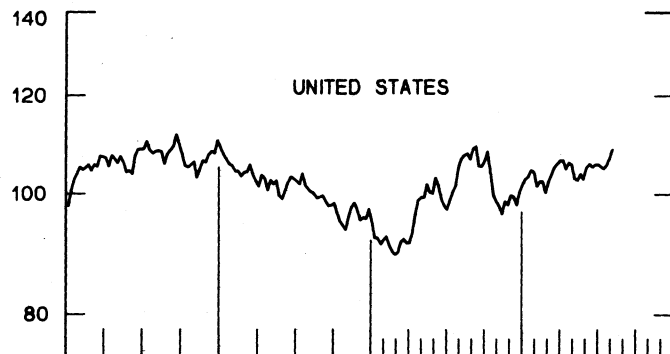
1977

1979

CHART 10
INDUSTRIAL STOCK INDICES
 WEEKLY SERIES

RATIO SCALE
 1969=100

RATIO SCALE
 1969=100



1977

1979

1977

1979

SERIES NAME

LAST VALUE PLOTTED
DATE VALUE

CHART 1. SPOT EXCHANGE RATES AND INDICES

WEEKLY AVERAGES, NOON BUYING RATES (U.S. CENTS)

GERMAN MARK	AUG. 15	54.71
JAPANESE YEN	AUG. 15	0.46203
DUTCH GUILDER	AUG. 15	49.80
U.K. POUND	AUG. 15	223.64
CANADIAN DOLLAR	AUG. 15	85.27
FRENCH FRANC	AUG. 15	23.51
SWISS FRANC	AUG. 15	60.49
BELGIAN FRANC	AUG. 15	3.41929
ITALIAN LIRA	AUG. 15	0.12222

INDICES, MARCH 1973 BASE RATES = 100

GERMAN MARK	AUG. 15	153.90
JAPANESE YEN	AUG. 15	120.98
DUTCH GUILDER	AUG. 15	142.98
U.K. POUND	AUG. 15	90.45
CANADIAN DOLLAR	AUG. 15	34.99
FRENCH FRANC	AUG. 15	105.94
SWISS FRANC	AUG. 15	194.62
BELGIAN FRANC	AUG. 15	134.74
ITALIAN LIRA	AUG. 15	69.43

WEIGHTED AVERAGE EXCHANGE VALUE INDICES, MAR 1973 = 100
(G-10 COUNTRIES PLUS SWITZERLAND)

U.S. DOLLAR	AUG. 15	87.14
GERMAN MARK	AUG. 15	147.13
JAPANESE YEN	AUG. 15	109.62
DUTCH GUILDER	AUG. 15	130.53
U.K. POUND	AUG. 15	79.43
CANADIAN DOLLAR	AUG. 15	74.67
FRENCH FRANC	AUG. 15	94.50
SWISS FRANC	AUG. 15	177.45
BELGIAN FRANC	AUG. 15	122.11
ITALIAN LIRA	AUG. 15	60.08
SWEDISH KRONA	AUG. 15	94.01

CHART 2. 3-MONTH FORWARD EXCHANGE RATES, PREMIUM OR DISCOUNT

CANADIAN DOLLAR	AUG. 15	-0.41
U.K. POUND	AUG. 15	-2.96
GERMAN MARK	AUG. 15	4.77
FRENCH FRANC	AUG. 15	-0.74
SWISS FRANC	AUG. 15	9.90
DUTCH GUILDER	AUG. 15	2.01
JAPANESE YEN	AUG. 15	5.21
ITALIAN LIRA	AUG. 15	-2.98

SERIES NAME

LAST VALUE PLOTTED
DATE VALUE

CHART 3. GOLD PRICE IN LONDON, AFTERNOON FIXING

U.S. DOLLARS PER FINE OUNCE	AUG. 15	298.69
-----------------------------	---------	--------

CHART 4. CALL MONEY RATES

U.S. FEDERAL FUNDS	AUG. 15	10.78
OVERNIGHT EURO-DOLLAR DEPOSITS	AUG. 15	10.97
U.K. 2-DAY LOCAL AUTHORITY DEPOSITS	AUG. 10	14.13
CANADA	AUG. 10	11.50
GERMANY	AUG. 10	6.15
EURO-DM	AUG. 10	6.21
JAPAN	AUG. 10	6.63
FRANCE	AUG. 10	10.38
NETHERLANDS	JUNE 15	7.10
EURO-SWISS FRANC	AUG. 10	0.91

CHART 5. 3-MONTH INTEREST RATES

U.S. 90-DAY CD'S, SECONDARY MARKET	AUG. 15	10.53
GERMAN INTERBANK LOAN	AUG. 15	6.95
JAPANESE BANK LOANS & DISCOUNTS	AUG. 15	7.00
CANADIAN FINANCE PAPER	AUG. 15	11.68
INTERBANK STERLING	AUG. 15	14.05
SWISS INTERBANK LOAN	AUG. 15	1.50
WEIGHTED AVERAGE FOREIGN INTEREST RATE (G-10 COUNTRIES PLUS SWITZERLAND)	AUG. 15	8.72

CHART 6. EURO-DOLLAR DEPOSIT RATES: LONDON

OVERNIGHT	AUG. 15	10.97
7-DAY	AUG. 15	10.83
1-MONTH	AUG. 15	11.05
3-MONTH	AUG. 15	11.25
6-MONTH	AUG. 15	11.25
1-YEAR	AUG. 15	10.80

CHART 7. SELECTED EURO-DOLLAR AND U.S. MONEY MARKET RATES

OVERNIGHT EURO-DOLLAR DEPOSITS	AUG. 15	10.97
U.S. FEDERAL FUNDS	AUG. 15	10.78
DIFFERENTIAL ADJ. FOR RESERVE REQUIREMENTS	AUG. 15	0.19
3-MONTH EURO-DOLLAR DEPOSIT RATE	AUG. 15	11.25
U.S. 90-DAY CD'S, SECONDARY MARKET	AUG. 15	10.53
DIFFERENTIAL	AUG. 15	0.72

SERIES NAME

LAST VALUE PLOTTED
DATE VALUE

CHART 8. INTEREST ARBITRAGE, 3-MONTH FUNDS

EURO-DOLLAR DEPOSIT	AUG. 15	11.25
INTERBANK STERLING (LONDON), COVERED	AUG. 15	10.99
DIFFERENTIAL	AUG. 15	0.26
U.S. COMMERCIAL PAPER	AUG. 15	10.24
CANADIAN FINANCE PAPER, COVERED	AUG. 15	11.26
DIFFERENTIAL	AUG. 15	-1.02
EURO-DOLLAR DEPOSIT	AUG. 15	11.25
INTERBANK DM (FRANKFURT), COVERED	AUG. 15	11.30
DIFFERENTIAL	AUG. 15	-0.55
EURO-DOLLAR DEPOSIT	AUG. 15	11.25
SWISS INTERBANK, COVERED	AUG. 15	11.44
DIFFERENTIAL	AUG. 15	-0.19

CHART 9. LONG TERM GOVERNMENT BOND YIELDS

UNITED STATES	AUG. 10	8.94
GERMANY	AUG. 3	7.51
JAPAN (MONTHLY)	JUNE	8.07
SWITZERLAND	JULY 13	3.45
CANADA	AUG. 10	9.94
FRANCE	JULY 6	10.33
NETHERLANDS	JUNE 15	8.81
UNITED KINGDOM	JULY 27	10.39

U.S. CORPORATE

AAA BONDS	JULY	9.20
EURO-DM BONDS	DEC.	6.63
EURO-DOLLAR BONDS	JUNE	8.79

CHART 10. INDUSTRIAL STOCK INDICES

UNITED STATES	AUG. 10	109.01
JAPAN	JULY 20	290.39
CANADA	DEC. 29	113.81
FRANCE	JULY 13	133.90
UNITED KINGDOM	AUG. 3	108.98
SWITZERLAND	JULY 13	77.22
GERMANY	JULY 27	98.59



FEDERAL RESERVE statistical release

H.10(512)

AUGUST 21, 1979

FOREIGN EXCHANGE RATES

FOR THE WEEK ENDING AUGUST 17, 1979

The Board of Governors of the Federal Reserve System is advised that the Federal Reserve Bank of New York has certified for customs purposes the following noon buying rate in New York City for cable transfers payable in foreign currencies:

COUNTRY	MONETARY UNIT	(RATE U.S. CENTS)				
		AUG. 13	AUG. 14	AUG. 15	AUG. 16	AUG. 17
AUSTRALIA	DOLLAR	112.9200	112.8900	112.9800	112.8800	112.7200
AUSTRIA	SCHILLING	7.49064	7.45712	7.46826	7.47105	7.47105
BELGIUM	FRANC	3.41880	3.41297	3.40948	3.41413	3.40600
CANADA	DOLLAR	85.3024	85.2879	85.2224	85.4774	85.4701
DENMARK	KRONE	18.9969	18.9215	18.9340	18.9609	18.9036
FINLAND	MARKKA	26.2089	26.0688	26.1883	26.1883	26.0620
FRANCE	FRANC	23.5018	23.4577	23.4632	23.4990	23.4632
GERMANY	D. MARK	54.7435	54.5613	54.5554	54.6896	54.5494
INDIA	RUPEE	12.5200	12.5200	12.5200	12.5200	12.5000
IRELAND	POUND	205.7000	205.6000	205.8000	205.5000	205.5000
ITALY	LIRA	0.12226	0.12209	0.12201	0.12222	0.12210
JAPAN	YEN	0.46172	0.46125	0.46115	0.46087	0.46019
MALAYSIA	DOLLAR	46.4576	46.3822	46.4253	46.3822	46.2963
MEXICO	PESO	4.3802	4.3802	4.3802	4.3821	4.3821
NETHERLANDS	GUILDER	49.8132	49.6821	49.6648	49.7686	49.6648
NEW ZEALAND	DOLLAR	101.7000	101.1500	101.3500	101.1800	101.2000
NORWAY	KRONE	19.9442	19.9005	19.9104	19.9283	19.8610
PORTUGAL	ESCUDO	2.0333	2.0325	2.0338	2.0325	2.0305
SOUTH AFRICA	RAND	119.4000	119.4000	119.5500	119.5500	119.2500
SPAIN	PESETA	1.5135	1.5133	1.5129	1.5131	1.5133
SRI LANKA	RUPFEE	6.4000	6.4000	6.4000	6.4000	6.4800
SWEDEN	KRONA	23.7220	23.6658	23.6675	23.6714	23.6127
SWITZERLAND	FRANC	60.5144	60.3246	60.3500	60.4230	60.2591
UNITED KINGDOM	POUND	223.5500	223.2000	223.2000	222.1000	221.8000