

5-440

(516/517)

DATA FILE
LIBRARY
FEDERAL RESERVE BANK
OF CHICAGO

LIBRARY
AUG 24 1979
FEDERAL RESERVE
BANK OF CHICAGO

Selected Interest & Exchange Rates

Weekly Series of Charts

August 13, 1979

Prepared by the
FINANCIAL MARKETS
SECTION

DIVISION OF
INTERNATIONAL FINANCE

BOARD OF GOVERNORS
FEDERAL RESERVE SYSTEM
Washington, D.C. 20551

Table of Contents

TABLES

1. LATEST FIGURES PLOTTED
2. DAILY CERTIFIED SPOT EXCHANGE RATES--
H.10 RELEASE

CHARTS

1. SPOT EXCHANGE RATE INDICES
2. 3-MONTH FORWARD EXCHANGE RATES
3. GOLD PRICE--LONDON
4. CALL MONEY RATES
5. 3-MONTH INTEREST RATES
6. EURO-DOLLAR DEPOSIT RATES
7. SELECTED EURO-DOLLAR AND
U.S. MONEY MARKET RATES
8. INTEREST ARBITRAGE: 3-MONTH FUNDS
9. LONG-TERM GOVERNMENT BOND YIELDS
10. INDUSTRIAL STOCK INDICES

SUBSCRIPTION RATES:

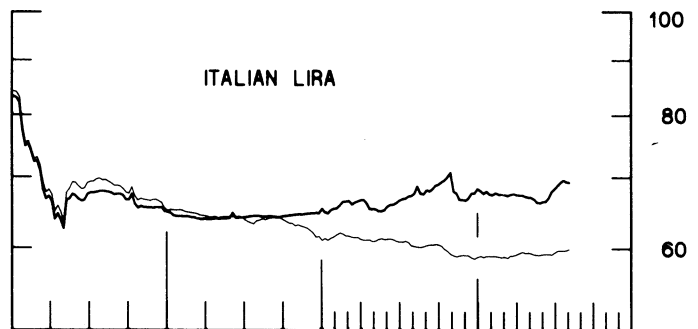
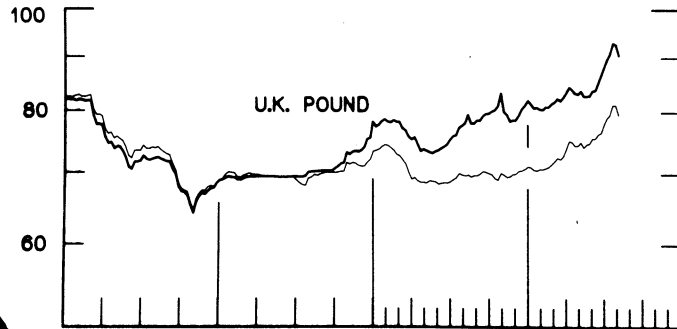
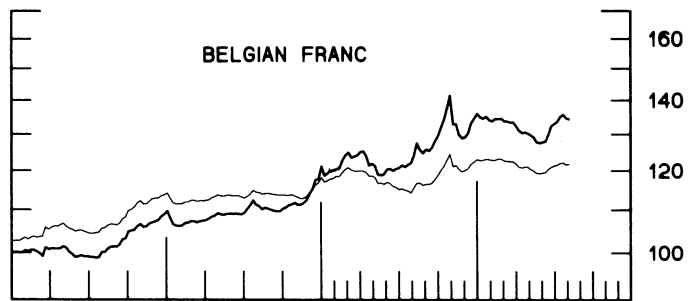
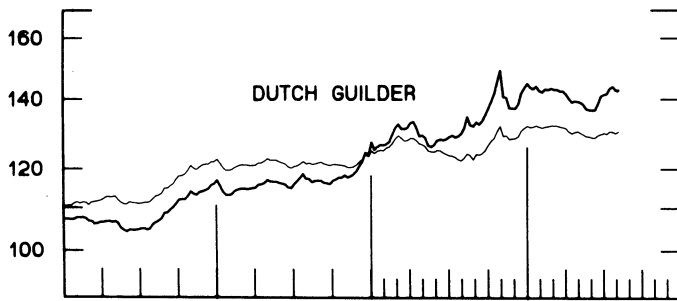
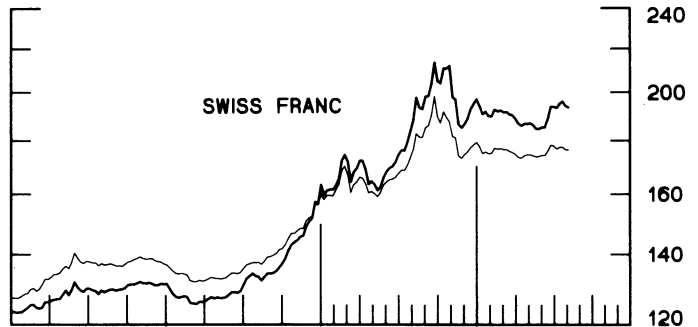
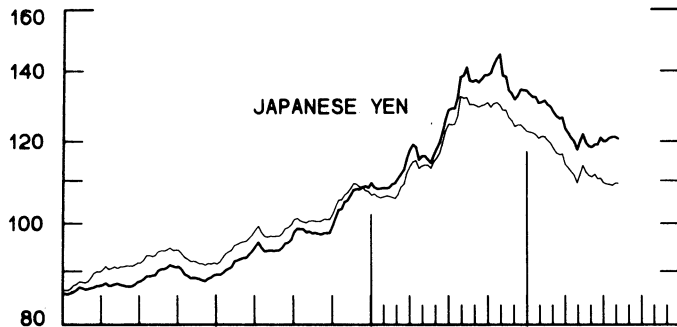
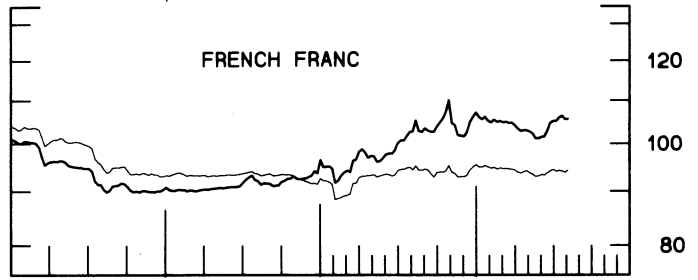
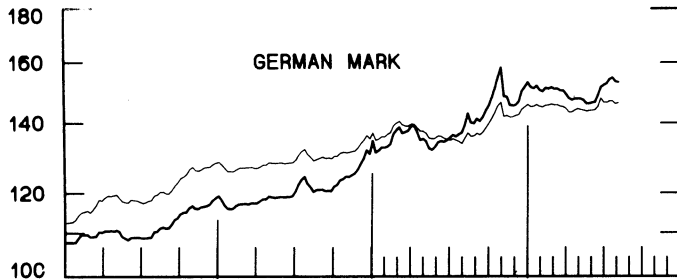
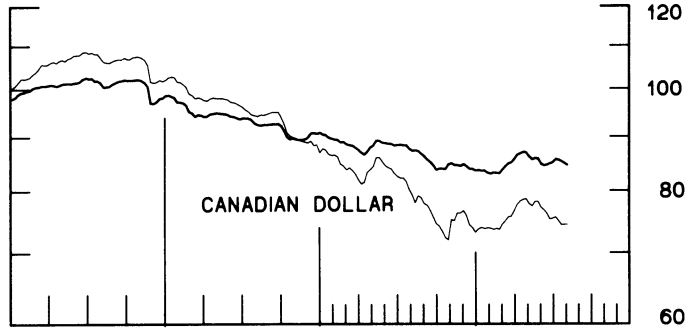
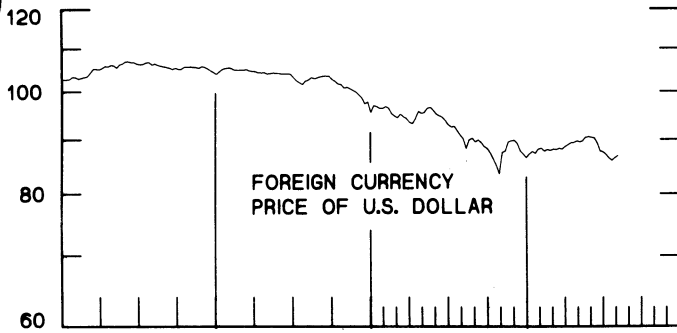
Weekly \$15.00 per year or \$.40 each in the United States, its possessions, Canada, and Mexico; 10 or more of the same issue to one address, \$13.50 per year or \$.35 each. Elsewhere, \$20.00 per year or \$.50 each. Address requests to Publications Services, Division of Administrative Services, and make payment remittance payable to the order of the Board of Governors of the Federal Reserve System in a form collectible at par in U.S. Currency.

SPOT EXCHANGE INDICES

DOLLAR PRICES OF FOREIGN CURRENCIES AND WEIGHTED AVERAGE VALUES (THIN LINE)
AVERAGES FOR WEEK ENDING WEDNESDAY

RATIO SCALE
MARCH 1973=100

RATIO SCALE
MARCH 1973=100



1977

1979

1977

1979

CHART 2
3-MONTH FORWARD EXCHANGE RATES

PREMIUM (+) OR (-)
AVERAGES FOR WEEK ENDING WEDNESDAY

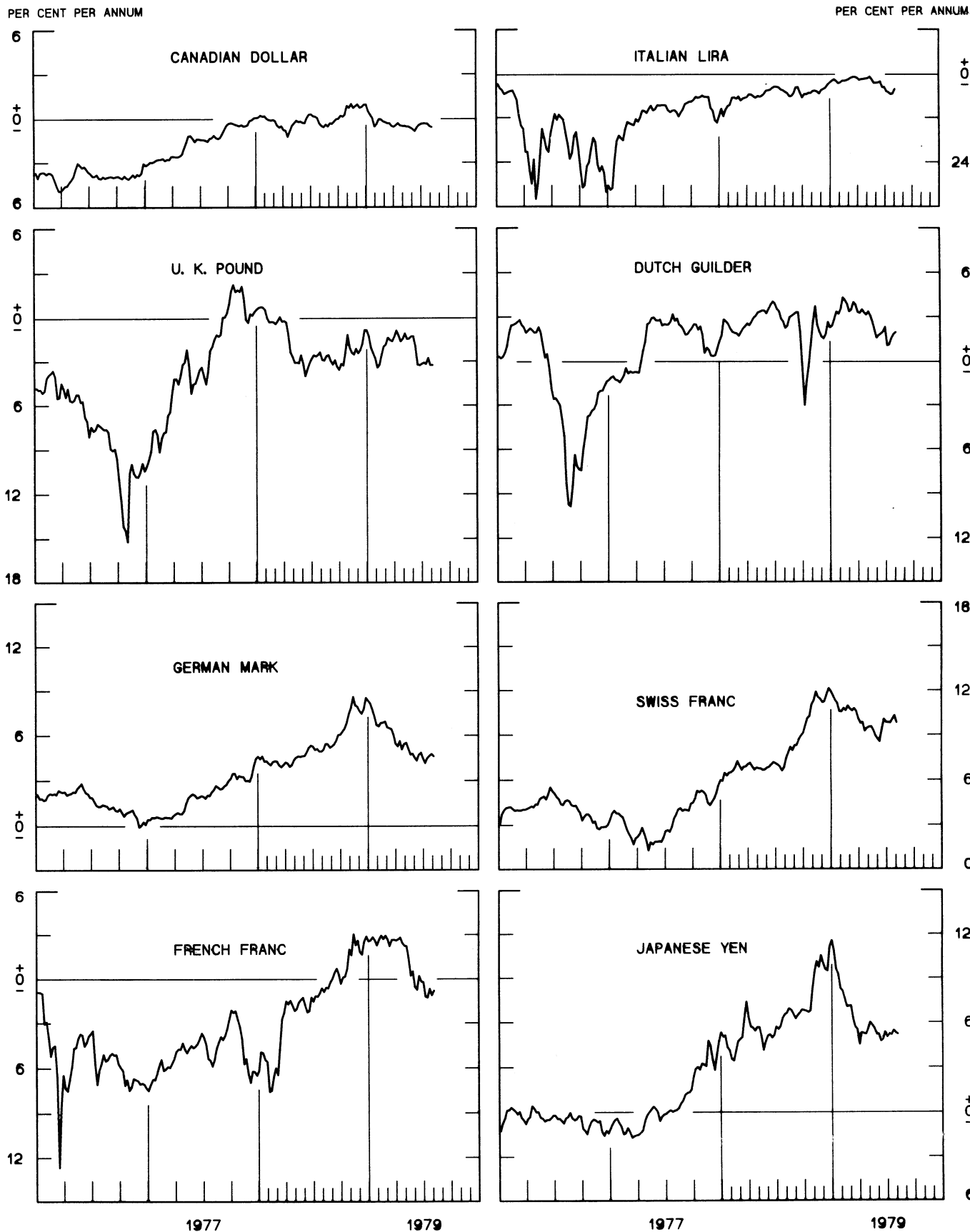
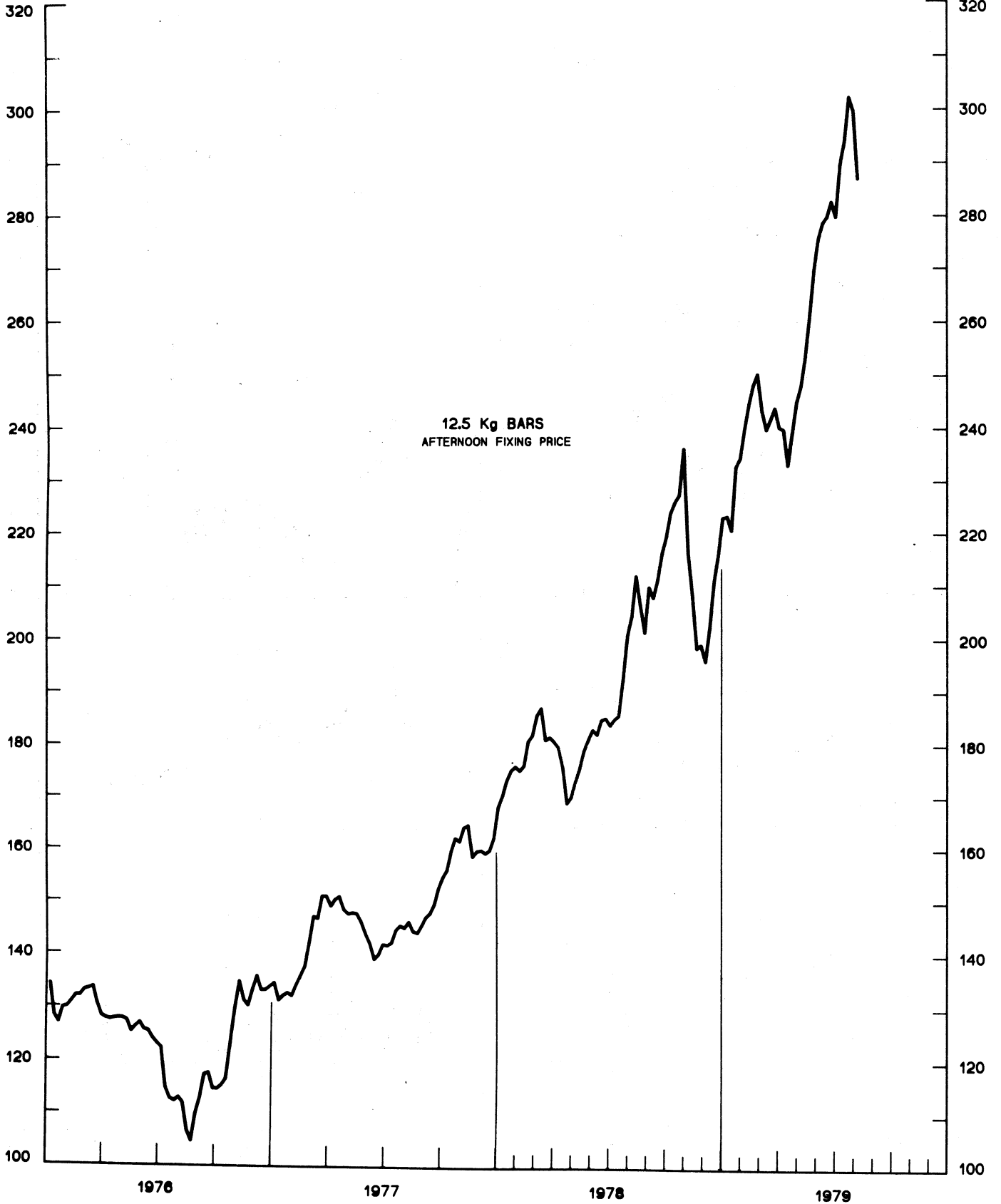


CHART 3
PRICE OF GOLD IN LONDON
AVERAGES FOR WEEK ENDING WEDNESDAY

U.S. DOLLARS PER FINE OUNCE

U.S. DOLLARS PER FINE OUNCE

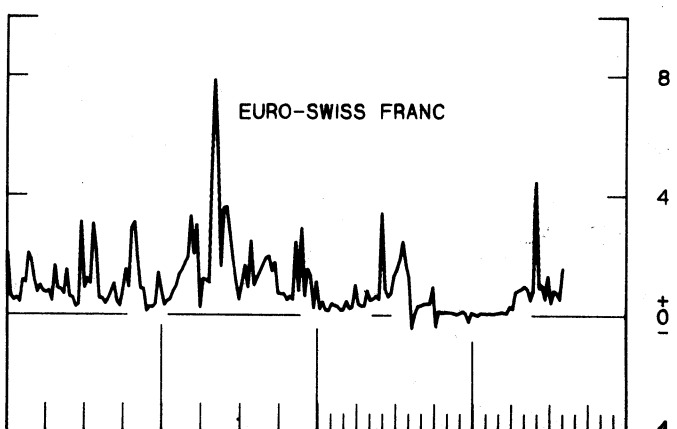
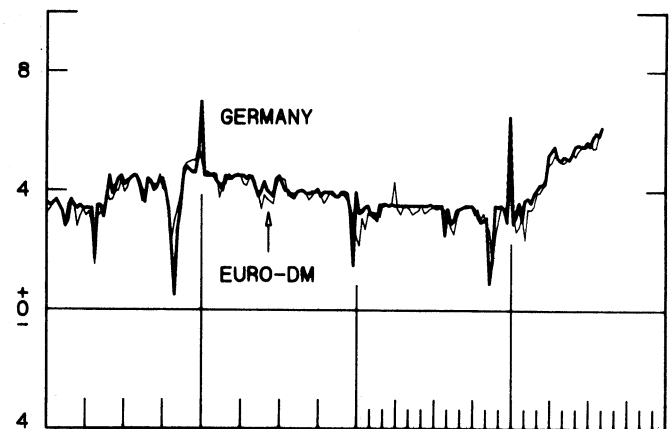
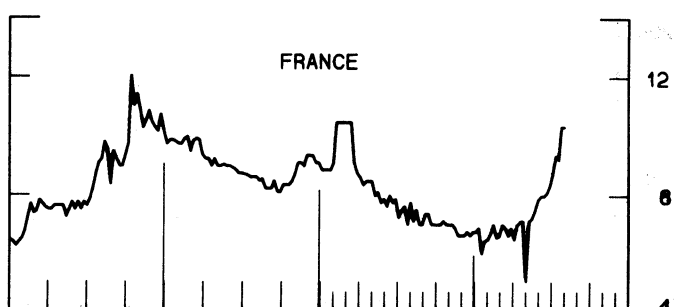
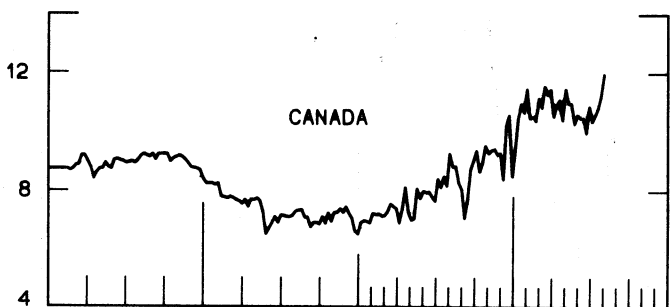
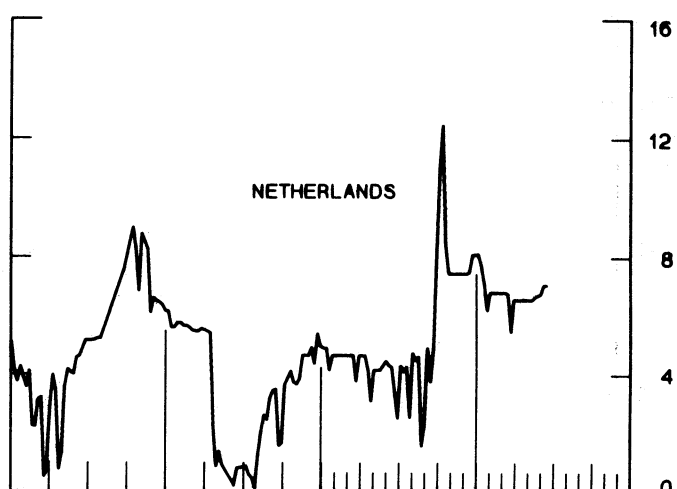
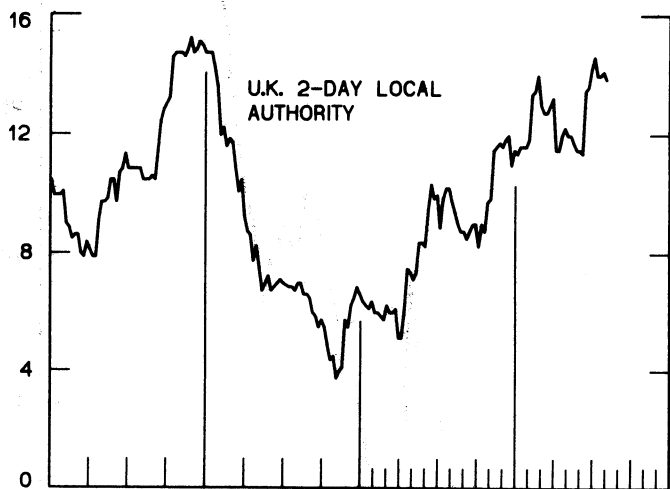
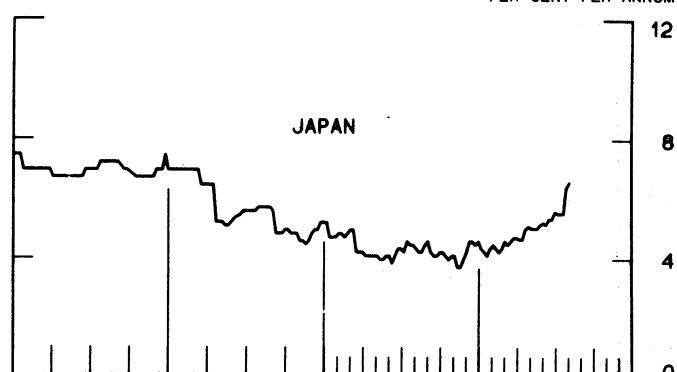
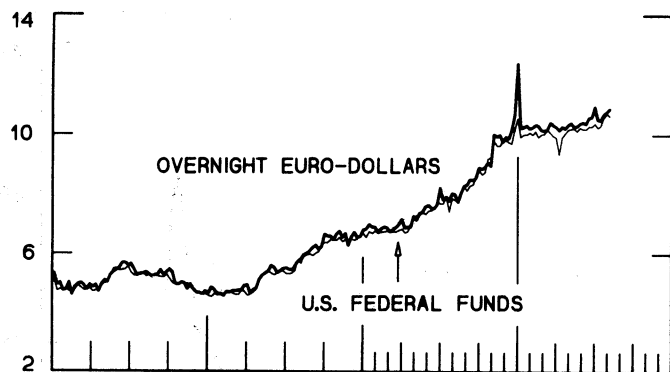


12.5 Kg BARS
AFTERNOON FIXING PRICE

CHART 4
CALL MONEY RATES
 WEEKLY SERIES

PER CENT PER ANNUM

PER CENT PER ANNUM



1977

1979

1977

1979

CHART 5
3-MONTH INTEREST RATES
 WEEKLY SERIES

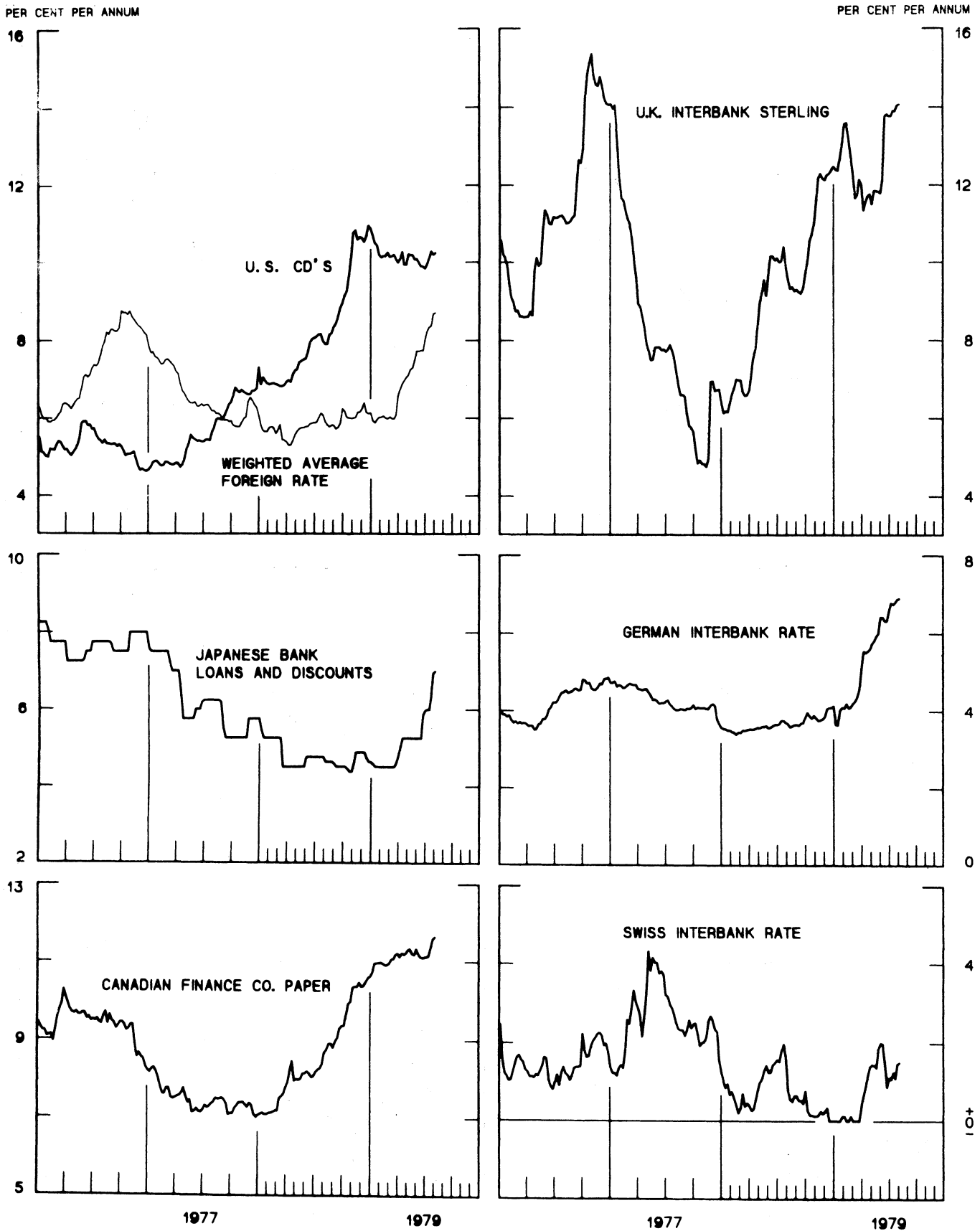
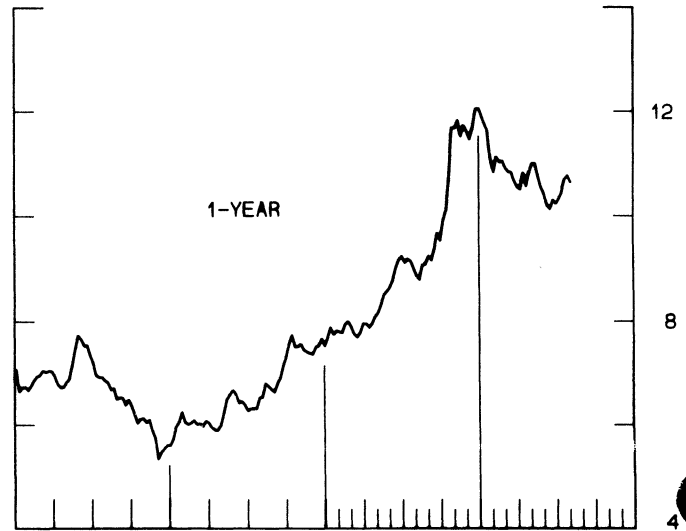
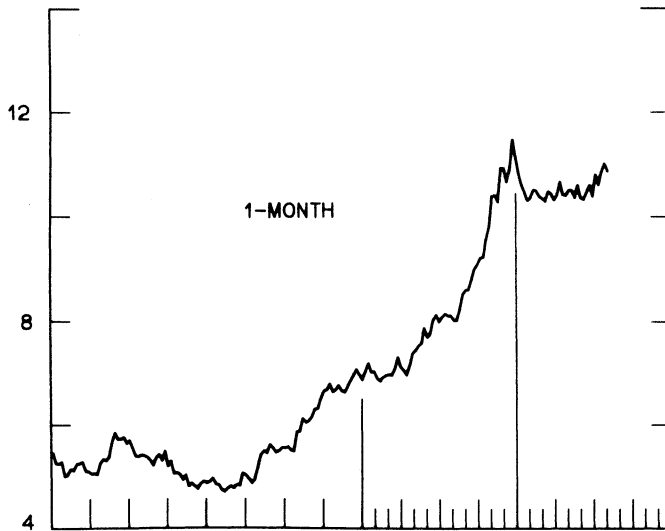
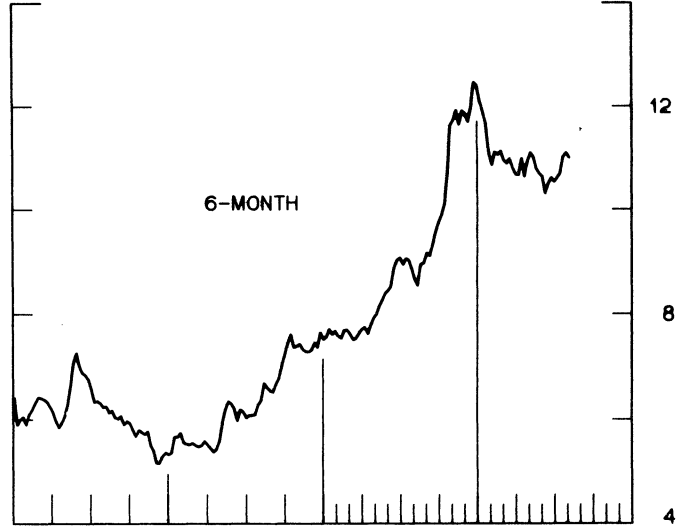
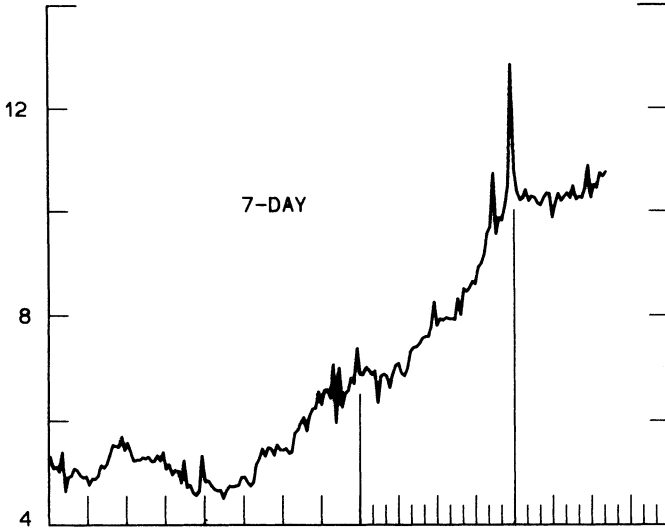
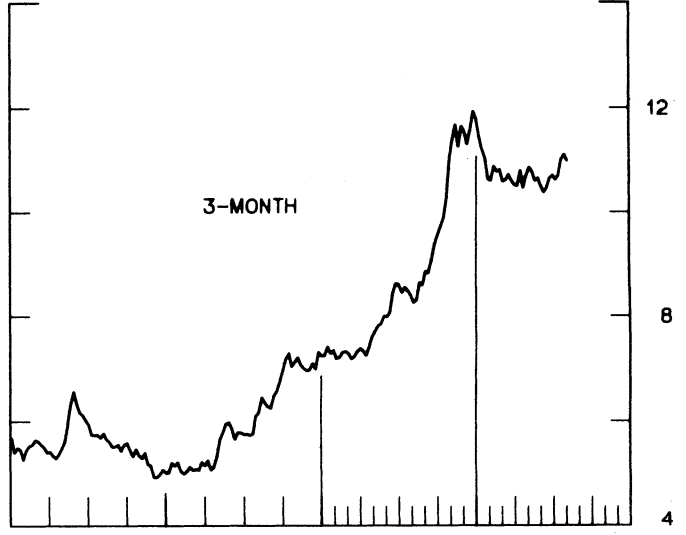
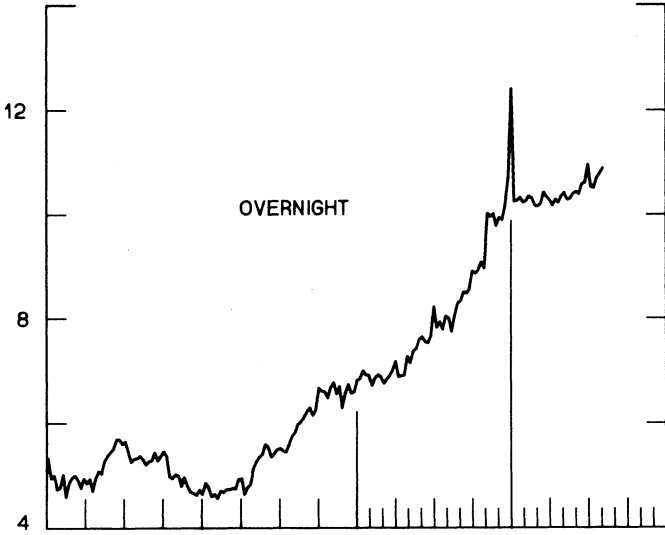


CHART 6
EURO-DOLLAR DEPOSIT RATES LONDON
AVERAGES FOR WEEK ENDING WEDNESDAY

PER CENT PER ANNUM

PER CENT PER ANNUM



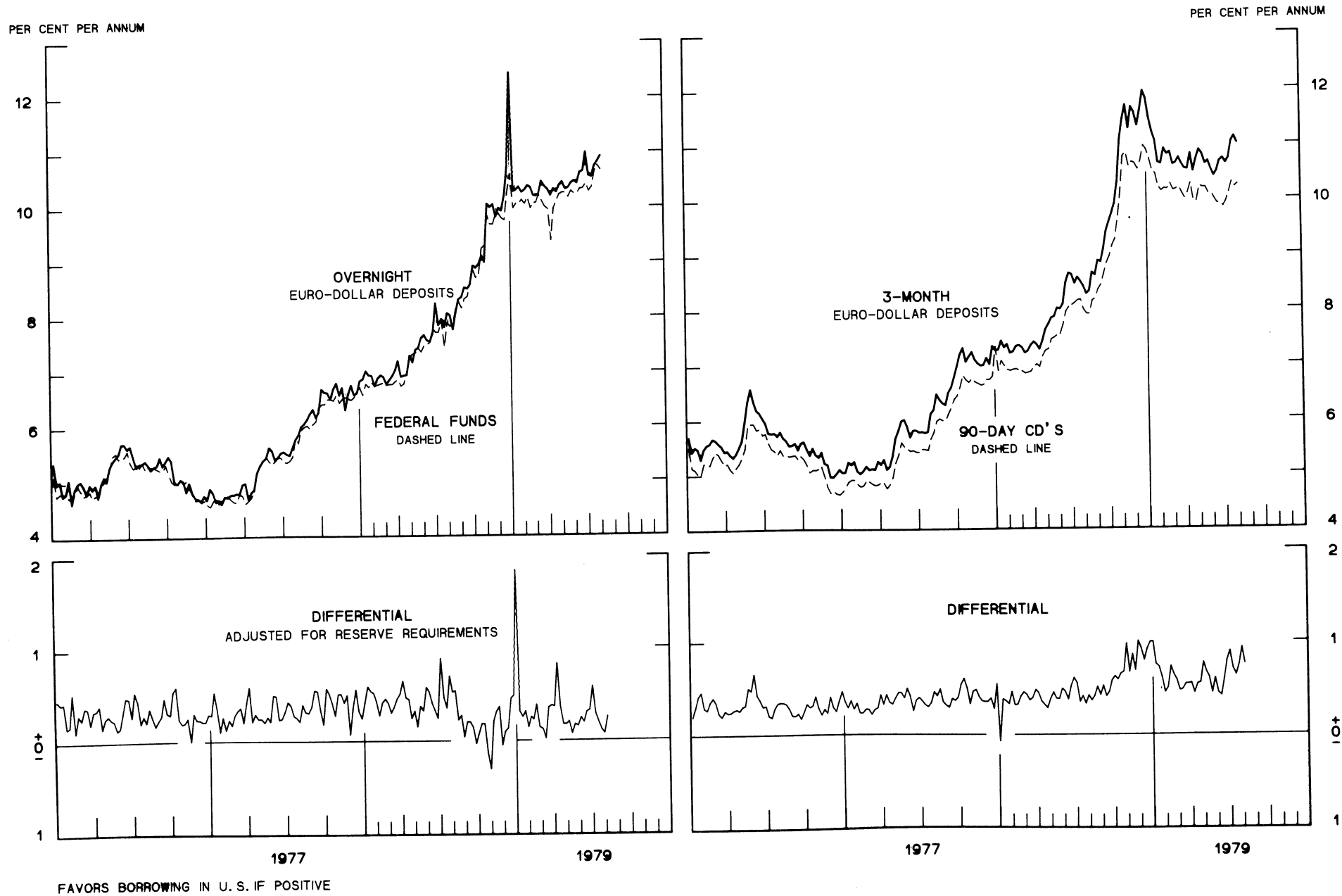
1977

1979

1977

1979

CHART 7
SELECTED EURO-DOLLAR AND U. S. MONEY MARKET RATES
 AVERAGES FOR WEEK ENDING WEDNESDAY



INTEREST ARBITRAGE: 3-MONTH FUNDS

DIFFERENTIAL: PLUS(+), INDICATES FAVOR DOLLAR ASSETS
AVERAGES FOR WEEK ENDING WEDNESDAY

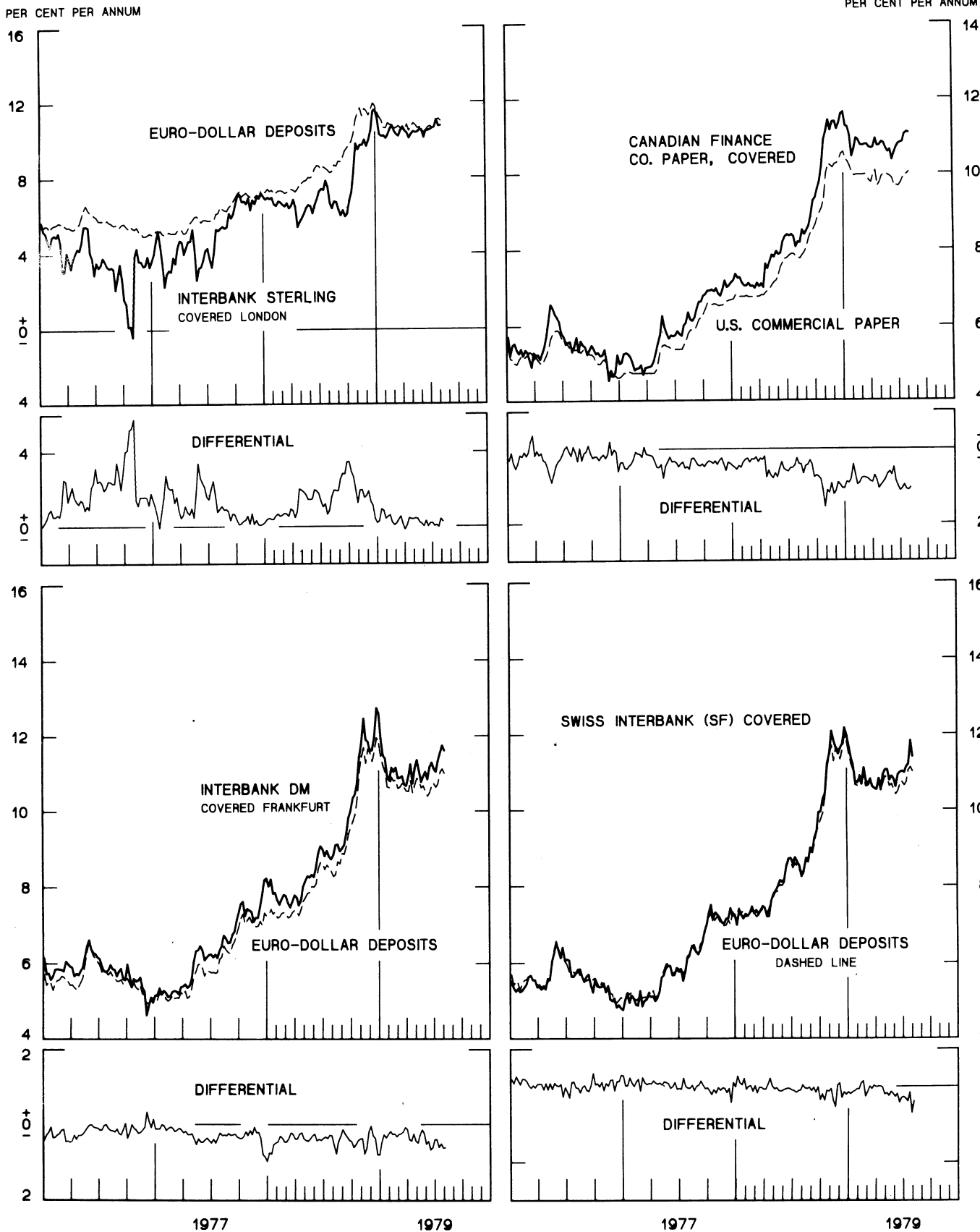


CHART 9
LONG-TERM GOVERNMENT BOND YIELDS
 WEEKLY SERIES

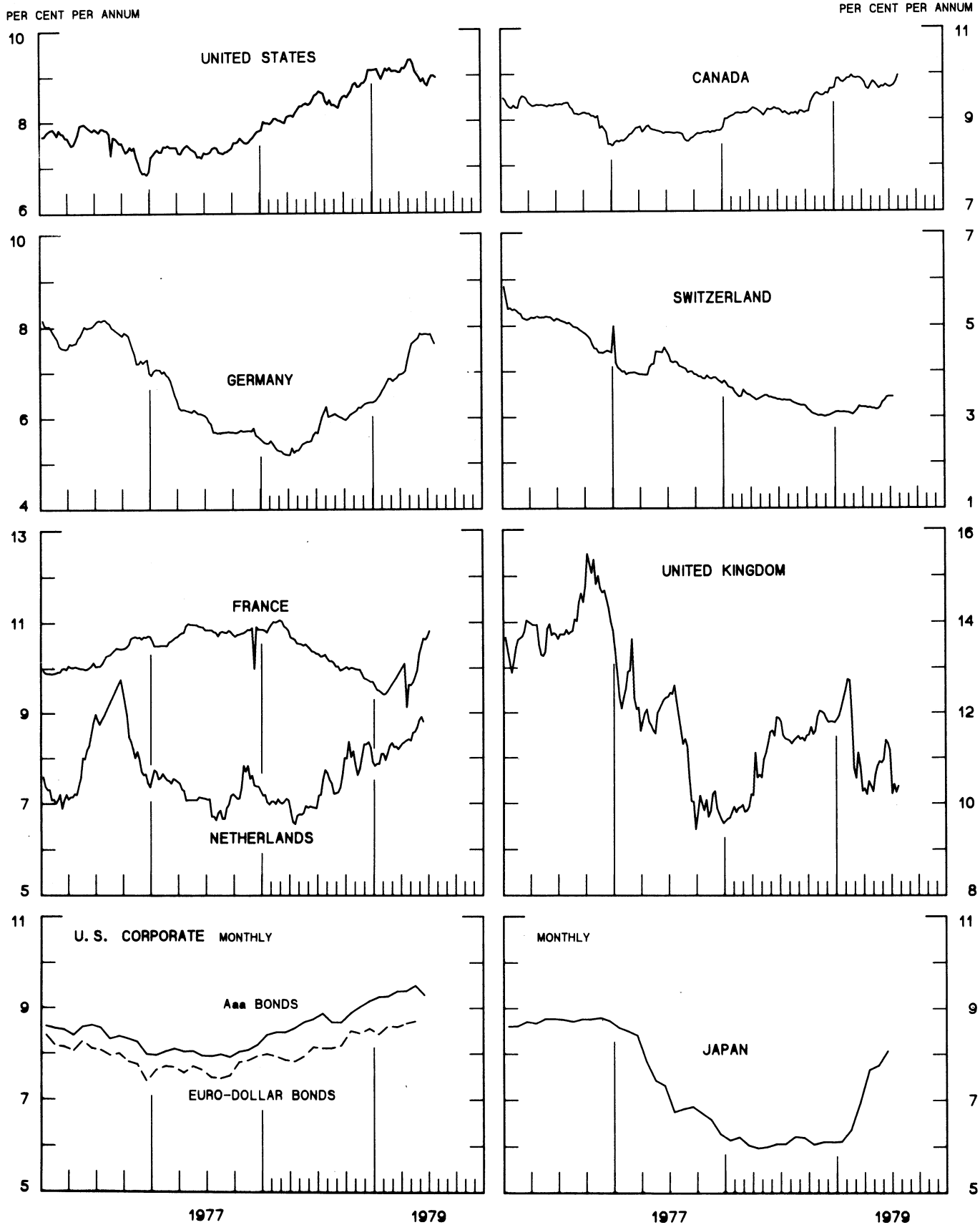
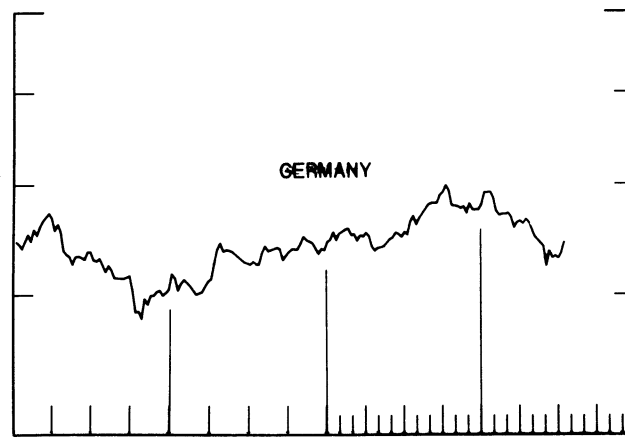
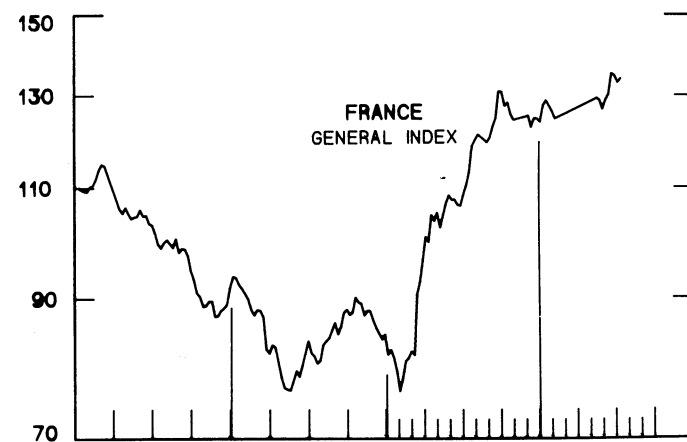
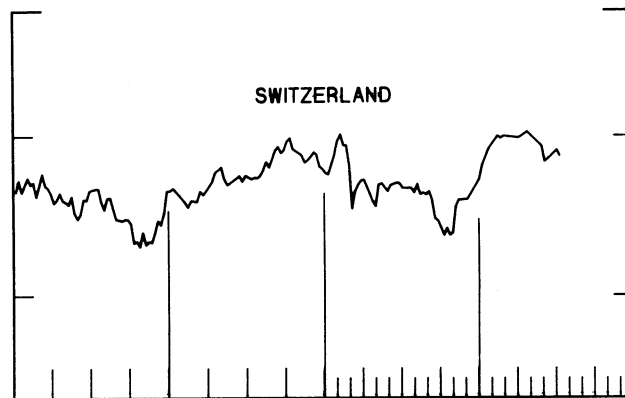
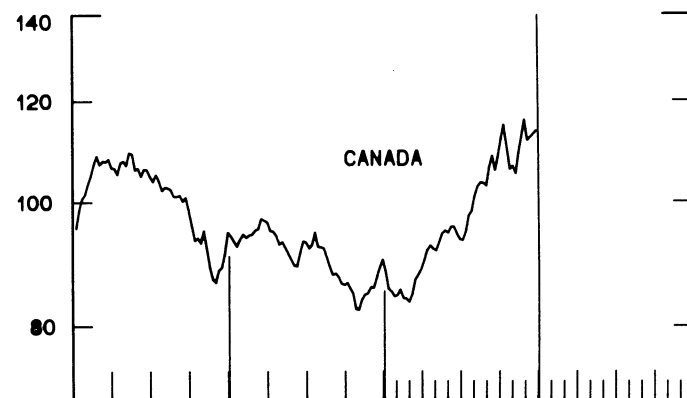
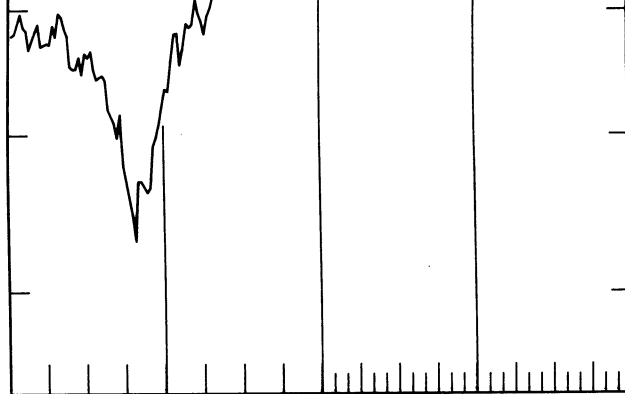
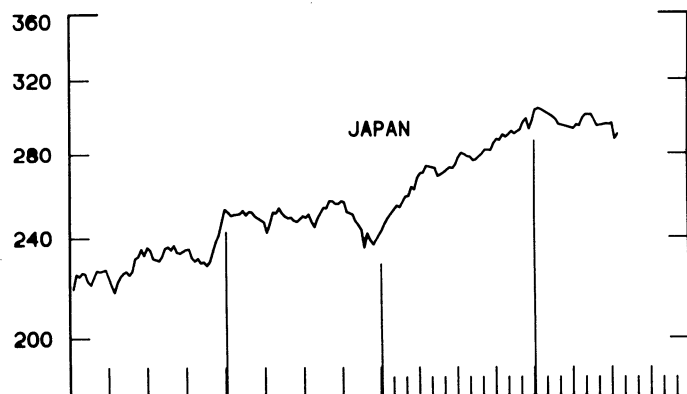
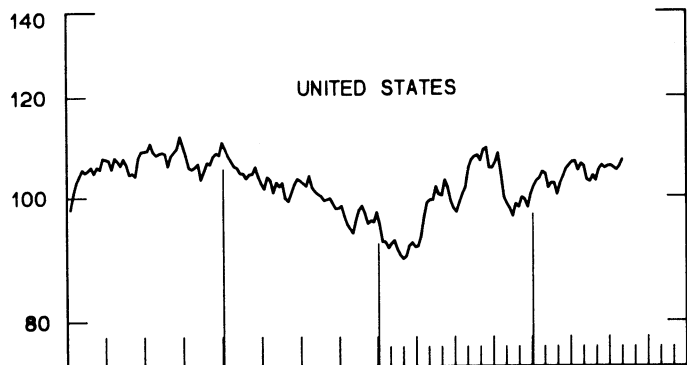


CHART 10
INDUSTRIAL STOCK INDICES
 WEEKLY SERIES

RATIO SCALE
 1969=100

RATIO SCALE
 1969=100



1977

1979

1977

1979

SERIES NAME

LAST VALUE PLOTTED
DATE VALUE

CHART 1. SPOT EXCHANGE RATES AND INDICES

WEEKLY AVERAGES, NOON BUYING RATES (U.S. CENTS)

GERMAN MARK	AUG. 8	54.64
JAPANESE YEN	AUG. 8	0.46172
DUTCH GUILDER	AUG. 8	49.83
U.K. POUND	AUG. 8	224.10
CANADIAN DOLLAR	AUG. 8	85.18
FRENCH FRANC	AUG. 8	23.52
SWISS FRANC	AUG. 8	60.31
BELGIAN FRANC	AUG. 8	3.41740
ITALIAN LIRA	AUG. 8	0.12205

INDICES, MARCH 1973 BASE RATES = 100

GERMAN MARK	AUG. 8	153.70
JAPANESE YEN	AUG. 8	120.89
DUTCH GUILDER	AUG. 8	143.04
U.K. POUND	AUG. 8	90.64
CANADIAN DOLLAR	AUG. 8	84.90
FRENCH FRANC	AUG. 8	105.99
SWISS FRANC	AUG. 8	194.02
BELGIAN FRANC	AUG. 8	134.66
ITALIAN LIRA	AUG. 8	69.33

WEIGHTED AVERAGE EXCHANGE VALUE INDICES, MAR 1973 = 100
(G-10 COUNTRIES PLUS SWITZERLAND)

U.S. DOLLAR	AUG. 8	87.17
GERMAN MARK	AUG. 8	146.94
JAPANESE YEN	AUG. 8	109.58
DUTCH GUILDER	AUG. 8	130.64
U.K. POUND	AUG. 8	79.63
CANADIAN DOLLAR	AUG. 8	74.61
FRENCH FRANC	AUG. 8	94.59
SWISS FRANC	AUG. 8	176.95
BELGIAN FRANC	AUG. 8	122.08
ITALIAN LIRA	AUG. 8	60.01
SWEDISH KRONA	AUG. 8	94.13

CHART 2. 3-MONTH FORWARD EXCHANGE RATES, PREMIUM OR DISCOUNT

CANADIAN DOLLAR	AUG. 8	-0.54
U.K. POUND	AUG. 8	-3.20
GERMAN MARK	AUG. 8	4.63
FRENCH FRANC	AUG. 8	-0.79
SWISS FRANC	AUG. 8	9.86
DUTCH GUILDER	AUG. 8	2.01
JAPANESE YEN	AUG. 8	5.23
ITALIAN LIRA	AUG. 8	-4.01

SERIES NAME	LAST VALUE PLOTTED DATE	VALUE
CHART 3. GOLD PRICE IN LONDON, AFTERNOON FIXING		
U.S. DOLLARS PER FINE OUNCE	AUG. 8	286.96
CHART 4. CALL MONEY RATES		
U.S. FEDERAL FUNDS	AUG. 8	10.67
OVERNIGHT EURO-DOLLAR DEPOSITS	AUG. 8	10.92
U.K. 2-DAY LOCAL AUTHORITY DEPOSITS	AUG. 3	13.88
CANADA	AUG. 3	12.00
GERMANY	AUG. 3	6.15
EURO-DM	AUG. 3	6.04
JAPAN	AUG. 3	6.63
FRANCE	AUG. 3	10.38
NETHERLANDS	JUNE 15	7.10
EURO-SWISS FRANC	AUG. 3	1.59
CHART 5. 3-MONTH INTEREST RATES		
U.S. 90-DAY CD'S, SECONDARY MARKET	AUG. 8	10.25
GERMAN INTERBANK LOAN	AUG. 8	6.90
JAPANESE BANK LOANS & DISCOUNTS	AUG. 8	7.00
CANADIAN FINANCE PAPER	AUG. 8	11.64
INTERBANK STERLING	AUG. 8	14.08
SWISS INTERBANK LOAN	AUG. 8	1.50
WEIGHTED AVERAGE FOREIGN INTEREST RATE (G-10 COUNTRIES PLUS SWITZERLAND)	AUG. 8	8.70
CHART 6. EURO-DOLLAR DEPOSIT RATES: LONDON		
OVERNIGHT	AUG. 8	10.92
7-DAY	AUG. 8	10.78
1-MONTH	AUG. 8	10.88
3-MONTH	AUG. 8	11.00
6-MONTH	AUG. 8	11.01
1-YEAR	AUG. 8	10.65
CHART 7. SELECTED EURO-DOLLAR AND U.S. MONEY MARKET RATES		
OVERNIGHT EURO-DOLLAR DEPOSITS	AUG. 8	10.92
U.S. FEDERAL FUNDS	AUG. 8	10.67
DIFFERENTIAL ADJ. FOR RESERVE REQUIREMENTS	AUG. 8	0.25
3-MONTH EURO-DOLLAR DEPOSIT RATE	AUG. 8	11.00
U.S. 90-DAY CD'S, SECONDARY MARKET	AUG. 8	10.25
DIFFERENTIAL	AUG. 8	0.75

LAST VALUE PLOTTED
DATE VALUE

SERIES NAME

CHART 8. INTEREST ARBITRAGE, 3-MONTH FUNDS

EURO-DOLLAR DEPOSIT	AUG. 8	11.00
INTERBANK STERLING (LONDON), COVERED	AUG. 8	10.76
DIFFERENTIAL	AUG. 8	0.24
U.S. COMMERCIAL PAPER	AUG. 8	10.04
CANADIAN FINANCE PAPER, COVERED	AUG. 8	11.08
DIFFERENTIAL	AUG. 8	-1.04
EURO-DOLLAR DEPOSIT	AUG. 8	11.00
INTERBANK DM (FRANKFURT), COVERED	AUG. 8	11.61
DIFFERENTIAL	AUG. 8	-0.61
EURO-DOLLAR DEPOSIT	AUG. 8	11.00
SWISS INTERBANK, COVERED	AUG. 8	11.39
DIFFERENTIAL	AUG. 8	-0.39

CHART 9. LONG TERM GOVERNMENT BOND YIELDS

UNITED STATES	AUG. 3	8.97
GERMANY	JULY 27	7.64
JAPAN (MONTHLY)	JUNE	8.07
SWITZERLAND	JULY 13	3.45
CANADA	AUG. 3	9.97
FRANCE	JULY 6	10.83
NETHERLANDS	JUNE 15	8.81
UNITED KINGDOM	JULY 27	10.39

U.S. CORPORATE

AAA BONDS	JUNE	9.29
EURO-DM BONDS	DEC.	6.63
EURO-DOLLAR BONDS	MAY	8.72

CHART 10. INDUSTRIAL STOCK INDICES

UNITED STATES	AUG. 3	107.16
JAPAN	JULY 20	290.39
CANADA	DEC. 29	113.81
FRANCE	JULY 13	133.90
UNITED KINGDOM	JULY 6	112.20
SWITZERLAND	JULY 13	77.22
GERMANY	JULY 20	98.88



FEDERAL RESERVE statistical release

H.10(512)

AUGUST 13, 1979

FOREIGN EXCHANGE RATES

FOR THE WEEK ENDING AUGUST 10, 1979

The Board of Governors of the Federal Reserve System is advised that the Federal Reserve Bank of New York has certified for customs purposes the following noon buying rate in New York City for cable transfers payable in foreign currencies:

COUNTRY	MONETARY UNIT	(RATE U.S. CENTS)				
		AUG. 6	AUG. 7	AUG. 8	AUG. 9	AUG. 10
AUSTRALIA	DOLLAR	112.9900	112.8600	112.8200	113.0100	113.1000
AUSTRIA	SCHILLING	7.47105	7.47384	7.46547	7.50469	7.51174
BELGIUM	FRANC	3.41530	3.41880	3.41997	3.42700	3.42818
CANADA	DOLLAR	85.0702	85.2515	85.4044	85.2588	85.2952
DENMARK	KRONE	18.9538	18.9394	18.9430	19.0458	19.0694
FINLAND	MARKKA	26.0451	26.0078	26.0213	26.0688	26.1986
FRANCE	FRANC	23.5377	23.5266	23.5211	23.5682	23.5516
GERMANY	D. MARK	54.6598	54.6001	54.6657	54.8306	54.8607
INDIA	RUPEE	12.5200	12.5200	12.5200	12.4500	12.5000
IRELAND	POUND	205.1500	205.4000	205.7500	206.2500	206.8000
ITALY	LIRA	0.12217	0.12195	0.12209	0.12232	0.12243
JAPAN	YEN	0.46200	0.46189	0.46189	0.46286	0.46318
MALAYSIA	DOLLAR	46.3607	46.3607	46.2963	46.4037	46.4900
MEXICO	PESO	4.3764	4.3821	4.3821	4.3802	4.3802
NETHERLANDS	GUILDER	49.8878	49.8256	49.8679	49.9077	49.9500
NEW ZEALAND	DOLLAR	101.9700	101.5700	101.3800	101.7000	101.8700
NORWAY	KRONE	19.8689	19.8689	19.8393	19.9481	19.9960
PORTUGAL	ESCUDO	2.0416	2.0325	2.0305	2.0346	2.0387
SOUTH AFRICA	RAND	119.1500	119.1500	119.1500	119.2500	119.2500
SPAIN	PESETA	1.5133	1.5124	1.5135	1.5135	1.5119
SRI LANKA	RUPEE	6.4000	6.4000	6.4000	6.4000	6.4000
SWEDEN	KRONA	23.7417	23.7079	23.6855	23.7304	23.7501
SWITZERLAND	FRANC	60.3865	60.2773	60.3136	60.5510	60.7275
UNITED KINGDOM	POUND	223.8500	221.7000	221.5000	223.4500	224.8000