

S-440

(516/517)

DATA FILE
LIBRARY
FEDERAL RESERVE BANK
OF CHICAGO

LIBRARY
AUG 13 1979
FEDERAL RESERVE
BANK OF CHICAGO

Selected Interest & Exchange Rates

Weekly Series of Charts

August 6, 1979

Prepared by the
FINANCIAL MARKETS
SECTION

DIVISION OF
INTERNATIONAL FINANCE

BOARD OF GOVERNORS
FEDERAL RESERVE SYSTEM
Washington, D.C. 20551

Table of Contents

TABLES

1. LATEST FIGURES PLOTTED
2. DAILY CERTIFIED SPOT EXCHANGE RATES-- H.10 RELEASE

CHARTS

1. SPOT EXCHANGE RATE INDICES
2. 3-MONTH FORWARD EXCHANGE RATES
3. GOLD PRICE--LONDON
4. CALL MONEY RATES
5. 3-MONTH INTEREST RATES
6. EURO-DOLLAR DEPOSIT RATES
7. SELECTED EURO-DOLLAR AND U.S. MONEY MARKET RATES
8. INTEREST ARBITRAGE: 3-MONTH FUNDS
9. LONG-TERM GOVERNMENT BOND YIELDS
10. INDUSTRIAL STOCK INDICES

SUBSCRIPTION RATES:

Weekly \$15.00 per year or \$.40 each in the United States, its possessions, Canada, and Mexico; 10 or more of the same issue to one address, \$13.50 per year or \$.35 each. Elsewhere, \$20.00 per year or \$.50 each. Address requests to Publications Services, Division of Administrative Services, and make payment remittance payable to the order of the Board of Governors of the Federal Reserve System in a form collectible at par in U.S. Currency.

CHART 1

SPOT EXCHANGE INDICES

DOLLAR PRICES OF FOREIGN CURRENCIES AND WEIGHTED AVERAGE VALUES (THIN LINE)
AVERAGES FOR WEEK ENDING WEDNESDAY

RATIO SCALE
MARCH 1973=100

RATIO SCALE
MARCH 1973=100

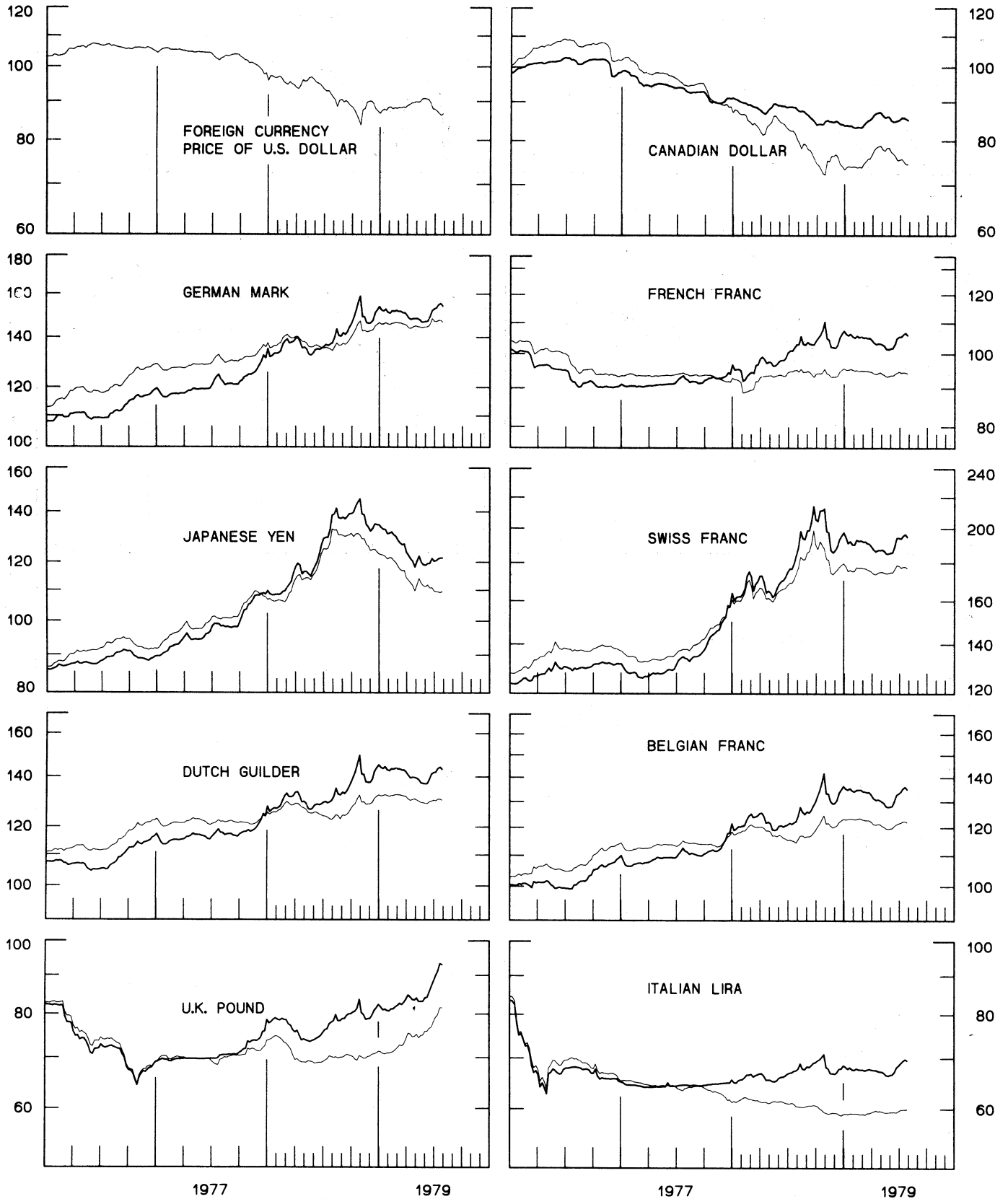


CHART 2
3-MONTH FORWARD EXCHANGE RATES

PREMIUM (+) OR (-)
 AVERAGES FOR WEEK ENDING WEDNESDAY

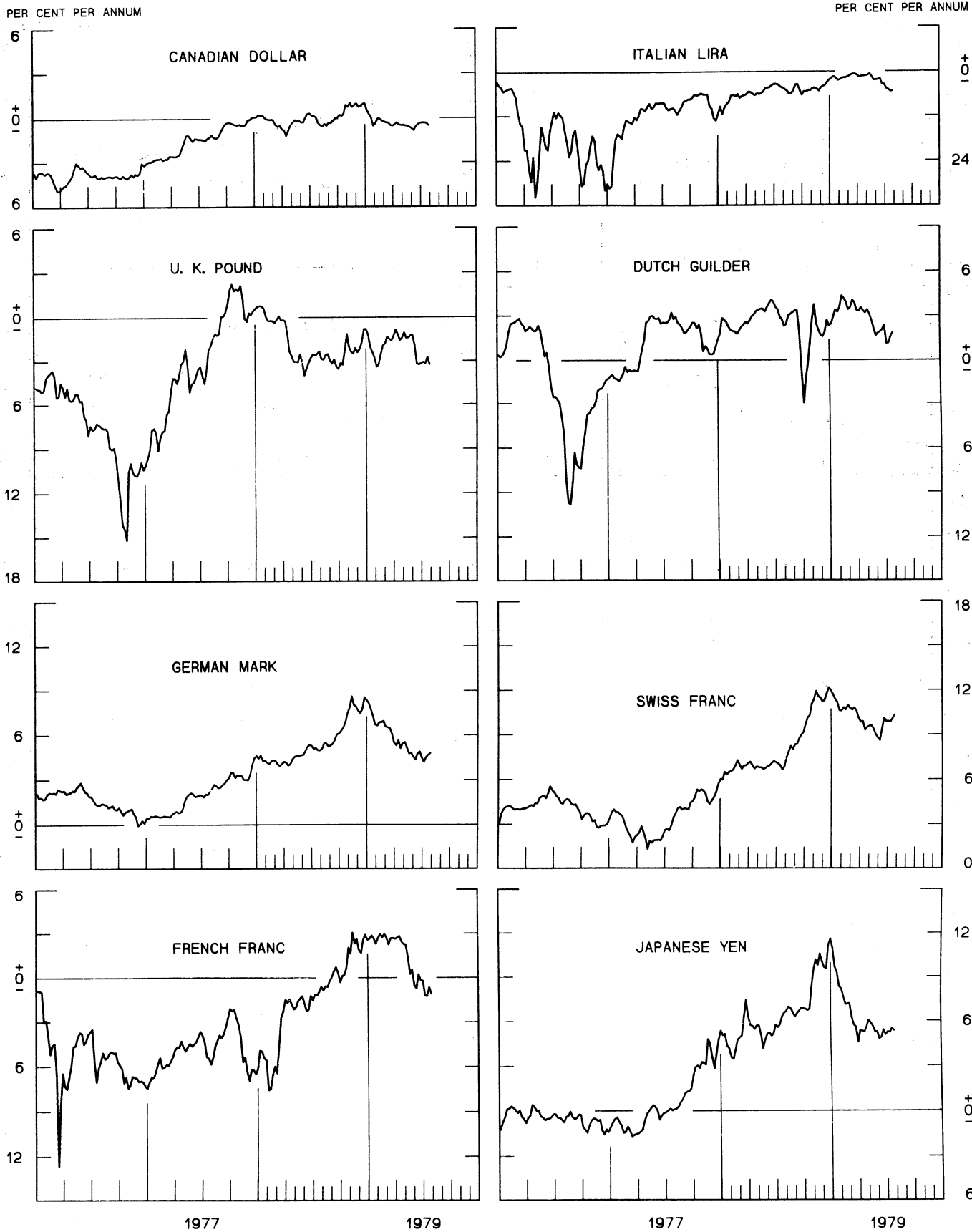
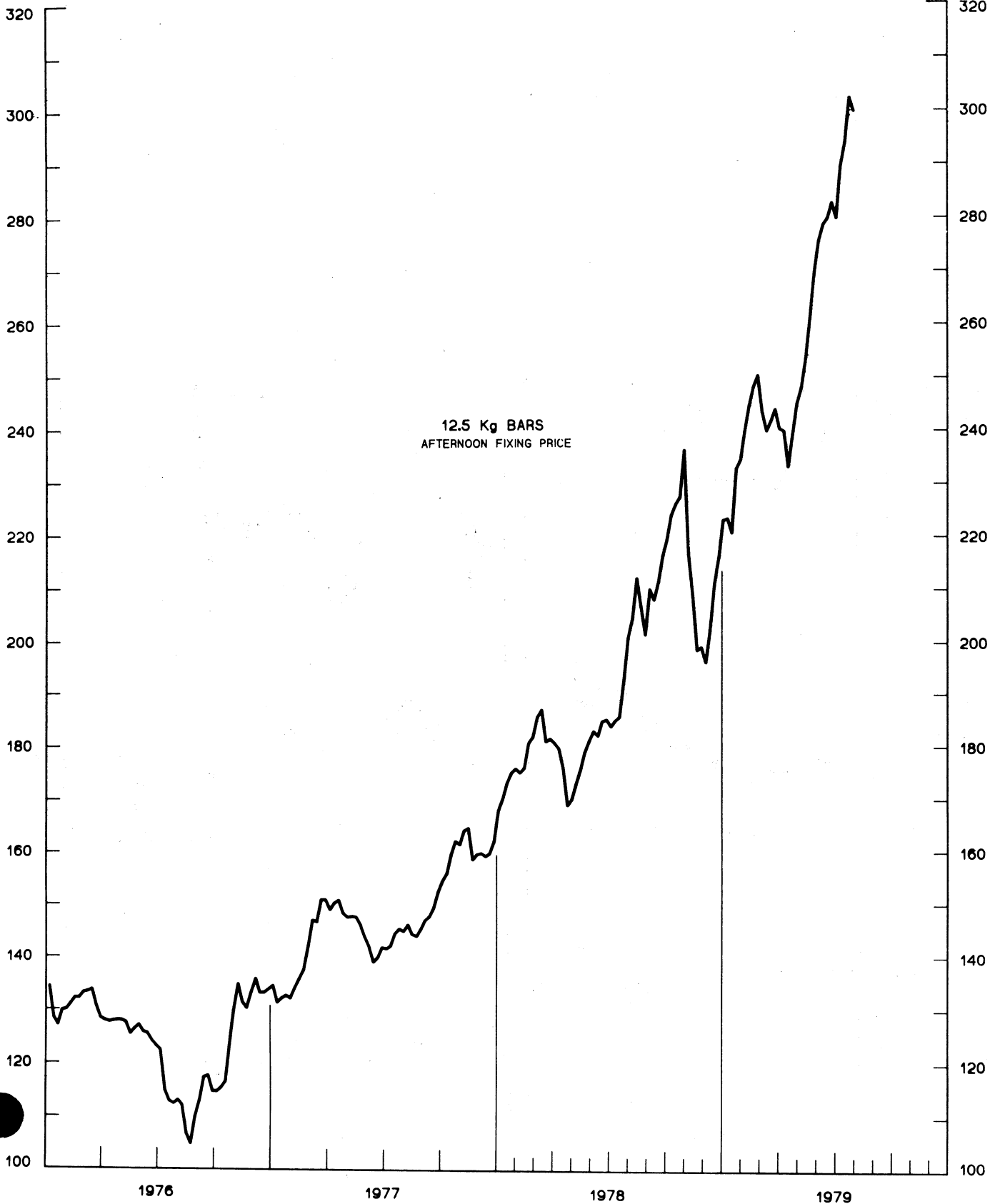


CHART 3
PRICE OF GOLD IN LONDON
AVERAGES FOR WEEK ENDING WEDNESDAY

U.S. DOLLARS PER FINE OUNCE

U.S. DOLLARS PER FINE OUNCE



12.5 Kg BARS
AFTERNOON FIXING PRICE

CHART 4
CALL MONEY RATES
 WEEKLY SERIES

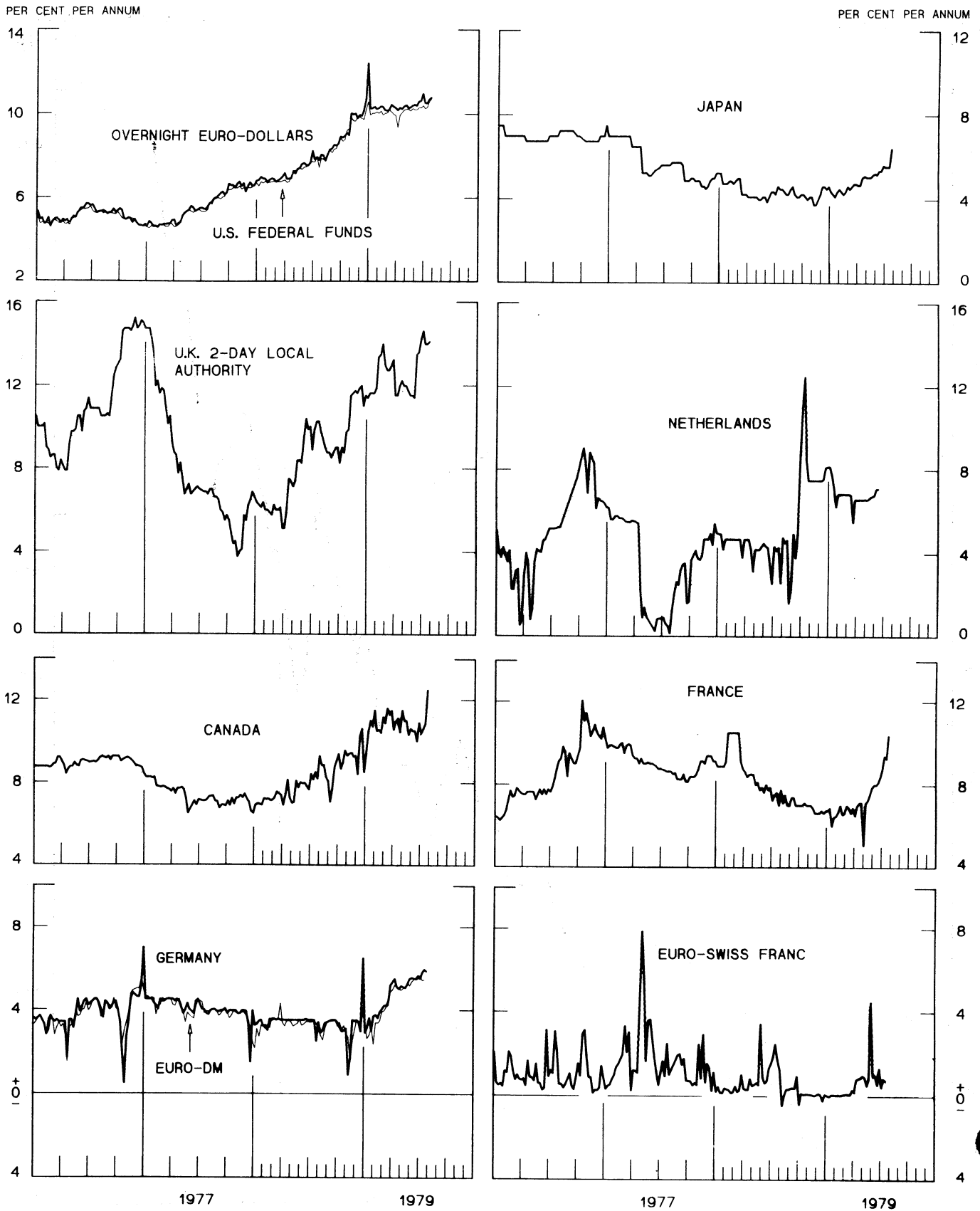
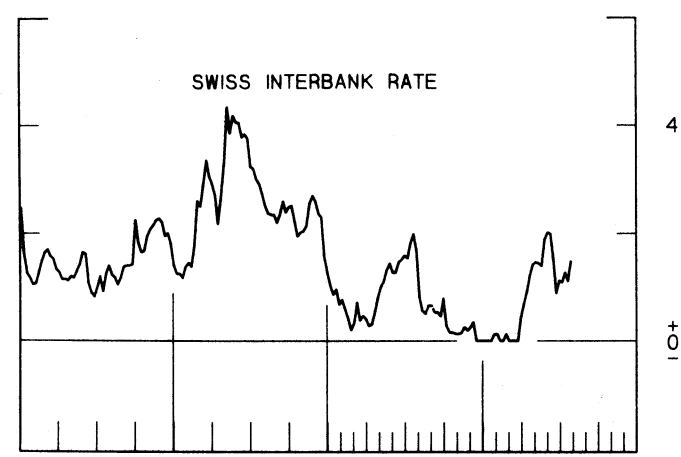
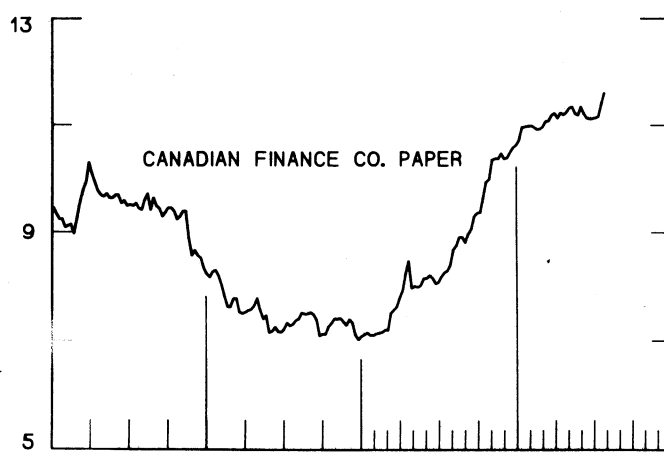
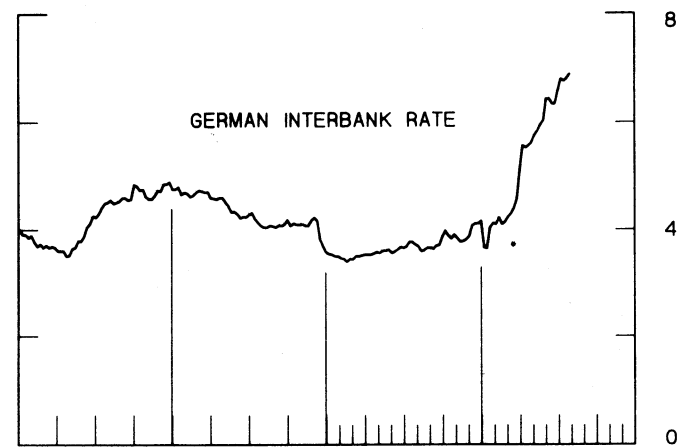
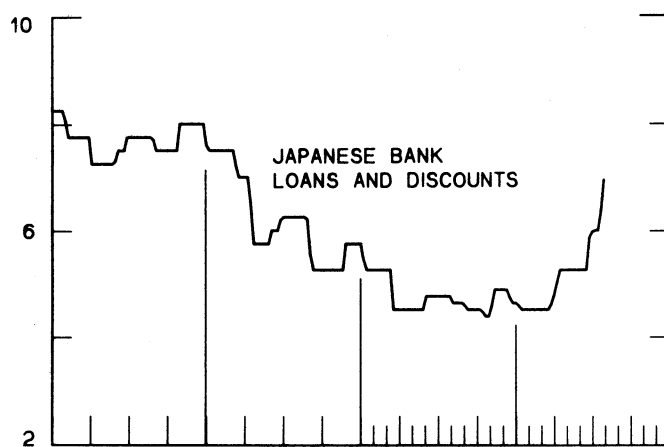
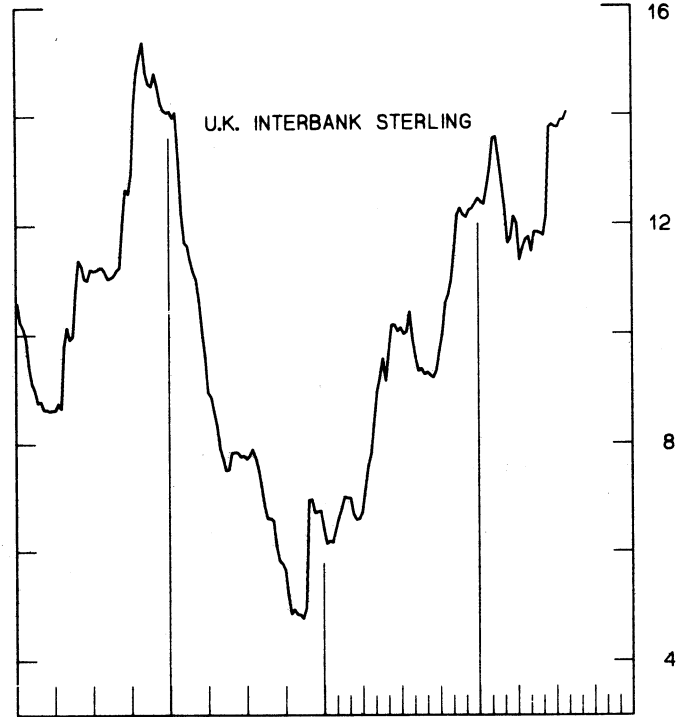
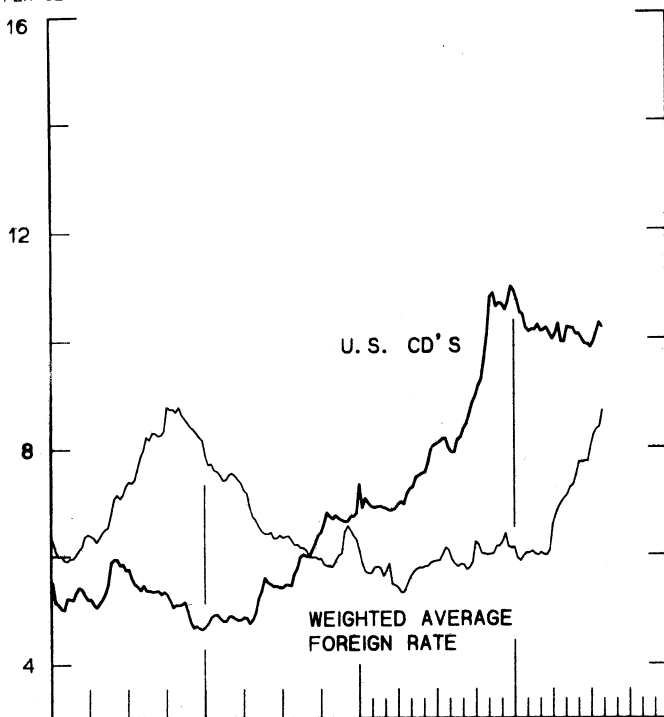


CHART 5
3-MONTH INTEREST RATES
 WEEKLY SERIES

PER CENT PER ANNUM

PER CENT PER ANNUM



1977

1979

1977

1979

CHART 6
EURO-DOLLAR DEPOSIT RATES LONDON
AVERAGES FOR WEEK ENDING WEDNESDAY

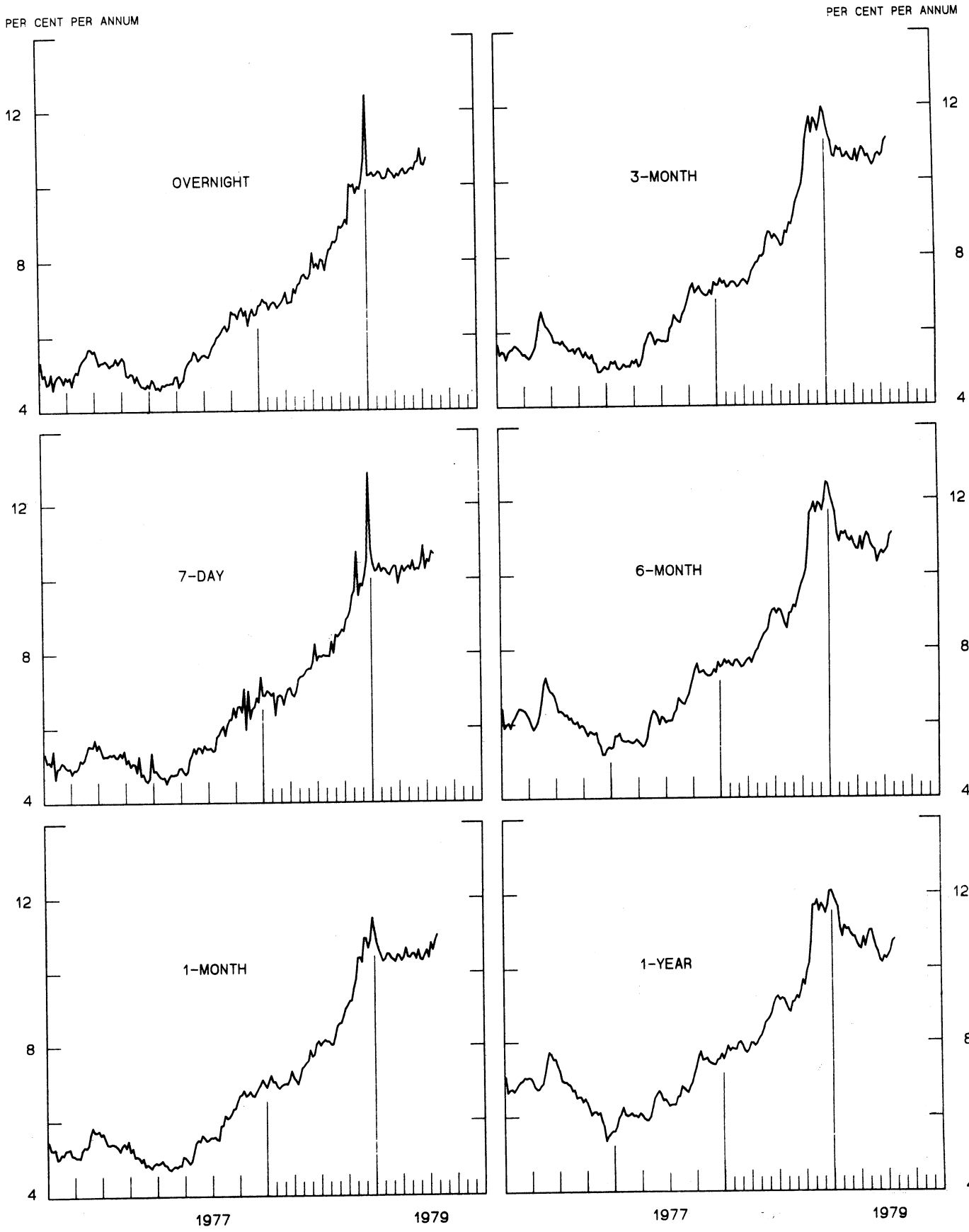
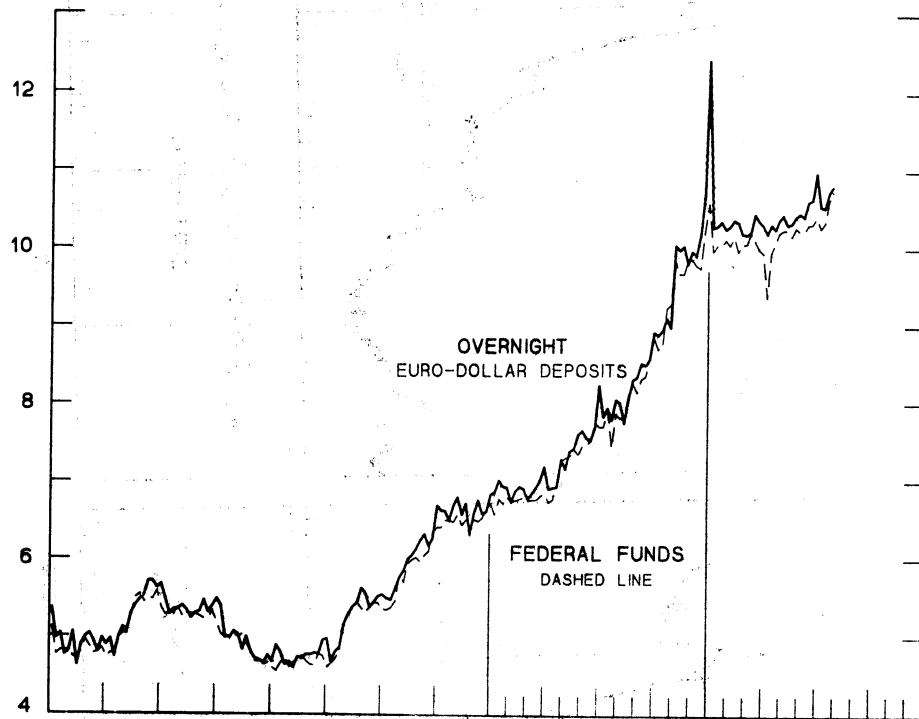
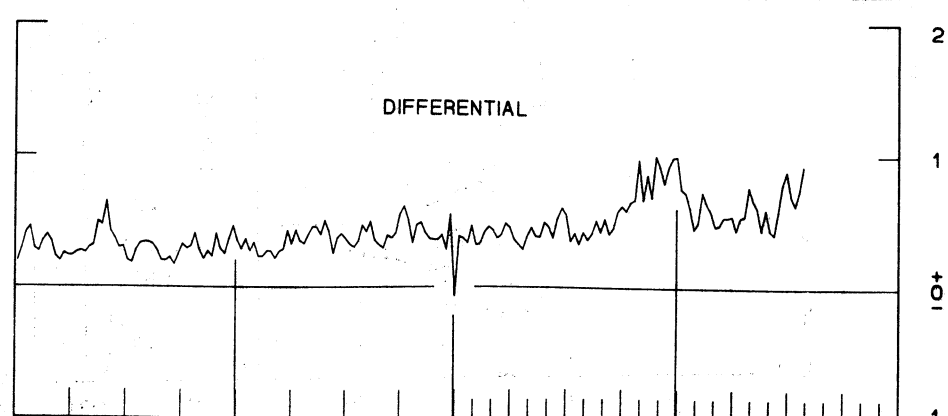
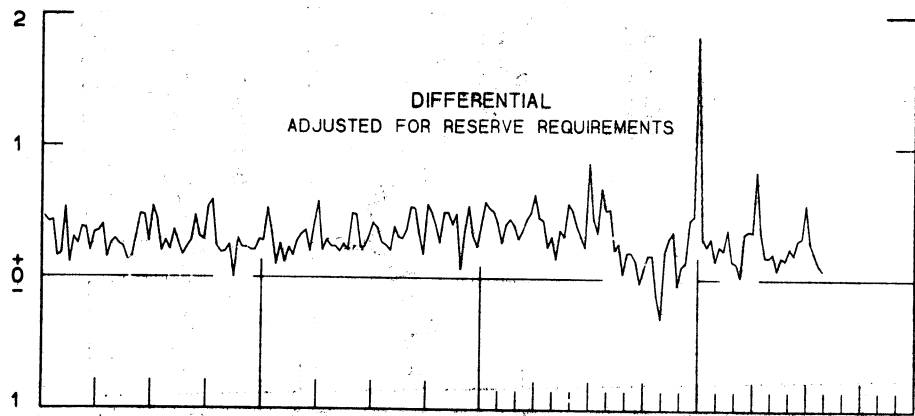
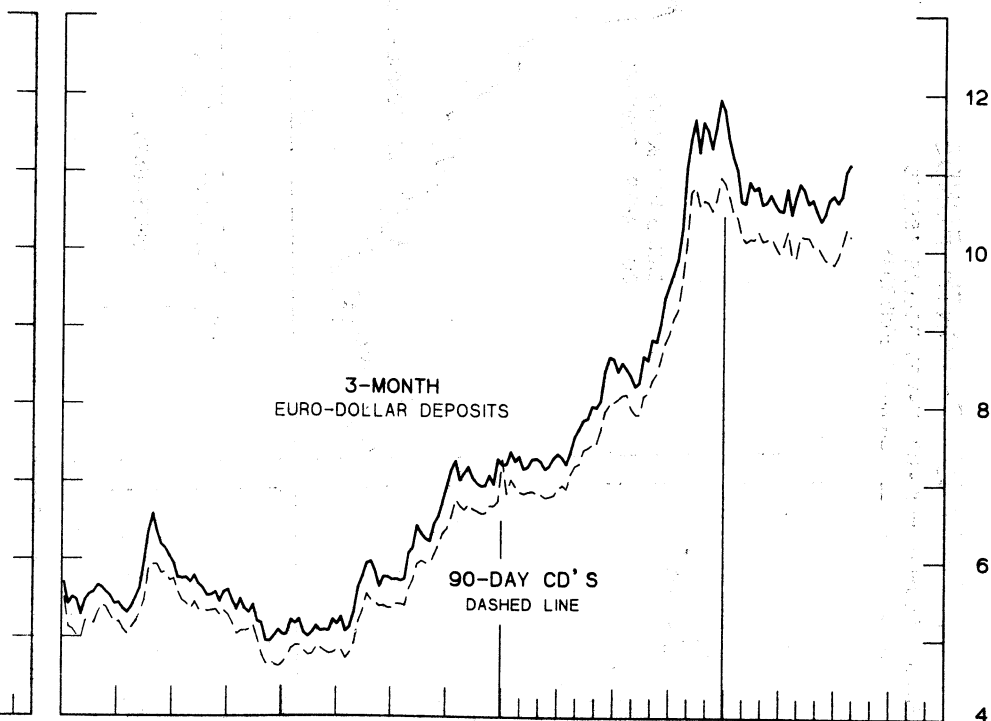


CHART 7
SELECTED EURO-DOLLAR AND U. S. MONEY MARKET RATES
 AVERAGES FOR WEEK ENDING WEDNESDAY

PER CENT PER ANNUM



PER CENT PER ANNUM



1977

1979

1977

1979

FAVORS BORROWING IN U. S. IF POSITIVE

INTEREST ARBITRAGE: 3-MONTH FUNDS

DIFFERENTIAL: PLUS(+), INDICATES FAVOR DOLLAR ASSETS
AVERAGES FOR WEEK ENDING WEDNESDAY

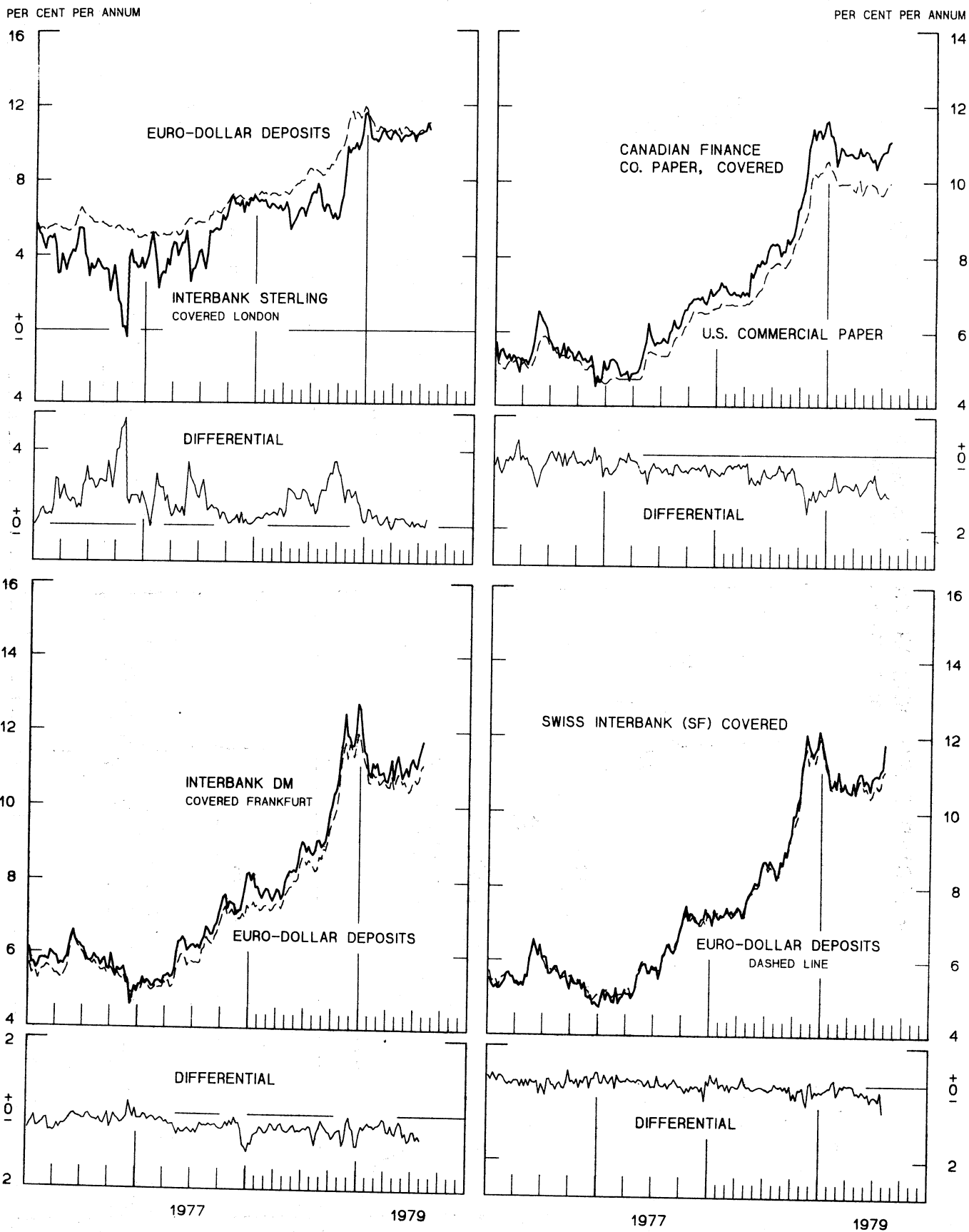


CHART 9
LONG-TERM GOVERNMENT BOND YIELDS
 WEEKLY SERIES

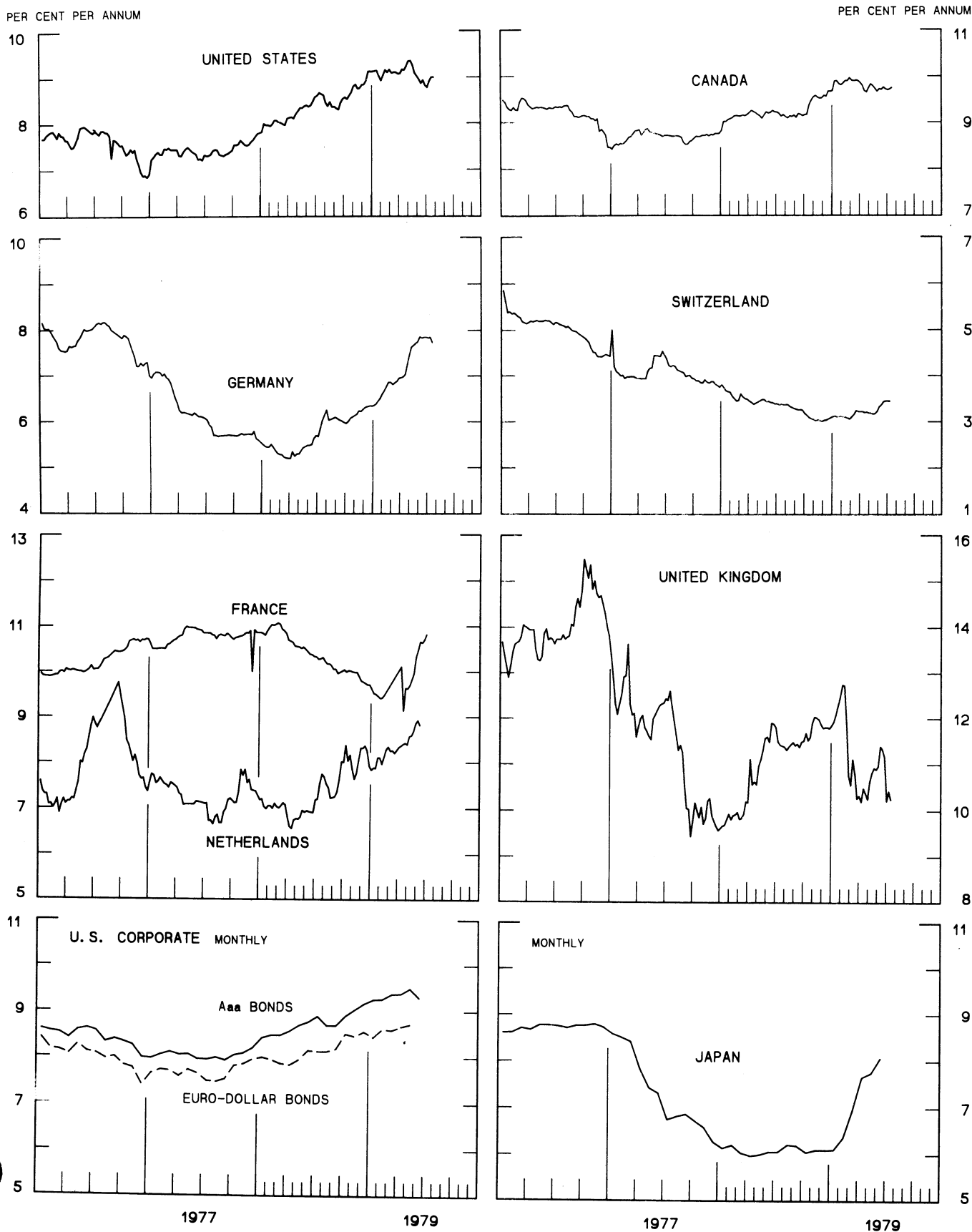
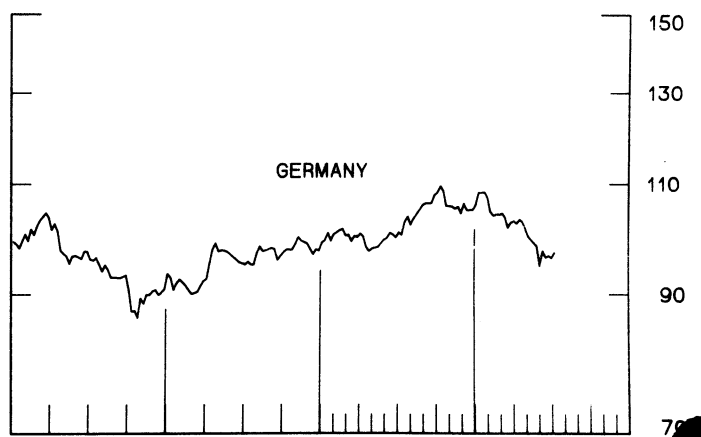
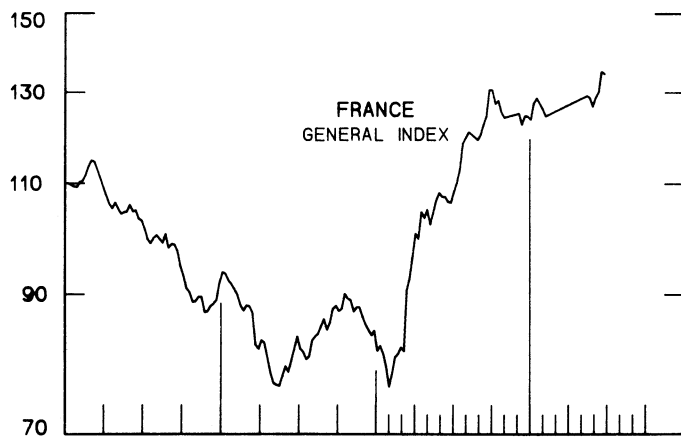
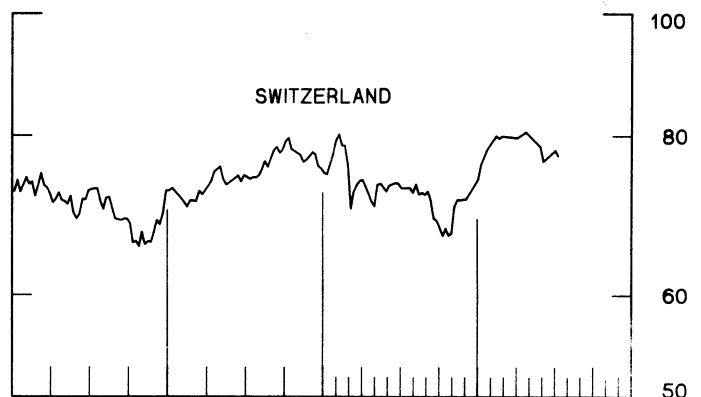
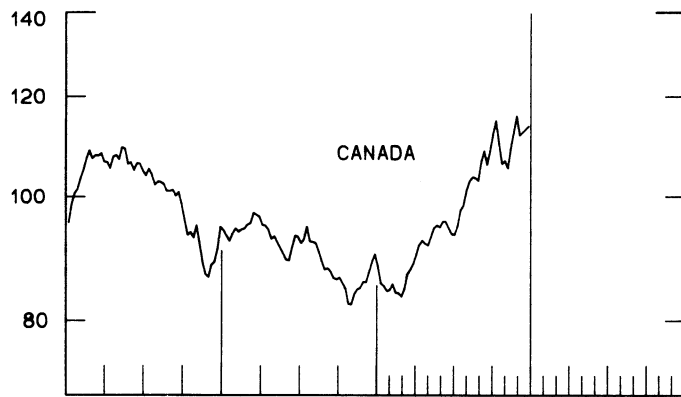
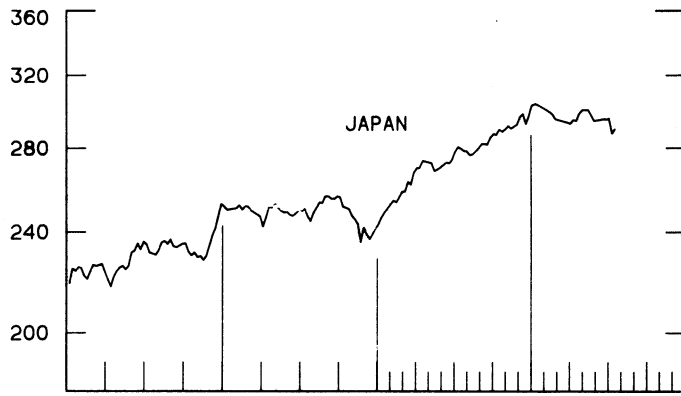
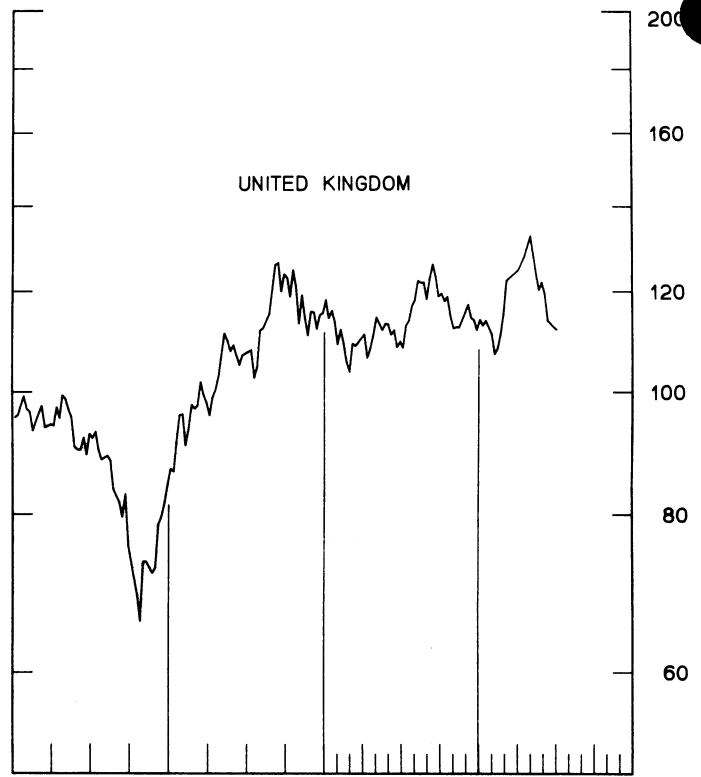
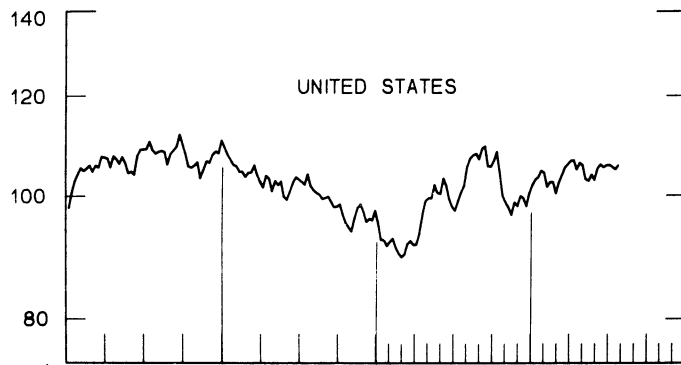


CHART 10
INDUSTRIAL STOCK INDICES
WEEKLY SERIES

RATIO SCALE
1969=100

RATIO SCALE
1969=100



1977

1979

1977

1979

SERIES NAME

LAST VALUE PLOTTED
DATE VALUE

CHART 1. SPOT EXCHANGE RATES AND INDICES

WEEKLY AVERAGES, NOON BUYING RATES (U.S. CENTS)

GERMAN MARK	AUG. 1	54.73
JAPANESE YEN	AUG. 1	0.46340
DUTCH GUILDER	AUG. 1	49.83
U.K. POUND	AUG. 1	229.44
CANADIAN DOLLAR	AUG. 1	85.49
FRENCH FRANC	AUG. 1	23.52
SWISS FRANC	AUG. 1	60.52
BELGIAN FRANC	AUG. 1	3.42375
ITALIAN LIRA	AUG. 1	0.12219

INDICES, MARCH 1973 BASE RATES = 100

GERMAN MARK	AUG. 1	153.97
JAPANESE YEN	AUG. 1	121.33
DUTCH GUILDER	AUG. 1	143.05
U.K. POUND	AUG. 1	92.80
CANADIAN DOLLAR	AUG. 1	85.21
FRENCH FRANC	AUG. 1	105.97
SWISS FRANC	AUG. 1	194.69
BELGIAN FRANC	AUG. 1	134.91
ITALIAN LIRA	AUG. 1	69.41

WEIGHTED AVERAGE EXCHANGE VALUE INDICES, MAR 1973 = 100
(G-10 COUNTRIES PLUS SWITZERLAND)

U.S. DOLLAR	AUG. 1	86.78
GERMAN MARK	AUG. 1	146.63
JAPANESE YEN	AUG. 1	109.59
DUTCH GUILDER	AUG. 1	130.16
U.K. POUND	AUG. 1	81.41
CANADIAN DOLLAR	AUG. 1	74.62
FRENCH FRANC	AUG. 1	94.19
SWISS FRANC	AUG. 1	176.93
BELGIAN FRANC	AUG. 1	121.86
ITALIAN LIRA	AUG. 1	59.86
SWEDISH KRONA	AUG. 1	94.12

CHART 2. 3-MONTH FORWARD EXCHANGE RATES, PREMIUM OR DISCOUNT

CANADIAN DOLLAR	AUG. 1	-0.49
U.K. POUND	AUG. 1	-3.20
GERMAN MARK	AUG. 1	4.79
FRENCH FRANC	AUG. 1	-1.11
SWISS FRANC	AUG. 1	10.32
DUTCH GUILDER	AUG. 1	1.88
JAPANESE YEN	AUG. 1	5.31
ITALIAN LIRA	AUG. 1	-5.27

SERIES NAME	LAST VALUE PLOTTE DATE	VALUE
CHART 3. GOLD PRICE IN LONDON, AFTERNOON FIXING		
U.S. DOLLARS PER FINE OUNCE	AUG. 1	299.71
CHART 4. CALL MONEY RATES		
U.S. FEDERAL FUNDS	AUG. 1	10.75
OVERNIGHT EURO-DOLLAR DEPOSITS	AUG. 1	10.82
U.K. 2-DAY LOCAL AUTHORITY DEPOSITS	JULY 27	14.13
CANADA	JULY 27	12.50
GERMANY	JULY 27	5.85
EURO-DM	JULY 20	5.45
JAPAN	JULY 27	6.44
FRANCE	JULY 27	10.38
NETHERLANDS	JUNE 15	7.10
EURO-SWISS FRANC	JULY 20	0.74
CHART 5. 3-MONTH INTEREST RATES		
U.S. 90-DAY CD'S, SECONDARY MARKET	AUG. 1	10.20
GERMAN INTERBANK LOAN	AUG. 1	6.88
JAPANESE BANK LOANS & DISCOUNTS	AUG. 1	6.95
CANADIAN FINANCE PAPER	AUG. 1	11.59
INTERBANK STERLING	AUG. 1	14.05
SWISS INTERBANK LOAN	AUG. 1	1.47
WEIGHTED AVERAGE FOREIGN INTEREST RATE (G-10 COUNTRIES PLUS SWITZERLAND)	AUG. 1	8.68
CHART 6. EURO-DOLLAR DEPOSIT RATES: LONDON		
OVERNIGHT	AUG. 1	10.82
7-DAY	AUG. 1	10.69
1-MONTH	AUG. 1	11.03
3-MONTH	AUG. 1	11.13
6-MONTH	AUG. 1	11.11
1-YEAR	AUG. 1	10.78
CHART 7. SELECTED EURO-DOLLAR AND U.S. MONEY MARKET RATES		
OVERNIGHT EURO-DOLLAR DEPOSITS	AUG. 1	10.82
U.S. FEDERAL FUNDS	AUG. 1	10.75
DIFFERENTIAL ADJ. FOR RESERVE REQUIREMENTS	AUG. 1	0.07
3-MONTH EURO-DOLLAR DEPOSIT RATE	AUG. 1	11.13
U.S. 90-DAY CD'S, SECONDARY MARKET	AUG. 1	10.20
DIFFERENTIAL	AUG. 1	0.93

SERIES NAME

LAST VALUE PLOTTED
DATE VALUE

CHART 8. INTEREST ARBITRAGE, 3-MONTH FUNDS

EURO-DOLLAR DEPOSIT	AUG. 1	11.13
INTERBANK STERLING (LONDON), COVERED	AUG. 1	10.74
DIFFERENTIAL	AUG. 1	0.39
U.S. COMMERCIAL PAPER	AUG. 1	9.98
CANADIAN FINANCE PAPER, COVERED	AUG. 1	11.09
DIFFERENTIAL	AUG. 1	-1.11
EURO-DOLLAR DEPOSIT	AUG. 1	11.13
INTERBANK DM (FRANKFURT), COVERED	AUG. 1	11.75
DIFFERENTIAL	AUG. 1	-0.62
EURO-DOLLAR DEPOSIT	AUG. 1	11.13
SWISS INTERBANK, COVERED	AUG. 1	11.83
DIFFERENTIAL	AUG. 1	-0.71

CHART 9. LONG TERM GOVERNMENT BOND YIELDS

UNITED STATES	JULY 27	9.01
GERMANY	JULY 20	7.74
JAPAN (MONTHLY)	JUNE	8.07
SWITZERLAND	JULY 13	3.45
CANADA	JULY 20	9.76
FRANCE	JULY 6	10.83
NETHERLANDS	JUNE 15	8.81
UNITED KINGDOM	JULY 20	10.25

U.S. CORPORATE

AAA BONDS	JUNE	9.29
EURO-DM BONDS	DEC.	6.63
EURO-DOLLAR BONDS	MAY	8.72

CHART 10. INDUSTRIAL STOCK INDICES

UNITED STATES	JULY 27	105.91
JAPAN	JULY 20	290.39
CANADA	DEC. 29	113.81
FRANCE	JUNE 29	134.60
UNITED KINGDOM	JULY 6	112.20
SWITZERLAND	JULY 13	77.22
GERMANY	JULY 13	97.01



FEDERAL RESERVE statistical release

H.10(512)

AUGUST 7, 1979

FOREIGN EXCHANGE RATES

FOR THE WEEK ENDING AUGUST 3, 1979

The Board of Governors of the Federal Reserve System is advised that the Federal Reserve Bank of New York has certified for customs purposes the following noon buying rate in New York City for cable transfers payable in foreign currencies:

COUNTRY	MONETARY UNIT	(RATE U.S. CENTS)				
		JULY 30	JULY 31	AUG. 1	AUG. 2	AUG. 3
AUSTRALIA	DOLLAR	113.2600	112.9000	113.0700	113.0200	113.0200
AUSTRIA	SCHILLING	7.46547	7.42390	7.46129	7.48223	7.45990
BELGIUM	FRANC	3.42583	3.40600	3.41763	3.42114	3.41180
CANADA	DOLLAR	85.6311	85.4920	85.3242	85.0774	85.1137
DENMARK	KRONE	19.0114	18.9573	18.9933	18.9753	18.9179
FINLAND	MARKKA	26.1814	26.0824	25.9909	26.0484	26.0213
FRANCE	FRANC	23.5073	23.3209	23.5294	23.5349	23.4852
GERMANY	D. MARK	54.5405	54.5405	54.6747	54.6747	54.5792
INDIA	RUPEE	12.6000	12.5700	12.5000	12.5000	12.7000
IRELAND	POUND	205.2000	202.8500	206.8500	206.0000	205.0000
ITALY	LIRA	0.12210	0.12180	0.12206	0.12214	0.12188
JAPAN	YEN	0.46339	0.46147	0.46286	0.46179	0.46104
MALAYSIA	DOLLAR	46.3392	46.2428	46.4468	46.4253	46.3714
MEXICO	PESO	4.3783	4.3764	4.3764	4.3764	4.3764
NETHERLANDS	GUILDER	49.7142	49.6524	49.8008	49.8331	49.7191
NEW ZEALAND	DOLLAR	102.7000	101.5000	102.0500	102.0000	102.1000
NORWAY	KRONE	19.8807	19.8137	19.8393	19.8452	19.8177
PORTUGAL	ESCUDO	2.0555	2.0597	2.0450	2.0429	2.0416
SOUTH AFRICA	RAND	119.3500	119.1500	119.3500	119.1500	119.1500
SPAIN	PESETA	1.5135	1.5126	1.5126	1.5122	1.5129
SRI LANKA	RUPEE	6.2000	6.2000	6.2000	6.2000	6.4000
SWEDEN	KRONA	23.8152	23.7192	23.7643	23.7784	23.7304
SWITZERLAND	FRANC	60.3136	60.2773	60.3427	60.3136	60.2482
UNITED KINGDOM	POUND	231.3200	224.7500	226.9500	226.6000	226.8500