

(516/517)

DATA FILE  
LIBRARY  
FEDERAL RESERVE BANK  
OF CHICAGO

LIBRARY  
AUG 7 1979  
FEDERAL RESERVE  
BANK OF CHICAGO

# Selected Interest & Exchange Rates

## Weekly Series of Charts

July 30, 1979

Prepared by the  
FINANCIAL MARKETS  
SECTION

DIVISION OF  
INTERNATIONAL FINANCE

BOARD OF GOVERNORS  
FEDERAL RESERVE SYSTEM  
Washington, D.C. 20551

---

# Table of Contents

## **TABLES**

1. LATEST FIGURES PLOTTED
2. DAILY CERTIFIED SPOT EXCHANGE RATES--  
H.10 RELEASE

## **CHARTS**

1. SPOT EXCHANGE RATE INDICES
2. 3-MONTH FORWARD EXCHANGE RATES
3. GOLD PRICE--LONDON
4. CALL MONEY RATES
5. 3-MONTH INTEREST RATES
6. EURO-DOLLAR DEPOSIT RATES
7. SELECTED EURO-DOLLAR AND U.S. MONEY MARKET RATES
8. INTEREST ARBITRAGE: 3-MONTH FUNDS
9. LONG-TERM GOVERNMENT BOND YIELDS
10. INDUSTRIAL STOCK INDICES

## **SUBSCRIPTION RATES:**

Weekly \$15.00 per year or \$.40 each in the United States, its possessions, Canada, and Mexico; 10 or more of the same issue to one address, \$13.50 per year or \$.35 each. Elsewhere, \$20.00 per year or \$.50 each. Address requests to Publications Services, Division of Administrative Services, and make payment remittance payable to the order of the Board of Governors of the Federal Reserve System in a form collectible at par in U.S. Currency.

# SPOT EXCHANGE INDICES

DOLLAR PRICES OF FOREIGN CURRENCIES AND WEIGHTED AVERAGE VALUES (THIN LINE)  
AVERAGES FOR WEEK ENDING WEDNESDAY

RATIO SCALE  
MARCH 1973=100

RATIO SCALE  
MARCH 1973=100

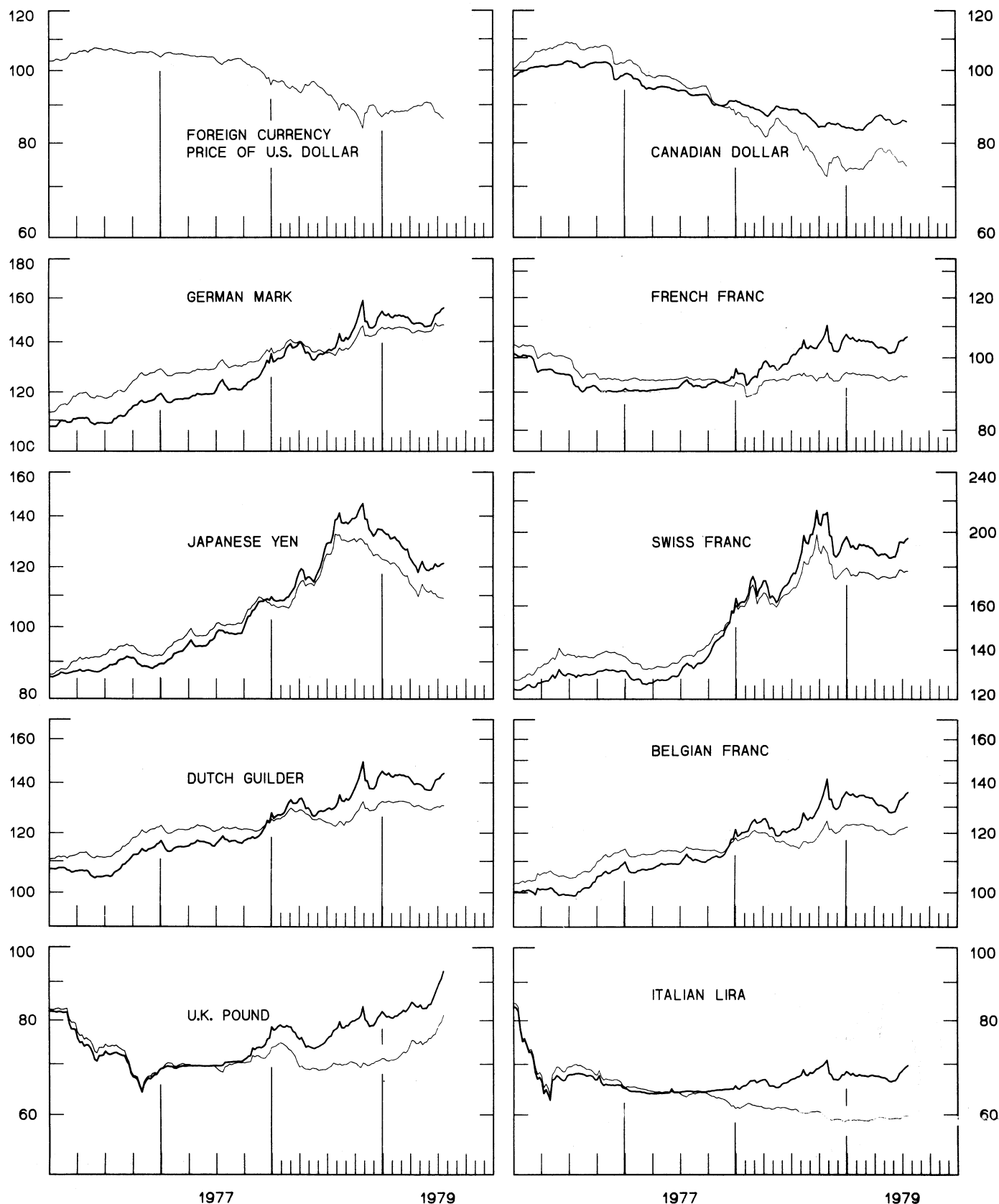


CHART 2  
**3-MONTH FORWARD EXCHANGE RATES**

PREMIUM (+) OR (-)  
AVERAGES FOR WEEK ENDING WEDNESDAY

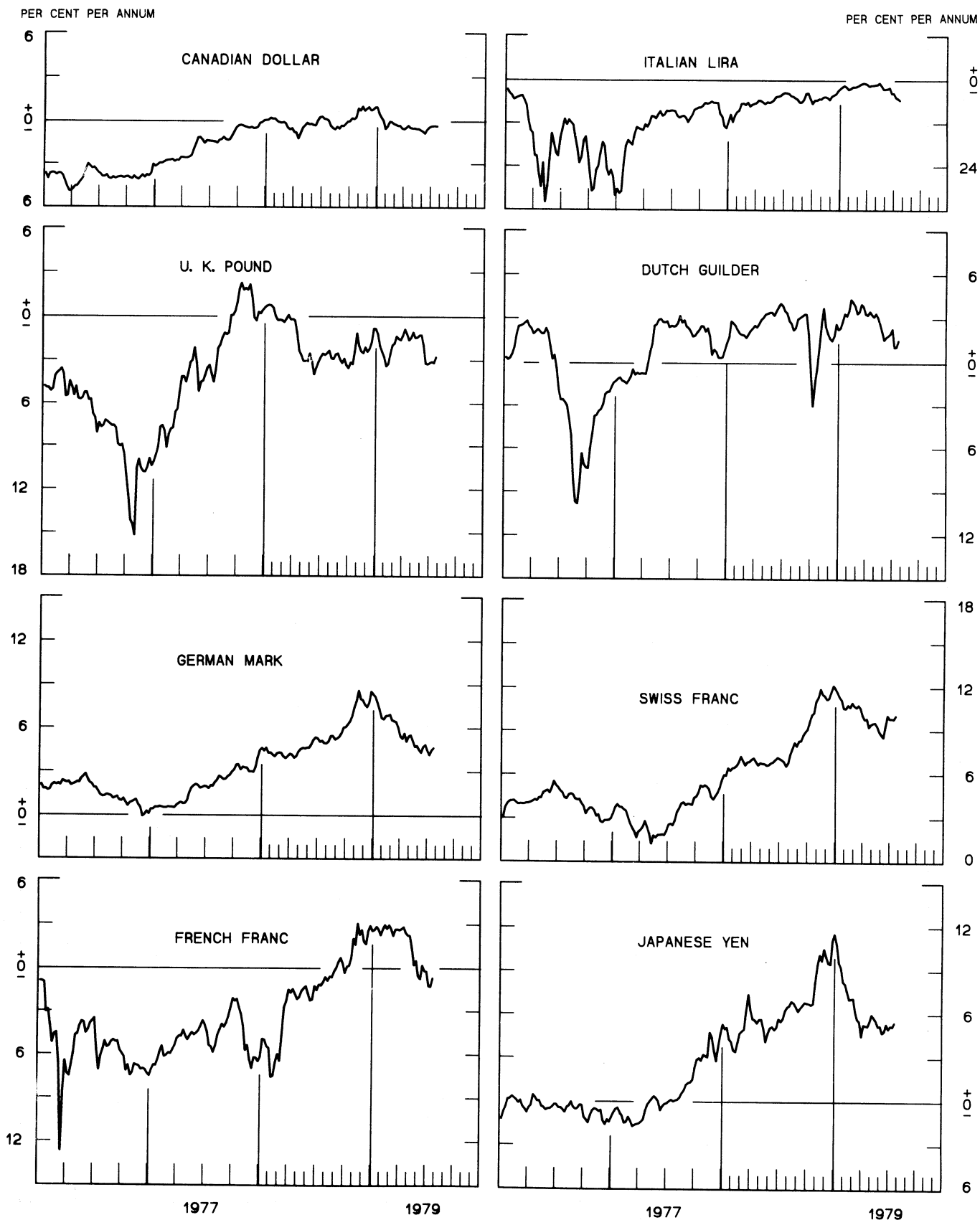


CHART 3  
PRICE OF GOLD IN LONDON  
AVERAGES FOR WEEK ENDING WEDNESDAY

U.S. DOLLARS PER FINE OUNCE

U.S. DOLLARS PER FINE OUNCE

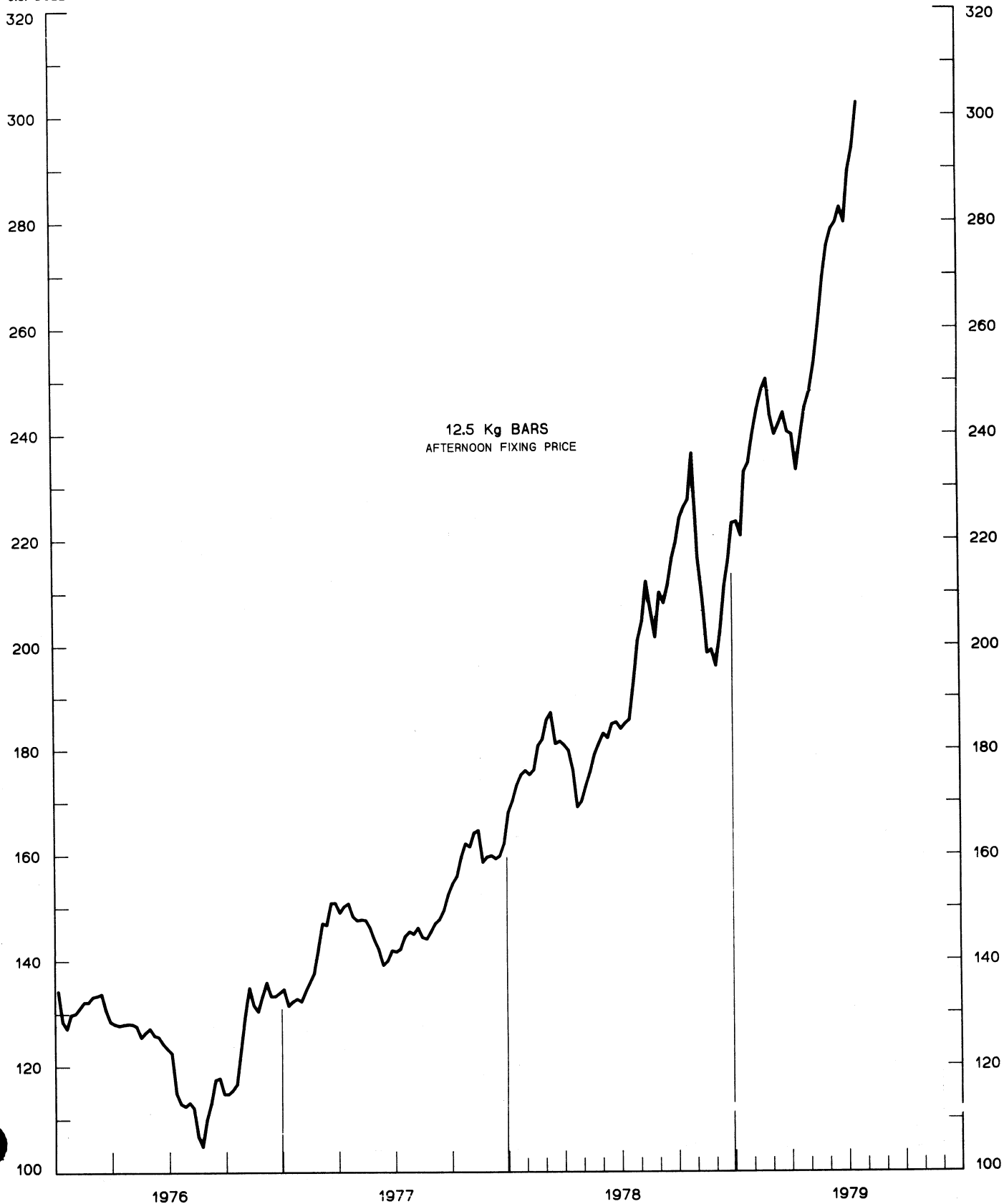
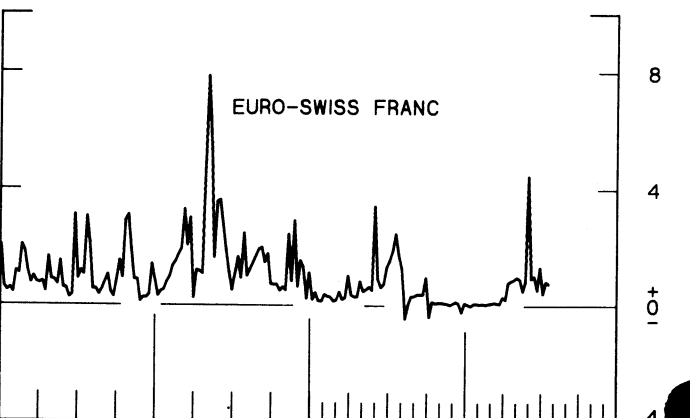
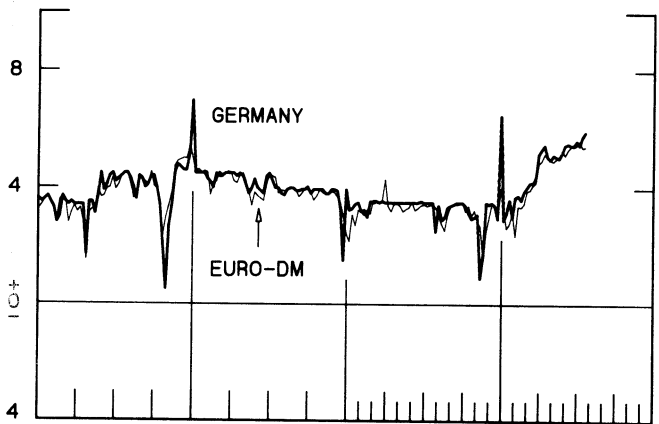
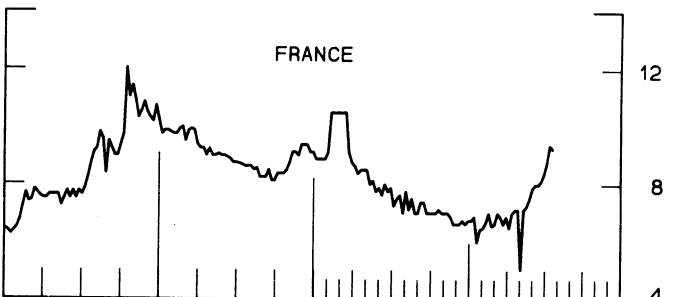
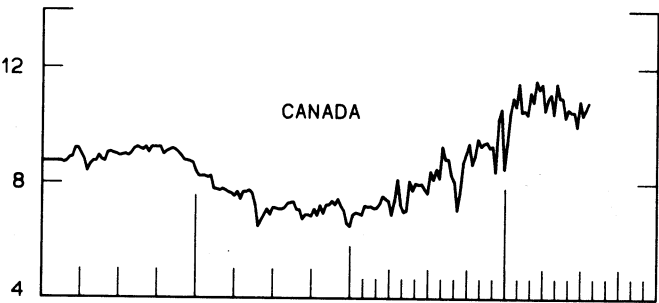
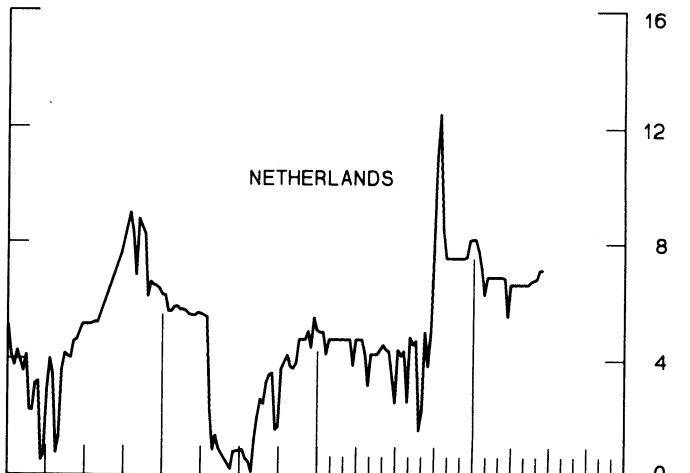
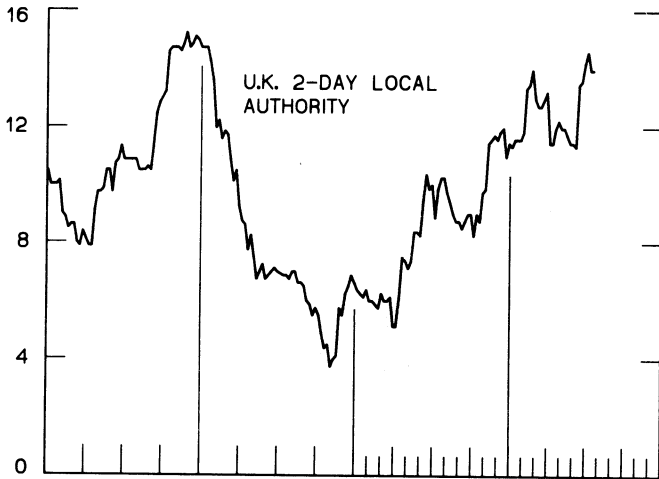
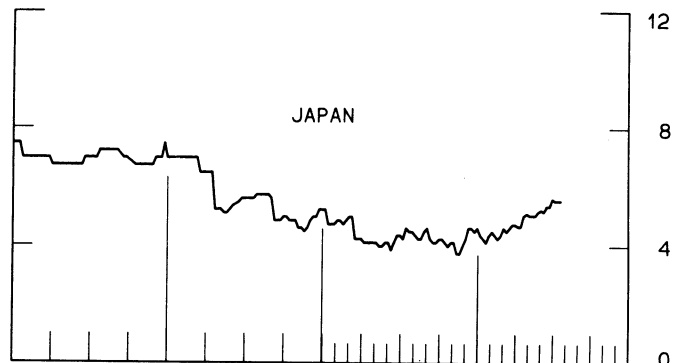
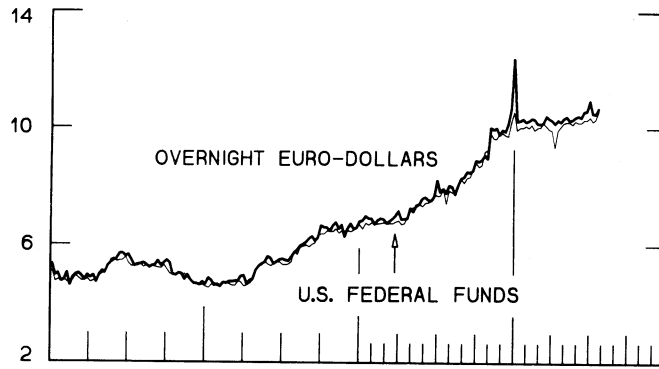


CHART 4  
**CALL MONEY RATES**  
 WEEKLY SERIES

PER CENT PER ANNUM

PER CENT PER ANNUM



1977

1979

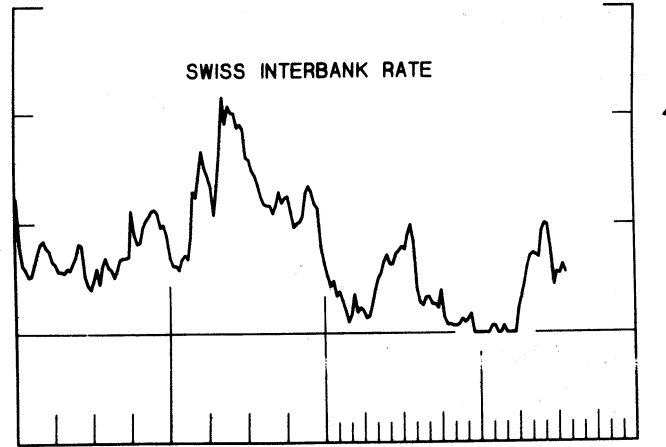
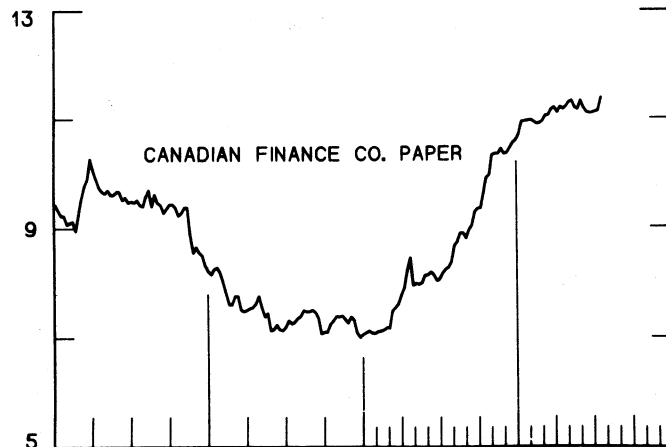
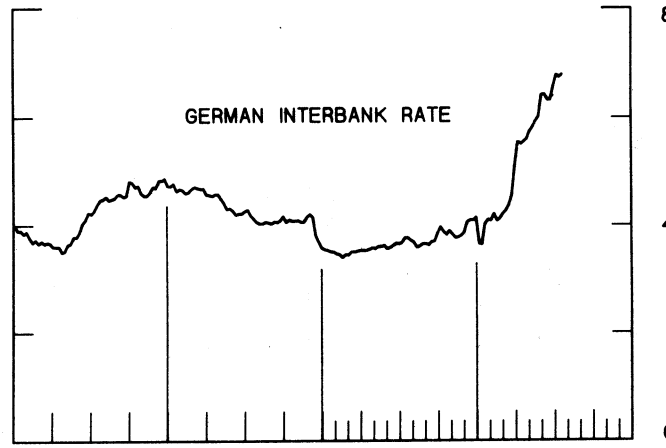
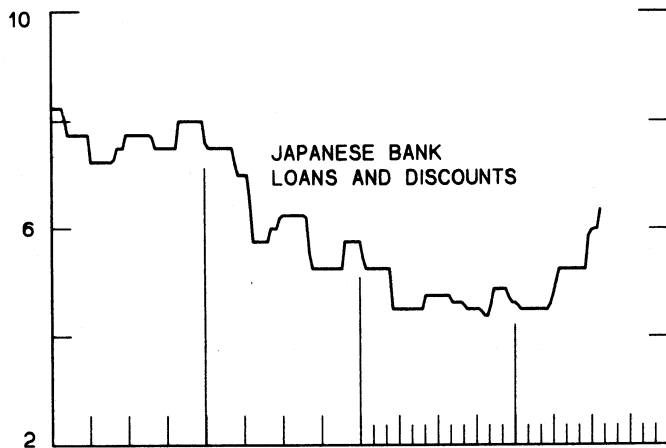
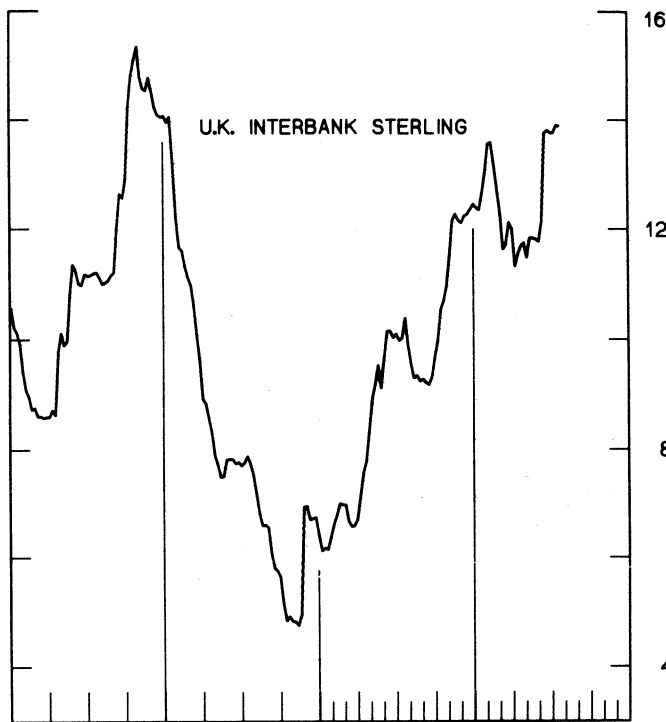
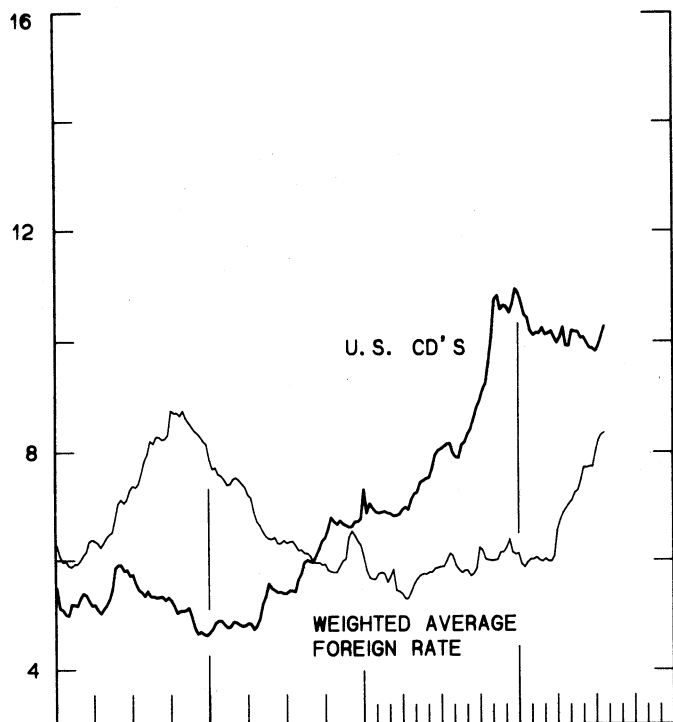
1977

1979

CHART 5  
**3-MONTH INTEREST RATES**  
 WEEKLY SERIES

PER CENT PER ANNUM

PER CENT PER ANNUM



1977

1979

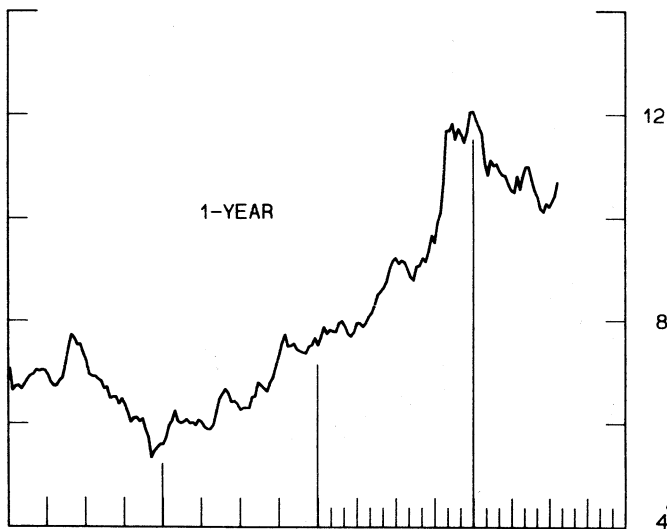
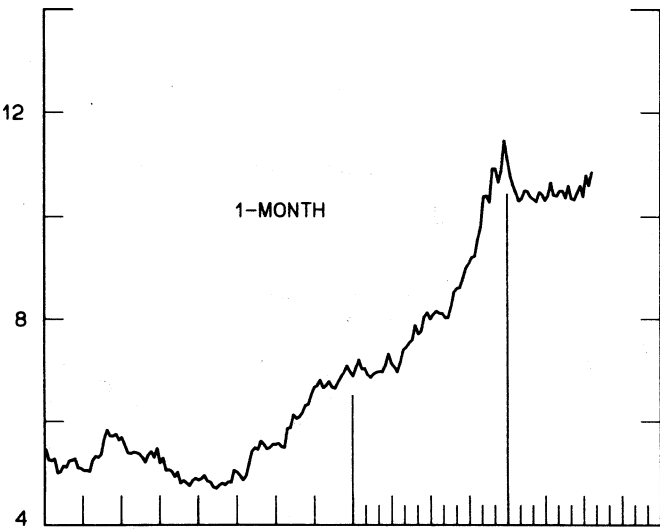
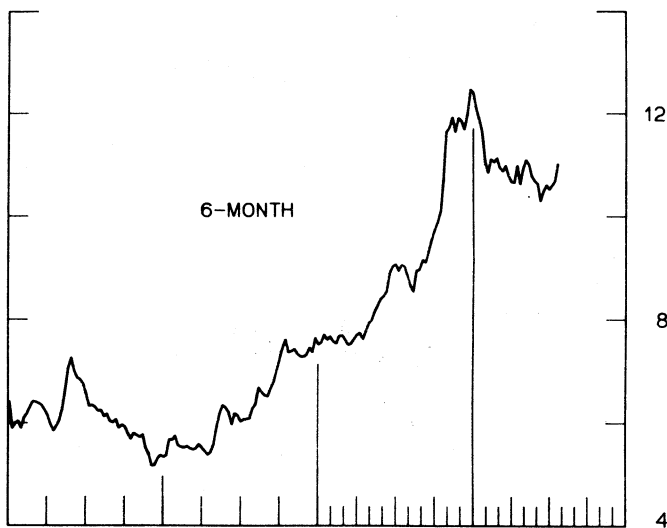
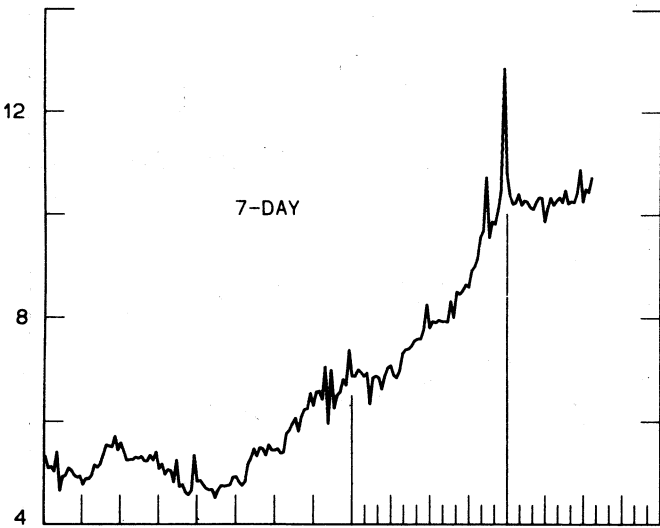
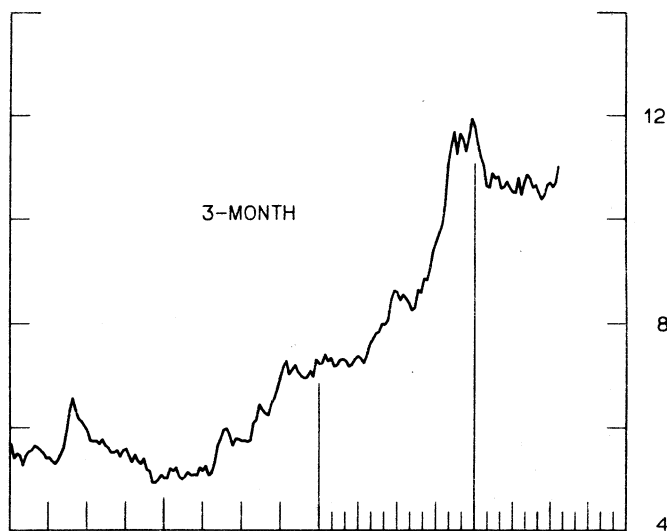
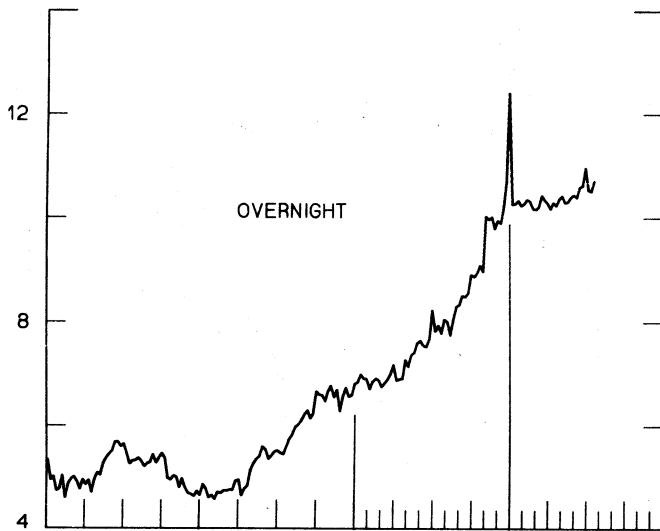
1977

1979

CHART 6  
EURO-DOLLAR DEPOSIT RATES LONDON  
AVERAGES FOR WEEK ENDING WEDNESDAY

PER CENT PER ANNUM

PER CENT PER ANNUM



1977

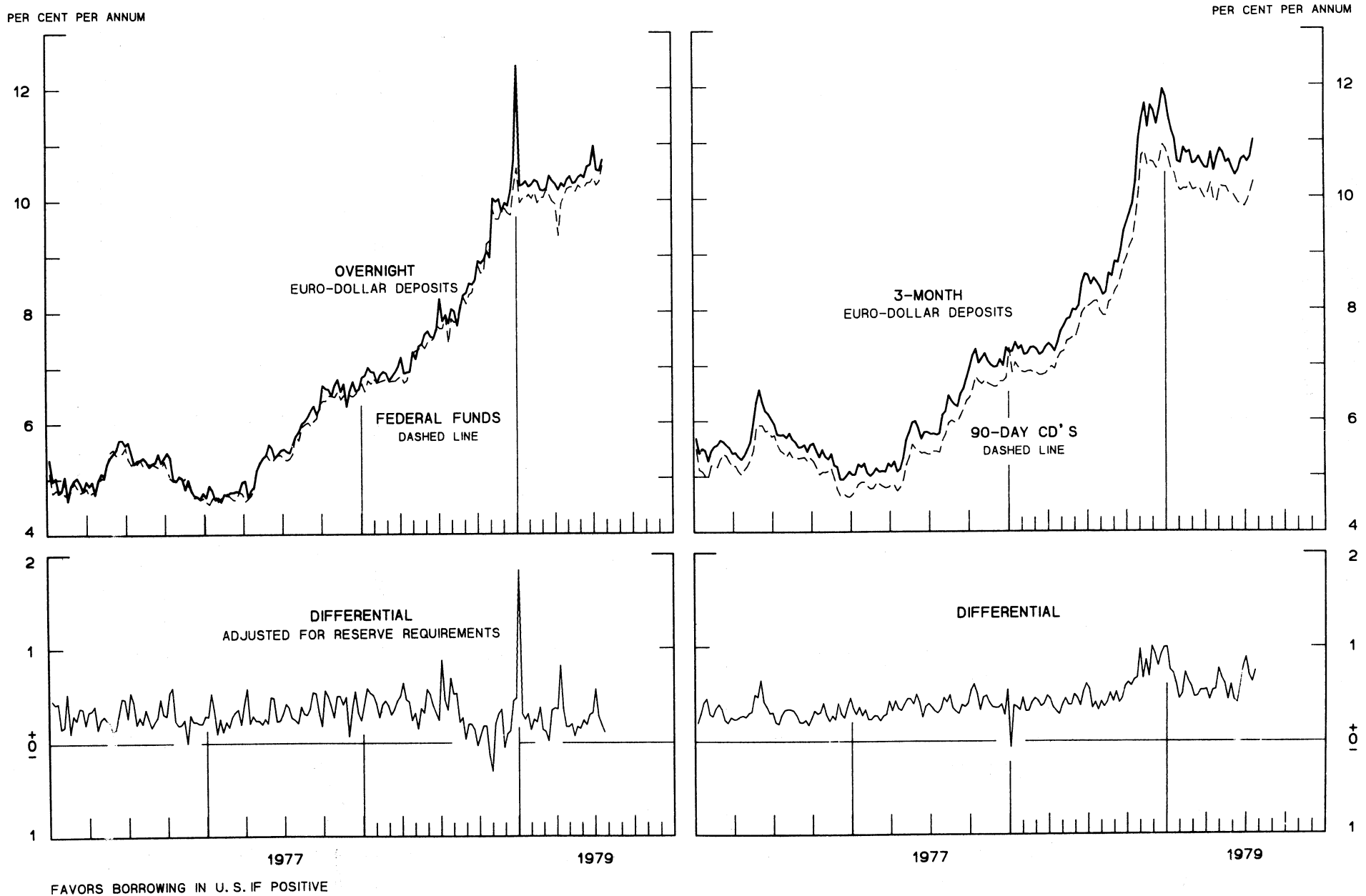
1979

1977

1979



CHART 7  
**SELECTED EURO-DOLLAR AND U. S. MONEY MARKET RATES**  
 AVERAGES FOR WEEK ENDING WEDNESDAY

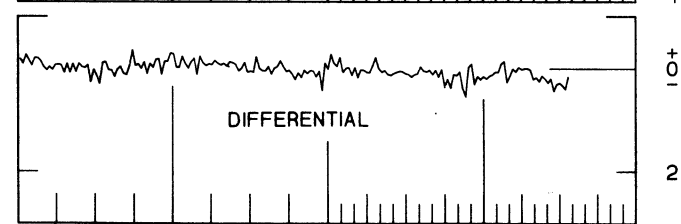
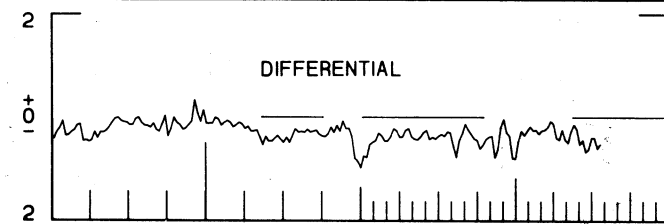
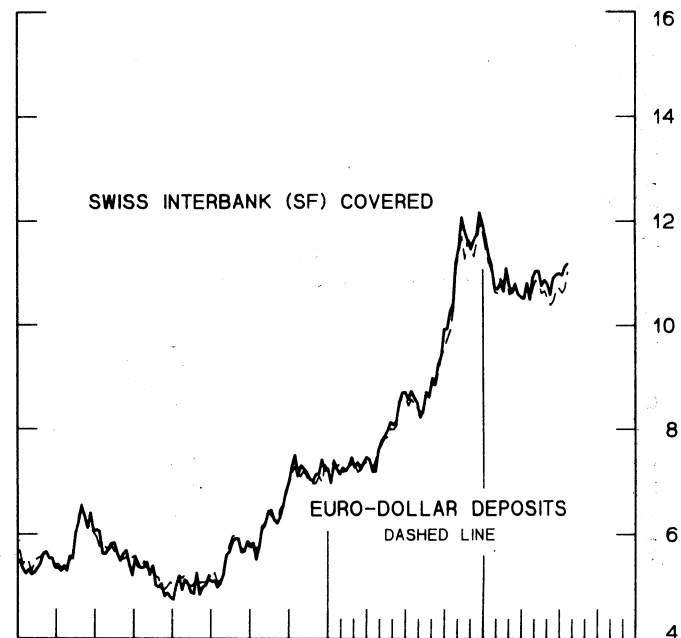
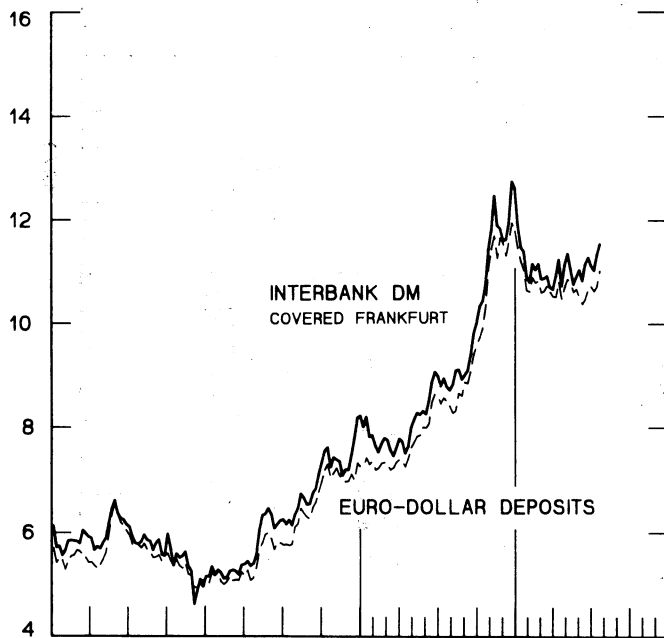
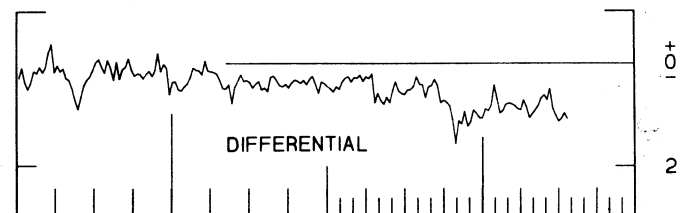
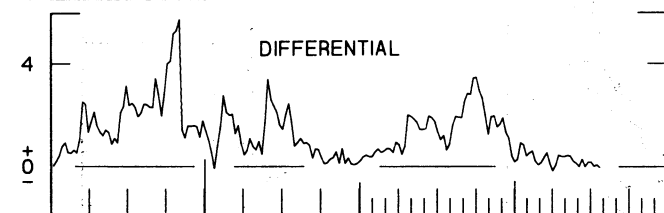
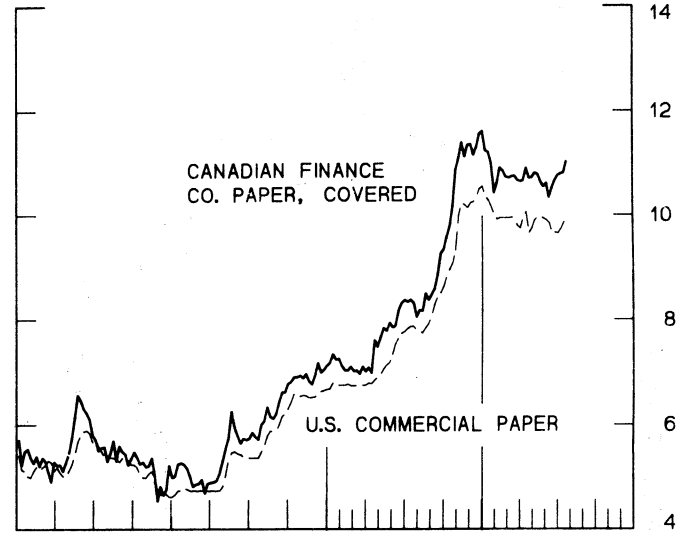
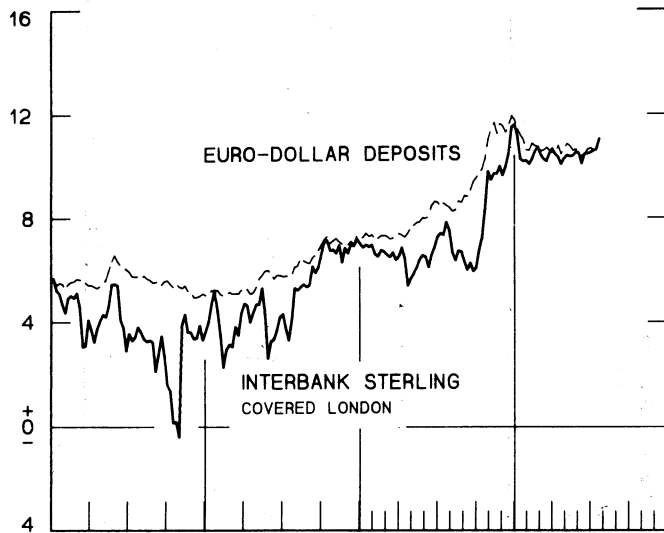


# INTEREST ARBITRAGE: 3-MONTH FUNDS

DIFFERENTIAL: PLUS(+), INDICATES FAVOR DOLLAR ASSETS  
AVERAGES FOR WEEK ENDING WEDNESDAY

PER CENT PER ANNUM

PER CENT PER ANNUM



1977

1979

1977

1979

CHART 9  
**LONG-TERM GOVERNMENT BOND YIELDS**  
 WEEKLY SERIES

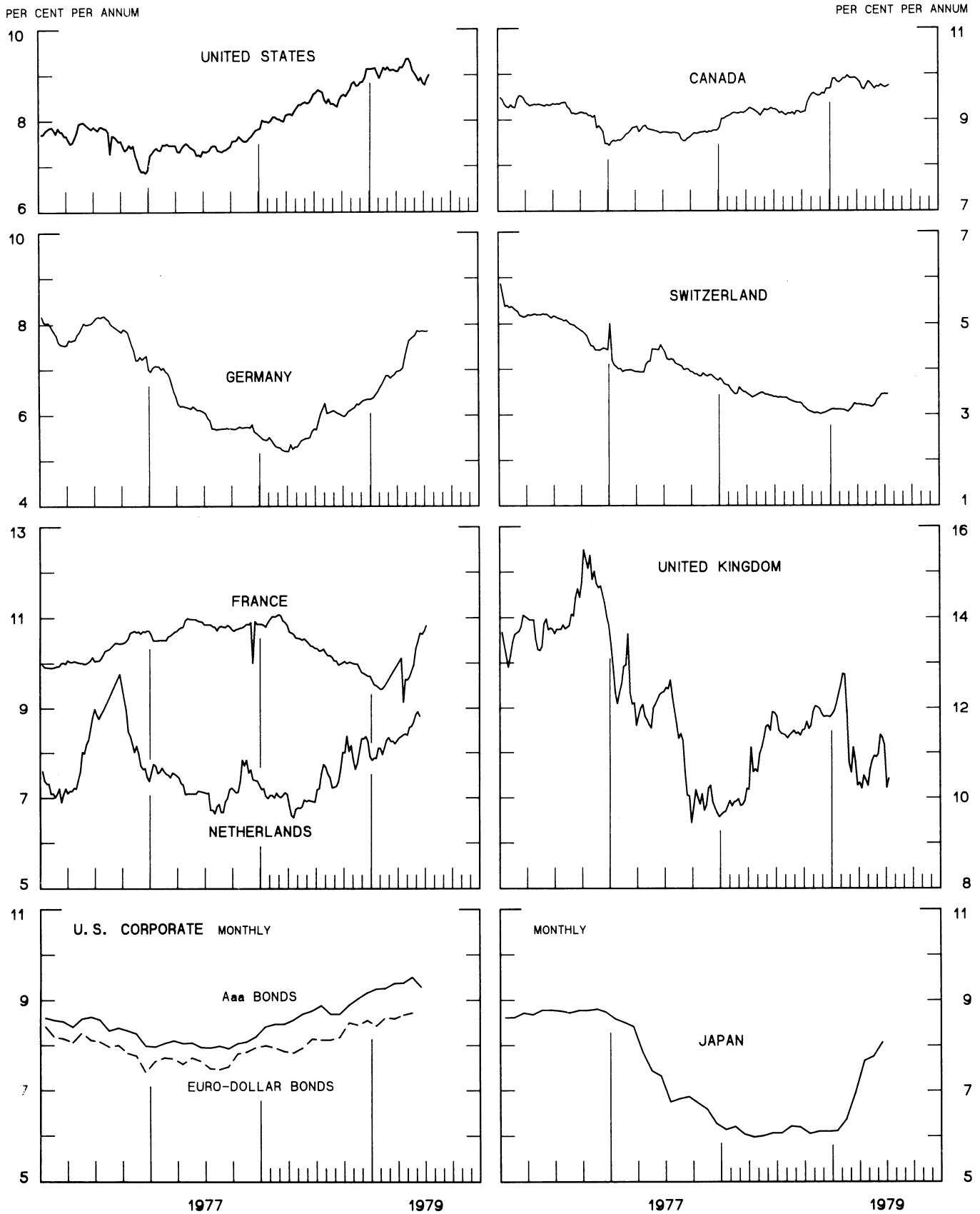
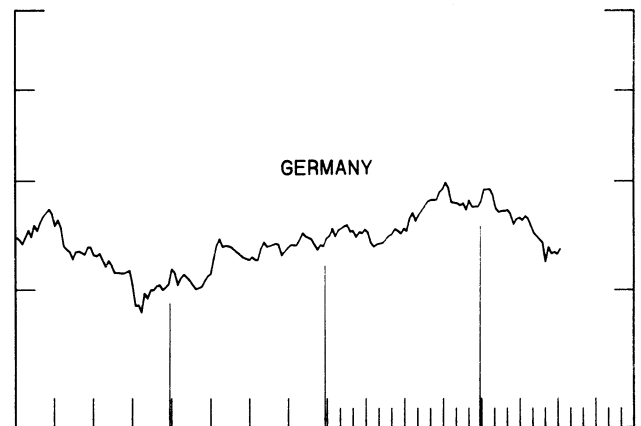
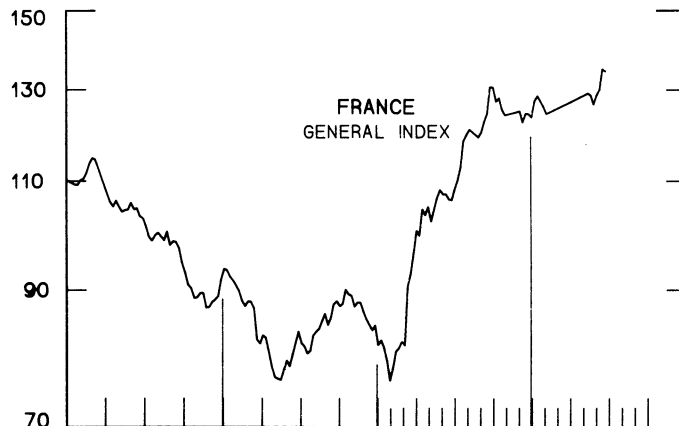
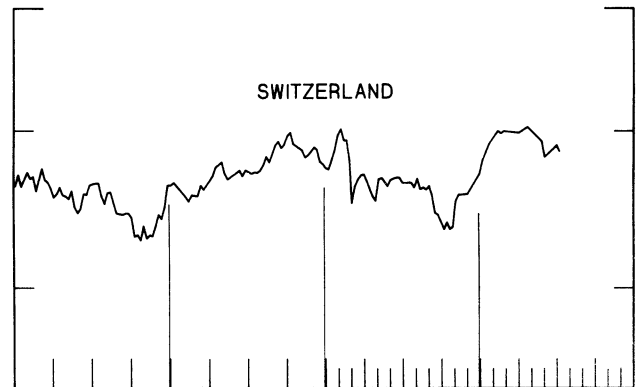
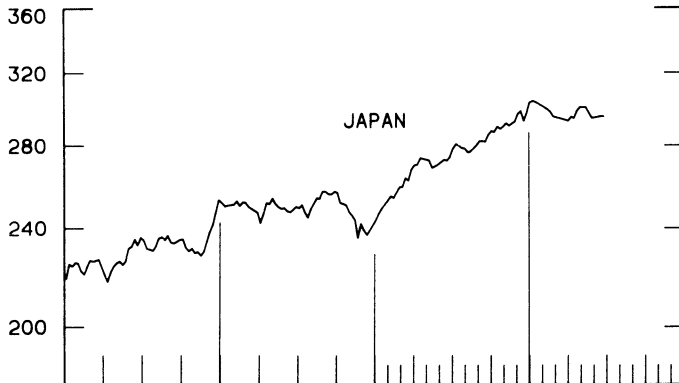
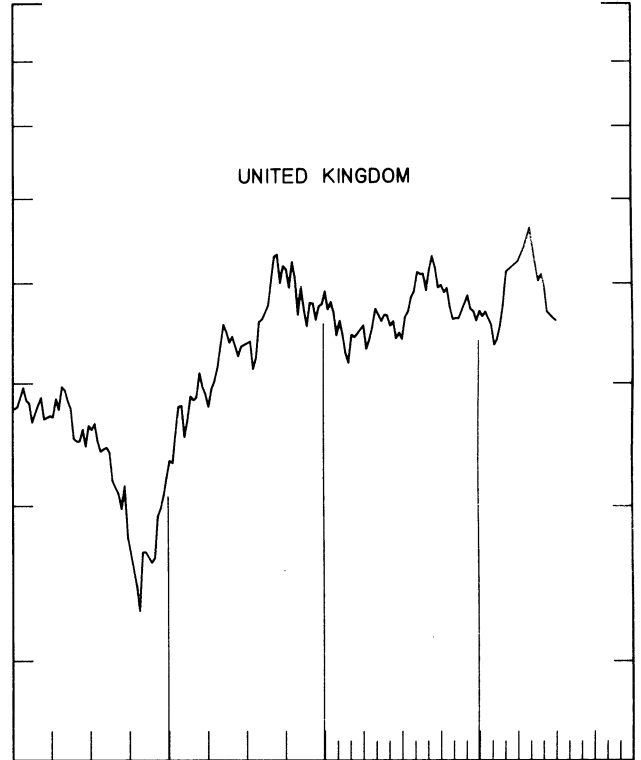
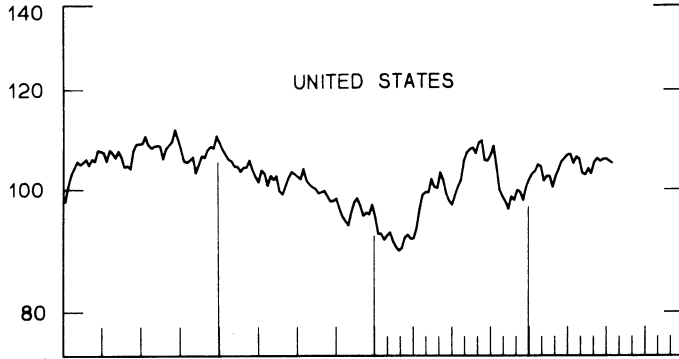


CHART 10  
**INDUSTRIAL STOCK INDICES**  
 WEEKLY SERIES

RATIO SCALE  
 1969=100

RATIO SCALE  
 1969=100



1977

1979

1977

1979

SERIES NAME

LAST VALUE PLOTTED  
DATE VALUE

CHART 1. SPOT EXCHANGE RATES AND INDICES

WEEKLY AVERAGES, NOON BUYING RATES (U.S. CENTS)

GERMAN MARK	JULY 25	55.22
JAPANESE YEN	JULY 25	0.46361
DUTCH GUILDER	JULY 25	50.20
U.K. POUND	JULY 25	230.28
CANADIAN DOLLAR	JULY 25	85.85
FRENCH FRANC	JULY 25	23.66
SWISS FRANC	JULY 25	61.09
BELGIAN FRANC	JULY 25	3.45211
ITALIAN LIRA	JULY 25	0.12263

INDICES, MARCH 1973 BASE RATES = 100

GERMAN MARK	JULY 25	155.34
JAPANESE YEN	JULY 25	121.39
DUTCH GUILDER	JULY 25	144.11
U.K. POUND	JULY 25	93.14
CANADIAN DOLLAR	JULY 25	85.57
FRENCH FRANC	JULY 25	106.69
SWISS FRANC	JULY 25	196.54
BELGIAN FRANC	JULY 25	136.03
ITALIAN LIRA	JULY 25	69.66

WEIGHTED AVERAGE EXCHANGE VALUE INDICES, MAR 1973 = 100  
(G-10 COUNTRIES PLUS SWITZERLAND)

U.S. DOLLAR	JULY 25	86.31
GERMAN MARK	JULY 25	147.43
JAPANESE YEN	JULY 25	109.12
DUTCH GUILDER	JULY 25	130.58
U.K. POUND	JULY 25	81.35
CANADIAN DOLLAR	JULY 25	74.61
FRENCH FRANC	JULY 25	94.45
SWISS FRANC	JULY 25	177.88
BELGIAN FRANC	JULY 25	122.37
ITALIAN LIRA	JULY 25	59.81
SWEDISH KRONA	JULY 25	93.81

CHART 2. 3-MONTH FORWARD EXCHANGE RATES, PREMIUM OR DISCOUNT

CANADIAN DOLLAR	JULY 25	-0.33
U.K. POUND	JULY 25	-2.72
GERMAN MARK	JULY 25	4.67
FRENCH FRANC	JULY 25	-0.67
SWISS FRANC	JULY 25	10.07
DUTCH GUILDER	JULY 25	1.58
JAPANESE YEN	JULY 25	5.46
ITALIAN LIRA	JULY 25	-5.38

SERIES NAME	LAST VALUE PLOTTED	
	DATE	VALUE
<b>CHART 3. GOLD PRICE IN LONDON, AFTERNOON FIXING</b>		
U.S. DOLLARS PER FINE OUNCE	JULY 25	302.28
<b>CHART 4. CALL MONEY RATES</b>		
U.S. FEDERAL FUNDS	JULY 25	10.63
OVERNIGHT EURO-DOLLAR DEPOSITS	JULY 25	10.74
U.K. 2-DAY LOCAL AUTHORITY DEPOSITS	JULY 20	14.00
CANADA	JULY 20	10.85
GERMANY	JULY 20	5.95
EURO-DM	JULY 20	5.45
JAPAN	JULY 20	5.56
FRANCE	JULY 20	9.25
NETHERLANDS	JUNE 15	7.10
EURO-SWISS FRANC	JULY 20	0.74
<b>CHART 5. 3-MONTH INTEREST RATES</b>		
U.S. 90-DAY CD'S, SECONDARY MARKET	JULY 25	10.29
GERMAN INTERBANK LOAN	JULY 25	6.80
JAPANESE BANK LOANS & DISCOUNTS	JULY 25	6.38
CANADIAN FINANCE PAPER	JULY 25	11.39
INTERBANK STERLING	JULY 25	13.90
SWISS INTERBANK LOAN	JULY 25	1.10
WEIGHTED AVERAGE FOREIGN INTEREST RATE (G-10 COUNTRIES PLUS SWITZERLAND)	JULY 25	8.38
<b>CHART 6. EURO-DOLLAR DEPOSIT RATES: LONDON</b>		
OVERNIGHT	JULY 25	10.74
7-DAY	JULY 25	10.75
1-MONTH	JULY 25	10.88
3-MONTH	JULY 25	11.04
6-MONTH	JULY 25	11.04
1-YEAR	JULY 25	10.71
<b>CHART 7. SELECTED EURO-DOLLAR AND U.S. MONEY MARKET RATES</b>		
OVERNIGHT EURO-DOLLAR DEPOSITS	JULY 25	10.74
U.S. FEDERAL FUNDS	JULY 25	10.63
DIFFERENTIAL ADJ. FOR RESERVE REQUIREMENTS	JULY 25	0.11
3-MONTH EURO-DOLLAR DEPOSIT RATE	JULY 25	11.04
U.S. 90-DAY CD'S, SECONDARY MARKET	JULY 25	10.29
DIFFERENTIAL	JULY 25	0.75

SERIES NAME

LAST VALUE PLOTTED  
DATE VALUE

CHART 8. INTEREST ARBITRAGE, 3-MONTH FUNDS

EURO-DOLLAR DEPOSIT	JULY 25	11.04
INTERBANK STERLING (LONDON), COVERED	JULY 25	11.08
DIFFERENTIAL	JULY 25	-0.04
U.S. COMMERCIAL PAPER	JULY 25	9.96
CANADIAN FINANCE PAPER, COVERED	JULY 25	11.05
DIFFERENTIAL	JULY 25	-1.00
EURO-DOLLAR DEPOSIT	JULY 25	11.04
INTERBANK DM (FRANKFURT), COVERED	JULY 25	11.55
DIFFERENTIAL	JULY 25	-0.52
EURO-DOLLAR DEPOSIT	JULY 25	11.04
SWISS INTERBANK, COVERED	JULY 25	11.20
DIFFERENTIAL	JULY 25	-0.16

CHART 9. LONG TERM GOVERNMENT BOND YIELDS

UNITED STATES	JULY 20	9.01
GERMANY	JULY 13	7.65
JAPAN (MONTHLY)	JUNE	8.07
SWITZERLAND	JULY 13	3.45
CANADA	JULY 20	9.76
FRANCE	JULY 6	10.83
NETHERLANDS	JUNE 15	6.81
UNITED KINGDOM	JULY 13	10.43

U.S. CORPORATE

AAA BONDS	JUNE	9.29
EURO-DM BONDS	DEC.	6.63
EURO-DOLLAR BONDS	MAY	8.72

CHART 10. INDUSTRIAL STOCK INDICES

UNITED STATES	JULY 20	105.17
JAPAN	JUNE 29	295.69
CANADA	DEC. 29	113.81
FRANCE	JUNE 29	134.60
UNITED KINGDOM	JULY 6	112.20
SWITZERLAND	JULY 13	77.22
GERMANY	JULY 13	97.01



# FEDERAL RESERVE statistical release

H.10(512)

JULY 30, 1979

## FOREIGN EXCHANGE RATES

FOR THE WEEK ENDING JULY 27, 1979

The Board of Governors of the Federal Reserve System is advised that the Federal Reserve Bank of New York has certified for customs purposes the following noon buying rate in New York City for cable transfers payable in foreign currencies:

COUNTRY	MONETARY UNIT	(RATE U.S. CENTS)				
		JULY 23	JULY 24	JULY 25	JULY 26	JULY 27
AUSTRALIA	DOLLAR	113.2000	113.6000	113.5200	113.5100	113.4600
AUSTRIA	SCHILLING	7.52445	7.51880	7.50187	7.47663	7.48223
BELGIUM	FRANC	3.45066	3.46140	3.44947	3.43761	3.43171
CANADA	DOLLAR	85.9993	85.8222	85.7633	85.5359	85.4847
DENMARK	KRONE	19.2308	19.2104	19.1791	19.1131	19.1387
FINLAND	MARKKA	26.1540	26.2674	26.2157	26.2639	26.2020
FRANCE	FRANC	23.6826	23.7501	23.6574	23.6211	23.6016
GERMANY	D. MARK	55.2090	55.2608	55.3955	54.9541	54.9541
INDIA	RUPEE	12.8200	12.9000	12.9000	12.9000	12.6000
IRELAND	POUND	209.0000	209.0000	208.8000	207.4000	206.5000
ITALY	LIRA	0.12262	0.12305	0.12262	0.12252	0.12247
JAPAN	YEN	0.46350	0.46642	0.46458	0.46505	0.46425
MALAYSIA	DOLLAR	46.7290	46.8055	46.6201	46.6636	46.6309
MEXICO	PESO	4.3783	4.3764	4.3783	4.3783	4.3783
NETHERLANDS	GUILDER	50.2184	50.2765	50.1128	50.0000	49.9875
NEW ZEALAND	DOLLAR	102.5500	103.0000	102.8800	103.0000	102.8500
NORWAY	KRONE	19.9164	19.9521	19.9442	19.9481	19.9382
PORTUGAL	ESCUDO	2.0661	2.0683	2.0619	2.0619	2.0597
SOUTH AFRICA	RAND	118.5500	119.0000	119.1000	119.1000	119.3500
SPAIN	PESETA	1.5117	1.5038	1.5060	1.5083	1.5090
SRI LANKA	RUPEE	6.4100	6.4100	6.4100	6.4100	6.2000
SWEDEN	KRONA	23.8152	23.8834	23.8493	23.8663	23.8920
SWITZERLAND	FRANC	61.2595	61.2183	60.9756	60.7977	60.8458
UNITED KINGDOM	POUND	230.1500	232.5500	232.0500	232.9000	231.3000