

S-440

DATA FILE  
LIBRARY  
FEDERAL RESERVE BANK  
OF CHICAGO  
(516/517)

LIBRARY  
JUL 30 1979  
FEDERAL RESERVE  
BANK OF CHICAGO

# Selected Interest & Exchange Rates

## Weekly Series of Charts

July 9, 1979

Prepared by the  
FINANCIAL MARKETS  
SECTION

DIVISION OF  
INTERNATIONAL FINANCE

BOARD OF GOVERNORS  
FEDERAL RESERVE SYSTEM  
Washington, D.C. 20551

---

# Table of Contents

## **TABLES**

1. LATEST FIGURES PLOTTED
2. DAILY CERTIFIED SPOT EXCHANGE RATES--  
H.10 RELEASE

## **CHARTS**

1. SPOT EXCHANGE RATE INDICES
2. 3-MONTH FORWARD EXCHANGE RATES
3. GOLD PRICE--LONDON
4. CALL MONEY RATES
5. 3-MONTH INTEREST RATES
6. EURO-DOLLAR DEPOSIT RATES
7. SELECTED EURO-DOLLAR AND  
U.S. MONEY MARKET RATES
8. INTEREST ARBITRAGE: 3-MONTH FUNDS
9. LONG-TERM GOVERNMENT BOND YIELDS
10. INDUSTRIAL STOCK INDICES

## **SUBSCRIPTION RATES:**

Weekly \$15.00 per year or \$.40 each in the United States, its possessions, Canada, and Mexico; 10 or more of the same issue to one address, \$13.50 per year or \$.35 each. Elsewhere, \$20.00 per year or \$.50 each. Address requests to Publications Services, Division of Administrative Services, and make payment remittance payable to the order of the Board of Governors of the Federal Reserve System in a form collectible at par in U.S. Currency.

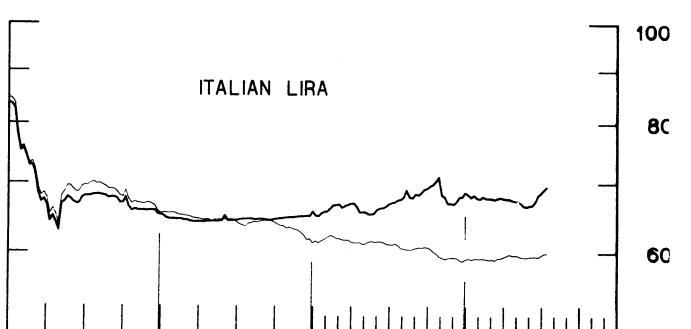
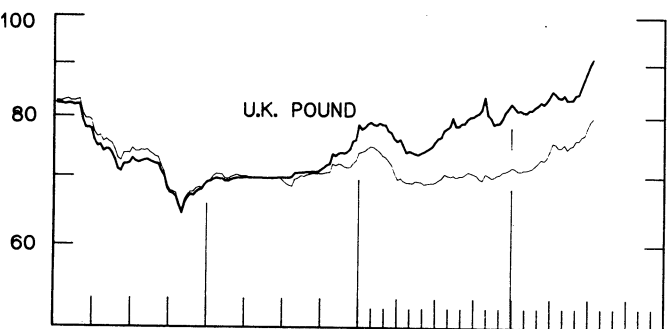
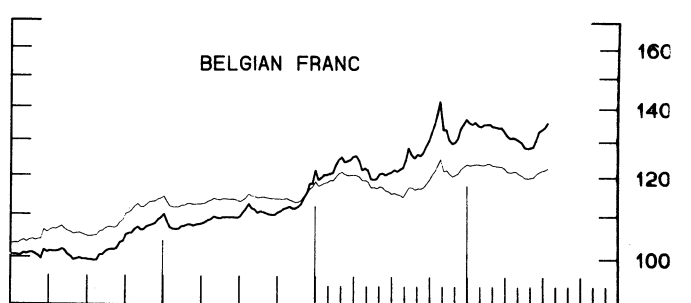
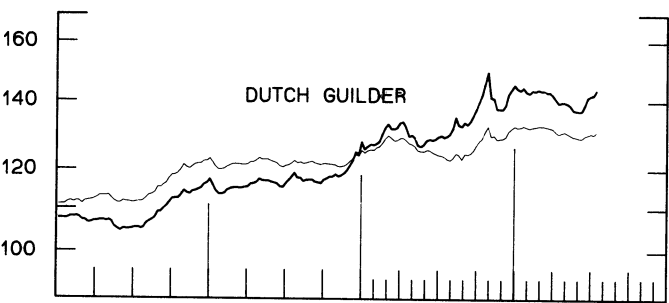
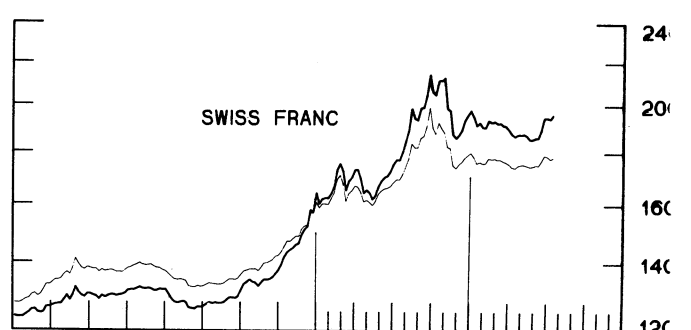
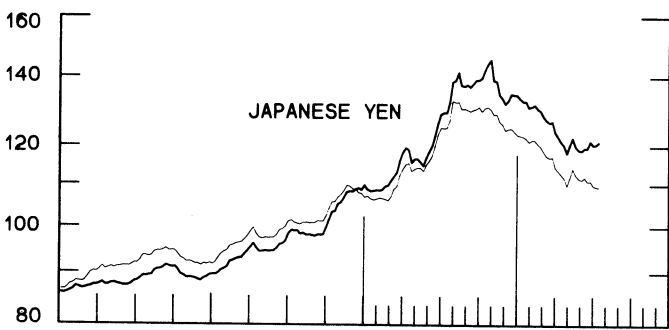
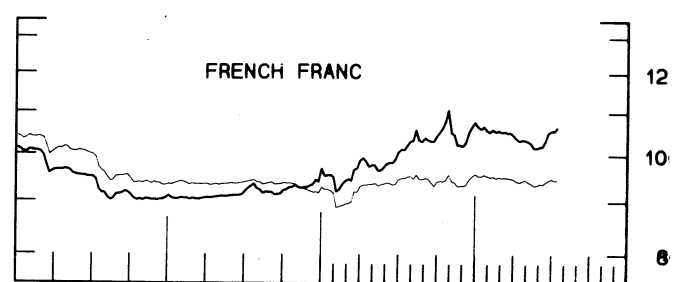
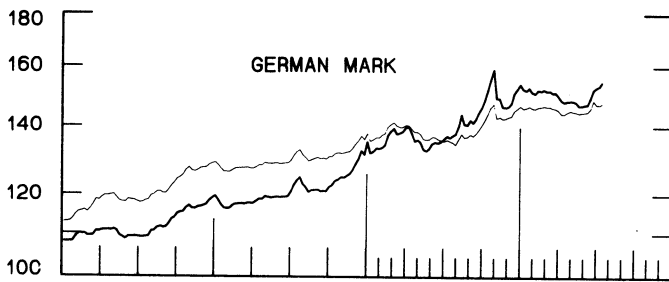
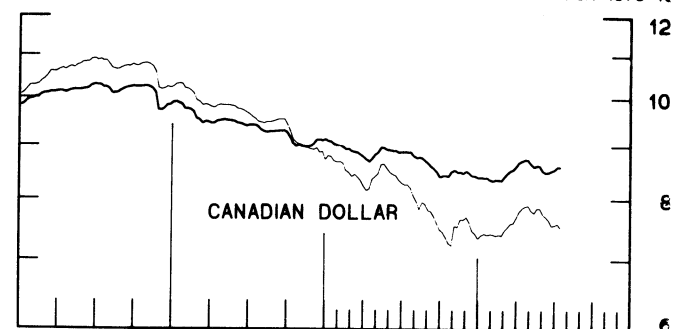
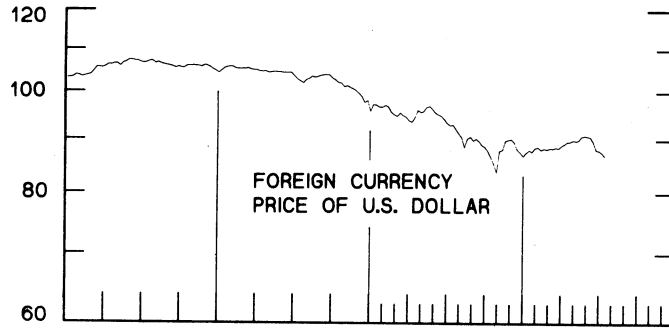
CHART 1

# SPOT EXCHANGE INDICES

DOLLAR PRICES OF FOREIGN CURRENCIES AND WEIGHTED AVERAGE VALUES (THIN LINE)  
AVERAGES FOR WEEK ENDING WEDNESDAY

RATIO SCALE  
MARCH 1973=100

RATIO SCALE  
MARCH 1973=100



1977

1979

1977

1979

CHART 2  
**3-MONTH FORWARD EXCHANGE RATES**

PREMIUM (+) OR (-)  
 AVERAGES FOR WEEK ENDING WEDNESDAY

PER CENT PER ANNUM

PER CENT PER ANNUM

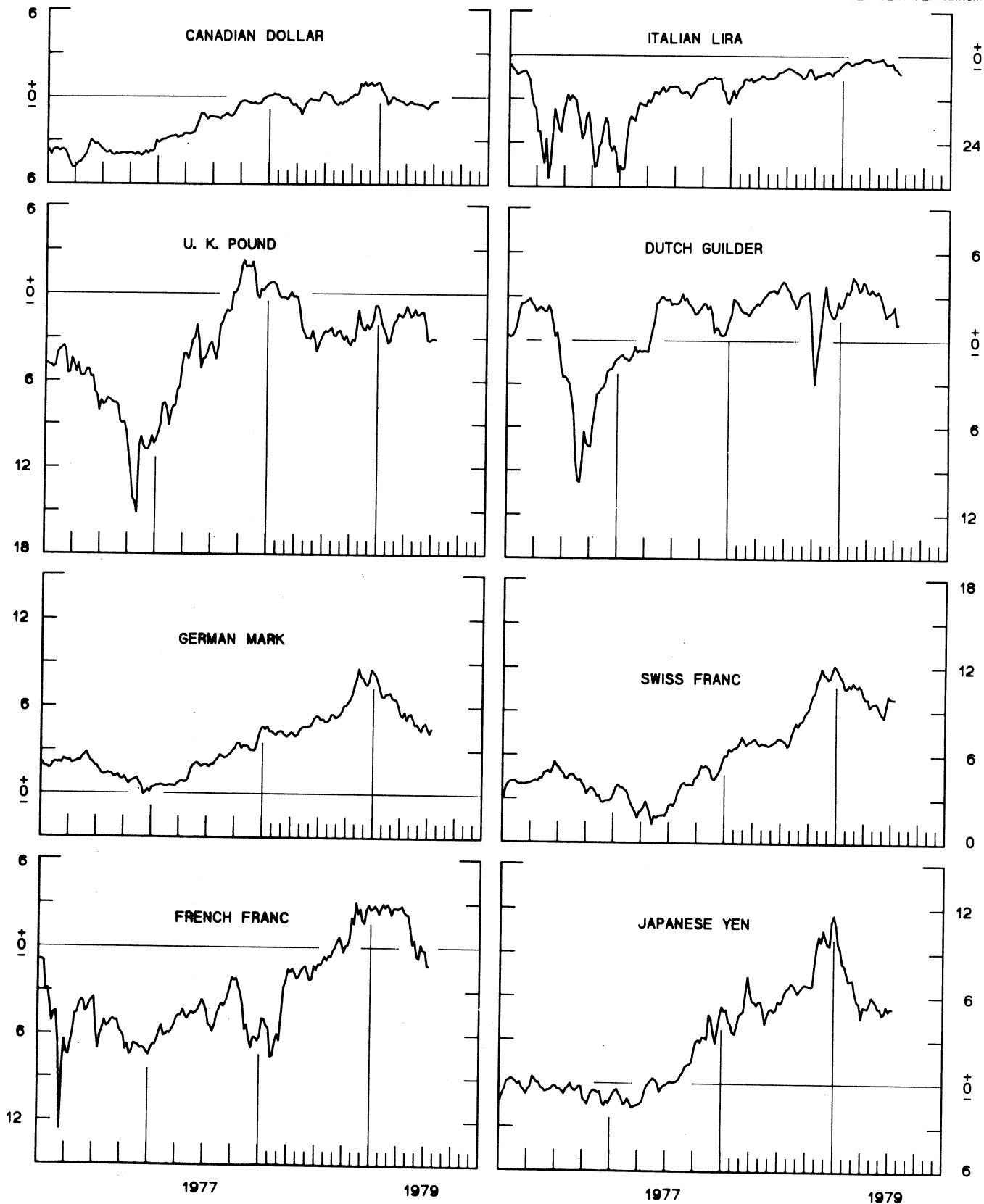


CHART 3  
PRICE OF GOLD IN LONDON  
AVERAGES FOR WEEK ENDING WEDNESDAY

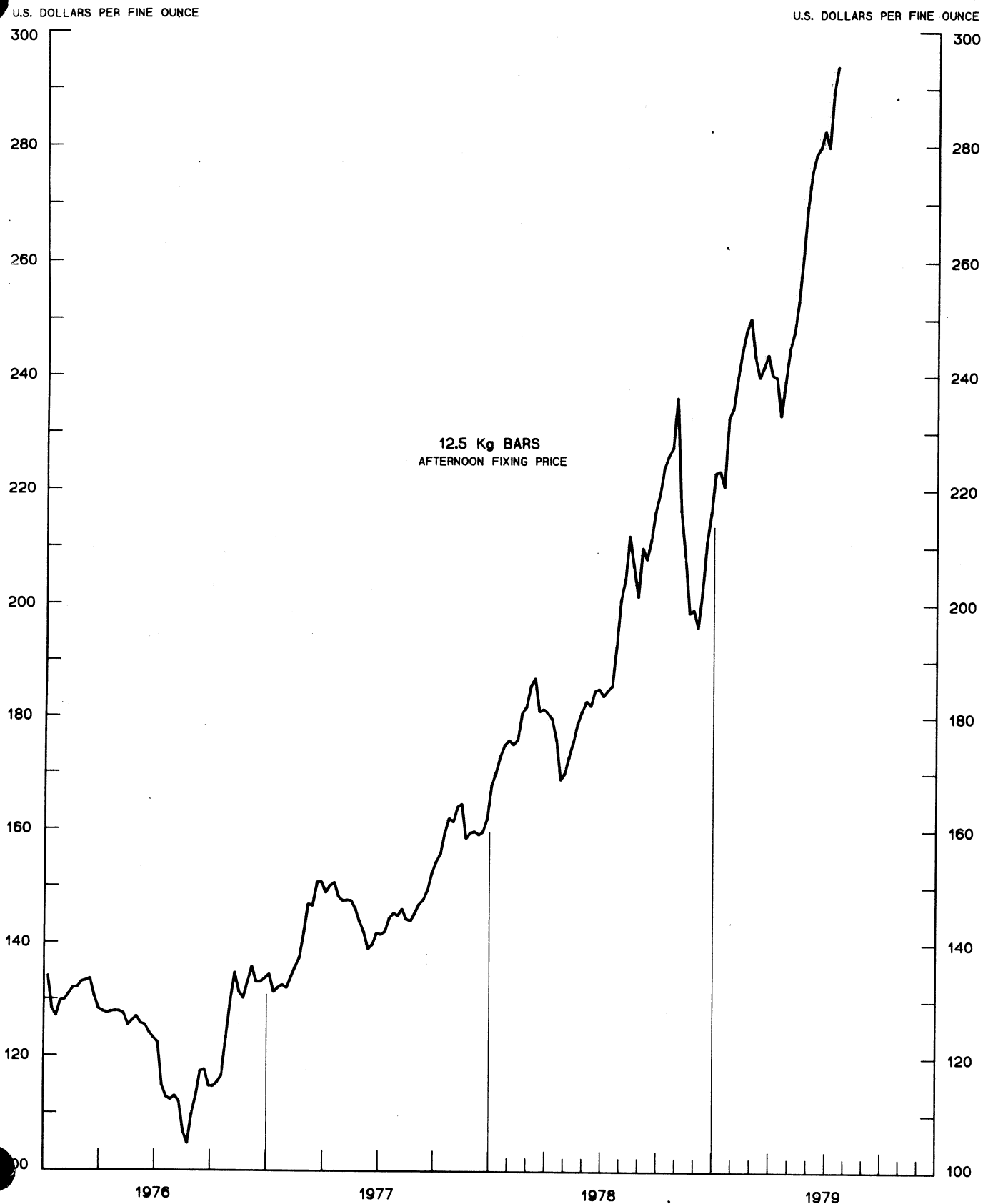
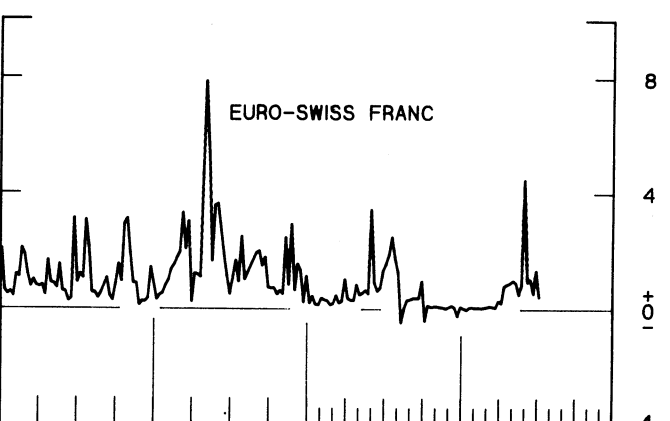
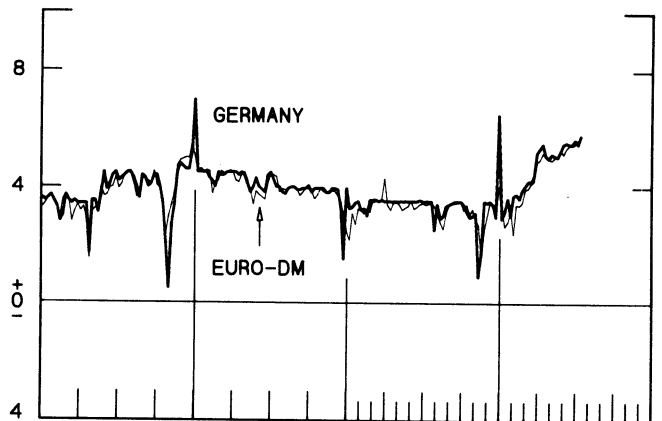
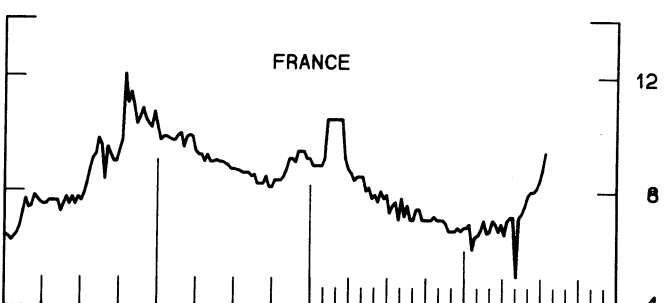
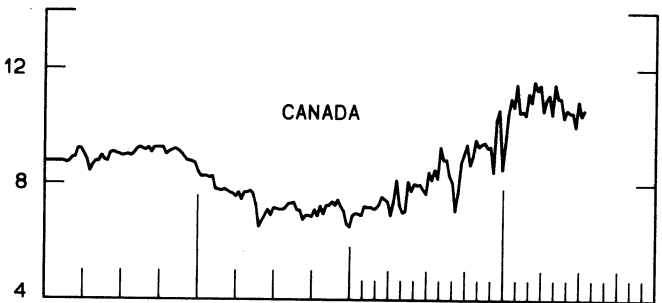
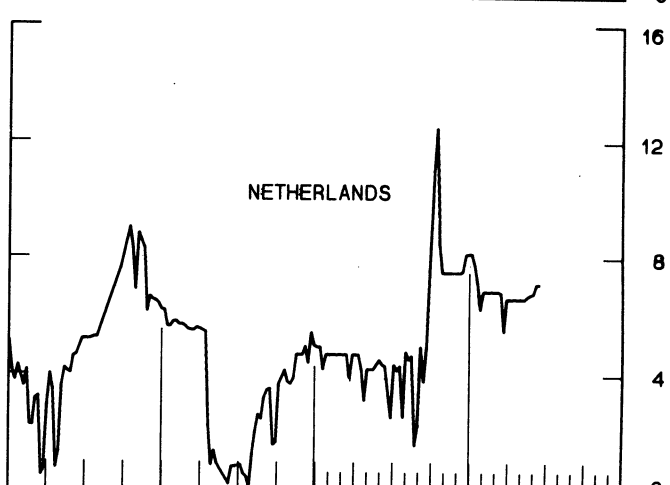
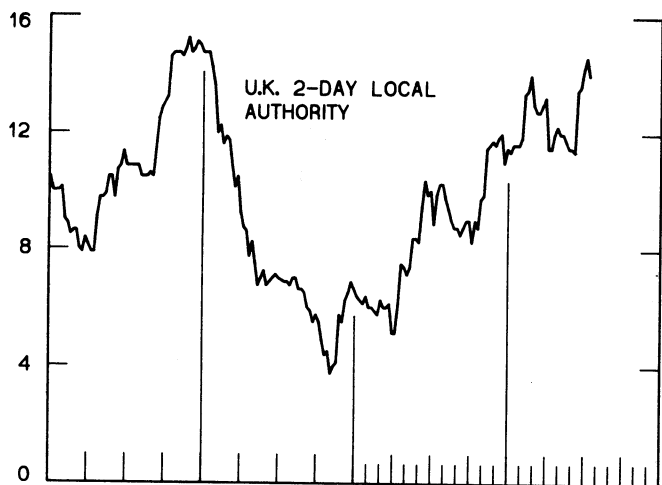
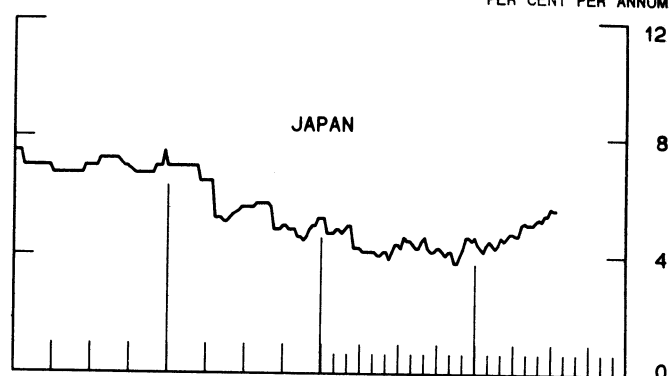
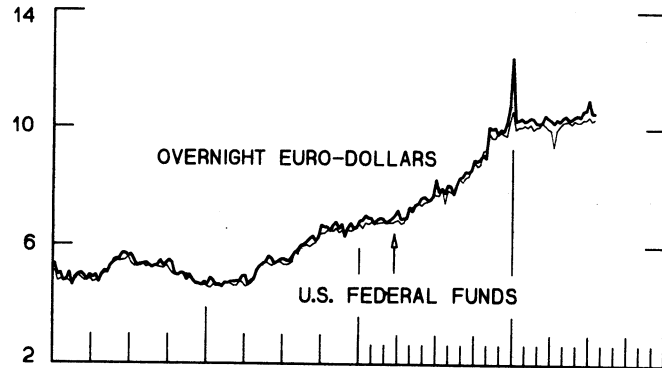


CHART 4  
**CALL MONEY RATES**  
 WEEKLY SERIES

PER CENT PER ANNUM

PER CENT PER ANNUM



1977

1979

1977

1979

CHART 5  
**3-MONTH INTEREST RATES**  
 WEEKLY SERIES

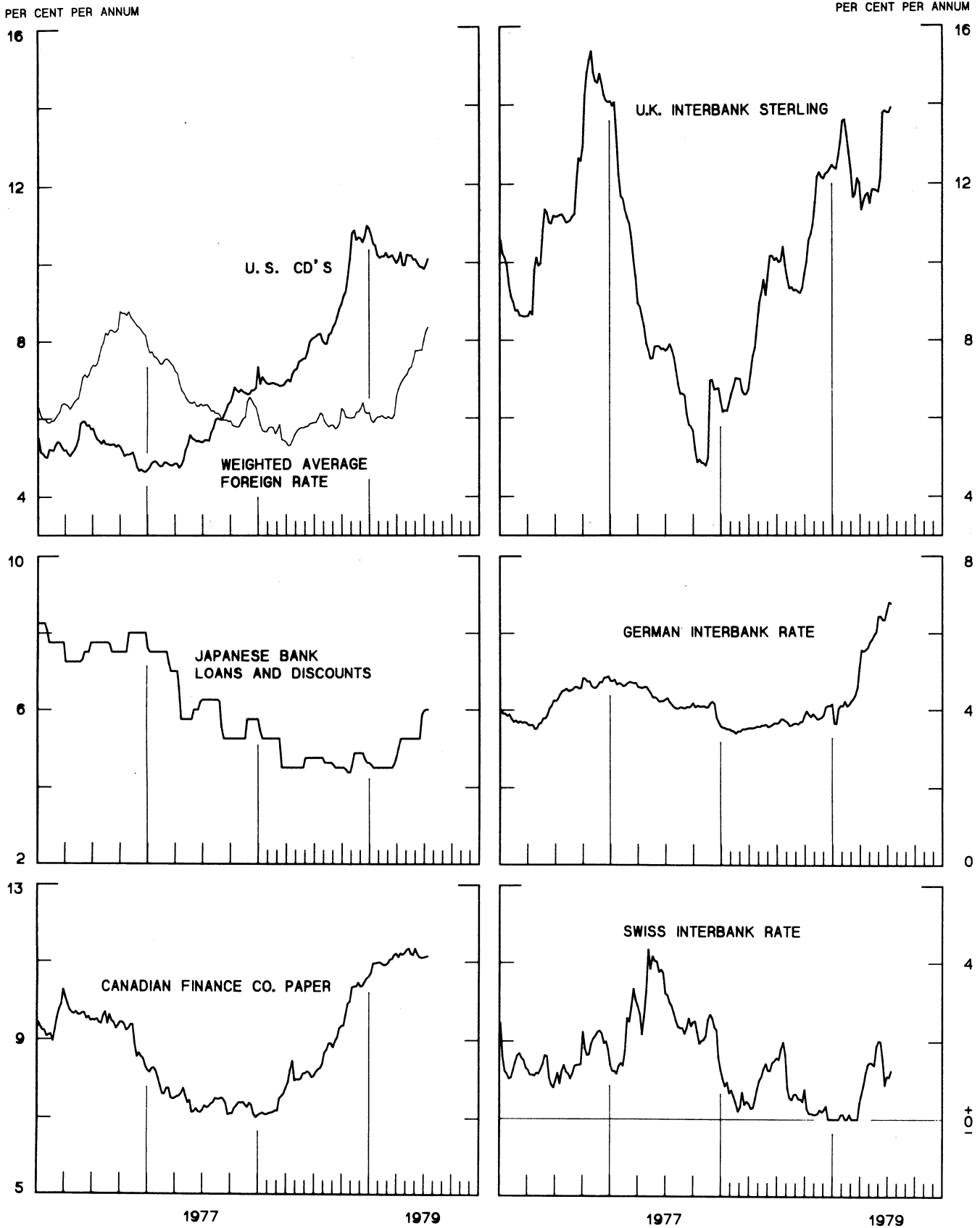
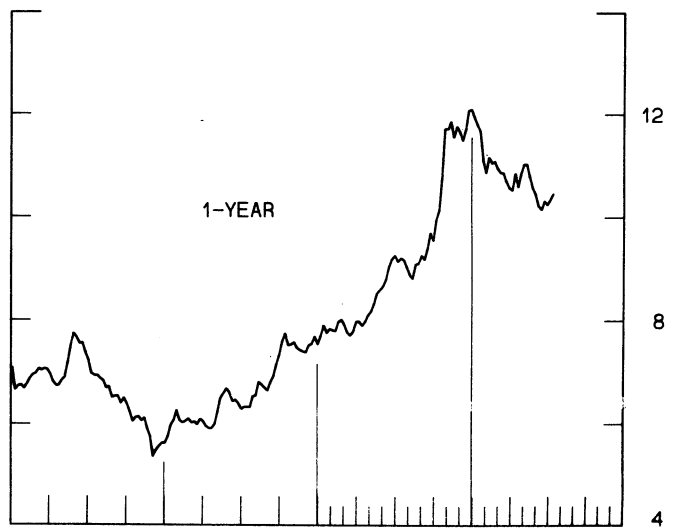
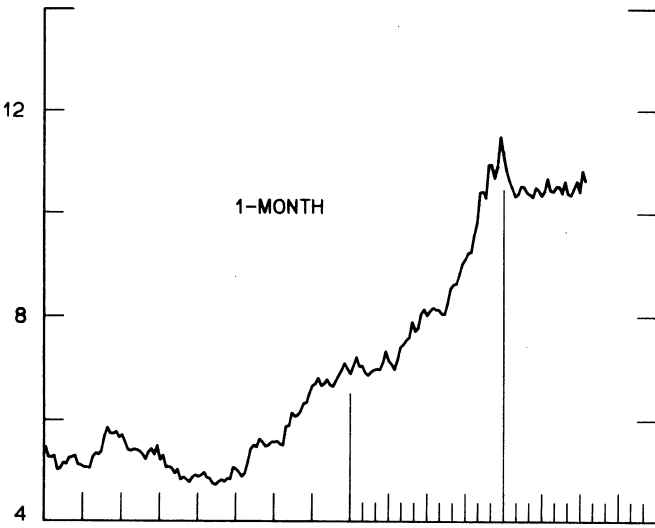
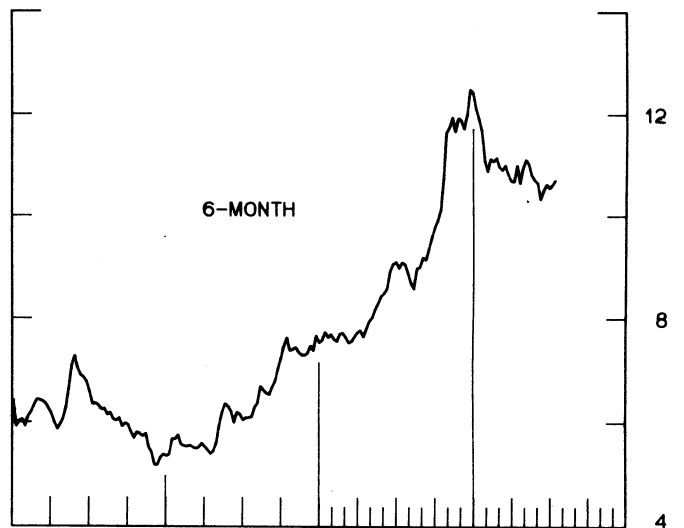
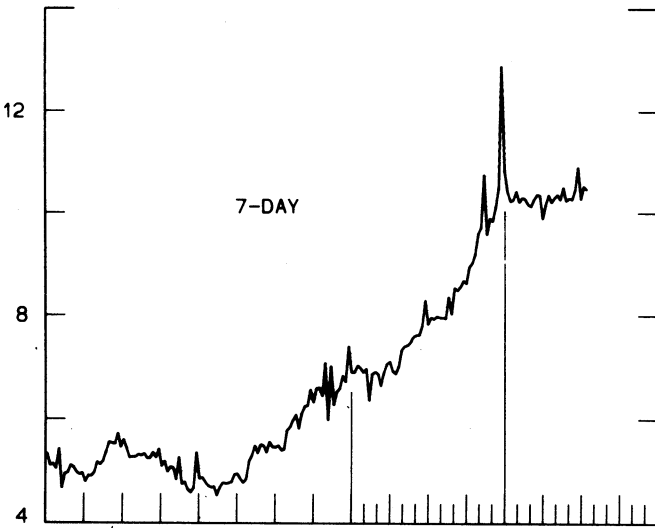
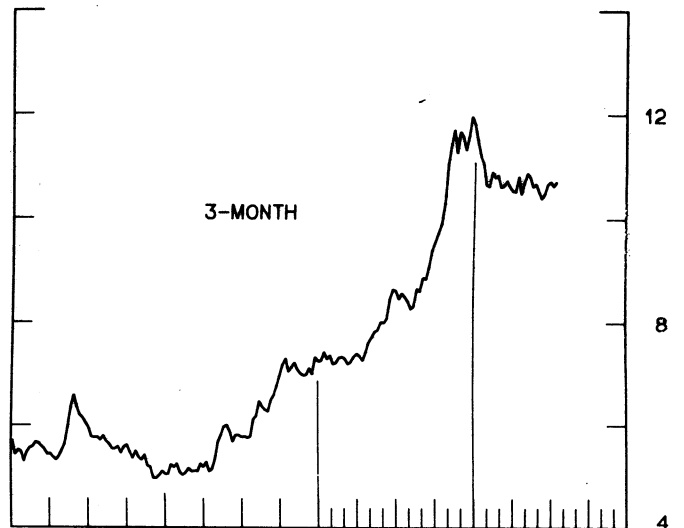
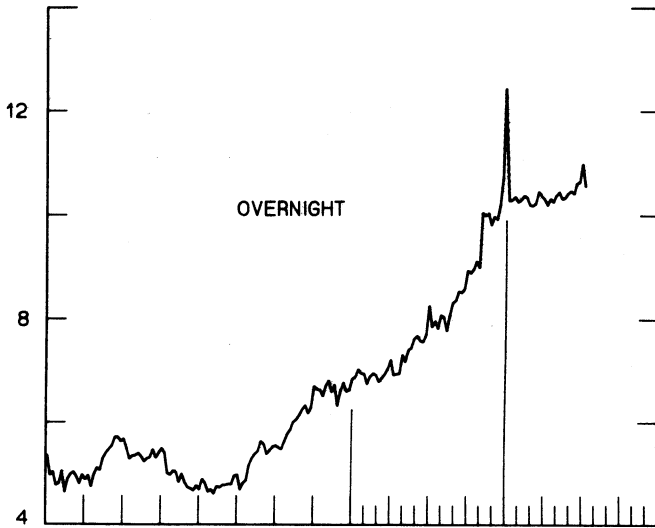


CHART 6  
EURO-DOLLAR DEPOSIT RATES LONDON  
AVERAGES FOR WEEK ENDING WEDNESDAY

PER CENT PER ANNUM

PER CENT PER ANNUM



1977

1979

1977

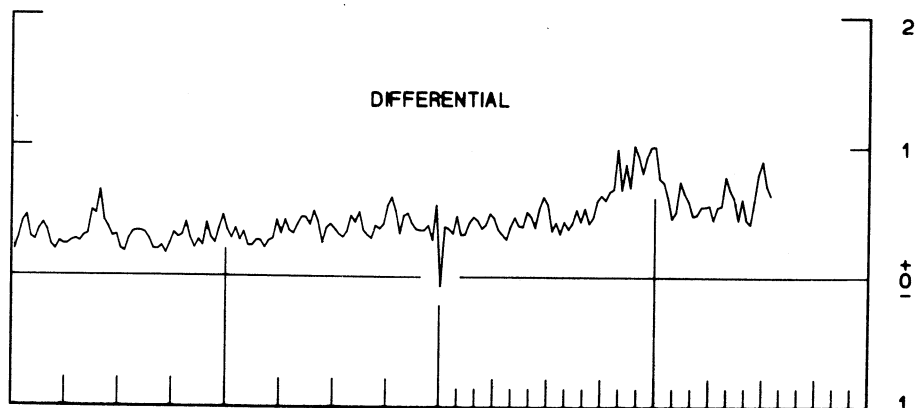
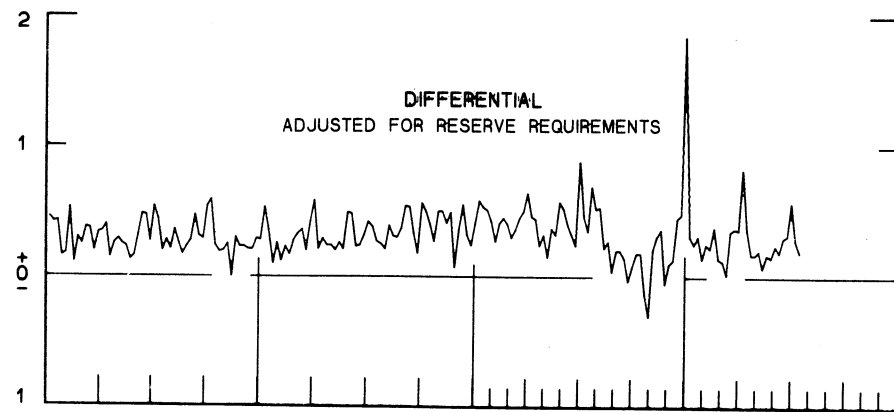
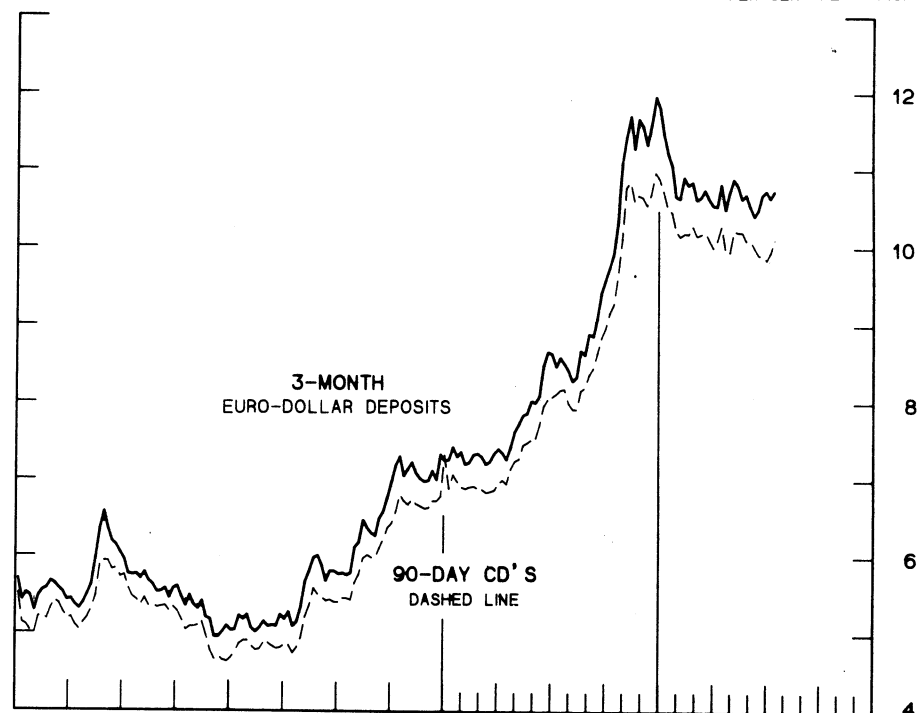
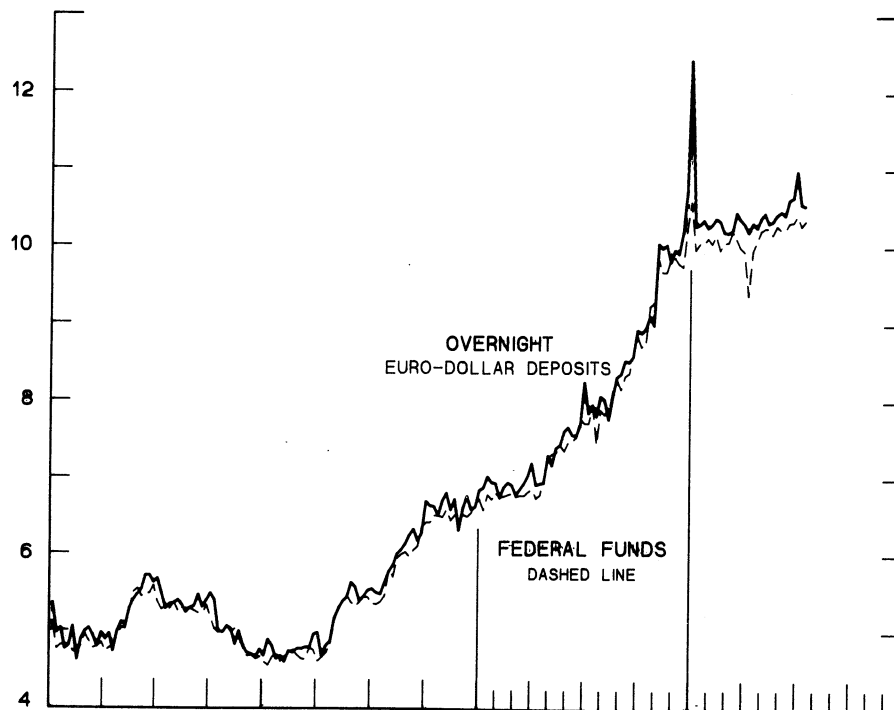
1979



CHART 7  
**SELECTED EURO-DOLLAR AND U. S. MONEY MARKET RATES**  
 AVERAGES FOR WEEK ENDING WEDNESDAY

PER CENT PER ANNUM

PER CENT PER ANNUM



1977

1979

1977

1979

FAVORS BORROWING IN U. S. IF POSITIVE

CHART 8  
**INTEREST ARBITRAGE: 3-MONTH FUNDS**

DIFFERENTIAL: PLUS(+), INDICATES FAVOR DOLLAR ASSETS  
 AVERAGES FOR WEEK ENDING WEDNESDAY

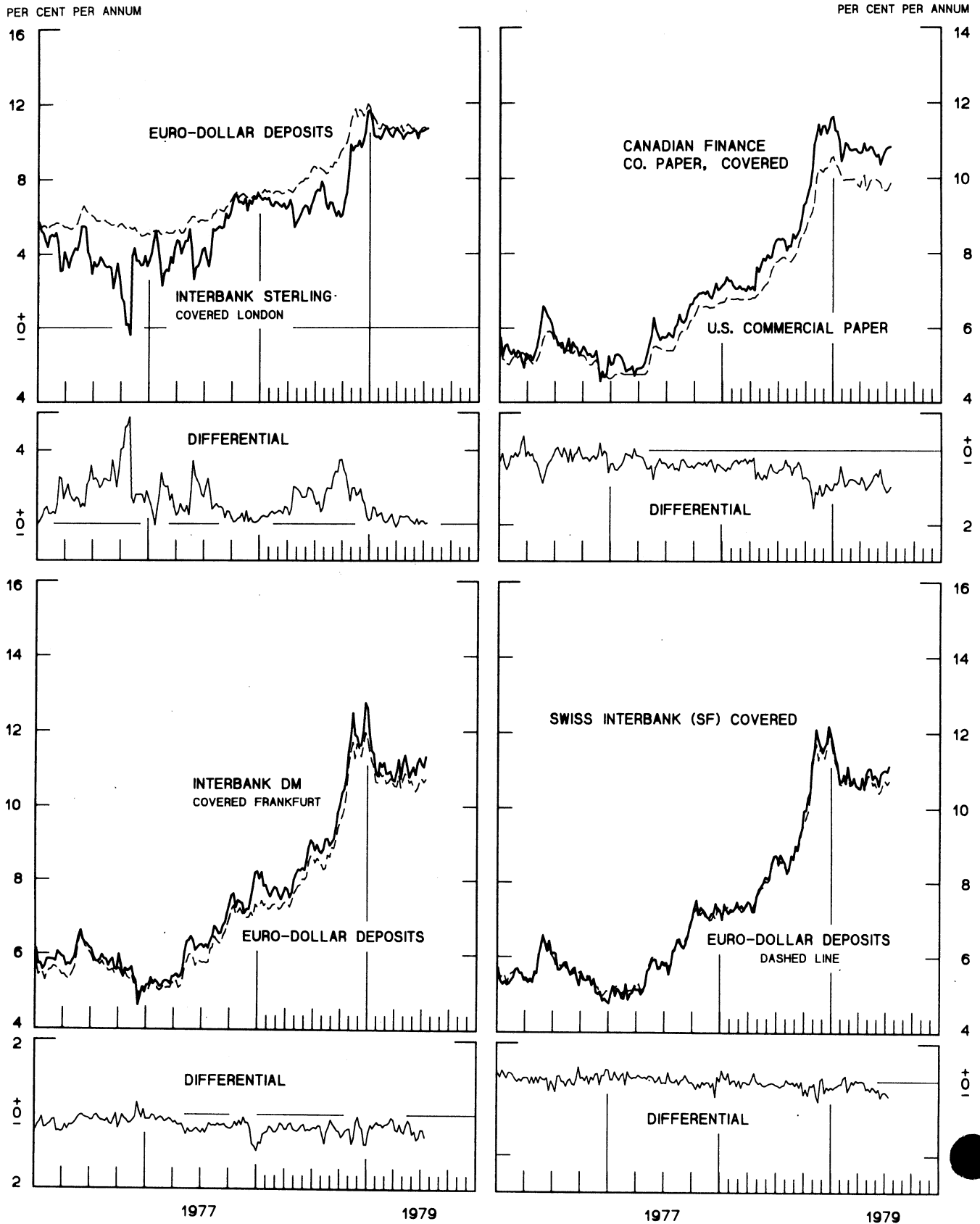


CHART 9  
**LONG-TERM GOVERNMENT BOND YIELDS**  
 WEEKLY SERIES

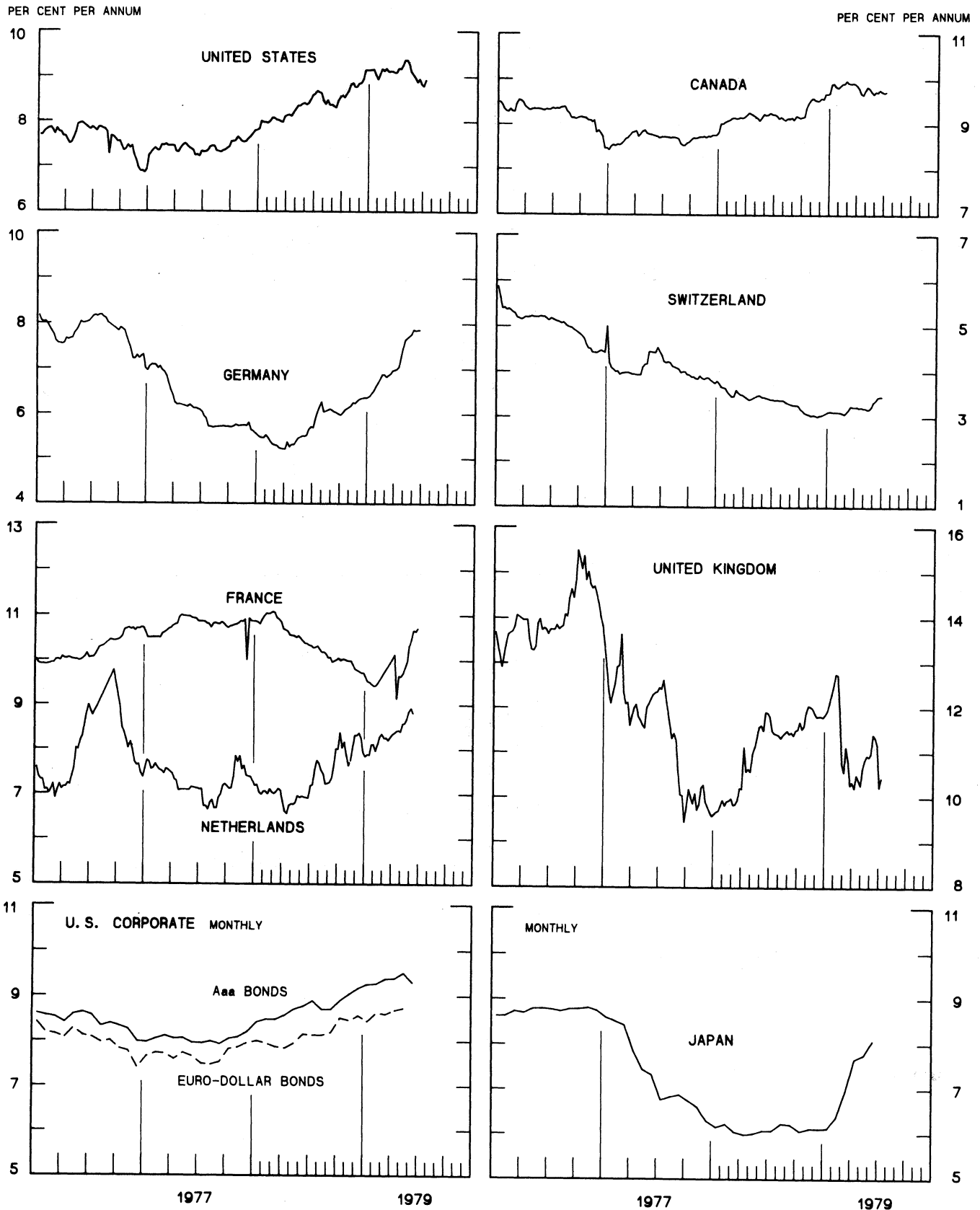
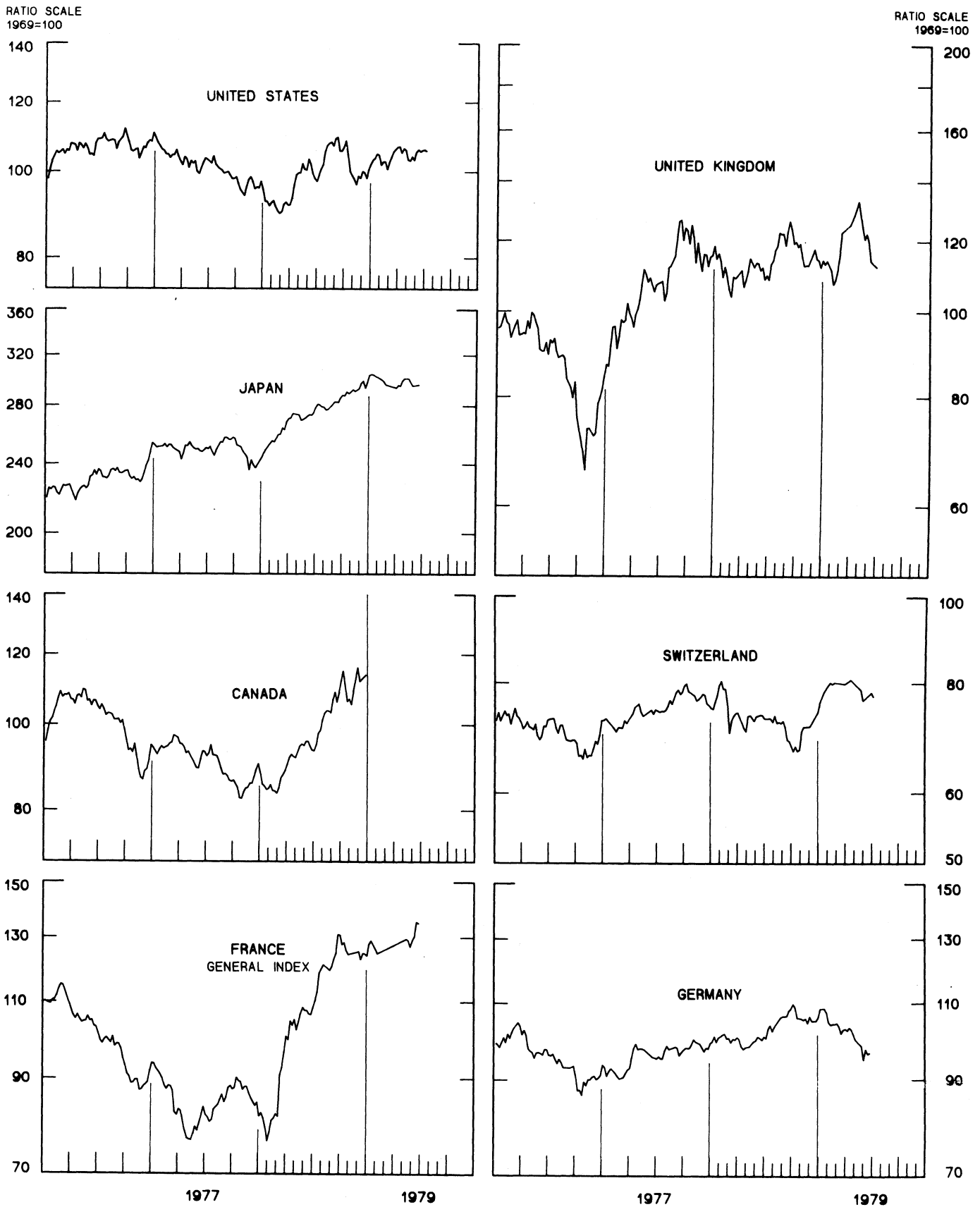


CHART 10  
**INDUSTRIAL STOCK INDICES**  
 WEEKLY SERIES



SERIES NAME

LAST VALUE PLOTTED  
DATE VALUE

CHART 1. SPOT EXCHANGE RATES AND INDICES

WEEKLY AVERAGES, NOON BUYING RATES (U.S. CENTS)

GERMAN MARK	JULY	4	54.32
JAPANESE YEN	JULY	4	0.45922
DUTCH GUILDER	JULY	4	49.35
U.K. POUND	JULY	4	218.49
CANADIAN DOLLAR	JULY	4	85.68
FRENCH FRANC	JULY	4	23.41
SWISS FRANC	JULY	4	60.39
BELGIAN FRANC	JULY	4	3.38267
ITALIAN LIRA	JULY	4	0.12042

INDICES, MARCH 1973 BASE RATES = 100

GERMAN MARK	JULY	4	152.81
JAPANESE YEN	JULY	4	120.24
DUTCH GUILDER	JULY	4	141.68
U.K. POUND	JULY	4	88.37
CANADIAN DOLLAR	JULY	4	85.39
FRENCH FRANC	JULY	4	105.47
SWISS FRANC	JULY	4	194.27
BELGIAN FRANC	JULY	4	133.29
ITALIAN LIRA	JULY	4	68.41

WEIGHTED AVERAGE EXCHANGE VALUE INDICES, MAR 1973 = 100  
(G-10 COUNTRIES PLUS SWITZERLAND)

U.S. DOLLAR	JULY	4	87.89
GERMAN MARK	JULY	4	147.06
JAPANESE YEN	JULY	4	109.70
DUTCH GUILDER	JULY	4	130.21
U.K. POUND	JULY	4	77.99
CANADIAN DOLLAR	JULY	4	75.61
FRENCH FRANC	JULY	4	94.75
SWISS FRANC	JULY	4	178.36
BELGIAN FRANC	JULY	4	121.60
ITALIAN LIRA	JULY	4	59.56
SWEDISH KRONA	JULY	4	93.51

CHART 2. 3-MONTH FORWARD EXCHANGE RATES, PREMIUM OR DISCOUNT

CANADIAN DOLLAR	JULY	4	-0.32
U.K. POUND	JULY	4	-3.11
GERMAN MARK	JULY	4	4.48
FRENCH FRANC	JULY	4	-0.21
SWISS FRANC	JULY	4	9.88
DUTCH GUILDER	JULY	4	2.36
JAPANESE YEN	JULY	4	5.03
ITALIAN LIRA	JULY	4	-3.45

SERIES NAME	LAST VALUE PLOTTED DATE	VALUE
<b>CHART 3. GOLD PRICE IN LONDON, AFTERNOON FIXING</b>		
U.S. DOLLARS PER FINE OUNCE	JULY 4	279.72
<b>CHART 4. CALL MONEY RATES</b>		
U.S. FEDERAL FUNDS	JULY 4	10.42
OVERNIGHT EURO-DOLLAR DEPOSITS	JULY 4	10.99
U.K. 2-DAY LOCAL AUTHORITY DEPOSITS	JULY 6	14.63
CANADA	JUNE 29	10.90
GERMANY	JULY 6	5.50
EURO-DM	JULY 6	5.65
JAPAN	JULY 6	5.56
FRANCE	JULY 6	8.75
NETHERLANDS	JUNE 15	7.10
EURO-SWISS FRANC	JULY 6	0.41
<b>CHART 5. 3-MONTH INTEREST RATES</b>		
U.S. 90-DAY CD'S, SECONDARY MARKET	JULY 4	9.84
GERMAN INTERBANK LOAN	JULY 4	6.57
JAPANESE BANK LOANS & DISCOUNTS	JULY 4	5.97
CANADIAN FINANCE PAPER	JULY 4	11.11
INTERBANK STERLING	JULY 4	13.78
SWISS INTERBANK LOAN	JULY 4	1.10
WEIGHTED AVERAGE FOREIGN INTEREST RATE (G-10 COUNTRIES PLUS SWITZERLAND)	JULY 4	8.02
<b>CHART 6. EURO-DOLLAR DEPOSIT RATES: LONDON</b>		
OVERNIGHT	JULY 4	10.99
7-DAY	JULY 4	10.28
1-MONTH	JULY 4	10.40
3-MONTH	JULY 4	10.73
6-MONTH	JULY 4	10.55
1-YEAR	JULY 4	10.24
<b>CHART 7. SELECTED EURO-DOLLAR AND U.S. MONEY MARKET RATES</b>		
OVERNIGHT EURO-DOLLAR DEPOSITS	JULY 4	10.99
U.S. FEDERAL FUNDS	JULY 4	10.42
DIFFERENTIAL ADJ. FOR RESERVE REQUIREMENTS	JULY 4	0.57
3-MONTH EURO-DOLLAR DEPOSIT RATE	JULY 4	10.73
U.S. 90-DAY CD'S, SECONDARY MARKET	JULY 4	9.84
DIFFERENTIAL	JULY 4	0.89

LAST VALUE PLOTTED  
DATE VALUE

SERIES NAME

CHART 8. INTEREST ARBITRAGE, 3-MONTH FUNDS

EURO-DOLLAR DEPOSIT	JULY 4	10.73
INTERBANK STERLING (LONDON), COVERED	JULY 4	10.55
DIFFERENTIAL	JULY 4	0.17
U.S. COMMERCIAL PAPER	JULY 4	9.66
CANADIAN FINANCE PAPER, COVERED	JULY 4	10.78
DIFFERENTIAL	JULY 4	-1.12
EURO-DOLLAR DEPOSIT	JULY 4	10.73
INTERBANK DM (FRANKFURT), COVERED	JULY 4	11.12
DIFFERENTIAL	JULY 4	-0.40
EURO-DOLLAR DEPOSIT	JULY 4	10.73
SWISS INTERBANK, COVERED	JULY 4	11.01
DIFFERENTIAL	JULY 4	-0.29

CHART 9. LONG TERM GOVERNMENT BOND YIELDS

UNITED STATES	JULY 6	8.79
GERMANY	JUNE 29	7.85
JAPAN (MONTHLY)	JUNE	8.07
SWITZERLAND	JUNE 29	3.45
CANADA	JUNE 29	9.73
FRANCE	JUNE 22	10.64
NETHERLANDS	JUNE 15	8.81
UNITED KINGDOM	JULY 6	10.22

U.S. CORPORATE

AAA BONDS	JUNE	9.29
EURO-DM BONDS	DEC.	6.63
EURO-DOLLAR BONDS	MAY	8.72

CHART 10. INDUSTRIAL STOCK INDICES

UNITED STATES	JULY 6	106.03
JAPAN	JUNE 22	295.80
CANADA	DEC. 29	113.81
FRANCE	JUNE 15	130.20
UNITED KINGDOM	JULY 6	112.20
SWITZERLAND	JUNE 8	76.44
GERMANY	JUNE 29	96.45



# FEDERAL RESERVE statistical release

H.10(512)

## FOREIGN EXCHANGE RATES

JULY 17, 1979

FOR THE WEEK ENDING JULY 6, 1979

The Board of Governors of the Federal Reserve System is advised that the Federal Reserve Bank of New York has certified for customs purposes the following noon buying rate in New York City for cable transfers payable in foreign currencies:

COUNTRY	MONETARY UNIT	(RATE U.S. CENTS)				
		JULY 2	JULY 3	JULY 4	JULY 5	JULY 6
AUSTRALIA	DOLLAR	112.0000	111.9600		112.3800	112.3300
AUSTRIA	SCHILLING	7.39371	7.37055		7.45712	7.41015
BELGIUM	FRANC	3.38639	3.38410		3.40716	3.39789
CANADA	DOLLAR	85.5505	85.7927	H	85.8812	86.2367
DENMARK	KRONE	18.8697	18.8306		18.9645	18.9520
FINLAND	MARKKA	25.7765	25.7500		25.9943	25.9202
FRANCE	FRANC	23.4000	23.3863	D	23.4329	23.4082
GERMANY	D. MARK	54.3036	54.3331		54.5852	54.4514
INDIA	RUPEE	12.4900	12.7000		12.5500	12.5700
IRELAND	POUND	205.5000	204.6500	L	205.7000	205.8000
ITALY	LIRA	0.12063	0.12070		0.12154	0.12136
JAPAN	YEN	0.45809	0.45788		0.46083	0.45977
MALAYSIA	DOLLAR	46.0299	45.9770	I	46.3177	46.2001
MEXICO	PESO	4.3773	4.3773		4.3764	4.3735
NETHERLANDS	GUILDER	49.3632	49.2975		49.6106	49.4071
NEW ZEALAND	DOLLAR	101.1500	101.1000	D	101.5500	101.4500
NORWAY	KRONE	19.7083	19.7005		19.7824	19.7453
PORTUGAL	ESCUDO	2.0437	2.0408		2.0492	2.0471
SOUTH AFRICA	RAND	117.9500	117.8500	A	118.0000	118.0000
SPAIN	PESETA	1.5131	1.5113		1.5133	1.5117
SRI LANKA	RUPEE	6.4000	6.4000		6.4000	6.4100
SWEDEN	KRONA	23.4521	23.4632	Y	23.5627	23.5627
SWITZERLAND	FRANC	60.3865	60.3318		60.5144	60.1142
UNITED KINGDOM	POUND	218.8500	220.1500		222.9000	221.9000