

S-440

(516/517)

DATA FILE
LIBRARY
FEDERAL RESERVE BANK
OF CHICAGO

LIBRARY
JUL 9 1979
FEDERAL RESERVE
BANK OF CHICAGO

Selected Interest & Exchange Rates

Weekly Series of Charts

July 2, 1979

Prepared by the
FINANCIAL MARKETS
SECTION

DIVISION OF
INTERNATIONAL FINANCE

BOARD OF GOVERNORS
FEDERAL RESERVE SYSTEM
Washington, D.C. 20551

Table of Contents

TABLES

1. LATEST FIGURES PLOTTED
2. DAILY CERTIFIED SPOT EXCHANGE RATES--
H.10 RELEASE

CHARTS

1. SPOT EXCHANGE RATE INDICES
2. 3-MONTH FORWARD EXCHANGE RATES
3. GOLD PRICE--LONDON
4. CALL MONEY RATES
5. 3-MONTH INTEREST RATES
6. EURO-DOLLAR DEPOSIT RATES
7. SELECTED EURO-DOLLAR AND
U.S. MONEY MARKET RATES
8. INTEREST ARBITRAGE: 3-MONTH FUNDS
9. LONG-TERM GOVERNMENT BOND YIELDS
10. INDUSTRIAL STOCK INDICES

SUBSCRIPTION RATES:

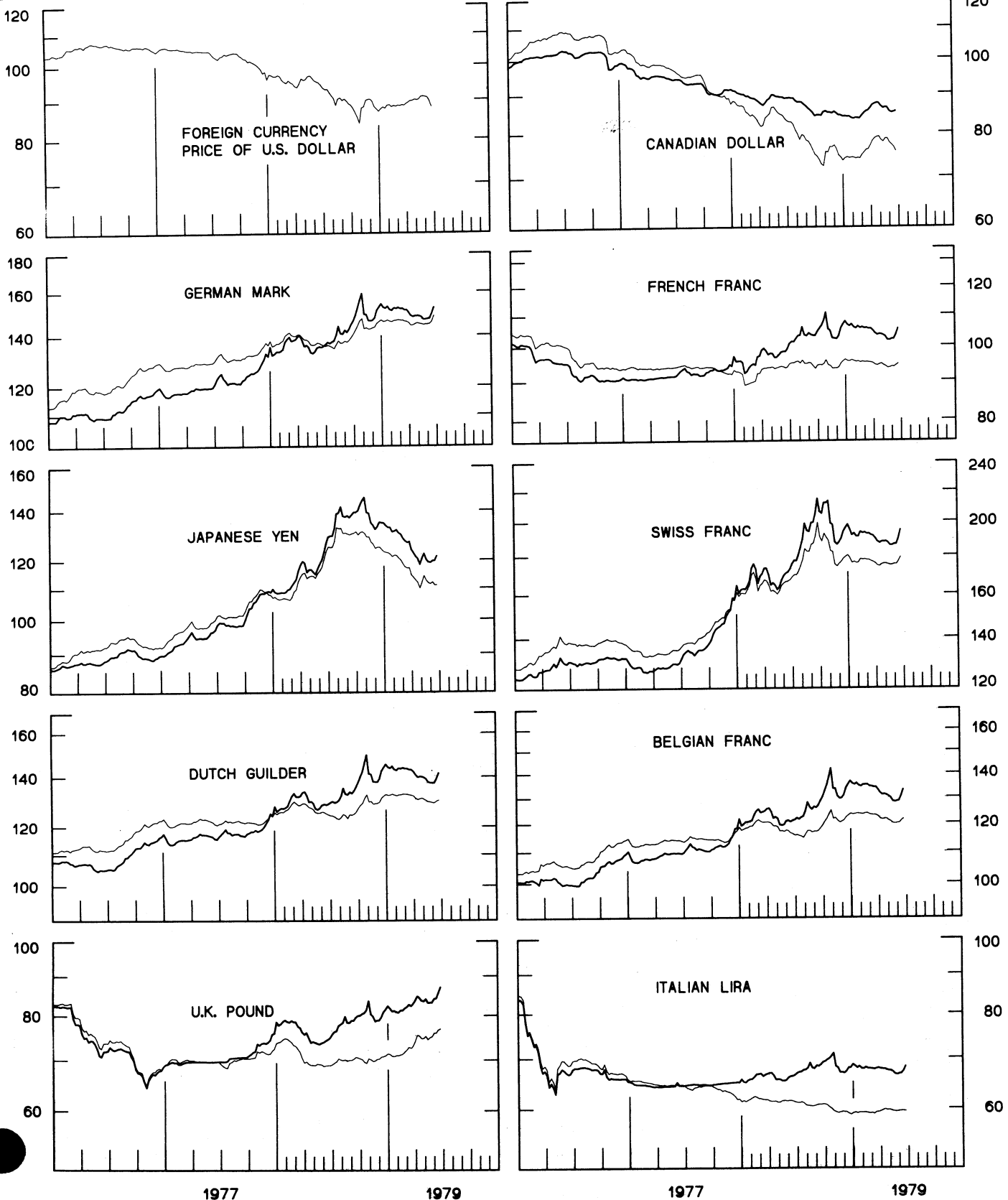
Weekly \$15.00 per year or \$.40 each in the United States, its possessions, Canada, and Mexico; 10 or more of the same issue to one address, \$13.50 per year or \$.35 each. Elsewhere, \$20.00 per year or \$.50 each. Address requests to Publications Services, Division of Administrative Services, and make payment remittance payable to the order of the Board of Governors of the Federal Reserve System in a form collectible at par in U.S. Currency.

SPOT EXCHANGE INDICES

DOLLAR PRICES OF FOREIGN CURRENCIES AND WEIGHTED AVERAGE VALUES (THIN LINE)
AVERAGES FOR WEEK ENDING WEDNESDAY

RATIO SCALE
MARCH 1973=100

RATIO SCALE
MARCH 1973=100

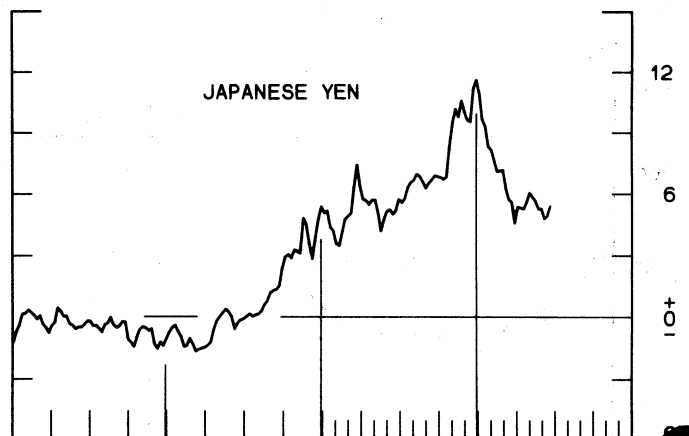
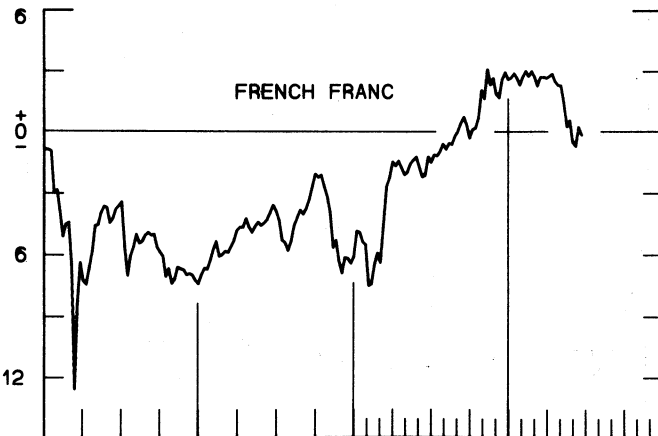
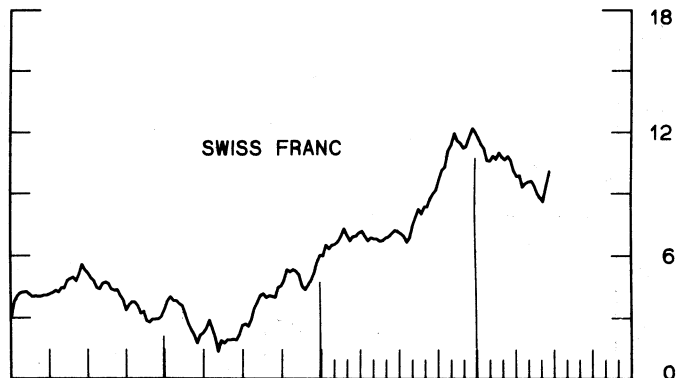
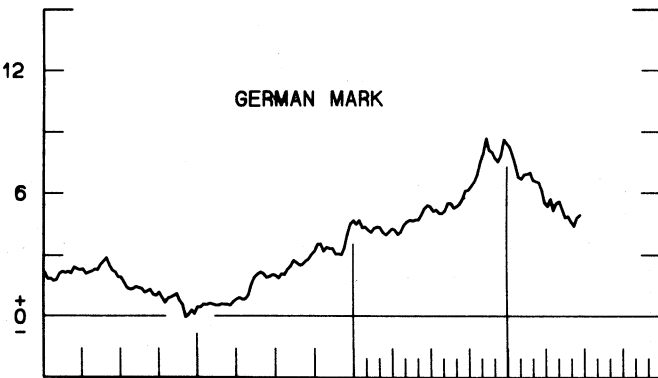
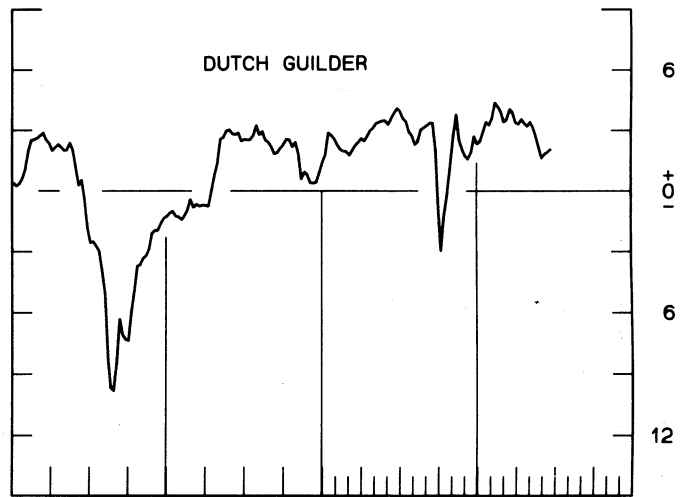
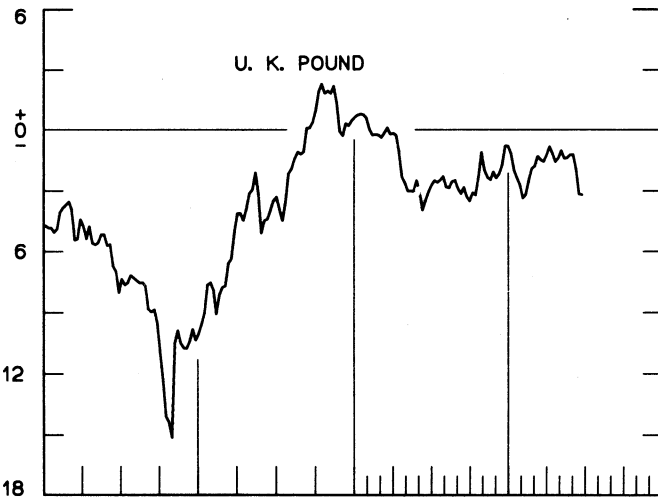
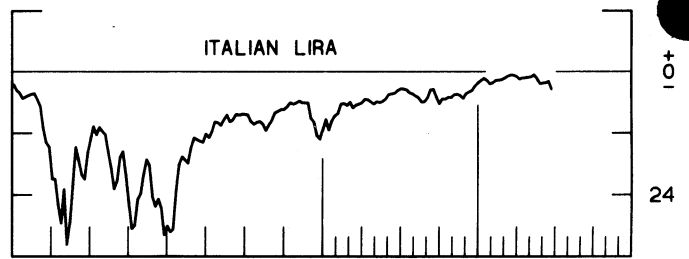
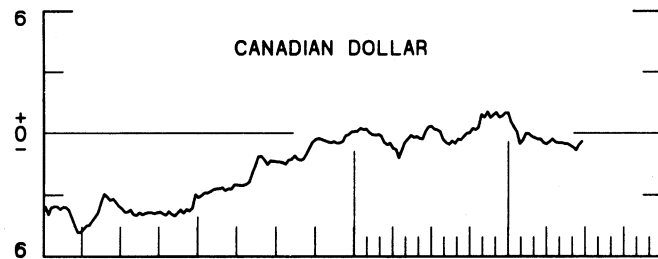


3-MONTH FORWARD EXCHANGE RATES

PREMIUM (+) OR (-)
AVERAGES FOR WEEK ENDING WEDNESDAY

PER CENT PER ANNUM

PER CENT PER ANNUM



1977

1979

1977

1979

CHART 3
PRICE OF GOLD IN LONDON
AVERAGES FOR WEEK ENDING WEDNESDAY

U.S. DOLLARS PER FINE OUNCE

U.S. DOLLARS PER FINE OUNCE

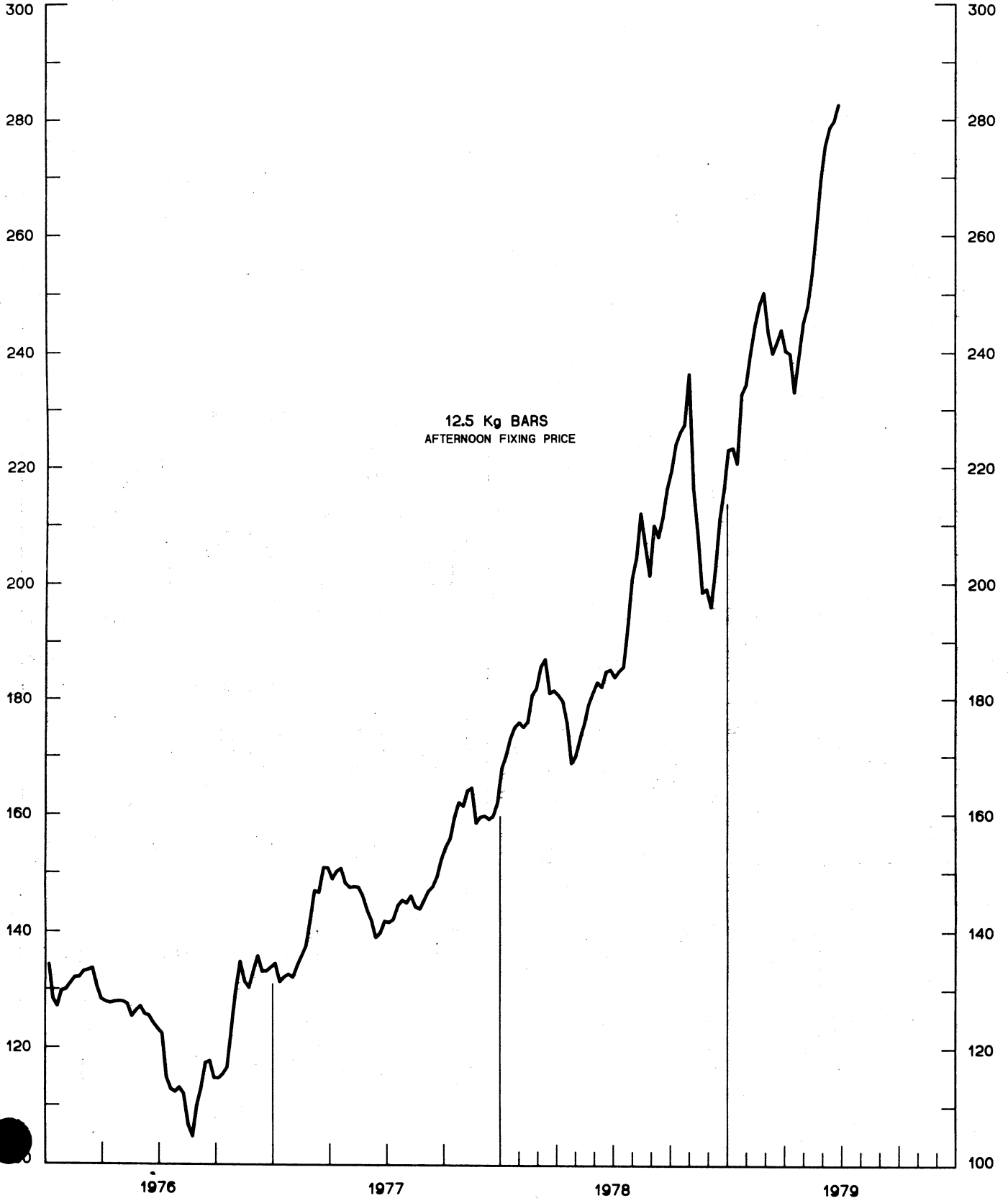


CHART 4
CALL MONEY RATES
 WEEKLY SERIES

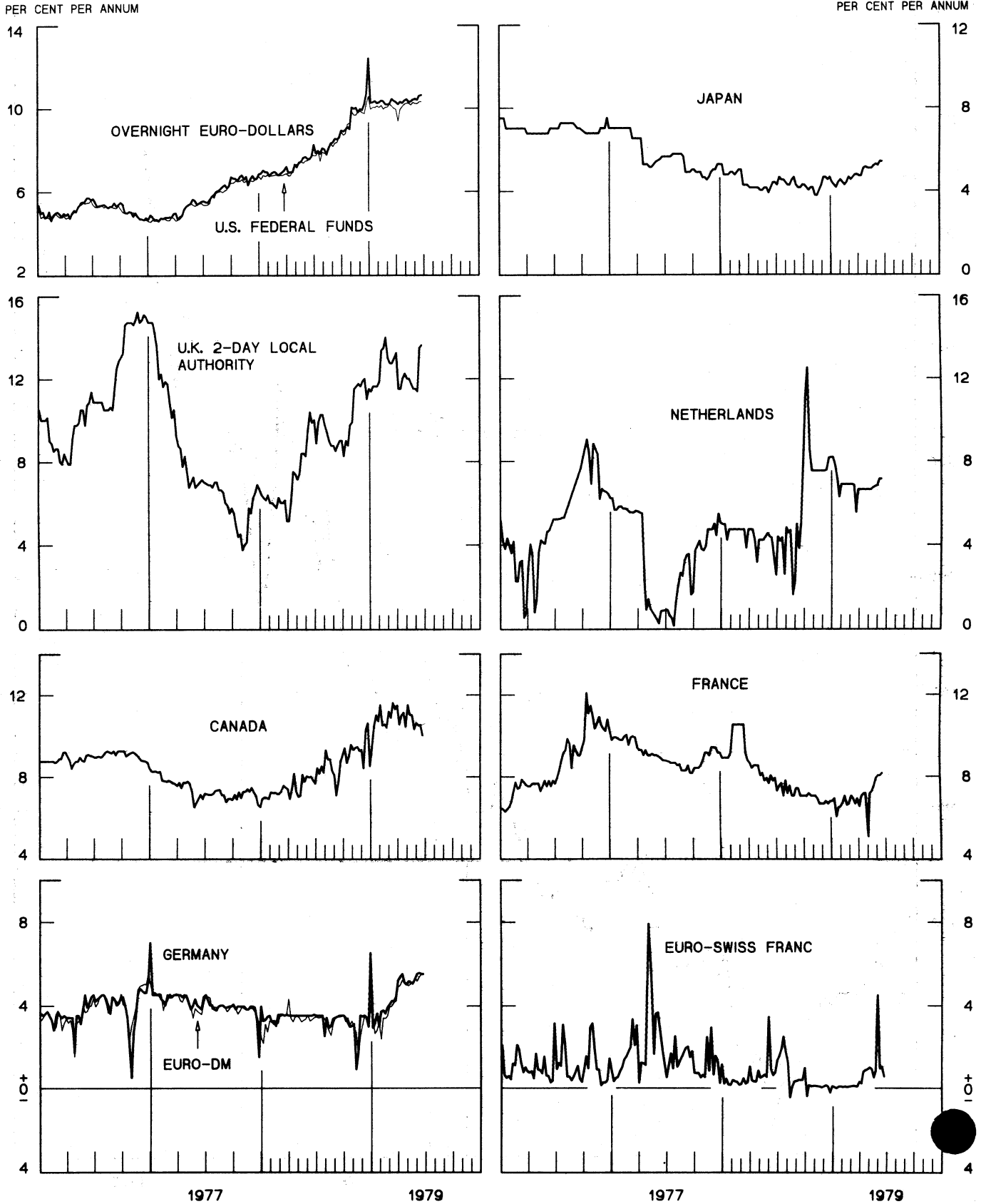
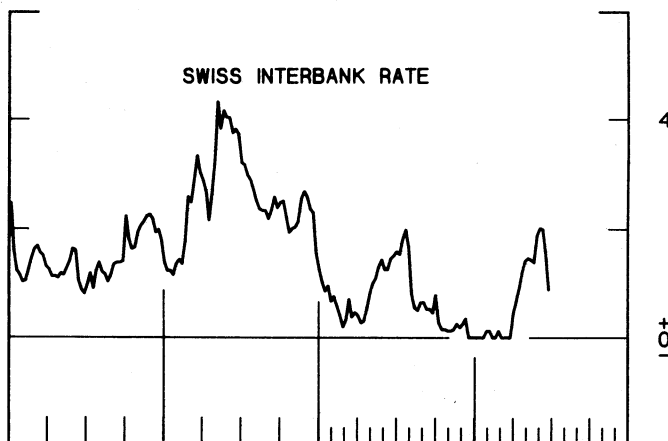
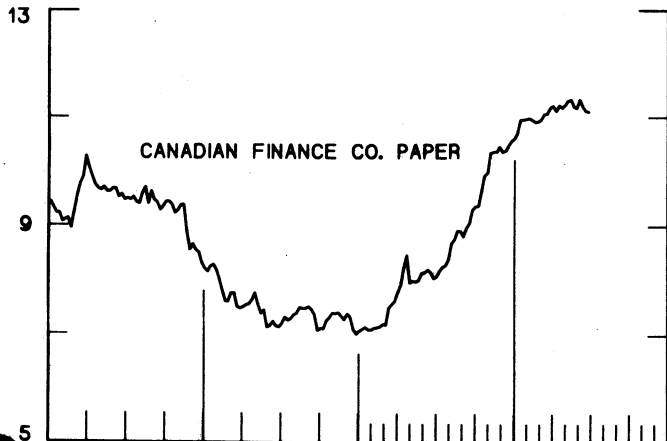
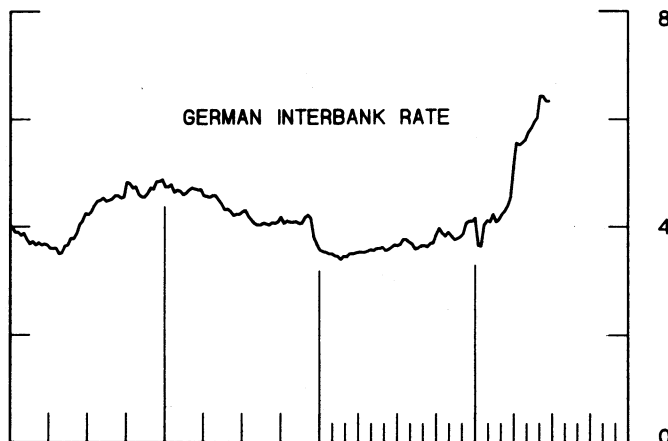
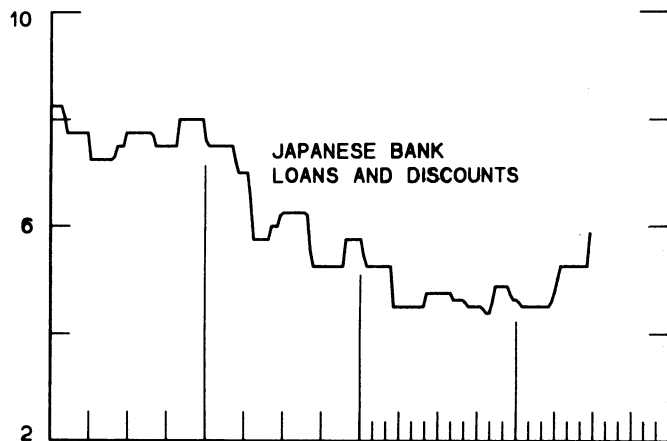
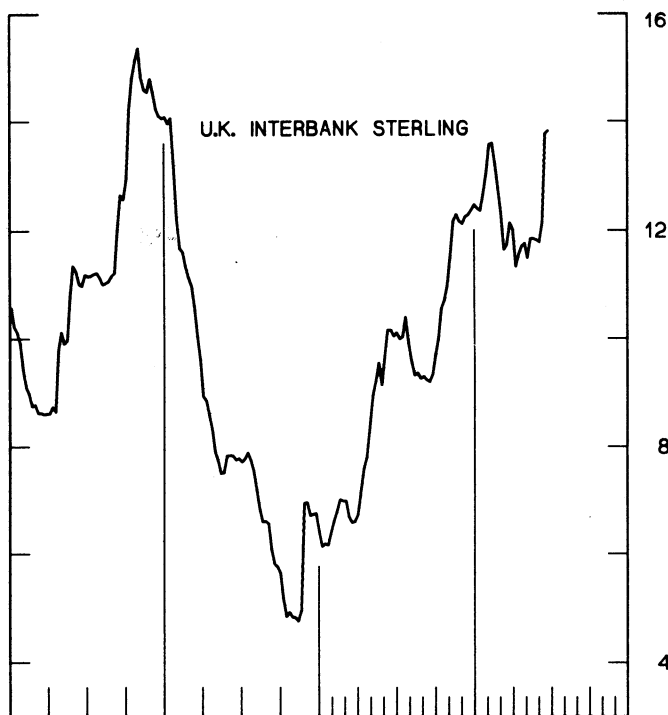
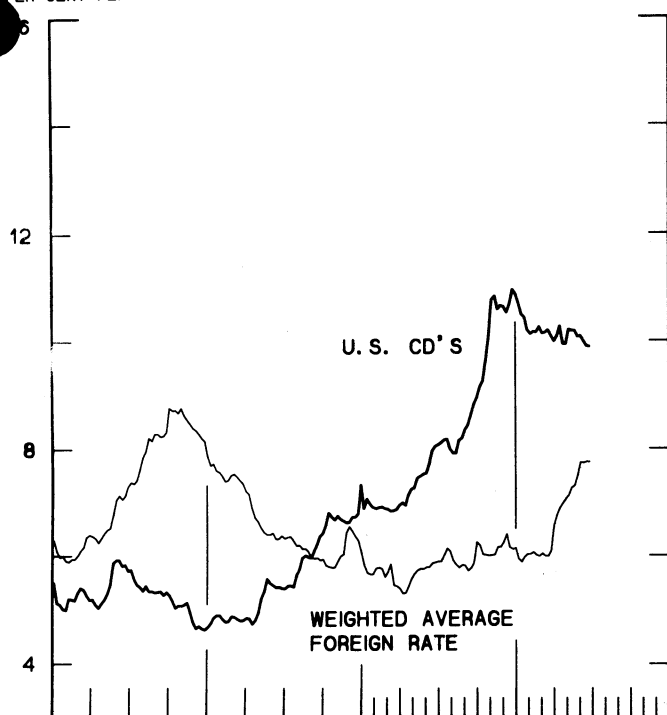


CHART 5
3-MONTH INTEREST RATES
 WEEKLY SERIES

PER CENT PER ANNUM

PER CENT PER ANNUM



1977

1979

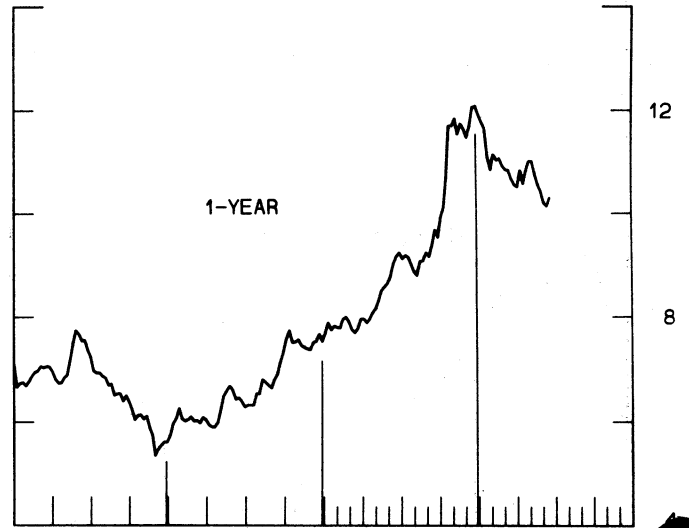
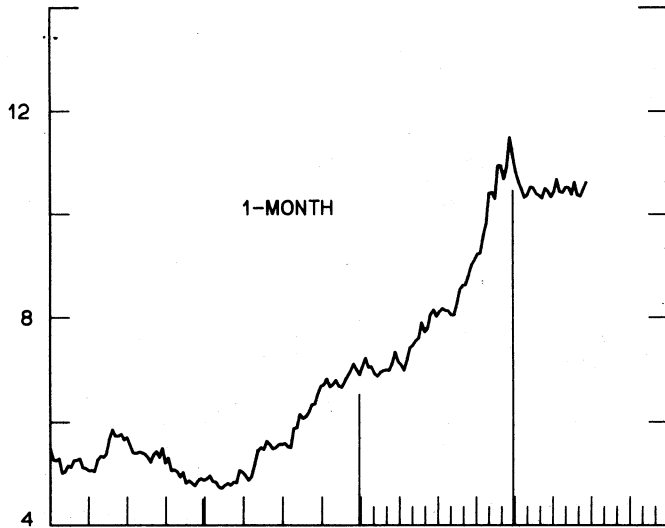
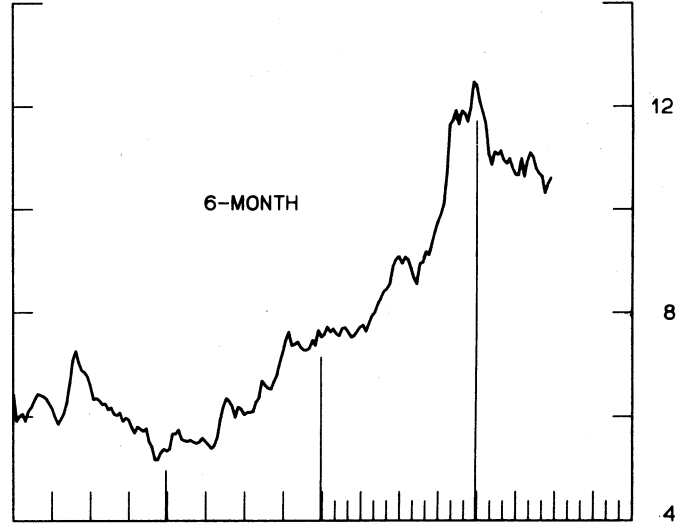
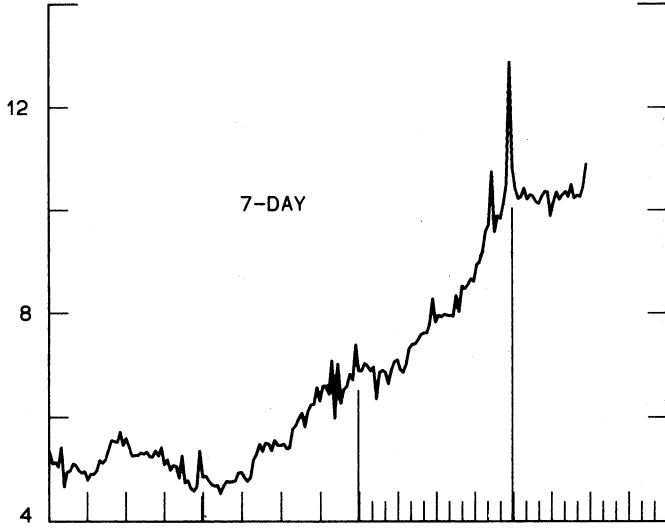
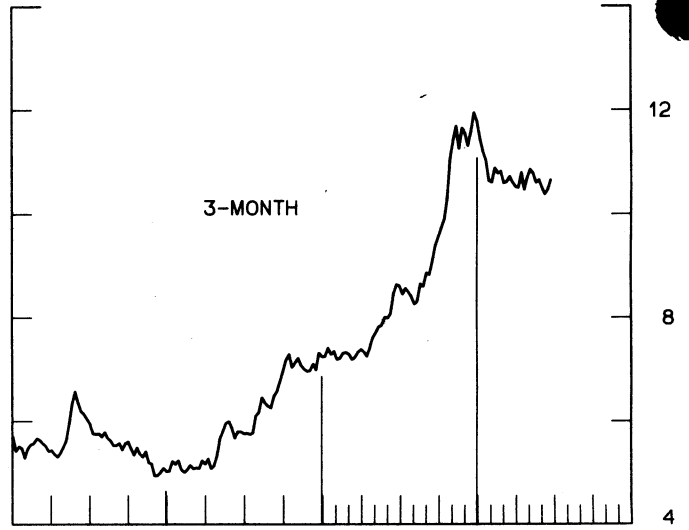
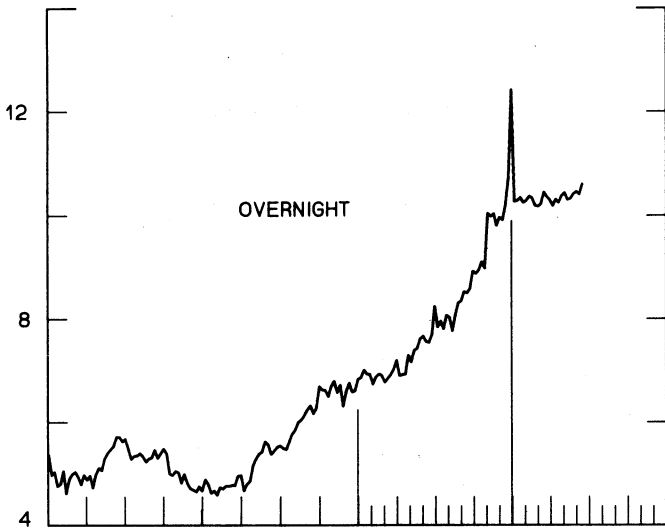
1977

1979

CHART 6
EURO-DOLLAR DEPOSIT RATES LONDON
AVERAGES FOR WEEK ENDING WEDNESDAY

PER CENT PER ANNUM

PER CENT PER ANNUM



1977

1979

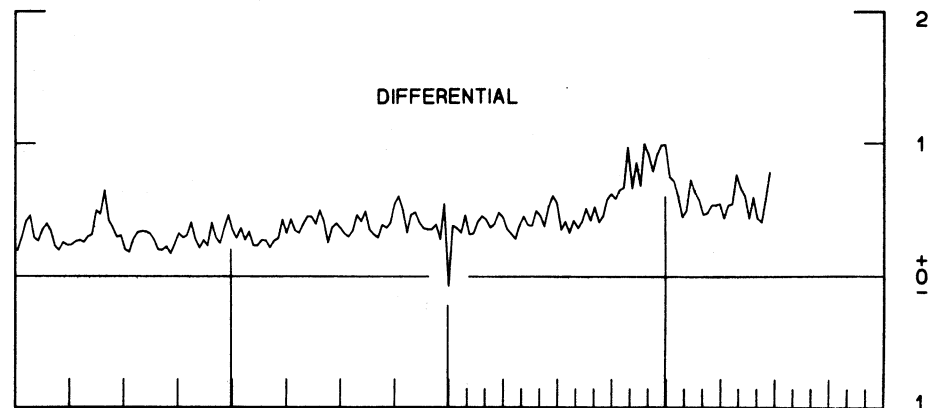
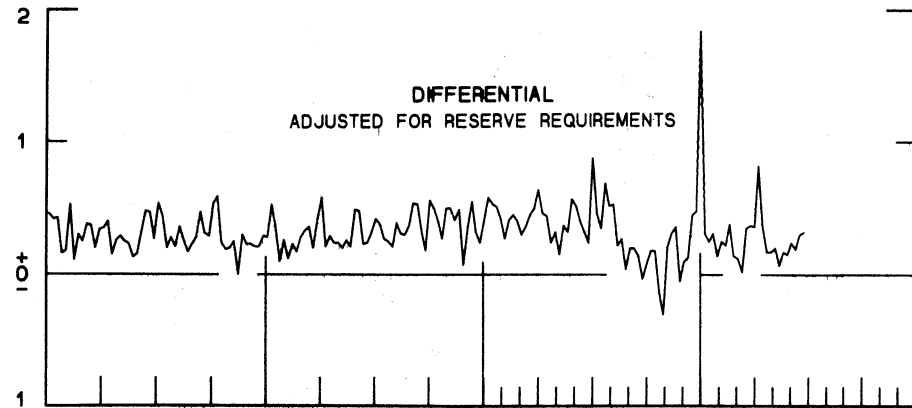
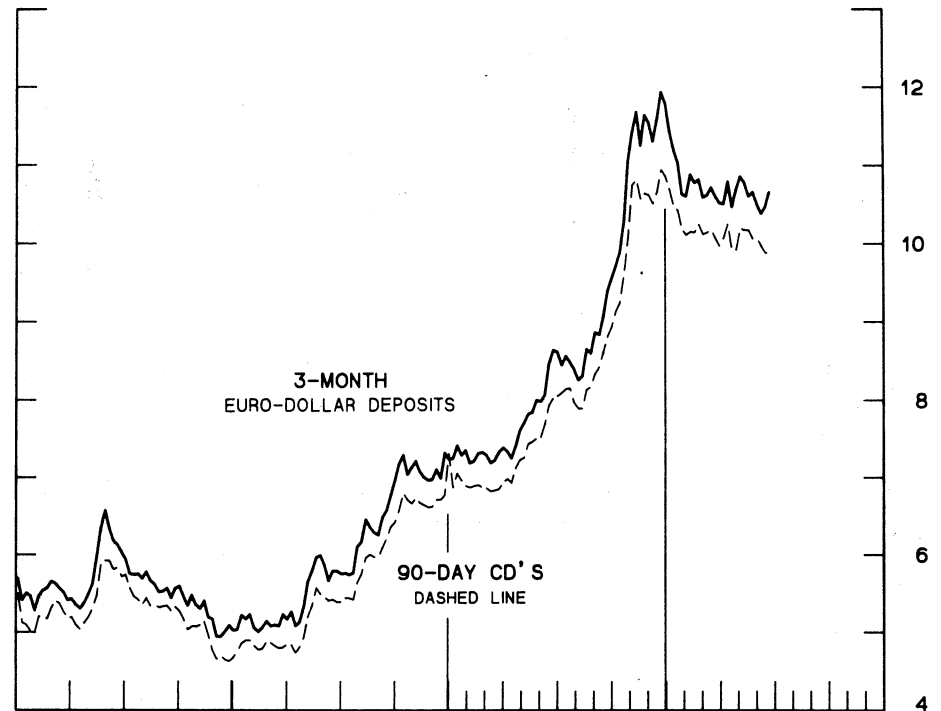
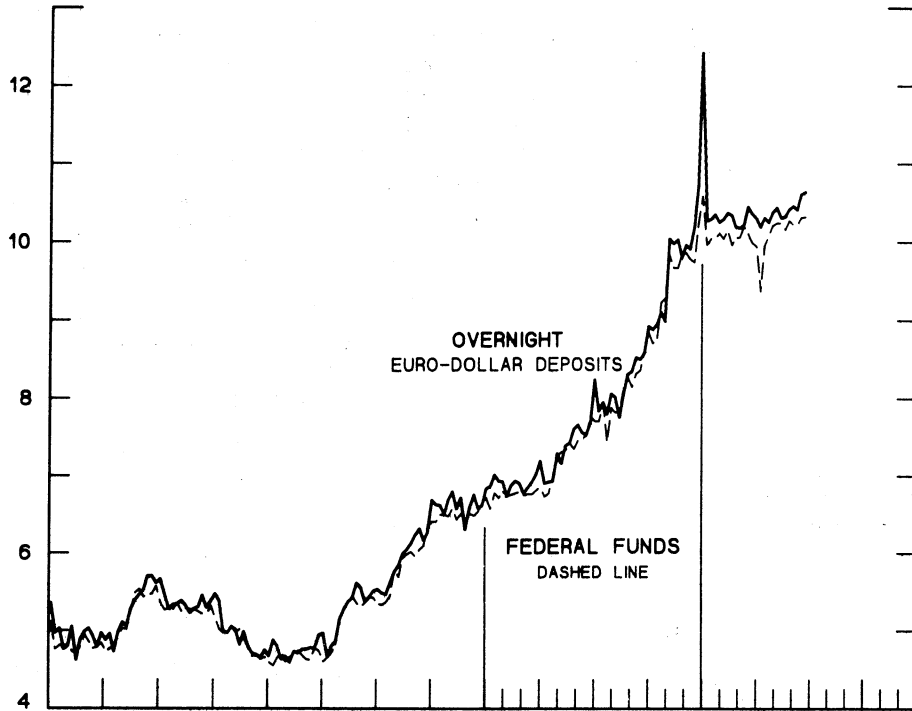
1977

1979

CHART 7
SELECTED EURO-DOLLAR AND U. S. MONEY MARKET RATES
 AVERAGES FOR WEEK ENDING WEDNESDAY

PER CENT PER ANNUM

PER CENT PER ANNUM



1977

1979

1977

1979


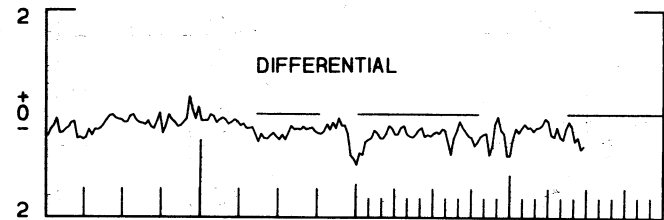
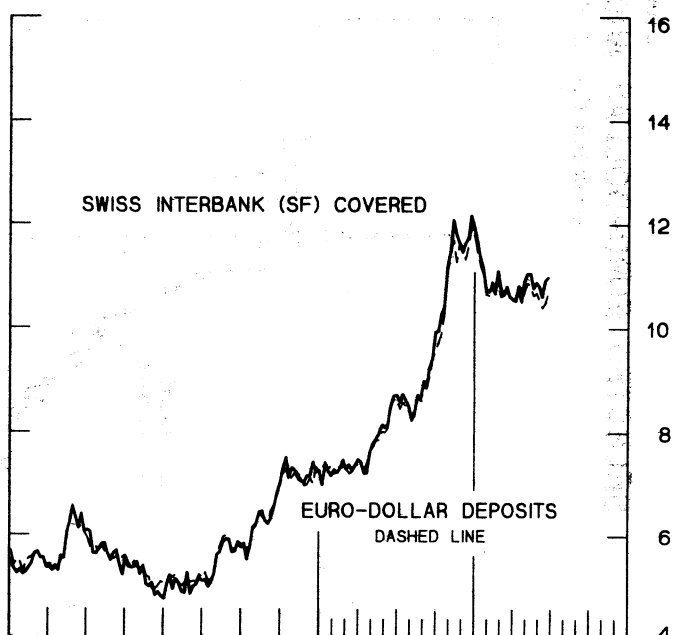
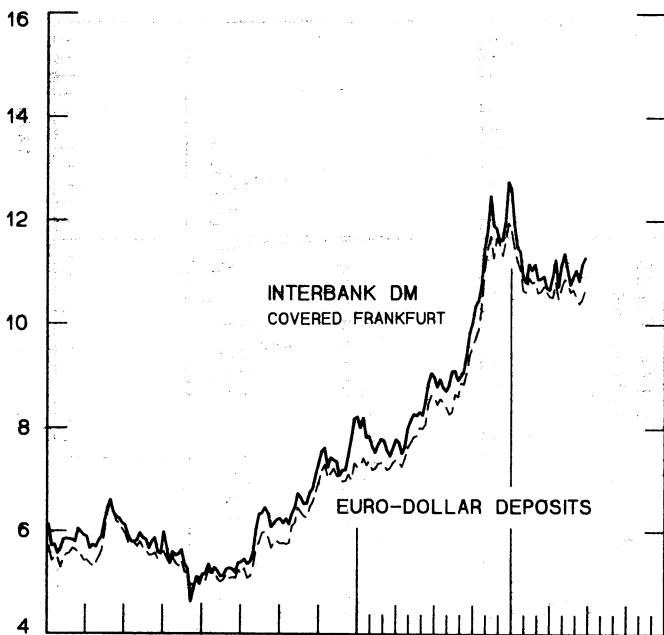
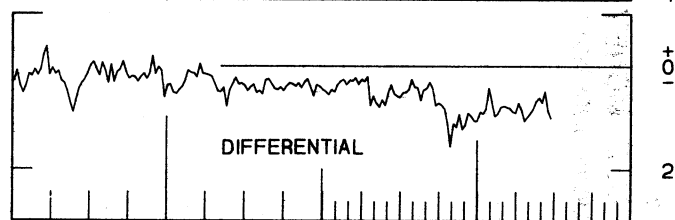
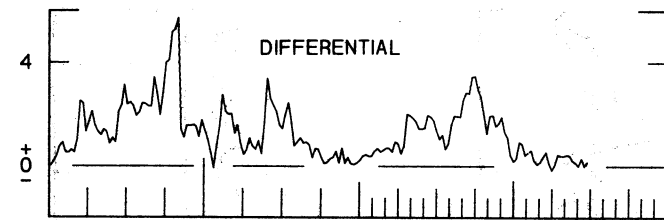
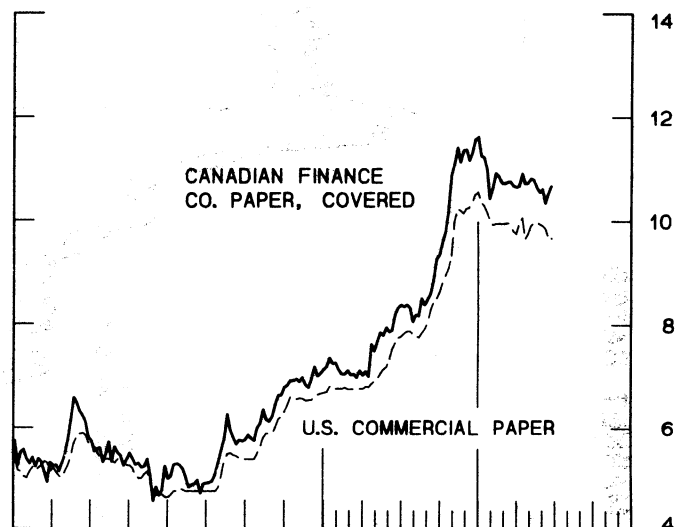
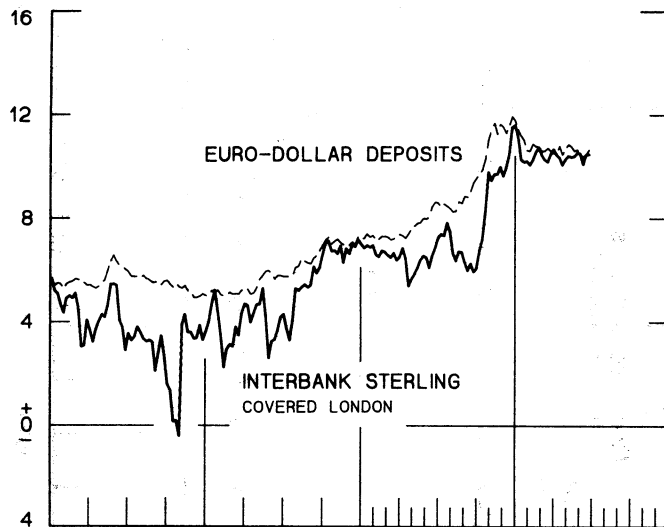
FAVORS BORROWING IN U. S. IF POSITIVE

INTEREST ARBITRAGE: 3-MONTH FUNDS

DIFFERENTIAL: PLUS(+), INDICATES FAVOR DOLLAR ASSETS
AVERAGES FOR WEEK ENDING WEDNESDAY

PER CENT PER ANNUM

PER CENT PER ANNUM



1977

1979

1977

1979

LONG-TERM GOVERNMENT BOND YIELDS

WEEKLY SERIES

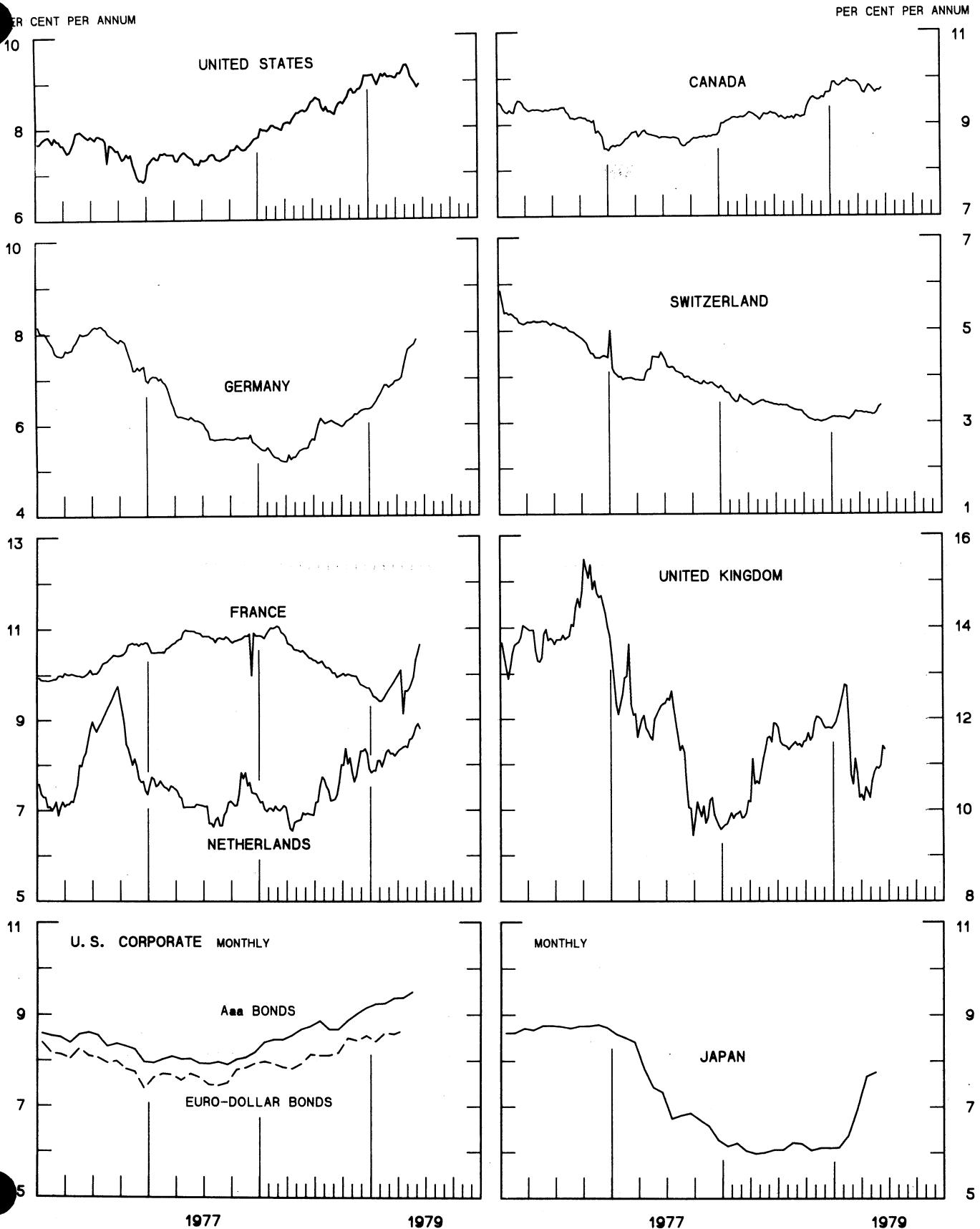
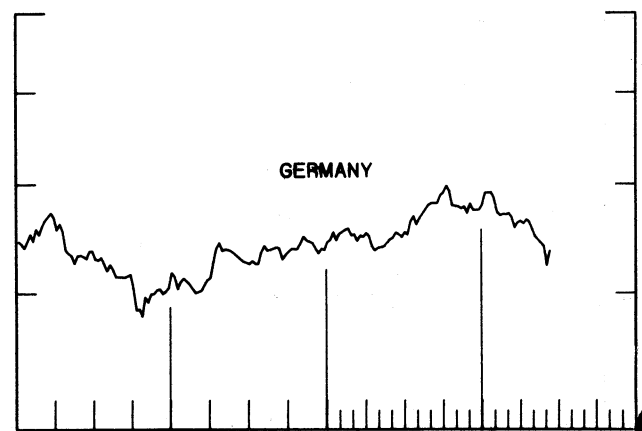
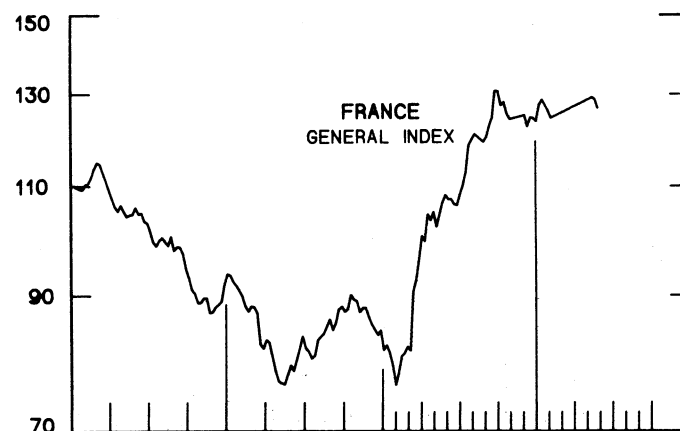
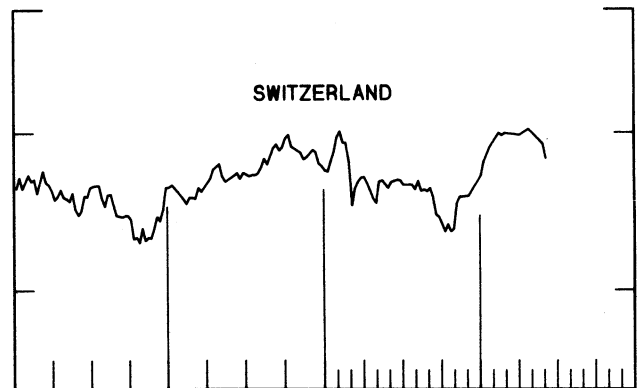
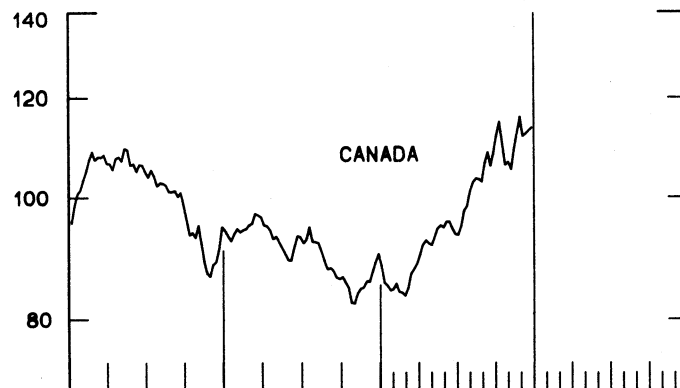
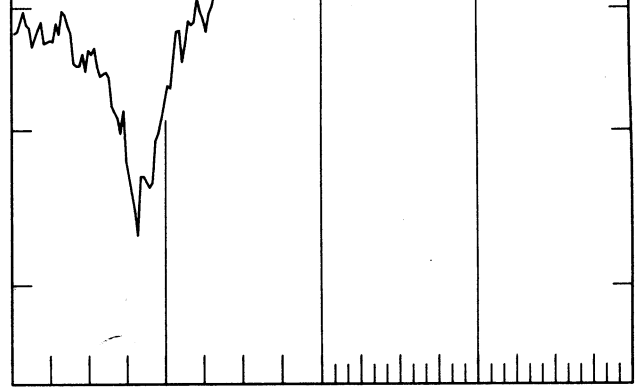
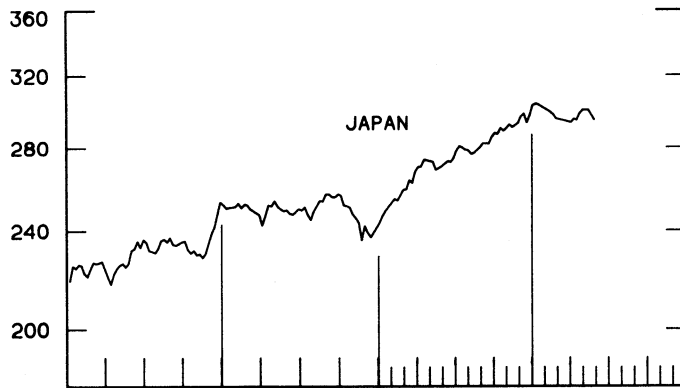

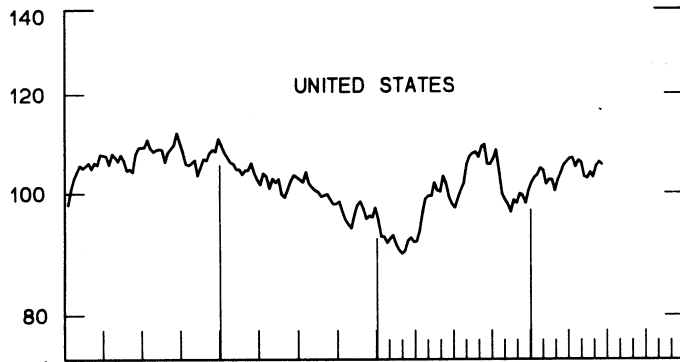


CHART 10
INDUSTRIAL STOCK INDICES
 WEEKLY SERIES

RATIO SCALE
 1969=100

RATIO SCALE
 1969=100



1977

1979

1977

1979

SERIES NAME

LAST VALUE PLOTTED
DATE VALUE

CHART 1. SPOT EXCHANGE RATES AND INDICES

WEEKLY AVERAGES, NOON BUYING RATES (U.S. CENTS)

GERMAN MARK	JUNF 27	54.06
JAPANESE YEN	JUNE 27	0.46287
DUTCH GUILDER	JUNE 27	49.19
U.K. POUND	JUNE 27	214.93
CANADIAN DOLLAR	JUNE 27	85.45
FRENCH FRANC	JUNE 27	23.32
SWISS FRANC	JUNE 27	60.40
BELGIAN FRANC	JUNE 27	3.36841
ITALIAN LIRA	JUNF 27	0.11977

INDICES, MARCH 1973 BASE RATES = 100

GERMAN MARK	JUNE 27	152.08
JAPANESE YEN	JUNE 27	121.19
DUTCH GUILDER	JUNE 27	141.21
U.K. POUND	JUNE 27	86.93
CANADIAN DOLLAR	JUNE 27	85.17
FRENCH FRANC	JUNE 27	105.07
SWISS FRANC	JUNE 27	194.31
BELGIAN FRANC	JUNE 27	132.73
ITALIAN LIRA	JUNE 27	68.04

WEIGHTED AVERAGE EXCHANGE VALUE INDICES, MAR 1973 = 100
(G-10 COUNTRIES PLUS SWITZERLAND)

U.S. DOLLAR	JUNE 27	88.02
GERMAN MARK	JUNE 27	148.35
JAPANESE YEN	JUNE 27	110.82
DUTCH GUILDER	JUNE 27	129.90
U.K. POUND	JUNE 27	76.69
CANADIAN DOLLAR	JUNE 27	75.49
FRENCH FRANC	JUNE 27	94.48
SWISS FRANC	JUNE 27	178.62
BELGIAN FRANC	JUNE 27	121.21
ITALIAN LIRA	JUNE 27	59.29
SWEDISH KRONA	JUNE 27	93.30

CHART 2. 3-MONTH FORWARD EXCHANGE RATES, PREMIUM OR DISCOUNT

CANADIAN DOLLAR	JUNE 27	-0.40
U.K. POUND	JUNE 27	-3.21
GERMAN MARK	JUNE 27	4.89
FRENCH FRANC	JUNE 27	-0.18
SWISS FRANC	JUNE 27	10.09
DUTCH GUILDER	JUNE 27	2.05
JAPANESE YEN	JUNE 27	5.37
ITALIAN LIRA	JUNE 27	-3.49

SERIES NAME

LAST VALUE PLOTTED,
DATE VALUE

CHART 3. GOLD PRICE IN LONDON, AFTERNOON FIXING

U.S. DOLLARS PER FINE OUNCE	JUNE 27	282.57
-----------------------------	---------	--------

CHART 4. CALL MONEY RATES

U.S. FEDERAL FUNDS	JUNE 27	10.33
OVERNIGHT EURO-DOLLAR DEPOSITS	JUNE 27	10.65
U.K. 2-DAY LOCAL AUTHORITY DEPOSITS	JUNE 22	13.63
CANADA	JUNE 22	10.00
GERMANY	JUNE 22	5.50
EURO-DM	JUNE 22	5.45
JAPAN	JUNE 22	5.38
FRANCE	JUNE 22	8.13
NETHERLANDS	JUNE 15	7.10
EURO-SWISS FRANC	JUNE 22	0.53

CHART 5. 3-MONTH INTEREST RATES

U.S. 90-DAY CD'S, SECONDARY MARKET	JUNE 27	9.99
GERMAN INTERBANK LOAN	JUNE 27	6.33
JAPANESE BANK LOANS & DISCOUNTS	JUNE 27	5.88
CANADIAN FINANCE PAPER	JUNE 27	11.10
INTERBANK STERLING	JUNE 27	13.83
SWISS INTERBANK LOAN	JUNE 27	0.88
WEIGHTED AVERAGE FOREIGN INTEREST RATE (G-10 COUNTRIES PLUS SWITZERLAND)	JUNE 27	7.74

CHART 6. EURO-DOLLAR DEPOSIT RATES: LONDON

OVERNIGHT	JUNE 27	10.65
7-DAY	JUNE 27	10.90
1-MONTH	JUNE 27	10.61
3-MONTH	JUNE 27	10.68
6-MONTH	JUNE 27	10.63
1-YEAR	JUNE 27	10.30

CHART 7. SELECTED EURO-DOLLAR AND U.S. MONEY MARKET RATES

OVERNIGHT EURO-DOLLAR DEPOSITS	JUNE 27	10.65
U.S. FEDERAL FUNDS	JUNE 27	10.33
DIFFERENTIAL ADJ. FOR RESERVE REQUIREMENTS	JUNE 27	0.32
3-MONTH EURO-DOLLAR DEPOSIT RATE	JUNE 27	10.68
U.S. 90-DAY CD'S, SECONDARY MARKET	JUNE 27	9.89
DIFFERENTIAL	JUNE 27	0.79

SERIES NAME

LAST VALUE PLOTTED
DATE VALUE

CHART 8. INTEREST ARBITRAGE, 3-MONTH FUNDS

EURO-DOLLAR DEPOSIT	JUNE 27	10.68
INTERBANK STERLING (LONDON), COVERED	JUNE 27	10.50
DIFFERENTIAL	JUNE 27	0.17
U.S. COMMERCIAL PAPER	JUNE 27	9.68
CANADIAN FINANCE PAPER, COVERED	JUNE 27	10.69
DIFFERENTIAL	JUNE 27	-1.01
EURO-DOLLAR DEPOSIT	JUNE 27	10.68
INTERBANK DM (FRANKFURT), COVERED	JUNE 27	11.29
DIFFERENTIAL	JUNE 27	-0.62
EURO-DOLLAR DEPOSIT	JUNE 27	10.68
SWISS INTERBANK, COVERED	JUNE 27	10.99
DIFFERENTIAL	JUNE 27	-0.31

CHART 9. LONG TERM GOVERNMENT BOND YIELDS

UNITED STATES	JUNE 22	8.95
GERMANY	JUNE 8	7.86
JAPAN (MONTHLY)	MAY	7.76
SWITZERLAND	JUNE 15	3.37
CANADA	JUNE 22	9.77
FRANCE	JUNE 15	10.66
NETHERLANDS	JUNE 15	8.81
UNITED KINGDOM	JUNE 22	11.33

U.S. CORPORATE

AAA BONDS	MAY	9.50
EURO-DM BONDS	DEC.	6.63
EURO-DOLLAR BONDS	APRIL	8.67

CHART 10. INDUSTRIAL STOCK INDICES

UNITED STATES	JUNE 22	105.55
JAPAN	JUNE 1	294.94
CANADA	DEC. 29	113.81
FRANCE	JUNE 1	126.79
UNITED KINGDOM	JUNE 22	113.39
SWITZERLAND	JUNE 8	76.44
GERMANY	JUNE 15	97.29



FEDERAL RESERVE statistical release

H.10(512)

JULY 3, 1979

FOREIGN EXCHANGE RATES

FOR THE WEEK ENDING JUNE 29, 1979

The Board of Governors of the Federal Reserve System is advised that the Federal Reserve Bank of New York has certified for customs purposes the following noon buying rate in New York City for cable transfers payable in foreign currencies:

COUNTRY	MONETARY UNIT	(RATE U.S. CENTS)				
		JUNE 25	JUNE 26	JUNE 27	JUNE 28	JUNE 29
AUSTRALIA	DOLLAR	112.0700	111.7000	111.8800	112.0600	111.9500
AUSTRIA	SCHILLING	7.39645	7.34214	7.36513	7.37191	7.38007
BELGIUM	FRANC	3.38868	3.36814	3.37610	3.37268	3.38754
CANADA	DOLLAR	85.4482	85.7633	85.8959	85.7412	85.6165
DENMARK	KRONE	18.8448	18.7406	18.7652	18.7829	18.9215
FINLAND	MARKKA	25.6937	25.6344	25.5363	25.6410	25.6509
FRANCE	FRANC	23.4302	23.3536	23.3918	23.4192	23.4192
GERMANY	D. MARK	54.3478	54.0336	54.2035	54.2094	54.4366
INDIA	RUPEE	12.3000	12.3500	12.3300	12.3700	12.4000
IRELAND	POUND	204.8500	203.1500	203.7500	204.4000	204.5000
ITALY	LIRA	0.12035	0.11960	0.12006	0.12008	0.12029
JAPAN	YEN	0.46896	0.46318	0.46211	0.46179	0.45914
MALAYSIA	DOLLAR	46.1148	46.1148	45.9242	45.9032	45.9982
MEXICO	PESO	4.3745	4.3778	4.3725	4.3745	4.3745
NETHERLANDS	GUILDER	49.4805	49.1642	49.3218	49.2854	49.4682
NEW ZEALAND	DOLLAR	100.8500	100.5500	100.7500	100.9500	100.8700
NORWAY	KRONE	19.7180	19.5752	19.5733	19.5925	19.6734
PORTUGAL	ESCUDO	2.0458	2.0358	2.0429	2.0408	2.0400
SOUTH AFRICA	RAND	118.0000	118.0000	118.0000	118.0000	118.0000
SPAIN	PESETA	1.5135	1.5117	1.5126	1.5129	1.5138
SRI LANKA	RUPEE	6.4000	6.4000	6.4000	6.4000	6.4000
SWEDEN	KRONA	23.4714	23.3454	23.3454	23.3699	23.4192
SWITZERLAND	FRANC	60.8273	60.1504	60.3136	60.3682	60.4595
UNITED KINGDOM	POUND	215.8700	215.1000	215.5900	216.8500	218.1000