

S-440

(516/517)

DATA FILE
LIBRARY
FEDERAL RESERVE BANK
OF CHICAGO

LIBRARY
JUN 20 1979
FEDERAL RESERVE
BANK OF CHICAGO

Selected Interest & Exchange Rates

Weekly Series of Charts

June 11, 1979

Prepared by the
**FINANCIAL MARKETS
SECTION**

**DIVISION OF
INTERNATIONAL FINANCE**

**BOARD OF GOVERNORS
FEDERAL RESERVE SYSTEM**
Washington, D.C. 20551

Table of Contents

TABLES

1. LATEST FIGURES PLOTTED
2. DAILY CERTIFIED SPOT EXCHANGE RATES-- H.10 RELEASE

CHARTS

1. SPOT EXCHANGE RATE INDICES
2. 3-MONTH FORWARD EXCHANGE RATES
3. GOLD PRICE--LONDON
4. CALL MONEY RATES
5. 3-MONTH INTEREST RATES
6. EURO-DOLLAR DEPOSIT RATES
7. SELECTED EURO-DOLLAR AND U.S. MONEY MARKET RATES
8. INTEREST ARBITRAGE: 3-MONTH FUNDS
9. LONG-TERM GOVERNMENT BOND YIELDS
10. INDUSTRIAL STOCK INDICES

SUBSCRIPTION RATES:

Weekly \$15.00 per year or \$.40 each in the United States, its possessions, Canada, and Mexico; 10 or more of the same issue to one address, \$13.50 per year or \$.35 each. Elsewhere, \$20.00 per year or \$.50 each. Address requests to Publications Services, Division of Administrative Services, and make payment remittance payable to the order of the Board of Governors of the Federal Reserve System in a form collectible at par in U.S. Currency.

SPOT EXCHANGE INDICES

DOLLAR PRICES OF FOREIGN CURRENCIES AND WEIGHTED AVERAGE VALUES (THIN LINE)
AVERAGES FOR WEEK ENDING WEDNESDAY

RATIO SCALE
MARCH 1973=100

RATIO SCALE
MARCH 1973=100

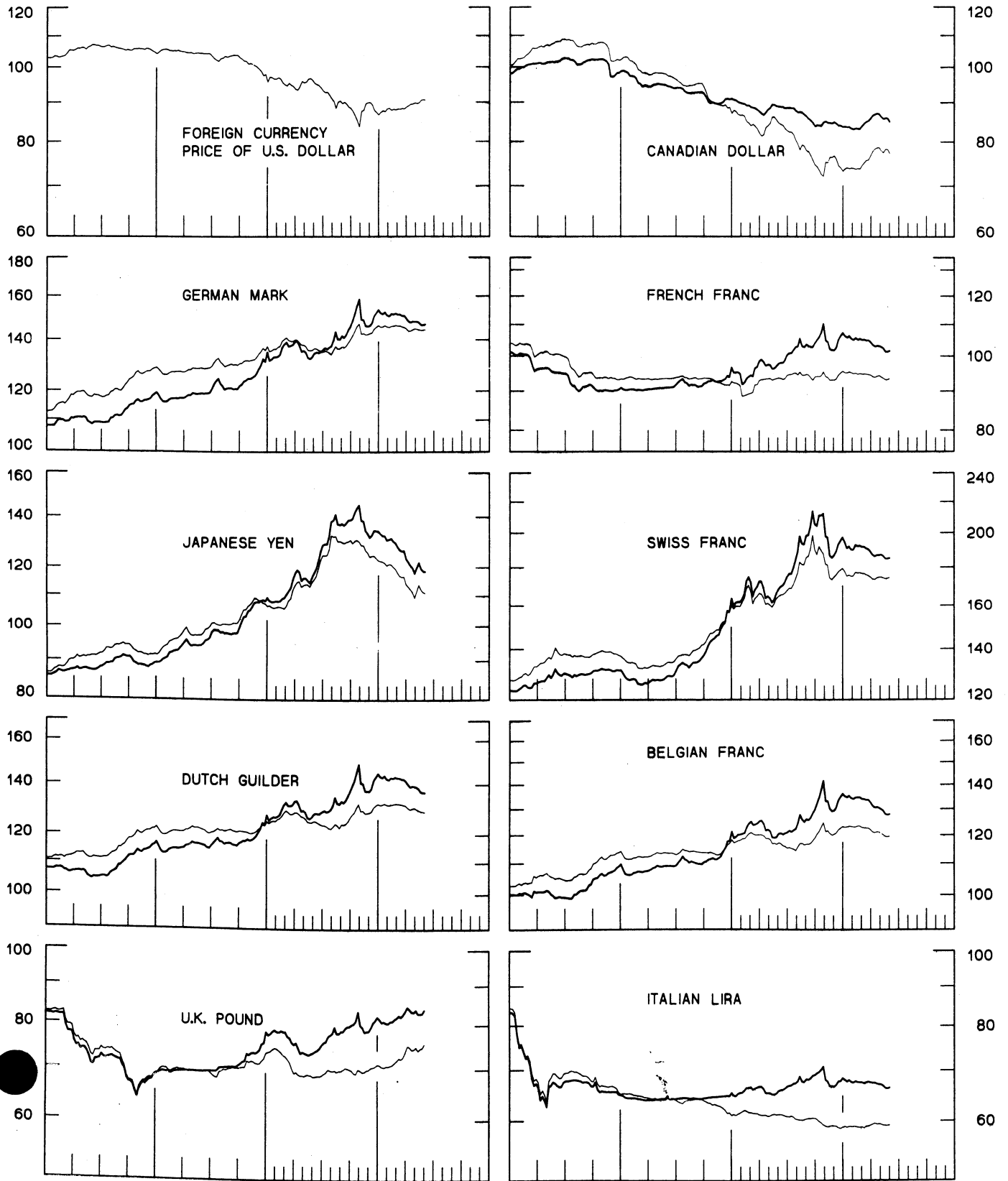
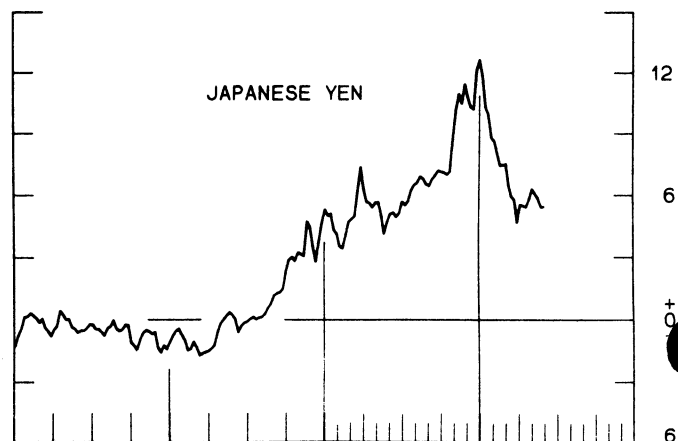
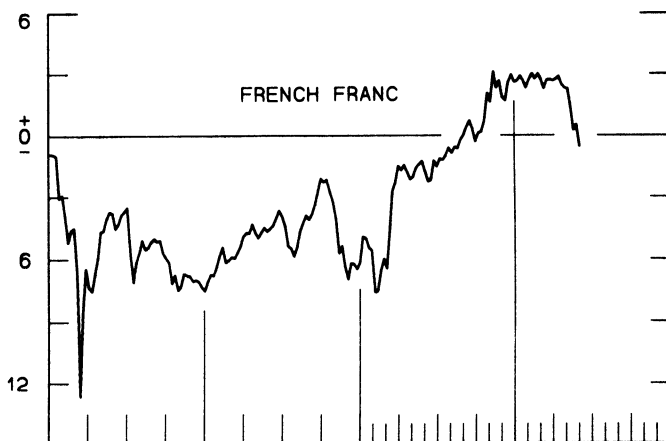
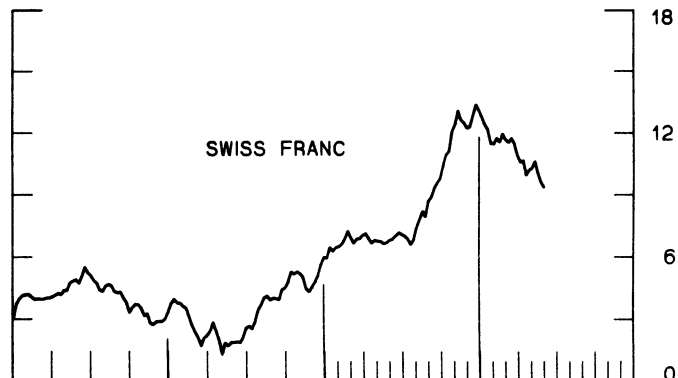
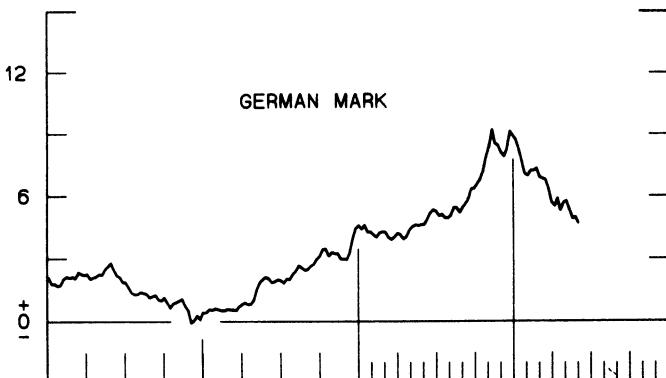
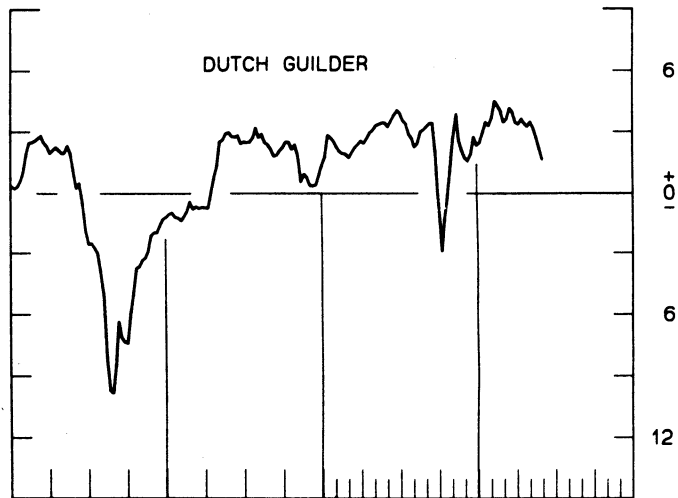
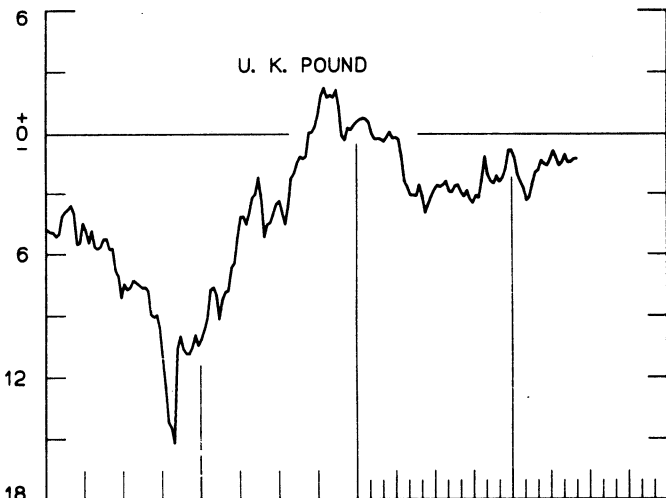
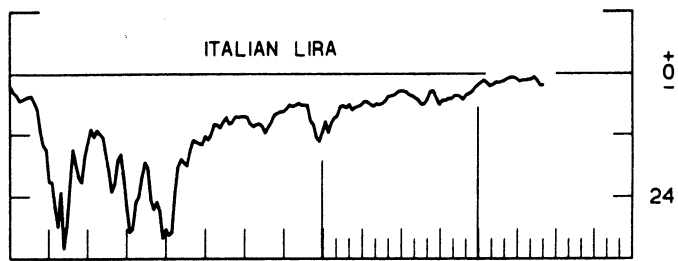
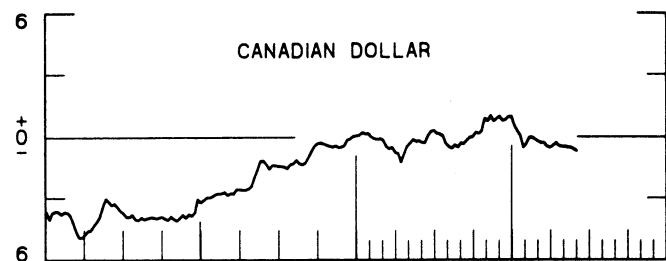


CHART 2
3-MONTH FORWARD EXCHANGE RATES

PREMIUM (+) OR (-)
 AVERAGES FOR WEEK ENDING WEDNESDAY

PER CENT PER ANNUM

PER CENT PER ANNUM



1977

1979

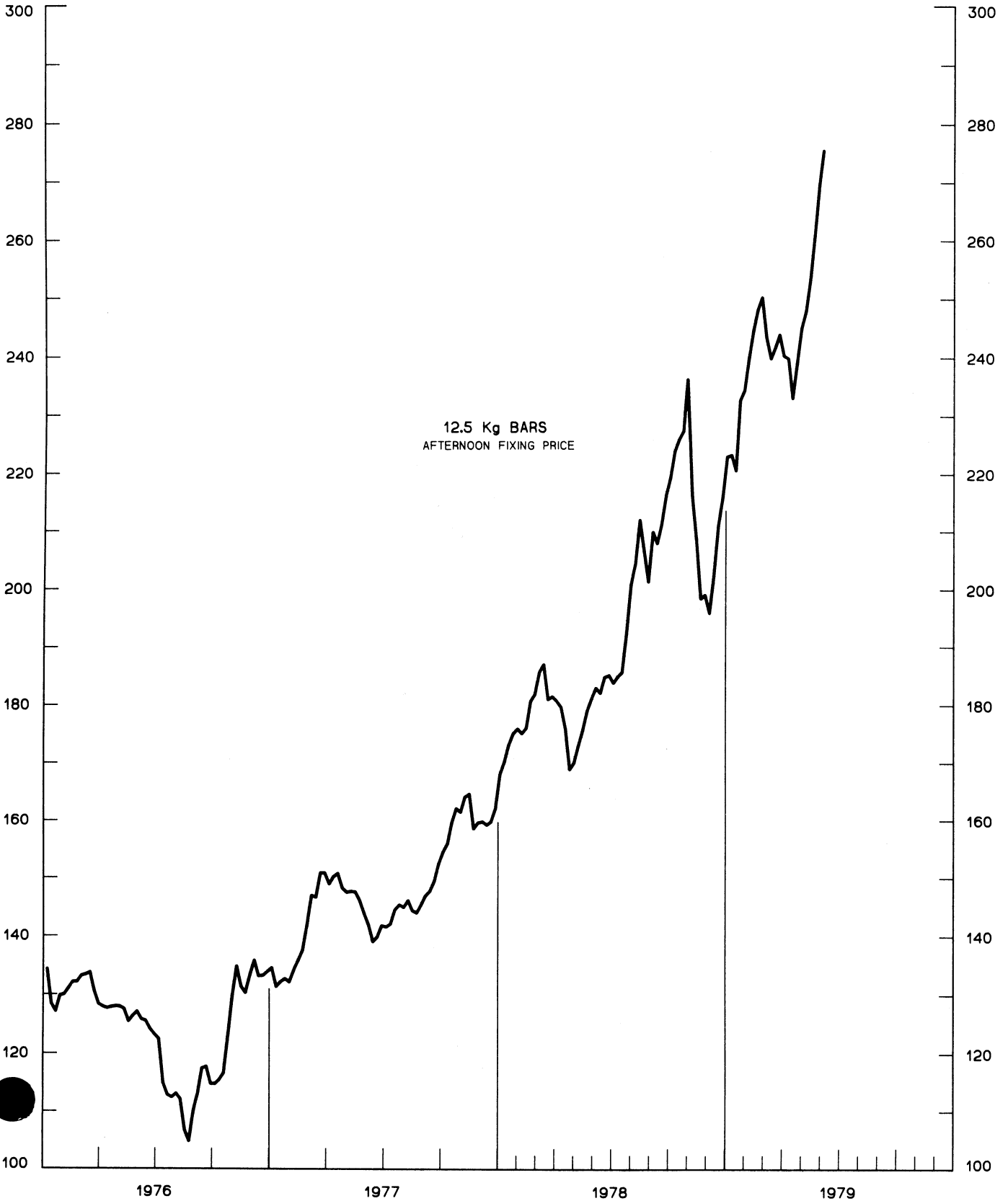
1977

1979

CHART 3
PRICE OF GOLD IN LONDON
AVERAGES FOR WEEK ENDING WEDNESDAY

U.S. DOLLARS PER FINE OUNCE

U.S. DOLLARS PER FINE OUNCE



12.5 Kg BARS
AFTERNOON FIXING PRICE

CHART 4
CALL MONEY RATES
 WEEKLY SERIES

PER CENT PER ANNUM

PER CENT PER ANNUM

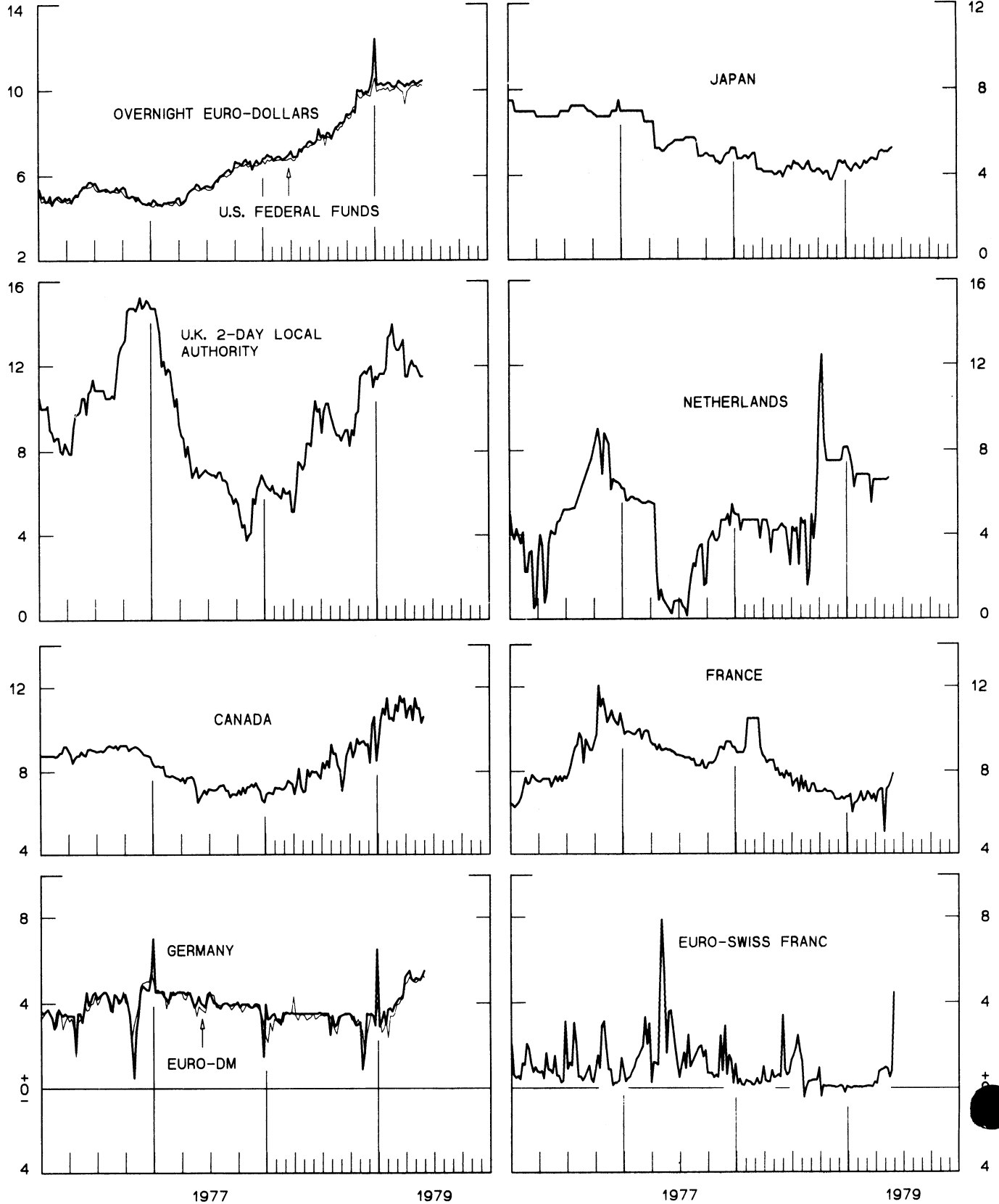


CHART 5
3-MONTH INTEREST RATES
 WEEKLY SERIES

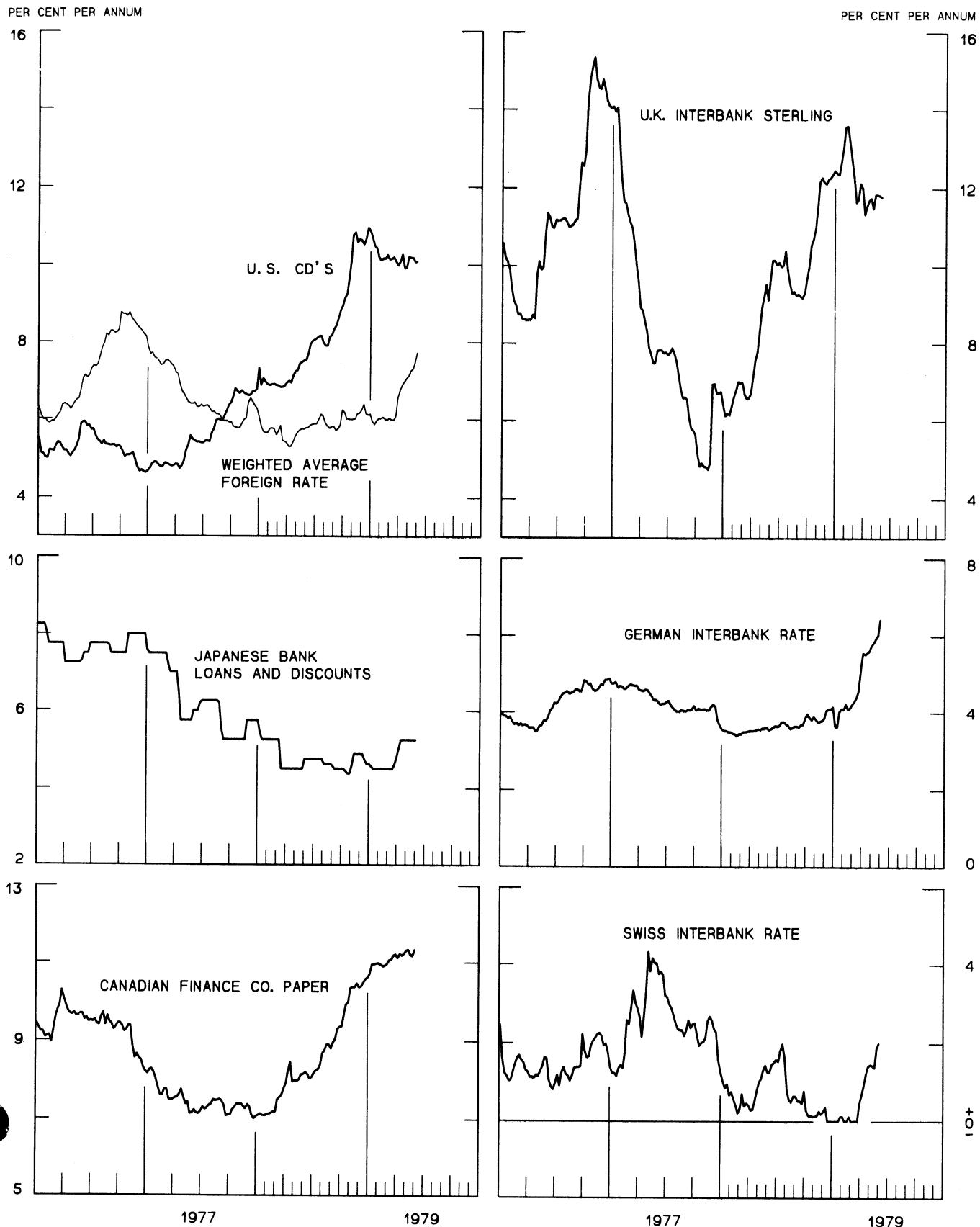
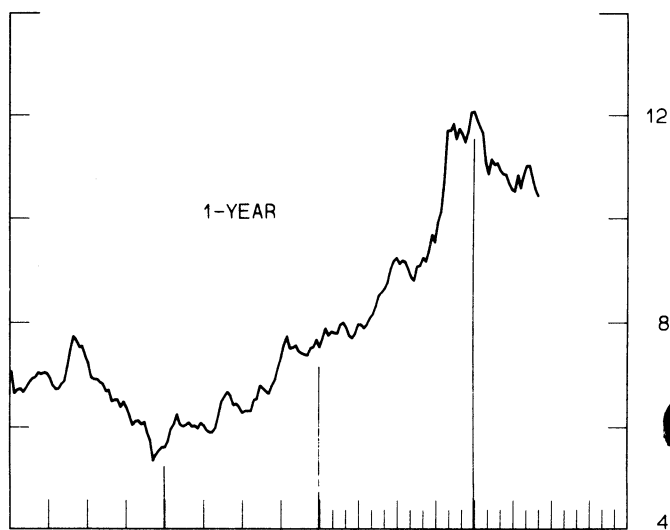
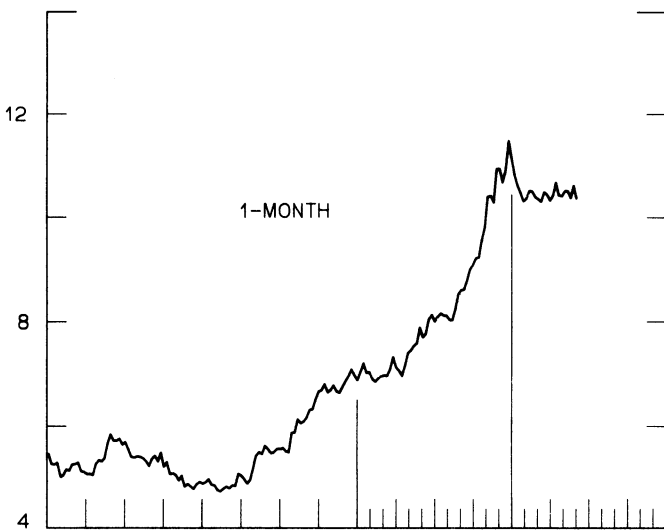
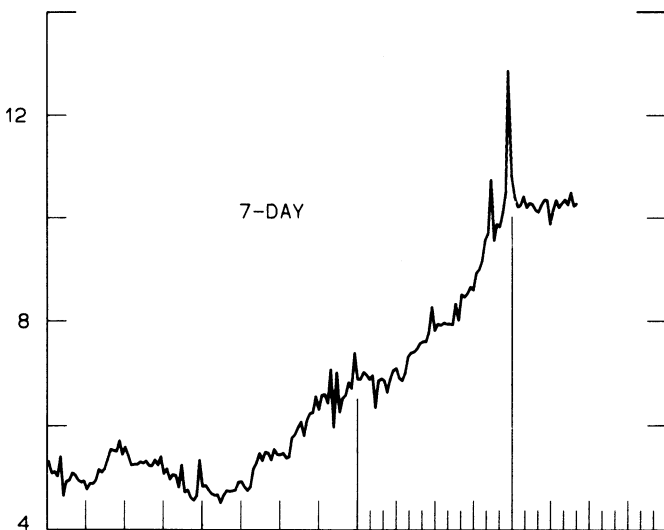
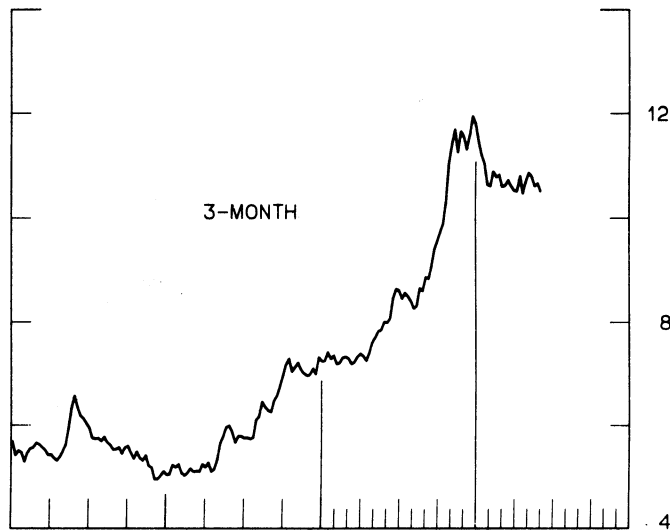
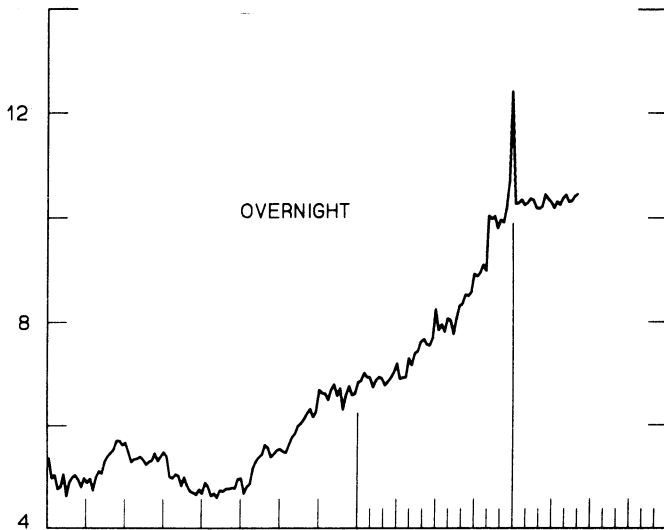


CHART 6
EURO-DOLLAR DEPOSIT RATES LONDON
AVERAGES FOR WEEK ENDING WEDNESDAY

PER CENT PER ANNUM

PER CENT PER ANNUM



1977

1979

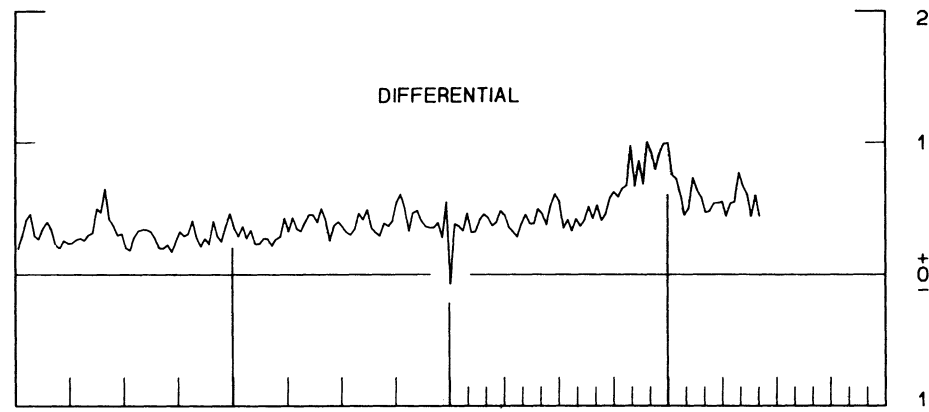
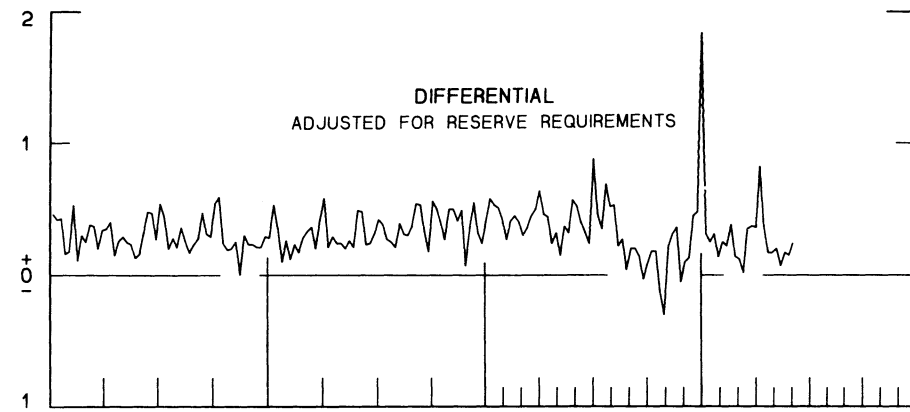
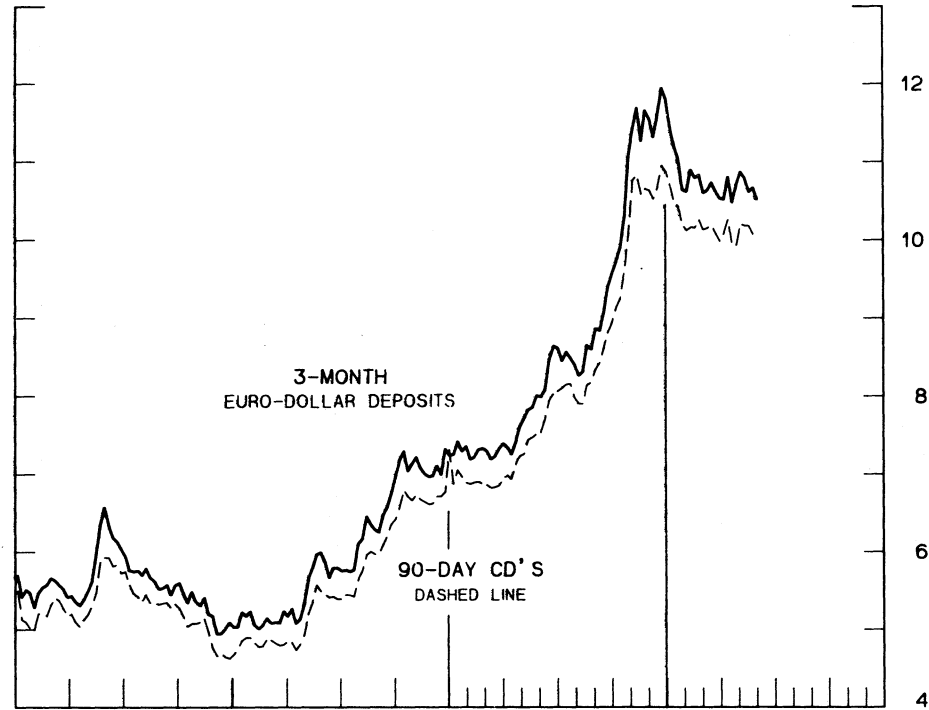
1977

1979

CHART 7
SELECTED EURO-DOLLAR AND U. S. MONEY MARKET RATES
 AVERAGES FOR WEEK ENDING WEDNESDAY

PER CENT PER ANNUM

PER CENT PER ANNUM



1977

1979

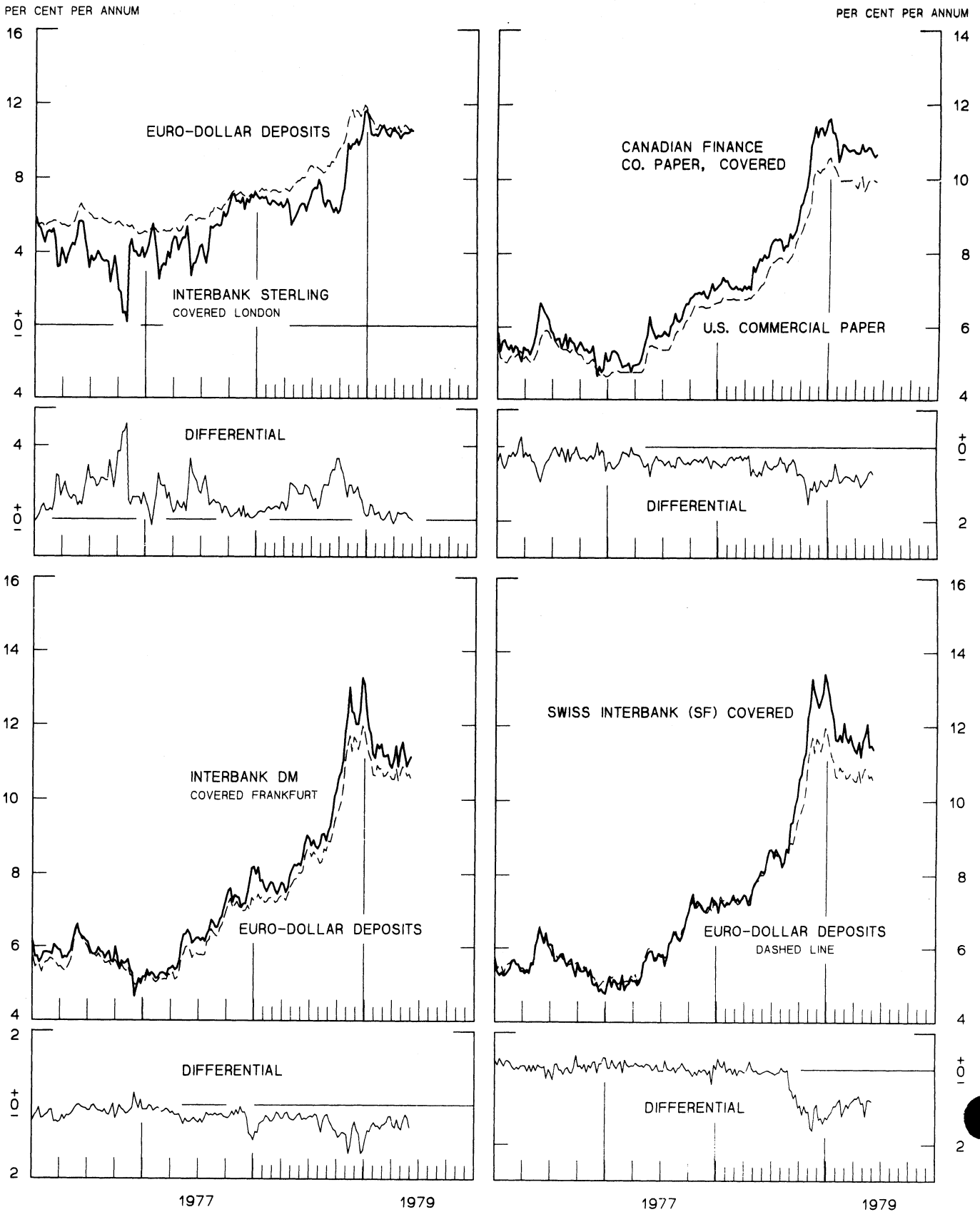
1977

1979

FAVORS BORROWING IN U. S. IF POSITIVE

INTEREST ARBITRAGE: 3-MONTH FUNDS

DIFFERENTIAL: PLUS(+), INDICATES FAVOR DOLLAR ASSETS
AVERAGES FOR WEEK ENDING WEDNESDAY



LONG-TERM GOVERNMENT BOND YIELDS

WEEKLY SERIES

PER CENT PER ANNUM

PER CENT PER ANNUM

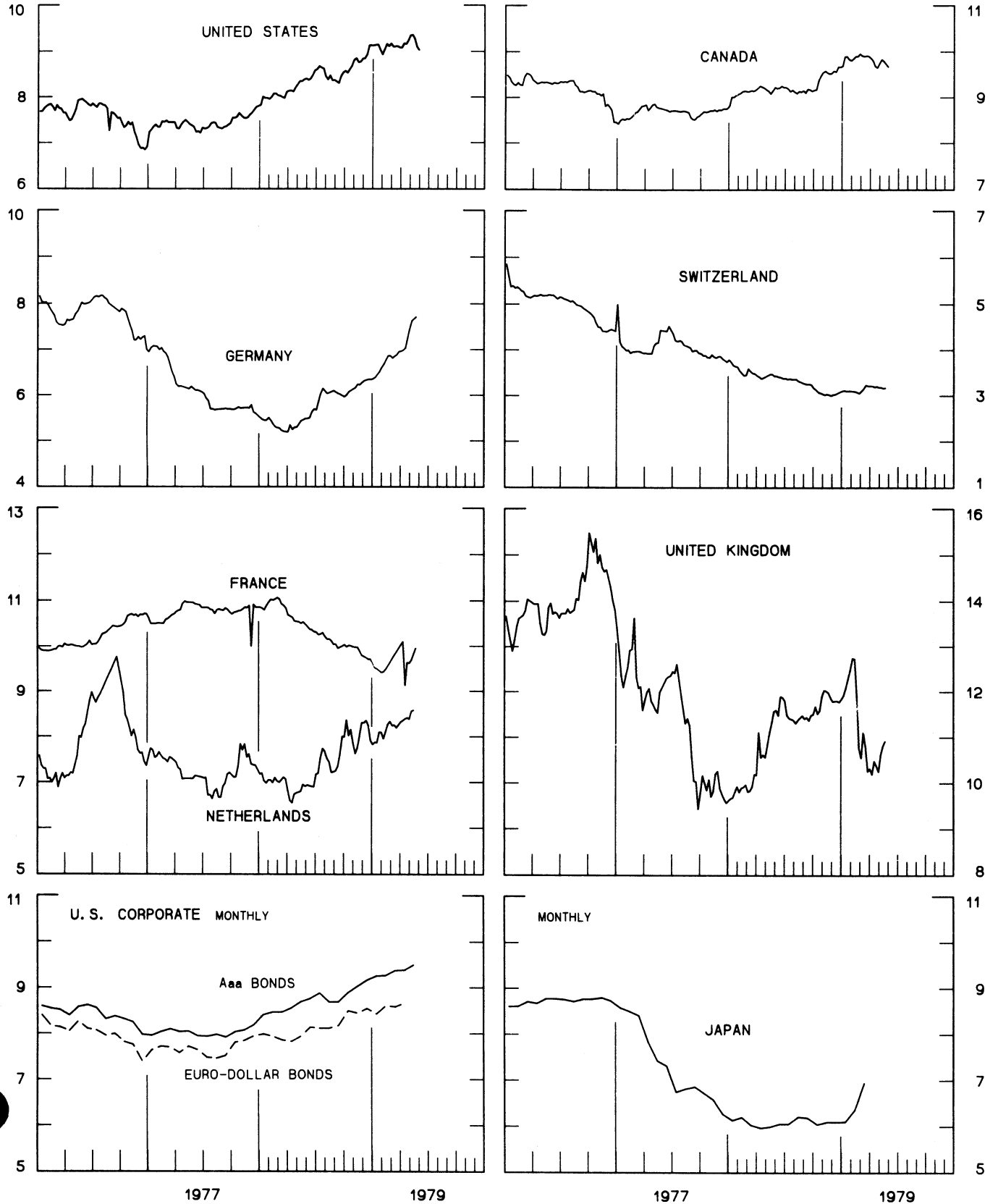
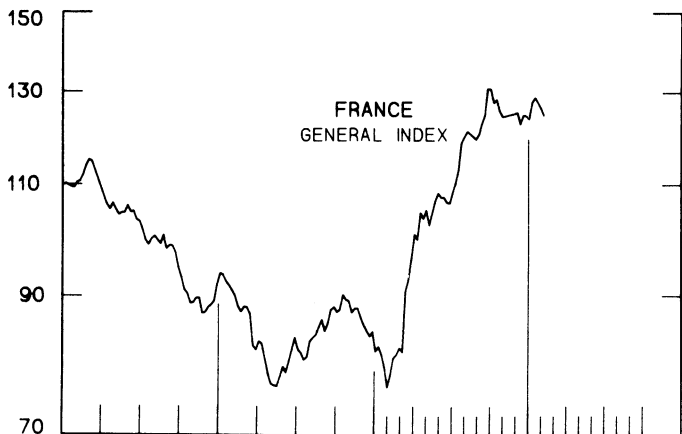
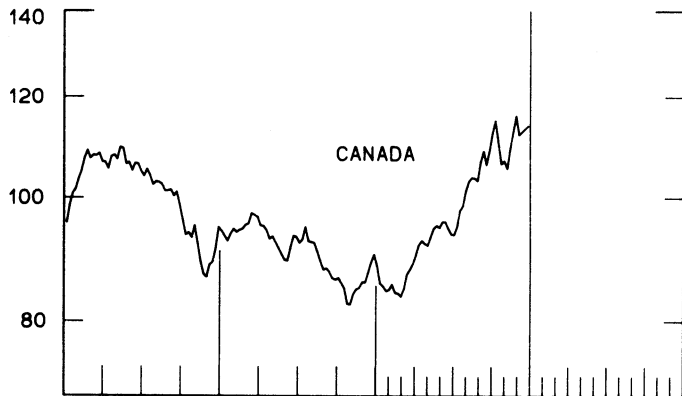
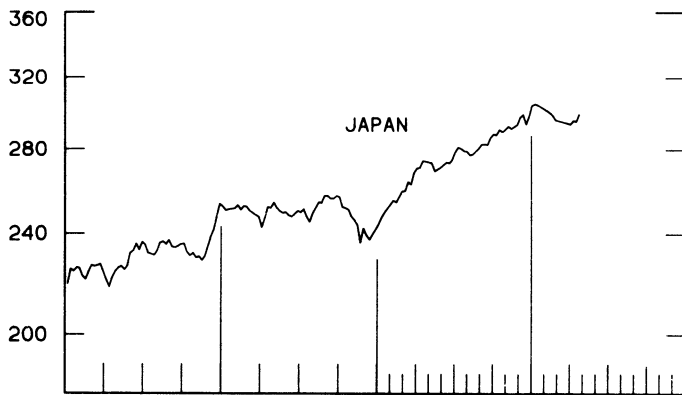
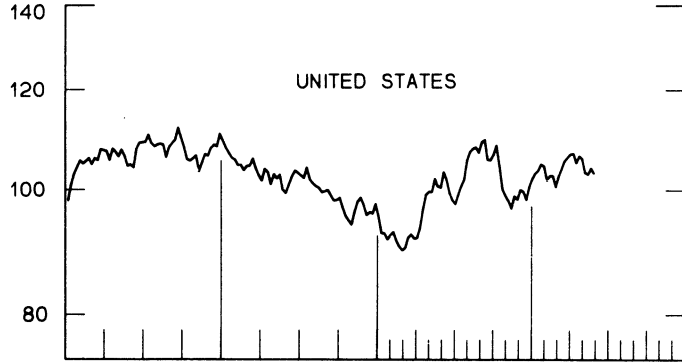


CHART 10
INDUSTRIAL STOCK INDICES
 WEEKLY SERIES

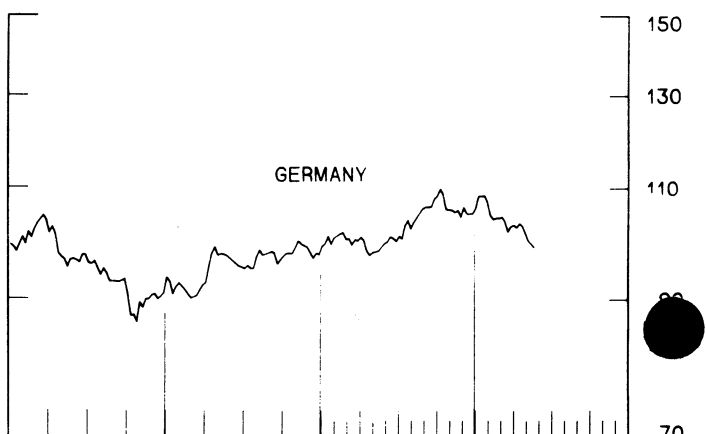
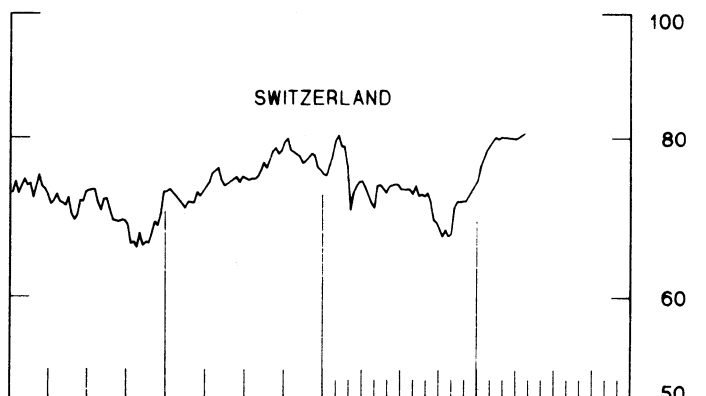
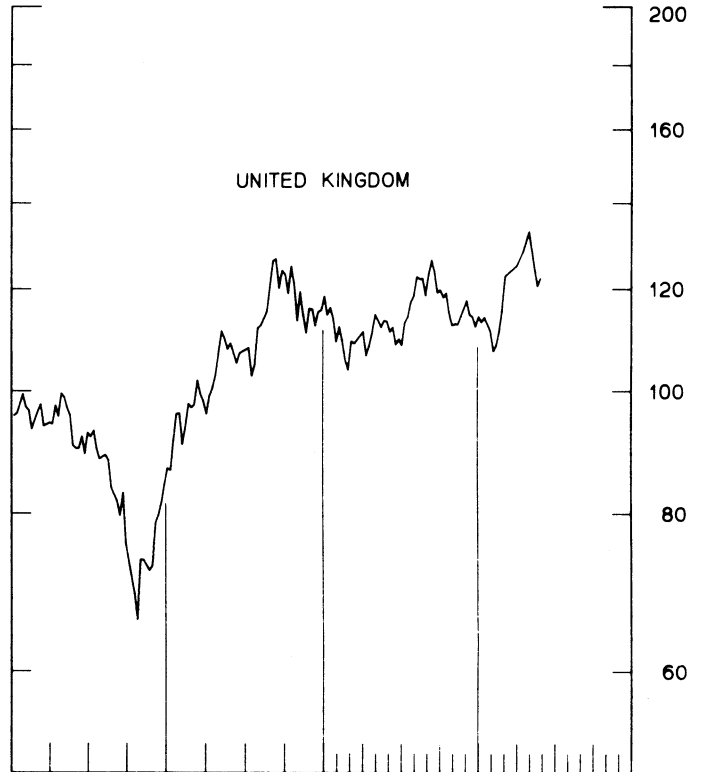
RATIO SCALE
 1969=100



1977

1979

RATIO SCALE
 1969=100



1977

1979

SERIES NAME

LAST VALUE PLOTTED
DATE VALUE

CHART 1. SPOT EXCHANGE RATES AND INDICES

WEEKLY AVERAGES, NOON BUYING RATES (U.S. CENTS)

GERMAN MARK	JUNE 6	52.24
JAPANESE YEN	JUNE 6	0.45336
DUTCH GUILDER	JUNE 6	47.69
U.K. POUND	JUNE 6	207.49
CANADIAN DOLLAR	JUNE 6	85.44
FRENCH FRANC	JUNE 6	22.60
SWISS FRANC	JUNE 6	57.67
BELGIAN FRANC	JUNE 6	3.24950
ITALIAN LIRA	JUNE 6	0.11704

INDICES, MARCH 1973 BASE RATES = 100

GERMAN MARK	JUNE 6	146.95
JAPANESE YEN	JUNE 6	118.70
DUTCH GUILDER	JUNE 6	136.91
U.K. POUND	JUNE 6	83.92
CANADIAN DOLLAR	JUNE 6	85.16
FRENCH FRANC	JUNE 6	101.82
SWISS FRANC	JUNE 6	185.54
BELGIAN FRANC	JUNE 6	128.05
ITALIAN LIRA	JUNE 6	66.49

WEIGHTED AVERAGE EXCHANGE VALUE INDICES, MAR 1973 = 100
(G-10 COUNTRIES PLUS SWITZERLAND)

U.S. DOLLAR	JUNE 6	90.71
GERMAN MARK	JUNE 6	144.57
JAPANESE YEN	JUNE 6	111.19
DUTCH GUILDER	JUNE 6	128.91
U.K. POUND	JUNE 6	75.72
CANADIAN DOLLAR	JUNE 6	77.43
FRENCH FRANC	JUNE 6	93.66
SWISS FRANC	JUNE 6	174.74
BELGIAN FRANC	JUNE 6	119.66
ITALIAN LIRA	JUNE 6	59.33
SWEDISH KRONA	JUNE 6	93.31

CHART 2. 3-MONTH FORWARD EXCHANGE RATES, PREMIUM OR DISCOUNT

CANADIAN DOLLAR	JUNE 6	-0.68
U.K. POUND	JUNE 6	-1.22
GERMAN MARK	JUNE 6	4.71
FRENCH FRANC	JUNE 6	-0.54
SWISS FRANC	JUNE 6	9.38
DUTCH GUILDER	JUNE 6	1.65
JAPANESE YEN	JUNE 6	5.45
ITALIAN LIRA	JUNE 6	-2.26

SERIES NAME	LAST VALUE PLOTTED	
	DATE	VALUE
CHART 3. GOLD PRICE IN LONDON, AFTERNOON FIXING		
U.S. DOLLARS PER FINE OUNCE	JUNE 6	275.45
CHART 4. CALL MONEY RATES		
U.S. FEDERAL FUNDS	JUNE 6	10.23
OVERNIGHT EURO-DOLLAR DEPOSITS	JUNE 6	10.47
U.K. 2-DAY LOCAL AUTHORITY DEPOSITS	JUNE 1	11.50
CANADA	JUNE 1	10.60
GERMANY	JUNE 1	5.50
EURC-DM	JUNE 1	5.15
JAPAN	JUNE 1	5.25
FRANCE	JUNE 1	7.88
NETHERLANDS	MAY 18	6.70
EURO-SWISS FRANC	JUNE 1	4.47
CHART 5. 3-MONTH INTEREST RATES		
U.S. 90-DAY CD'S, SECONDARY MARKET	JUNE 6	10.09
GERMAN INTERBANK LOAN	JUNE 6	6.42
JAPANESE BANK LOANS & DISCOUNTS	JUNE 6	5.25
CANADIAN FINANCE PAPER	JUNE 6	11.33
INTERBANK STERLING	JUNE 6	11.79
SWISS INTERBANK LOAN	JUNE 6	2.00
WEIGHTED AVERAGE FOREIGN INTEREST RATE (G-10 COUNTRIES PLUS SWITZERLAND)	JUNE 6	7.73
CHART 6. EURO-DOLLAR DEPOSIT RATES: LONDON		
OVERNIGHT	JUNE 6	10.47
7-DAY	JUNE 6	10.29
1-MONTH	JUNE 6	10.36
3-MONTH	JUNE 6	10.53
6-MONTH	JUNE 6	10.65
1-YEAR	JUNE 6	10.43
CHART 7. SELECTED EURO-DOLLAR AND U.S. MONEY MARKET RATES		
OVERNIGHT EURO-DOLLAR DEPOSITS	JUNE 6	10.47
U.S. FEDERAL FUNDS	JUNE 6	10.23
DIFFERENTIAL ADJ. FOR RESERVE REQUIREMENTS	JUNE 6	0.24
3-MONTH EURO-DOLLAR DEPOSIT RATE	JUNE 6	10.53
U.S. 90-DAY CD'S, SECONDARY MARKET	JUNE 6	10.09
DIFFERENTIAL	JUNE 6	0.44

SERIES NAME

LAST VALUE PLOTTED
DATE VALUE

CHART 8. INTEREST ARBITRAGE, 3-MONTH FUNDS

EURO-DOLLAR DEPOSIT	JUNE 6	10.53
INTERBANK STERLING (LONDON), COVERED	JUNE 6	10.56
DIFFERENTIAL	JUNE 6	-0.04
U.S. COMMERCIAL PAPER	JUNE 6	9.92
CANADIAN FINANCE PAPER, COVERED	JUNE 6	10.65
DIFFERENTIAL	JUNE 6	-0.73
EURO-DOLLAR DEPOSIT	JUNE 6	10.53
INTERBANK DM (FRANKFURT), COVERED	JUNE 6	11.14
DIFFERENTIAL	JUNE 6	-0.61
EURO-DOLLAR DEPOSIT	JUNE 6	10.53
SWISS INTERBANK, COVERED	JUNE 6	11.38
DIFFERENTIAL	JUNE 6	-0.85

CHART 9. LONG TERM GOVERNMENT BOND YIELDS

UNITED STATES	JUNE 1	9.04
GERMANY	MAY 25	7.72
JAPAN (MONTHLY)	MAY	7.76
SWITZERLAND	MAY 25	3.18
CANADA	JUNE 1	9.68
FRANCE	MAY 25	9.96
NETHERLANDS	MAY 18	8.59
UNITED KINGDOM	MAY 25	10.93

U.S. CORPORATE

AAA BONDS	MAY	9.50
EURO-DM BONDS	DEC.	6.63
EURO-DOLLAR BONDS	APRIL	8.67

CHART 10. INDUSTRIAL STOCK INDICES

UNITED STATES	JUNE 1	103.16
JAPAN	APRIL 27	298.87
CANADA	DEC. 29	113.81
FRANCE	FEB. 9	124.62
UNITED KINGDOM	JUNE 1	122.32
SWITZERLAND	APRIL 27	80.65
GERMANY	MAY 25	98.69



FEDERAL RESERVE statistical release

H.10(512)

JUNE 12, 1979

FOREIGN EXCHANGE RATES

FOR THE WEEK ENDING JUNE 8, 1979

The Board of Governors of the Federal Reserve System is advised that the Federal Reserve Bank of New York has certified for customs purposes the following noon buying rate in New York City for cable transfers payable in foreign currencies:

COUNTRY	MONETARY UNIT	(RATE U.S. CENTS)				
		JUNE 4	JUNE 5	JUNE 6	JUNE 7	JUNE 8
AUSTRALIA	DOLLAR	110.7000	110.6600	110.5300	110.5500	110.5400
AUSTRIA	SCHILLING	7.09220	7.10858	7.08090	7.10227	7.09975
BELGIUM	FRANC	3.24886	3.24992	3.24675	3.25521	3.25415
CANADA	DOLLAR	85.0774	85.1137	85.1572	84.8897	85.0702
DENMARK	KRONE	18.1159	18.1159	18.0864	18.1422	18.1159
FINLAND	MARKKA	24.9563	24.9594	24.9719	25.0438	25.0156
FRANCE	FRANC	22.6295	22.5734	22.5784	22.5989	22.5784
GERMANY	D. MARK	52.3095	52.1512	52.1812	52.3478	52.3149
INDIA	RUPEE	12.2600	12.2600	12.2600	12.2600	12.2400
IRELAND	POUND	196.4500	197.4500	196.6500	196.6000	197.1000
ITALY	LIPA	0.11706	0.11716	0.11703	0.11723	0.11720
JAPAN	YEN	0.45506	0.45218	0.45382	0.45548	0.45746
MALAYSIA	DOLLAR	44.9438	45.0045	44.9438	44.9944	45.0450
MEXICO	PFSD	4.3783	4.3783	4.3764	4.3764	4.3783
NETHERLANDS	GUILDER	47.7669	47.6417	47.6531	47.8126	47.7372
NEW ZEALAND	DOLLAR	104.5000	104.4400	104.3800	104.2300	104.2000
NORWAY	KRONE	19.3125	19.2827	19.2715	19.3050	19.2382
PORTUGAL	ESCUDO	2.0040	2.0036	2.0020	2.0040	2.0040
SOUTH AFRICA	RAND	118.4500	118.5000	118.3800	118.3500	118.3000
SPAIN	PESETA	1.5142	1.5122	1.5113	1.5110	1.5117
SRI LANKA	RUPEE	6.4250	6.4250	6.4250	6.4250	6.4000
SWEDEN	KRONA	22.8493	22.7998	22.8076	22.8206	22.7946
SWITZERLAND	FRANC	57.8503	57.6103	57.5937	57.8302	57.7968
UNITED KINGDOM	POUND	207.6800	208.0000	207.3800	206.4500	206.2000