

S-440

(516/517)

DATA FILE
LIBRARY
FEDERAL RESERVE BANK
OF CHICAGO

LIBRARY
JUN 11 1979
FEDERAL RESERVE
BANK OF CHICAGO

Selected Interest & Exchange Rates

Weekly Series of Charts

June 4, 1979

Prepared by the
FINANCIAL MARKETS
SECTION

DIVISION OF
INTERNATIONAL FINANCE

BOARD OF GOVERNORS
FEDERAL RESERVE SYSTEM
Washington, D.C. 20551

Table of Contents

TABLES

1. LATEST FIGURES PLOTTED
2. DAILY CERTIFIED SPOT EXCHANGE RATES--H.10 RELEASE

CHARTS

1. SPOT EXCHANGE RATE INDICES
2. 3-MONTH FORWARD EXCHANGE RATES
3. GOLD PRICE--LONDON
4. CALL MONEY RATES
5. 3-MONTH INTEREST RATES
6. EURO-DOLLAR DEPOSIT RATES
7. SELECTED EURO-DOLLAR AND U.S. MONEY MARKET RATES
8. INTEREST ARBITRAGE: 3-MONTH FUNDS
9. LONG-TERM GOVERNMENT BOND YIELDS
10. INDUSTRIAL STOCK INDICES

SUBSCRIPTION RATES:

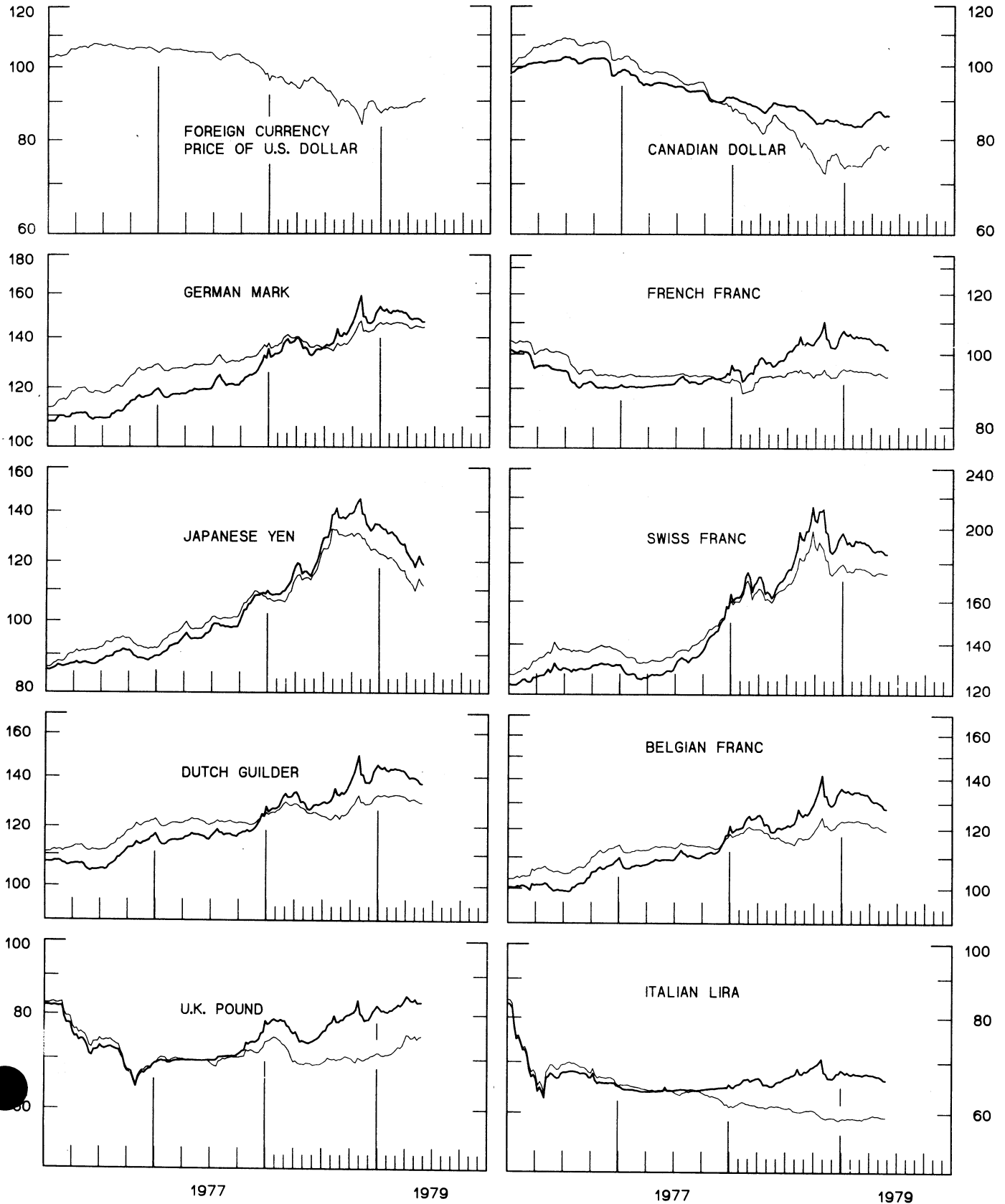
Weekly \$15.00 per year or \$.40 each in the United States, its possessions, Canada, and Mexico; 10 or more of the same issue to one address, \$13.50 per year or \$.35 each. Elsewhere, \$20.00 per year or \$.50 each. Address requests to Publications Services, Division of Administrative Services, and make payment remittance payable to the order of the Board of Governors of the Federal Reserve System in a form collectible at par in U.S. Currency.

SPOT EXCHANGE INDICES

DOLLAR PRICES OF FOREIGN CURRENCIES AND WEIGHTED AVERAGE VALUES (THIN LINE)
AVERAGES FOR WEEK ENDING WEDNESDAY

RATIO SCALE
MARCH 1973=100

RATIO SCALE
MARCH 1973=100



1977

1979

1977

1979

CHART 2
3-MONTH FORWARD EXCHANGE RATES

PREMIUM (+) OR (-)
 AVERAGES FOR WEEK ENDING WEDNESDAY

PER CENT PER ANNUM

PER CENT PER ANNUM

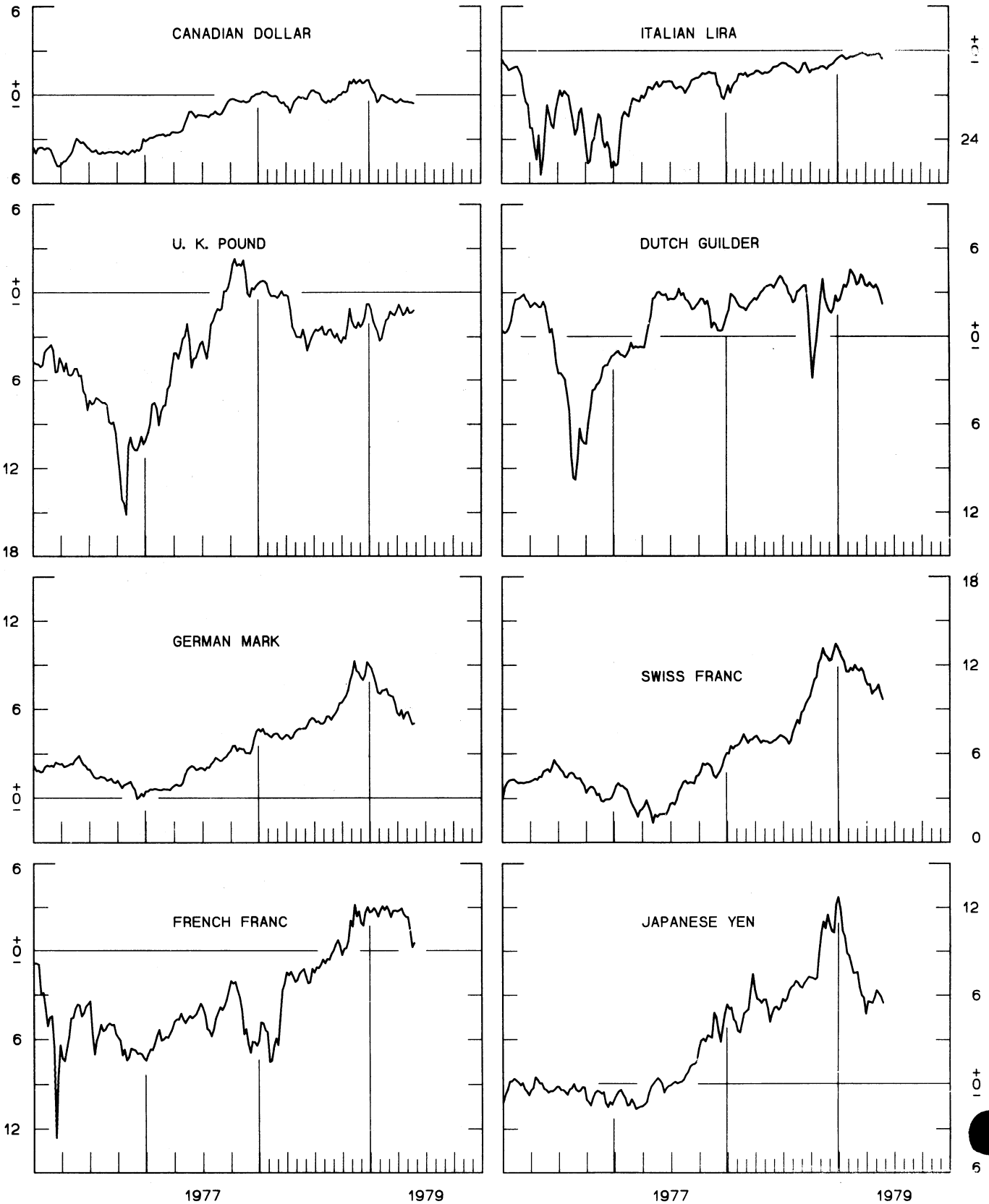
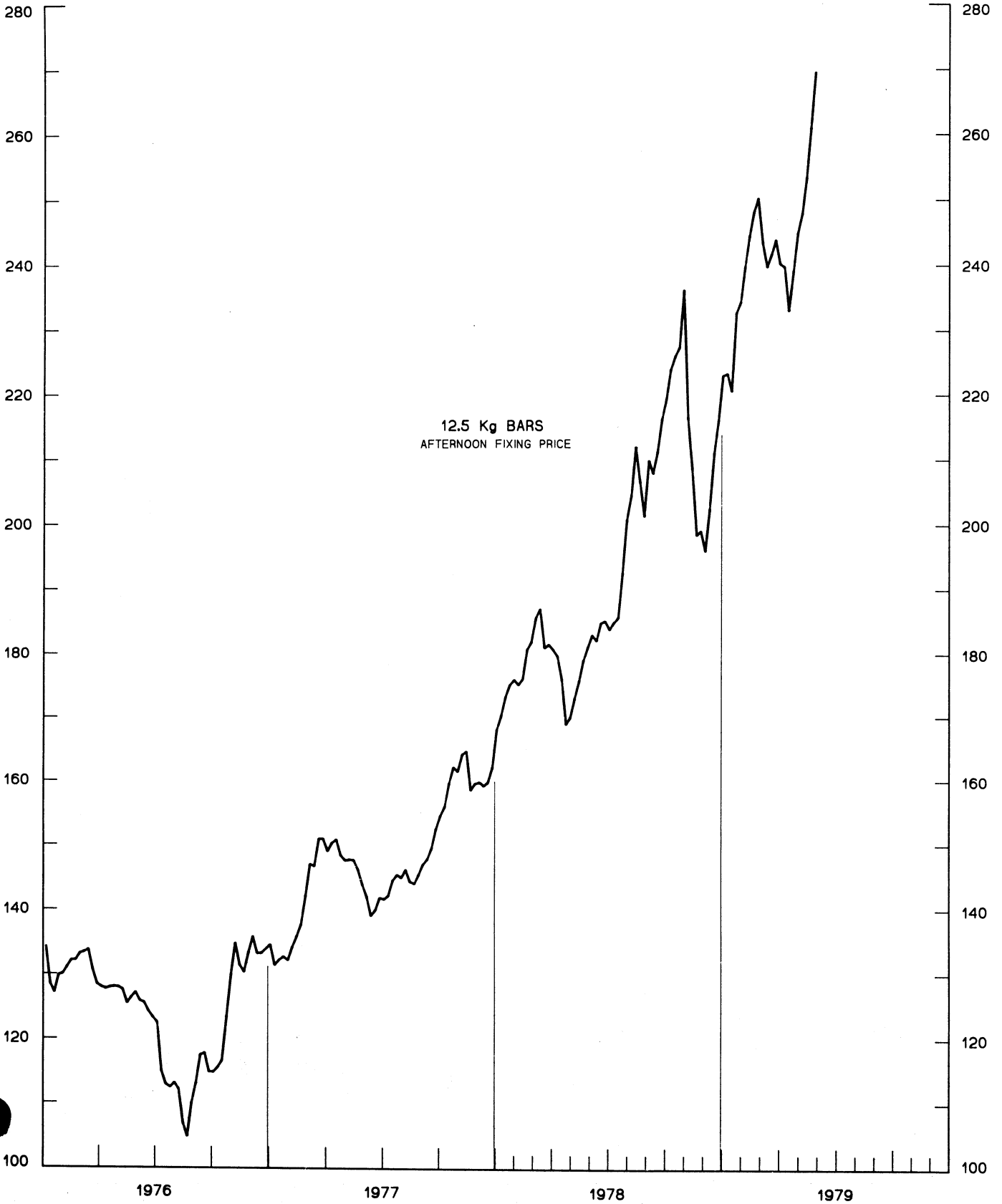


CHART 3
PRICE OF GOLD IN LONDON
AVERAGES FOR WEEK ENDING WEDNESDAY

U.S. DOLLARS PER FINE OUNCE

U.S. DOLLARS PER FINE OUNCE



12.5 Kg BARS
AFTERNOON FIXING PRICE

CHART 4
CALL MONEY RATES
 WEEKLY SERIES

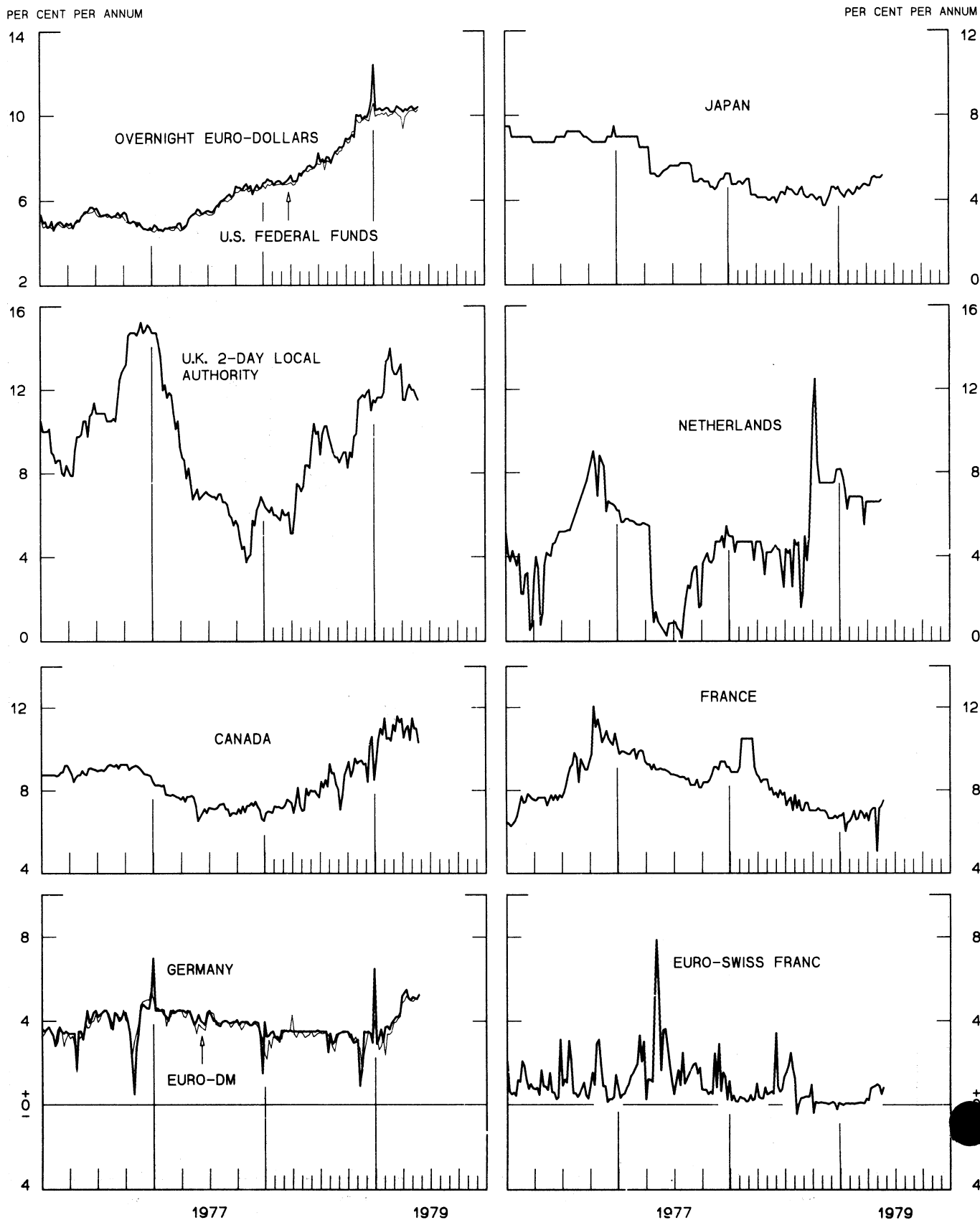
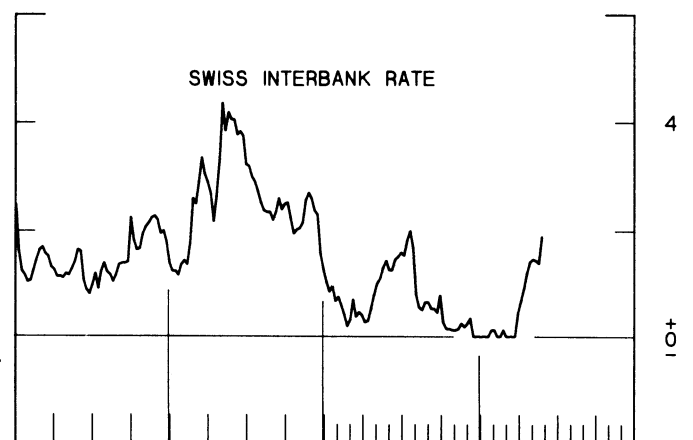
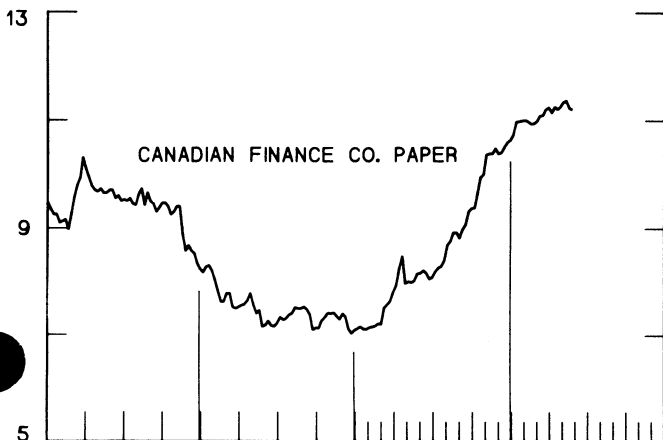
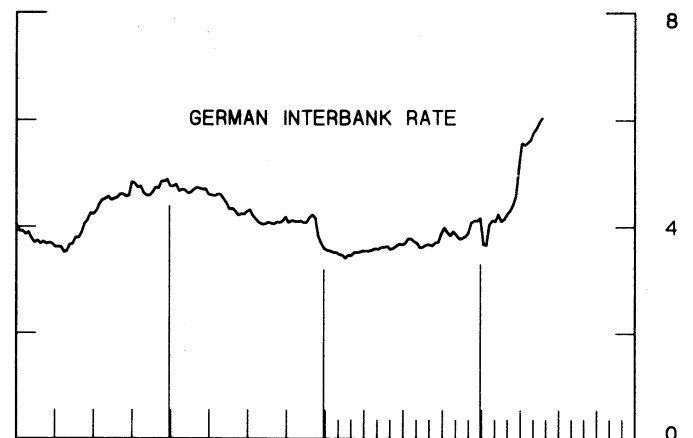
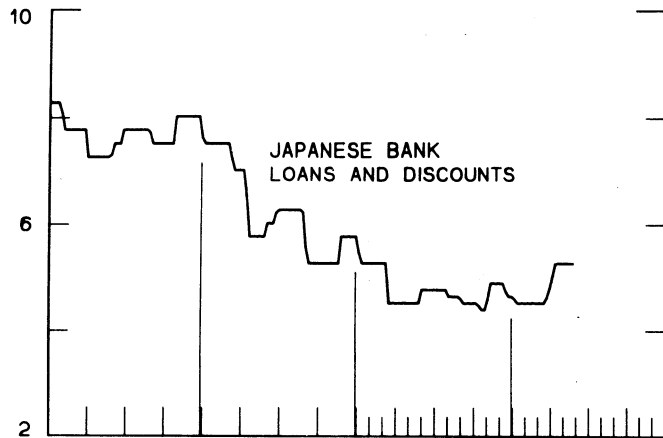
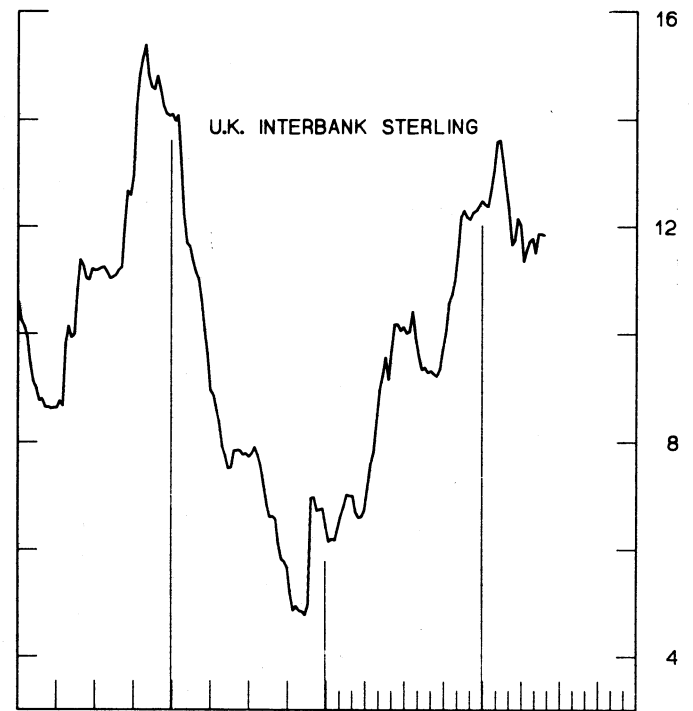
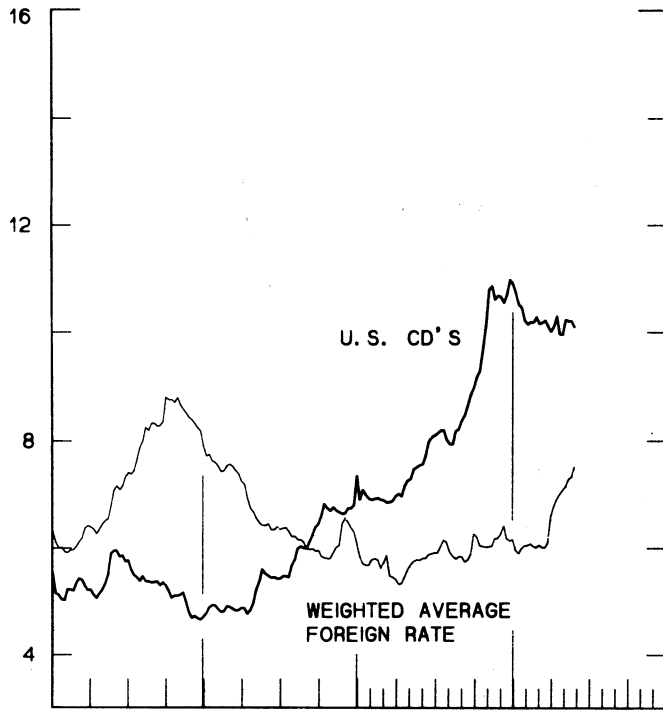


CHART 5
3-MONTH INTEREST RATES
 WEEKLY SERIES

PER CENT PER ANNUM

PER CENT PER ANNUM



1977

1979

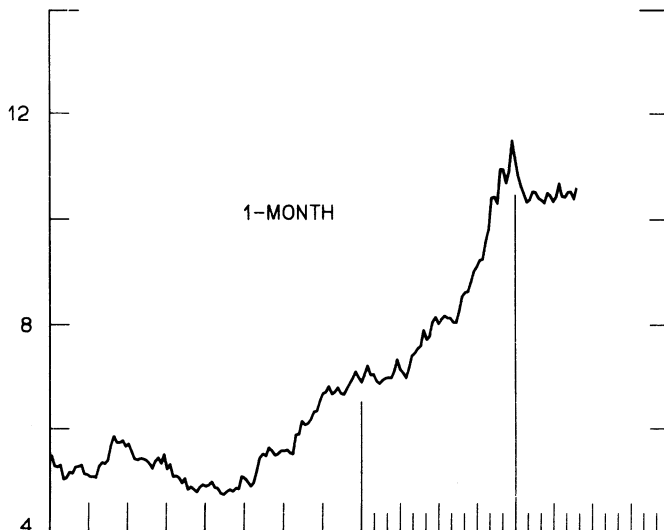
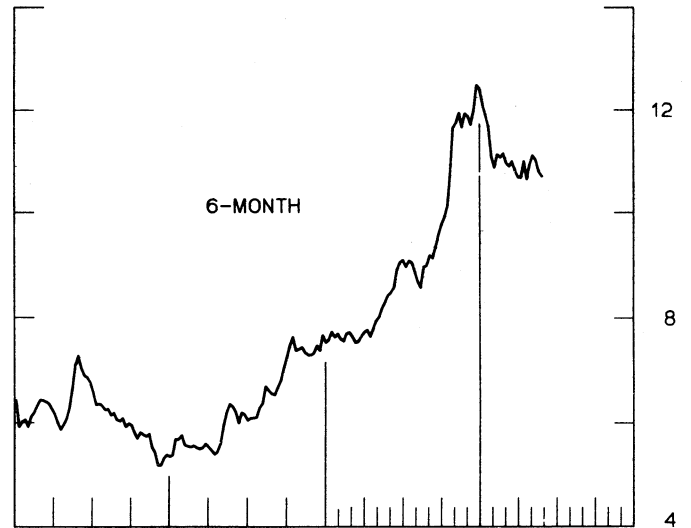
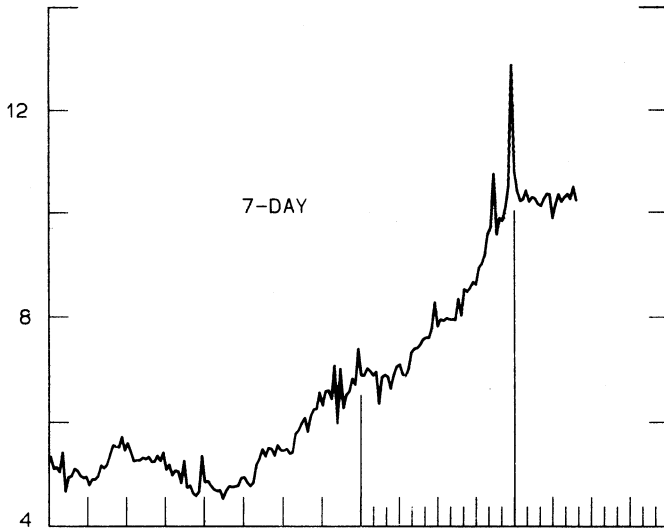
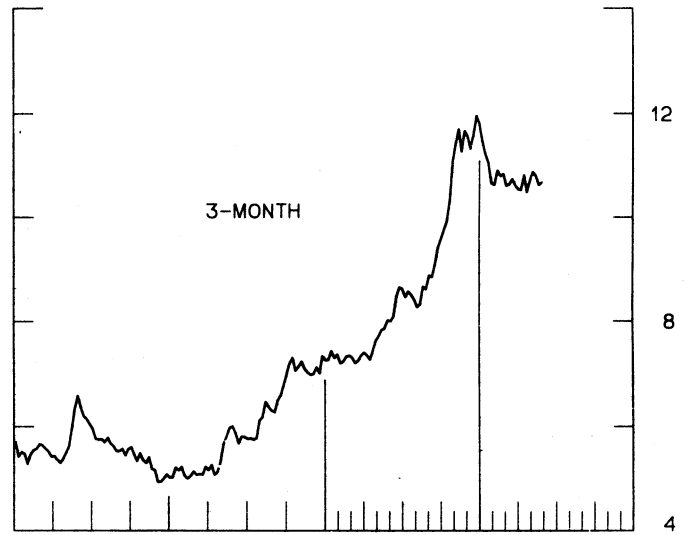
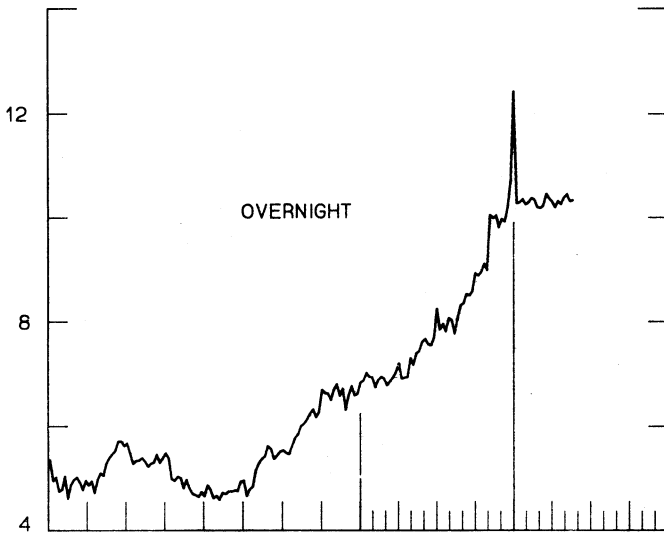
1977

1979

CHART 6
EURO-DOLLAR DEPOSIT RATES LONDON
AVERAGES FOR WEEK ENDING WEDNESDAY

PER CENT PER ANNUM

PER CENT PER ANNUM



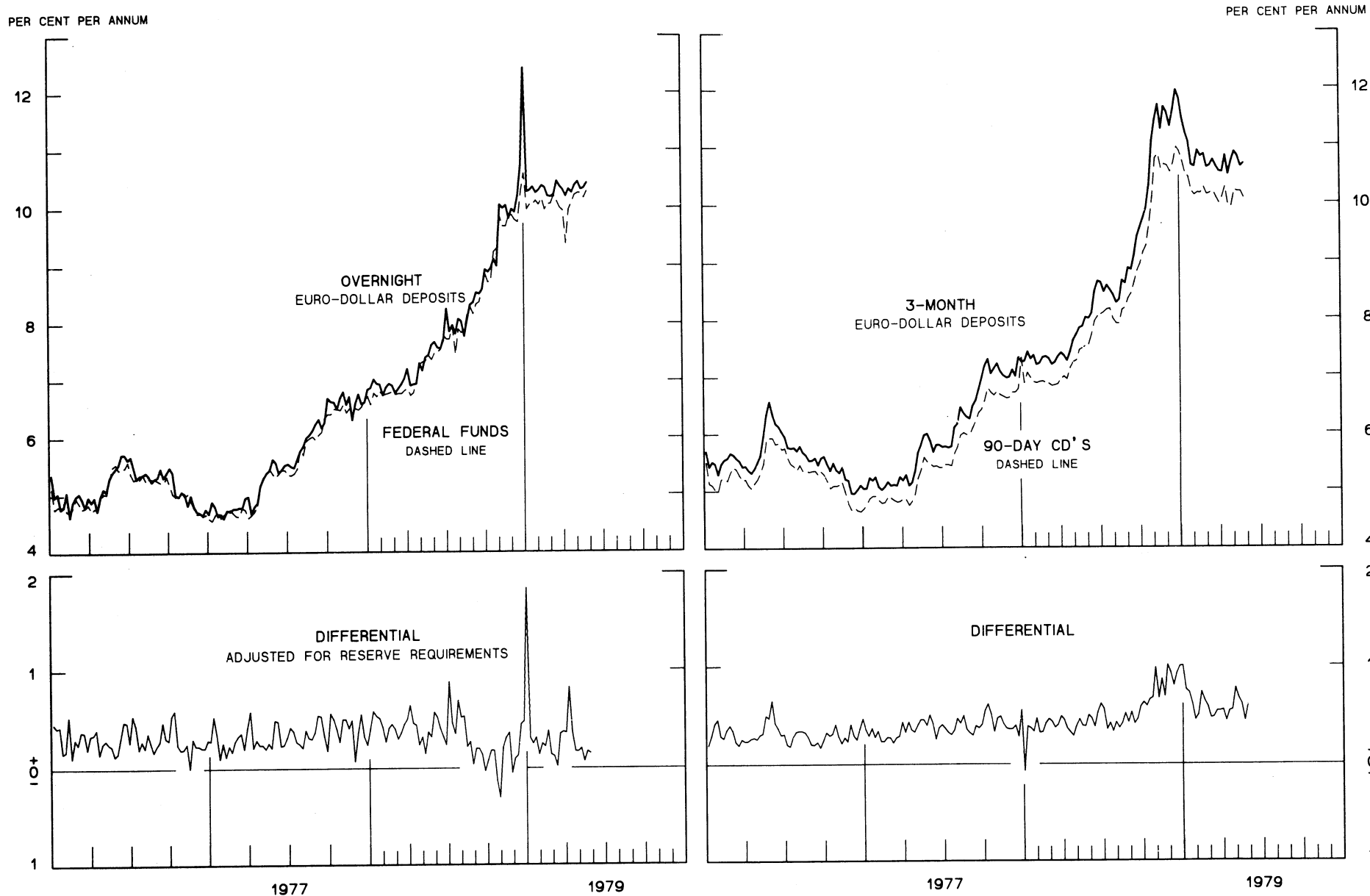
1977

1979

1977

1979

CHART 7
SELECTED EURO-DOLLAR AND U. S. MONEY MARKET RATES
 AVERAGES FOR WEEK ENDING WEDNESDAY



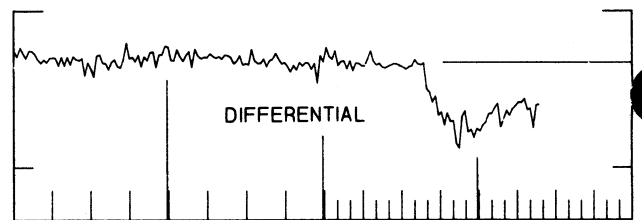
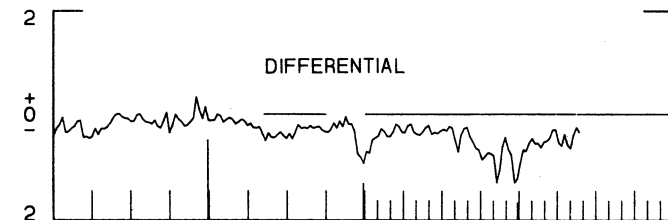
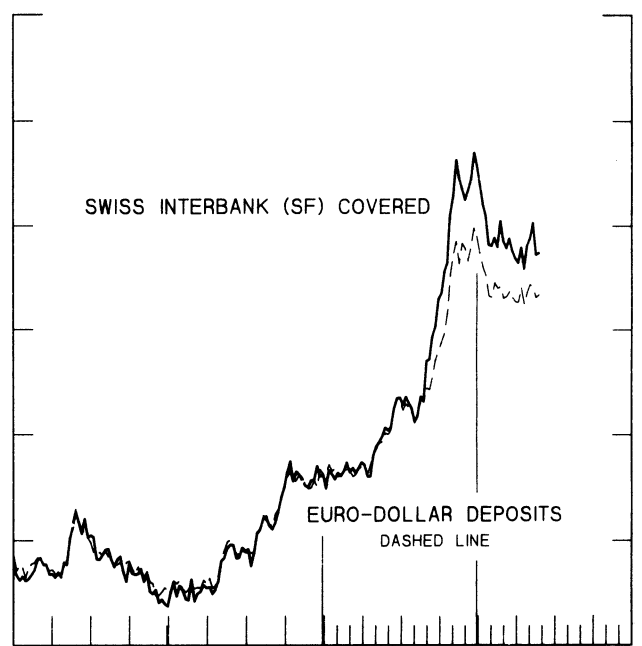
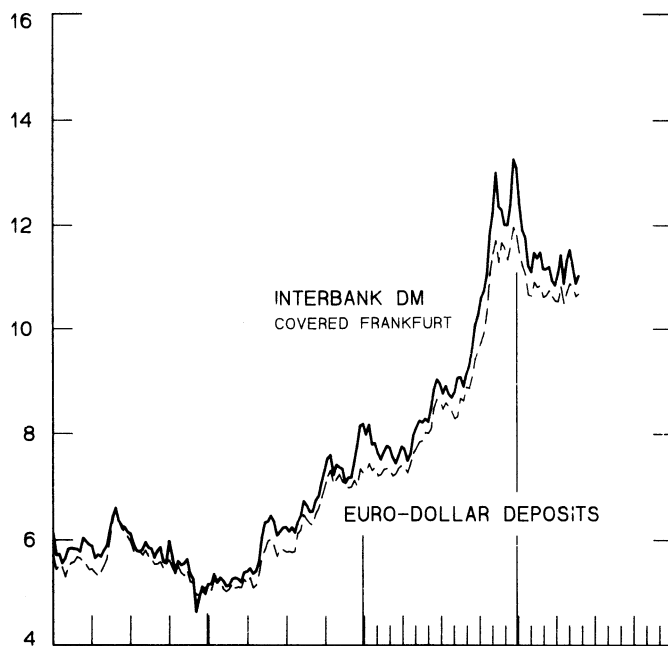
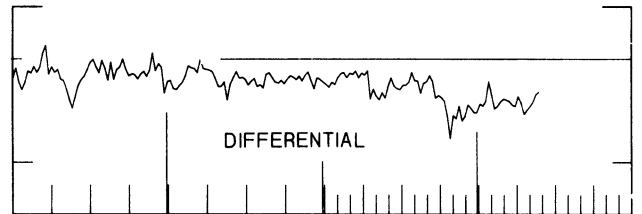
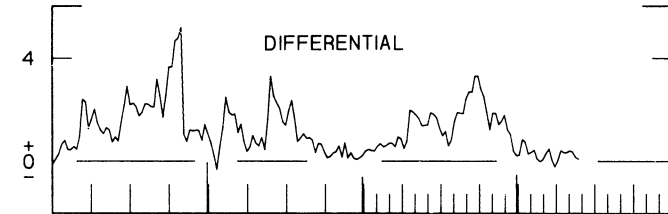
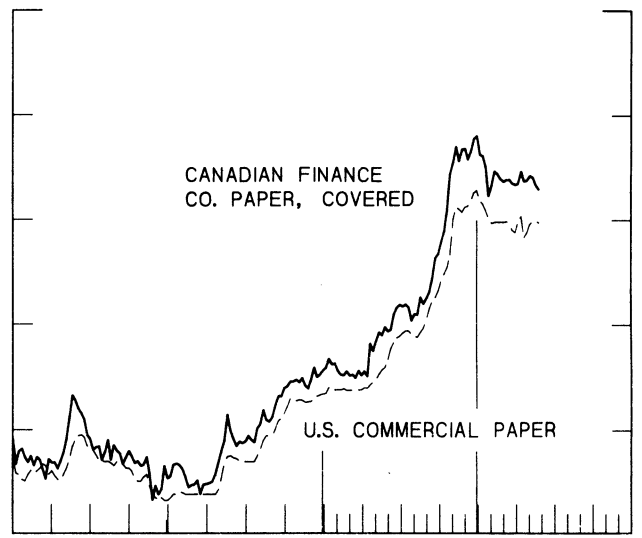
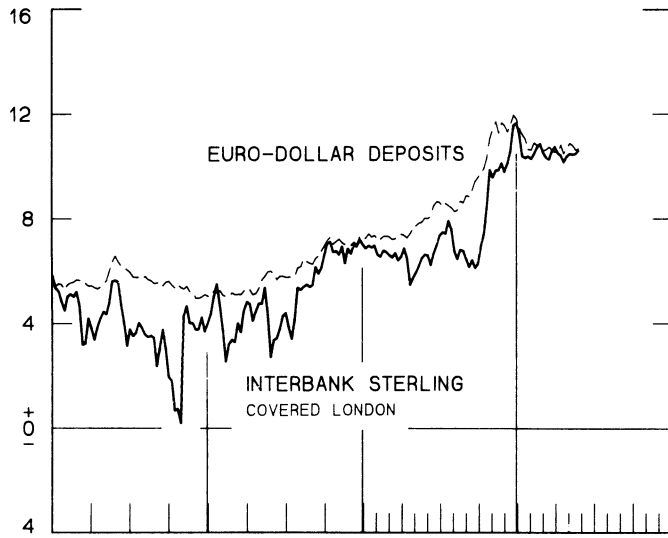
FAVORS BORROWING IN U. S. IF POSITIVE

INTEREST ARBITRAGE: 3-MONTH FUNDS

DIFFERENTIAL: PLUS(+), INDICATES FAVOR DOLLAR ASSETS
AVERAGES FOR WEEK ENDING WEDNESDAY

PER CENT PER ANNUM

PER CENT PER ANNUM



1977

1979

1977

1979

CHART 9
LONG-TERM GOVERNMENT BOND YIELDS
 WEEKLY SERIES

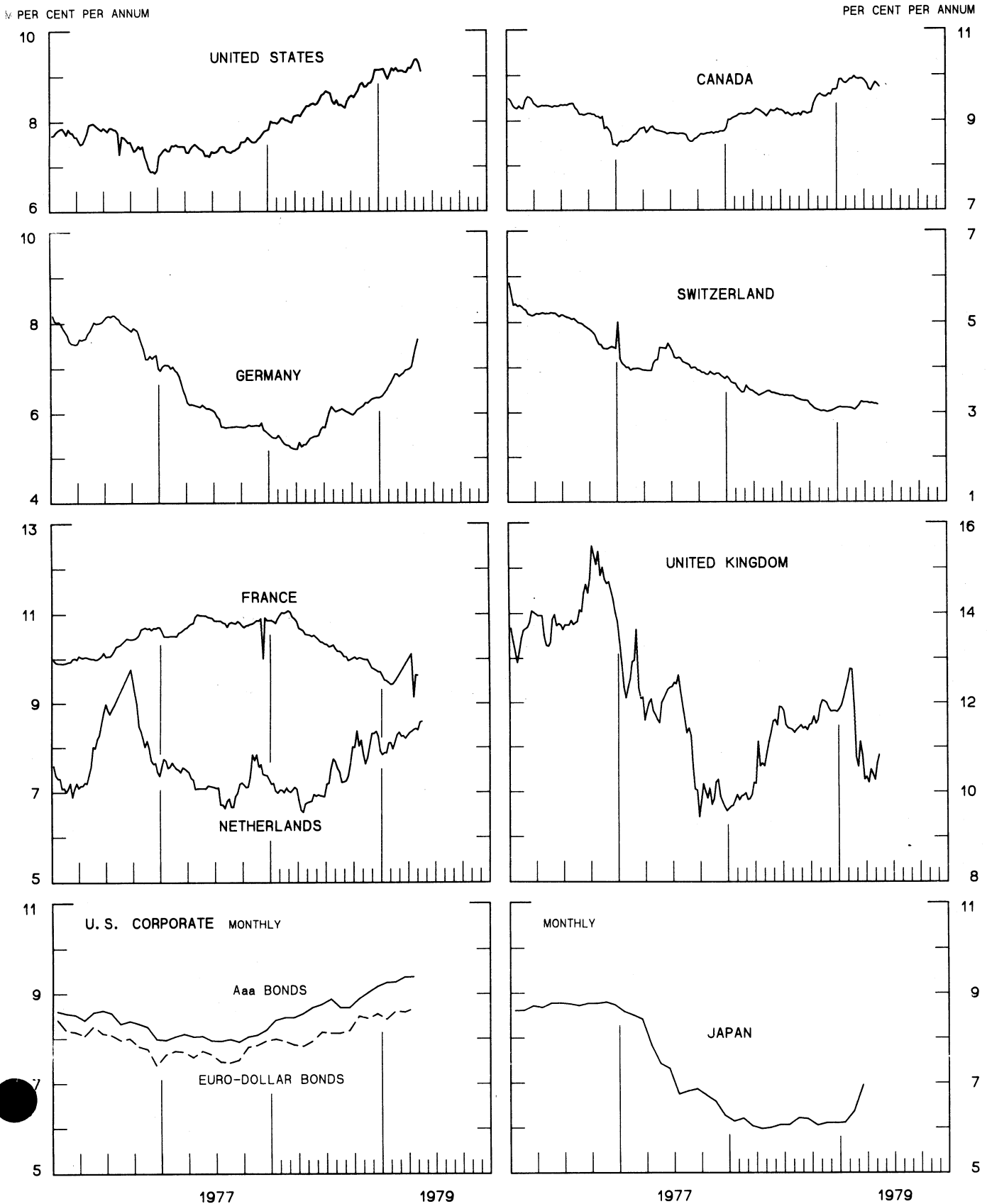
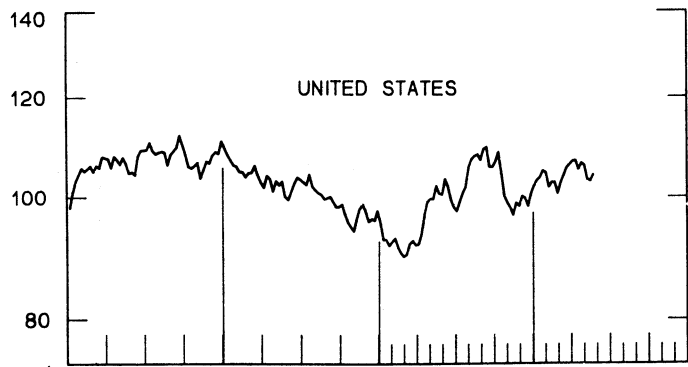
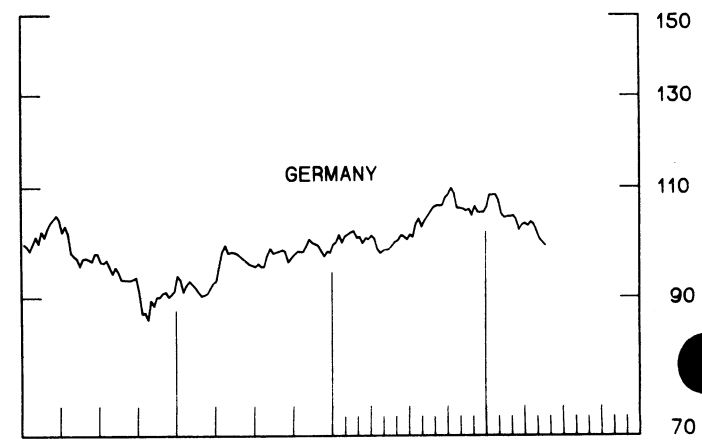
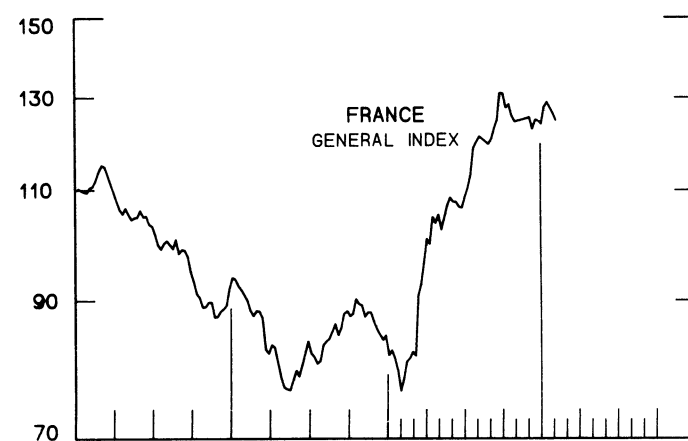
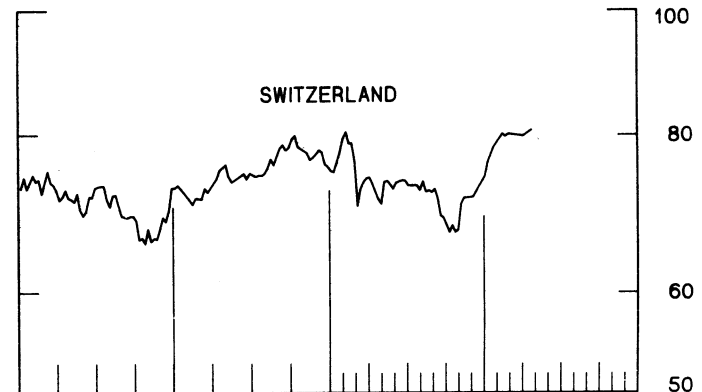
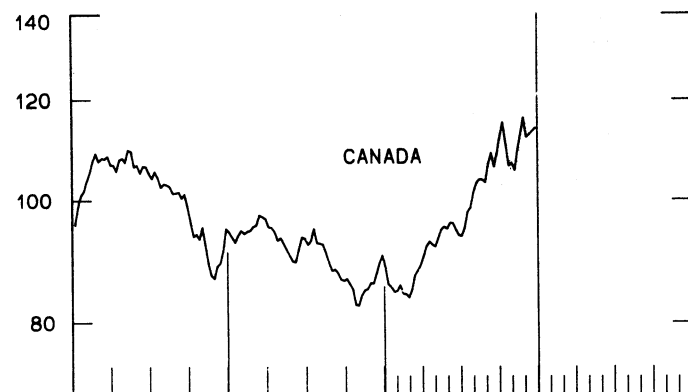
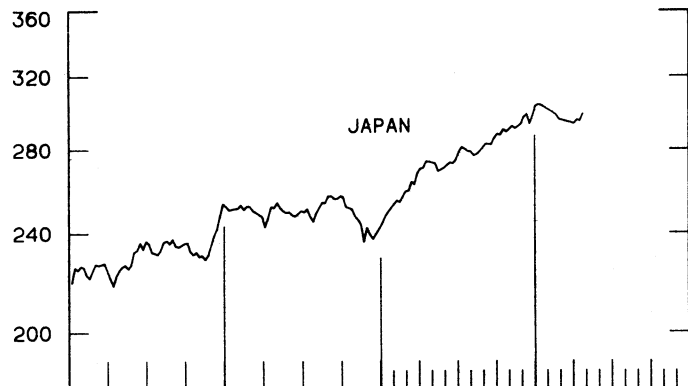
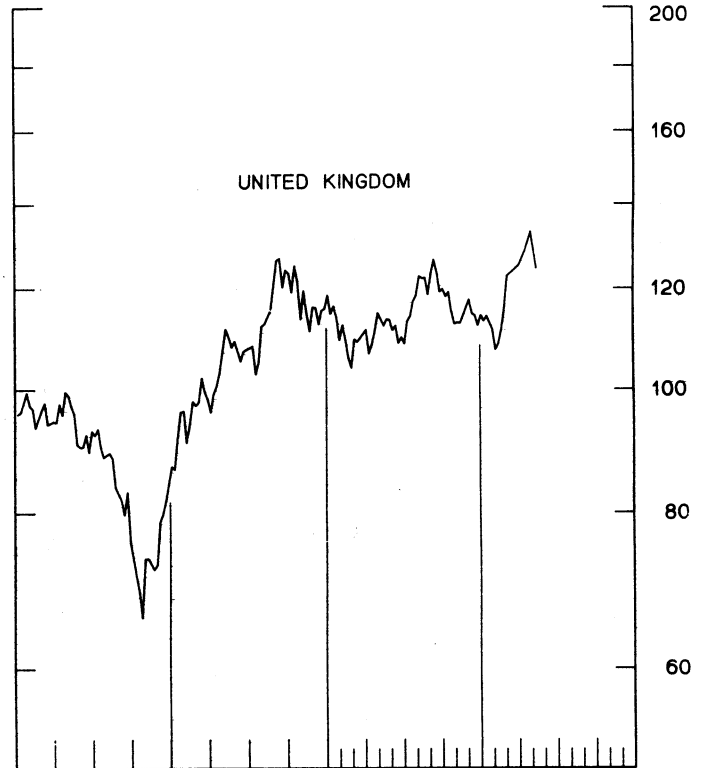


CHART 10
INDUSTRIAL STOCK INDICES
WEEKLY SERIES

RATIO SCALE
1969=100



RATIO SCALE
1969=100



1977

1979

1977

1979

SERIES NAME

LAST VALUE PLOTTED
DATE VALUE

CHART 1. SPOT EXCHANGE RATES AND INDICES

WEEKLY AVERAGES, NOON BUYING RATES (U.S. CENTS)

GERMAN MARK	MAY 30	52.15
JAPANESE YEN	MAY 30	0.45410
DUTCH GUILDER	MAY 30	47.73
U.K. POUND	MAY 30	205.28
CANADIAN DOLLAR	MAY 30	86.35
FRENCH FRANC	MAY 30	22.52
SWISS FRANC	MAY 30	57.56
BELGIAN FRANC	MAY 30	3.24268
ITALIAN LIRA	MAY 30	0.11674

INDICES, MARCH 1973 BASE RATES = 100

GERMAN MARK	MAY 30	146.71
JAPANESE YEN	MAY 30	118.90
DUTCH GUILDER	MAY 30	137.03
U.K. POUND	MAY 30	83.03
CANADIAN DOLLAR	MAY 30	86.07
FRENCH FRANC	MAY 30	101.47
SWISS FRANC	MAY 30	185.19
BELGIAN FRANC	MAY 30	127.78
ITALIAN LIRA	MAY 30	66.31

WEIGHTED AVERAGE EXCHANGE VALUE INDICES, MAR 1973 = 100
(G-10 COUNTRIES PLUS SWITZERLAND)

U.S. DOLLAR	MAY 30	90.83
GERMAN MARK	MAY 30	144.48
JAPANESE YEN	MAY 30	111.52
DUTCH GUILDER	MAY 30	129.17
U.K. POUND	MAY 30	74.91
CANADIAN DOLLAR	MAY 30	78.40
FRENCH FRANC	MAY 30	93.41
SWISS FRANC	MAY 30	174.39
BELGIAN FRANC	MAY 30	119.52
ITALIAN LIRA	MAY 30	59.24
SWEDISH KRONA	MAY 30	93.28

CHART 2. 3-MONTH FORWARD EXCHANGE RATES, PREMIUM OR DISCOUNT

CANADIAN DOLLAR	MAY 30	-0.59
U.K. POUND	MAY 30	-1.23
GERMAN MARK	MAY 30	5.00
FRENCH FRANC	MAY 30	0.53
SWISS FRANC	MAY 30	9.61
DUTCH GUILDER	MAY 30	2.18
JAPANESE YEN	MAY 30	5.43
ITALIAN LIRA	MAY 30	-2.29

SERIES NAME	LAST VALUE PLOT DATE	VALUE
CHART 3. GOLD PRICE IN LONDON, AFTERNOON FIXING		
U.S. DOLLARS PER FINE OUNCE	MAY 30	269.60
CHART 4. CALL MONEY RATES		
U.S. FEDERAL FUNDS	MAY 30	10.28
OVERNIGHT EURO-DOLLAR DEPOSITS	MAY 30	10.43
U.K. 2-DAY LOCAL AUTHORITY DEPOSITS	MAY 25	11.50
CANADA	MAY 25	10.31
GERMANY	MAY 25	5.25
EURO-DM	MAY 25	5.31
JAPAN	MAY 25	5.19
FRANCE	MAY 25	7.50
NETHERLANDS	MAY 18	6.70
EURO-SWISS FRANC	MAY 25	0.81
CHART 5. 3-MONTH INTEREST RATES		
U.S. 90-DAY CD'S, SECONDARY MARKET	MAY 30	10.08
GERMAN INTERBANK LOAN	MAY 30	6.02
JAPANESE BANK LOANS & DISCOUNTS	MAY 30	5.25
CANADIAN FINANCE PAPER	MAY 30	11.17
INTERBANK STERLING	MAY 30	11.83
SWISS INTERBANK LOAN	MAY 30	1.88
WEIGHTED AVERAGE FOREIGN INTEREST RATE (G-10 COUNTRIES PLUS SWITZERLAND)	MAY 30	7.49
CHART 6. EURO-DOLLAR DEPOSIT RATES: LONDON		
OVERNIGHT	MAY 30	10.43
7-DAY	MAY 30	10.24
1-MONTH	MAY 30	10.61
3-MONTH	MAY 30	10.68
6-MONTH	MAY 30	10.70
1-YEAR	MAY 30	10.55
CHART 7. SELECTED EURO-DOLLAR AND U.S. MONEY MARKET RATES		
OVERNIGHT EURO-DOLLAR DEPOSITS	MAY 30	10.43
U.S. FEDERAL FUNDS	MAY 30	10.28
DIFFERENTIAL ADJ. FOR RESERVE REQUIREMENTS	MAY 30	0.15
3-MONTH EURO-DOLLAR DEPOSIT RATE	MAY 30	10.6
U.S. 90-DAY CD'S, SECONDARY MARKET	MAY 30	10.08
DIFFERENTIAL	MAY 30	0.60

LAST VALUE PLOTTED
DATE VALUE

SERIES NAME

CHART 8. INTEREST ARBITRAGE, 3-MONTH FUNDS

EURO-DOLLAR DEPOSIT	MAY 30	10.68
INTERBANK STERLING (LONDON), COVERED	MAY 30	10.60
DIFFERENTIAL	MAY 30	0.08
U.S. COMMERCIAL PAPER	MAY 30	9.95
CANADIAN FINANCE PAPER, COVERED	MAY 30	10.58
DIFFERENTIAL	MAY 30	-0.64
EURO-DOLLAR DEPOSIT	MAY 30	10.68
INTERBANK DM (FRANKFURT), COVERED	MAY 30	11.03
DIFFERENTIAL	MAY 30	-0.35
EURO-DOLLAR DEPOSIT	MAY 30	10.68
SWISS INTERBANK, COVERED	MAY 30	11.48
DIFFERENTIAL	MAY 30	-0.81

CHART 9. LONG TERM GOVERNMENT BOND YIELDS

UNITED STATES	MAY 25	9.11
GERMANY	MAY 11	7.64
JAPAN (MONTHLY)	MARCH	6.95
SWITZERLAND	MAY 18	3.17
CANADA	MAY 25	9.74
FRANCE	MAY 4	9.63
NETHERLANDS	MAY 18	8.59
UNITED KINGDOM	MAY 18	10.82

U.S. CORPORATE

AAA BONDS	APRIL	9.38
EURO-DM BONDS	DEC.	6.63
EURO-DOLLAR BONDS	APRIL	8.67

CHART 10. INDUSTRIAL STOCK INDICES

UNITED STATES	MAY 25	104.12
JAPAN	APRIL 27	298.87
CANADA	DEC. 29	113.81
FRANCE	FEB. 9	124.62
UNITED KINGDOM	MAY 18	124.39
SWITZERLAND	APRIL 27	80.65
GERMANY	MAY 25	98.69



FEDERAL RESERVE statistical release

H.10(512)

JUNE 5, 1979

FOREIGN EXCHANGE RATES

FOR THE WEEK ENDING JUNE 1, 1979

The Board of Governors of the Federal Reserve System is advised that the Federal Reserve Bank of New York has certified for customs purposes the following noon buying rate in New York City for cable transfers payable in foreign currencies:

COUNTRY	MONETARY UNIT	(RATE U.S. CENTS)				
		MAY 28	MAY 29	MAY 30	MAY 31	JUNE 1
AUSTRALIA	DOLLAR	110.4800	110.2200		110.6000	110.5500
AUSTRIA	SCHILLING	7.06964	7.06464		7.10480	7.08215
BELGIUM	FRANC	3.24254	3.23468		3.25733	3.24465
CANADA	DOLLAR	86.2441	86.3185	H	86.1475	85.7192
DENMARK	KRONE	18.2448	18.1752		18.2216	18.0750
FINLAND	MARKKA	24.9688	24.9408		25.0183	24.9532
FRANCE	FRANC	22.4997	22.5174	D	22.6424	22.5530
GERMANY	D. MARK	52.1268	52.0779		52.3835	52.1567
INDIA	RUPEE	12.1700	12.1700		12.2500	12.2600
IRELAND	POUND	196.2000	195.8500	L	197.6000	196.7500
ITALY	LIRA	0.11662	0.11658		0.11699	0.11696
JAPAN	YEN	0.45362	0.45035		0.45382	0.45192
MALAYSIA	DOLLAR	44.9438	44.8833	J	45.0146	44.9640
MEXICO	PESO	4.3860	4.3840		4.3821	4.3783
NETHERLANDS	GUILDER	47.7327	47.5398		47.8423	47.5511
NEW ZEALAND	DOLLAR	104.1000	103.9000	D	104.2500	104.3500
NORWAY	KRONE	19.2604	19.2382		19.2864	19.2604
PORTUGAL	ESCUDO	2.0040	2.0020		2.0028	2.0040
SOUTH AFRICA	RAND	118.5500	118.4000	A	118.5500	118.3000
SPAIN	PESETA	1.5129	1.5115		1.5108	1.5135
SRI LANKA	RUPEE	6.4250	6.4250		6.4250	6.4250
SWEDEN	KRONA	22.7557	22.7273	Y	22.7894	22.7764
SWITZERLAND	FRANC	57.5374	57.4383		57.9710	57.6702
UNITED KINGDOM	POUND	205.2500	205.5500		207.0000	207.4000