

S-440

(516/517)

DATA FILE
LIBRARY
FEDERAL RESERVE BANK
OF CHICAGO

LIBRARY
MAY 10 1979
FEDERAL RESERVE
BANK OF CHICAGO

Selected Interest & Exchange Rates

Weekly Series of Charts

May 14, 1979

Prepared by the
FINANCIAL MARKETS
SECTION

DIVISION OF
INTERNATIONAL FINANCE

BOARD OF GOVERNORS
FEDERAL RESERVE SYSTEM
Washington, D.C. 20551

Table of Contents

TABLES

1. LATEST FIGURES PLOTTED
2. DAILY CERTIFIED SPOT EXCHANGE RATES--H.10 RELEASE

CHARTS

1. SPOT EXCHANGE RATE INDICES
2. 3-MONTH FORWARD EXCHANGE RATES
3. GOLD PRICE--LONDON
4. CALL MONEY RATES
5. 3-MONTH INTEREST RATES
6. EURO-DOLLAR DEPOSIT RATES
7. SELECTED EURO-DOLLAR AND U.S. MONEY MARKET RATES
8. INTEREST ARBITRAGE: 3-MONTH FUNDS
9. LONG-TERM GOVERNMENT BOND YIELDS
10. INDUSTRIAL STOCK INDICES

SUBSCRIPTION RATES:

Weekly \$15.00 per year or \$.40 each in the United States, its possessions, Canada, and Mexico; 10 or more of the same issue to one address, \$13.50 per year or \$.35 each. Elsewhere, \$20.00 per year or \$.50 each. Address requests to Publications Services, Division of Administrative Services, and make payment remittance payable to the order of the Board of Governors of the Federal Reserve System in a form collectible at par in U.S. Currency.

CHART 1

SPOT EXCHANGE INDICES

DOLLAR PRICES OF FOREIGN CURRENCIES AND WEIGHTED AVERAGE VALUES (THIN LINE)
AVERAGES FOR WEEK ENDING WEDNESDAY

RATIO SCALE
MARCH 1973=100

RATIO SCALE
MARCH 1973=100

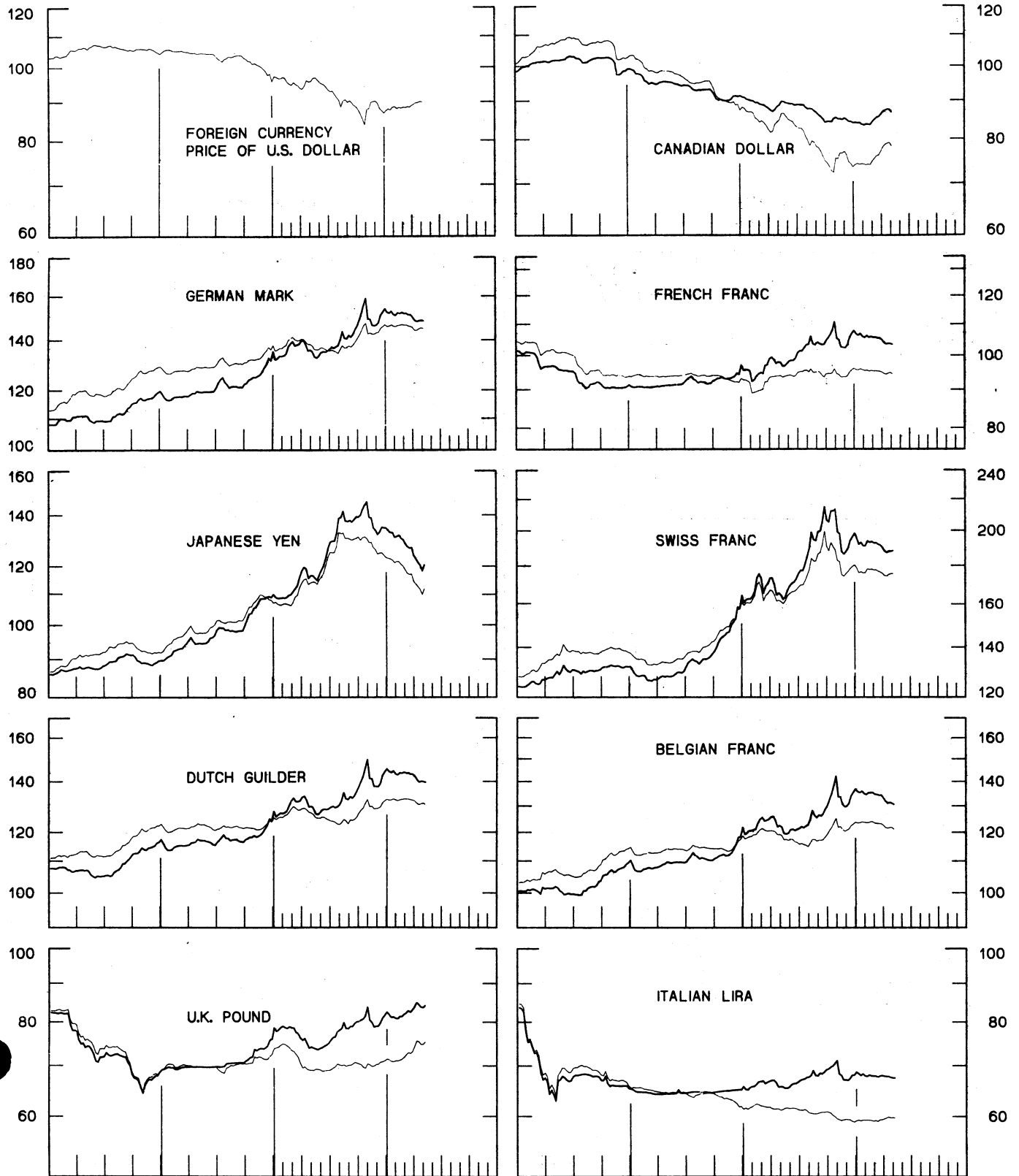


CHART 2
3-MONTH FORWARD EXCHANGE RATES

PREMIUM (+) OR (-)
 AVERAGES FOR WEEK ENDING WEDNESDAY

PER CENT PER ANNUM

PER CENT PER ANNUM

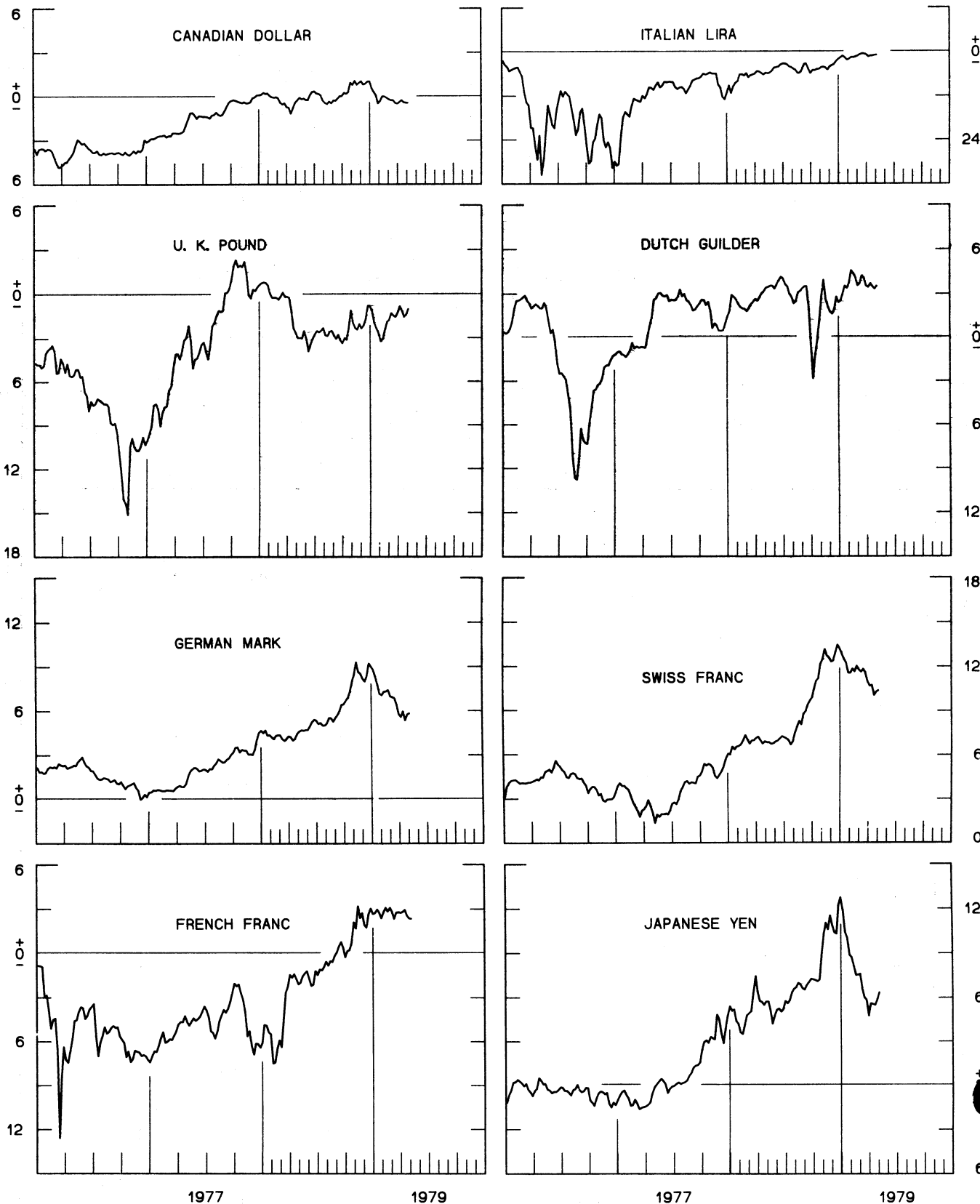


CHART 3
PRICE OF GOLD IN LONDON
AVERAGES FOR WEEK ENDING WEDNESDAY

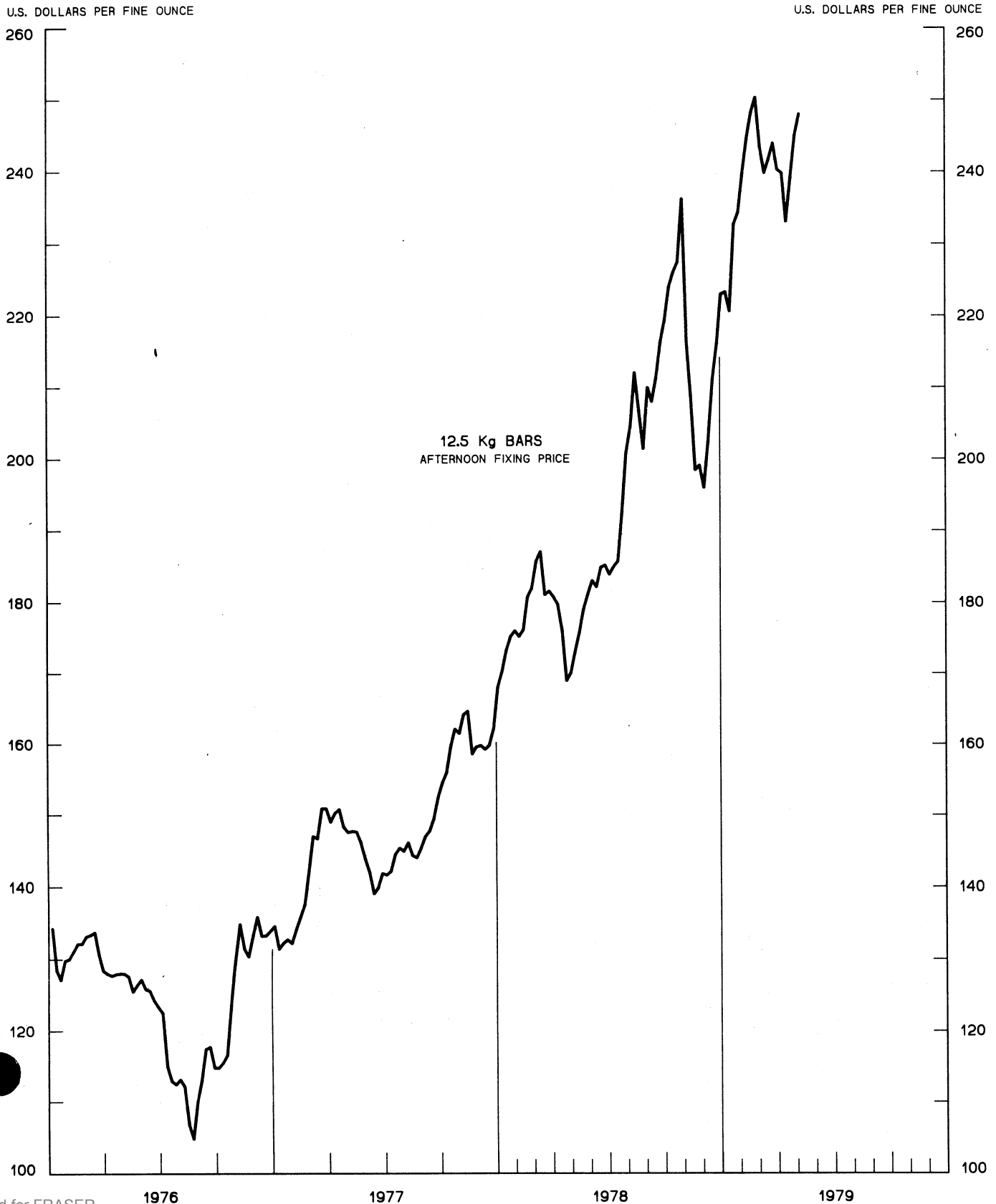


CHART 4
CALL MONEY RATES
WEEKLY SERIES

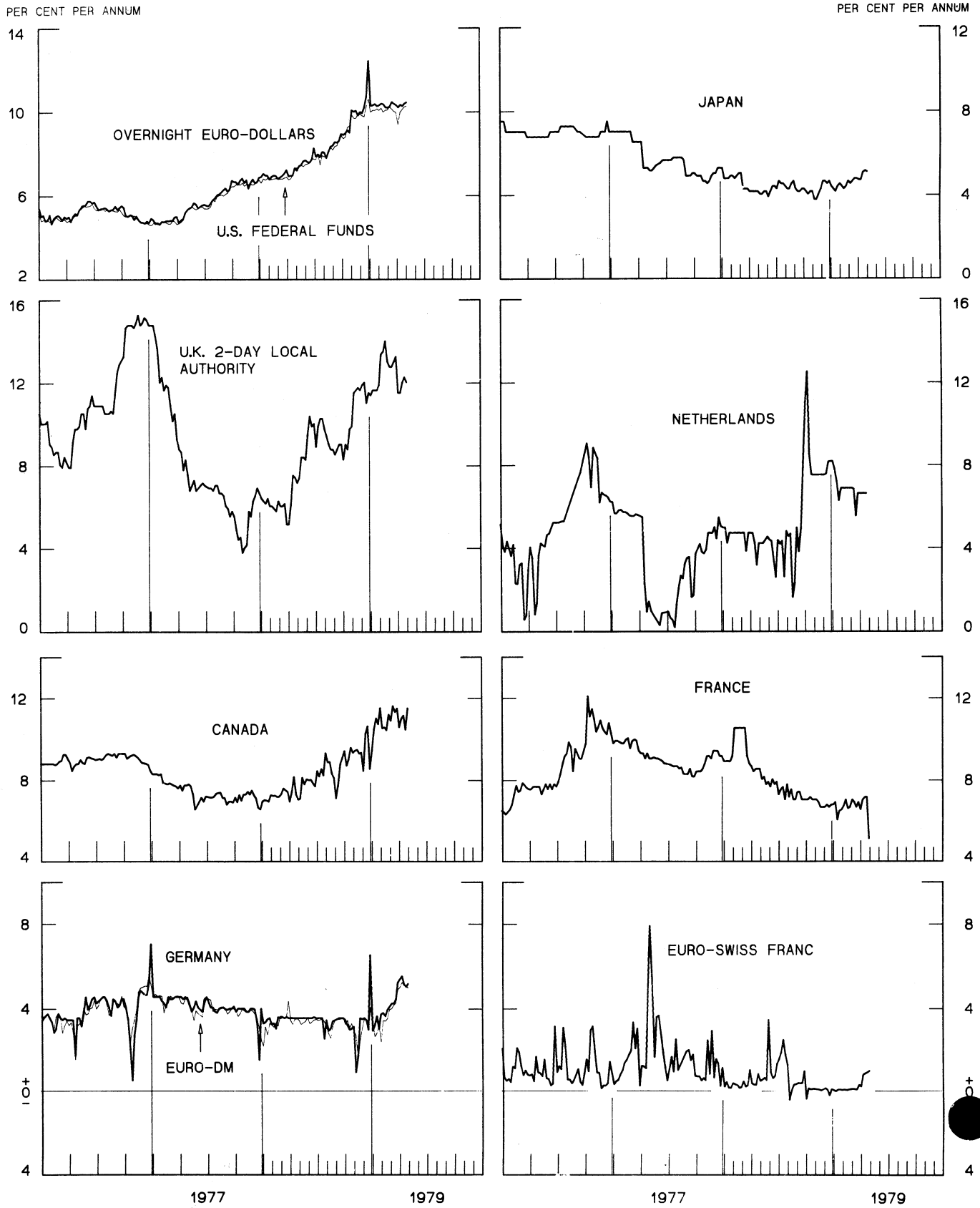


CHART 5
3-MONTH INTEREST RATES
 WEEKLY SERIES

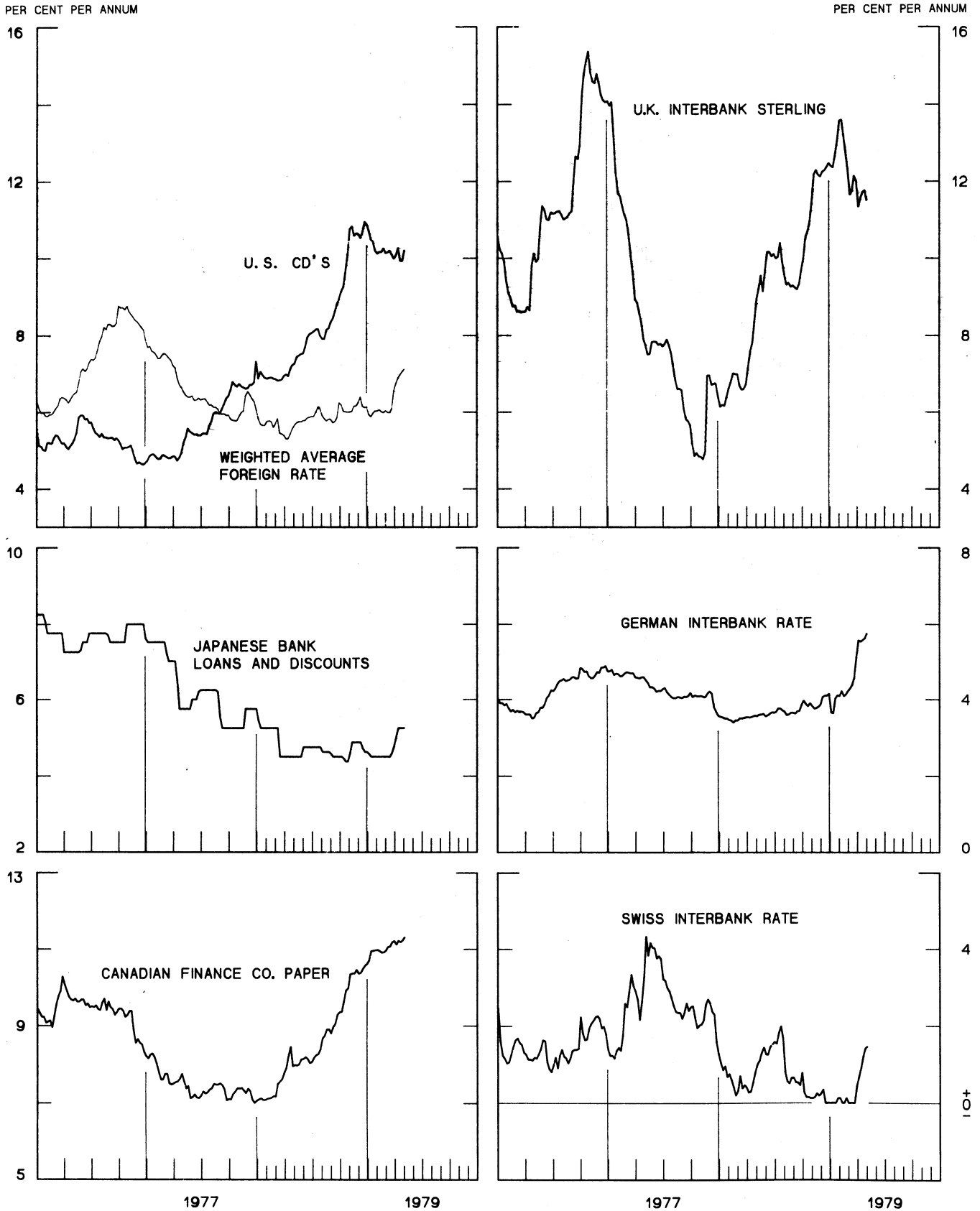


CHART 6
EURO-DOLLAR DEPOSIT RATES LONDON
AVERAGES FOR WEEK ENDING WEDNESDAY

PER CENT PER ANNUM

PER CENT PER ANNUM

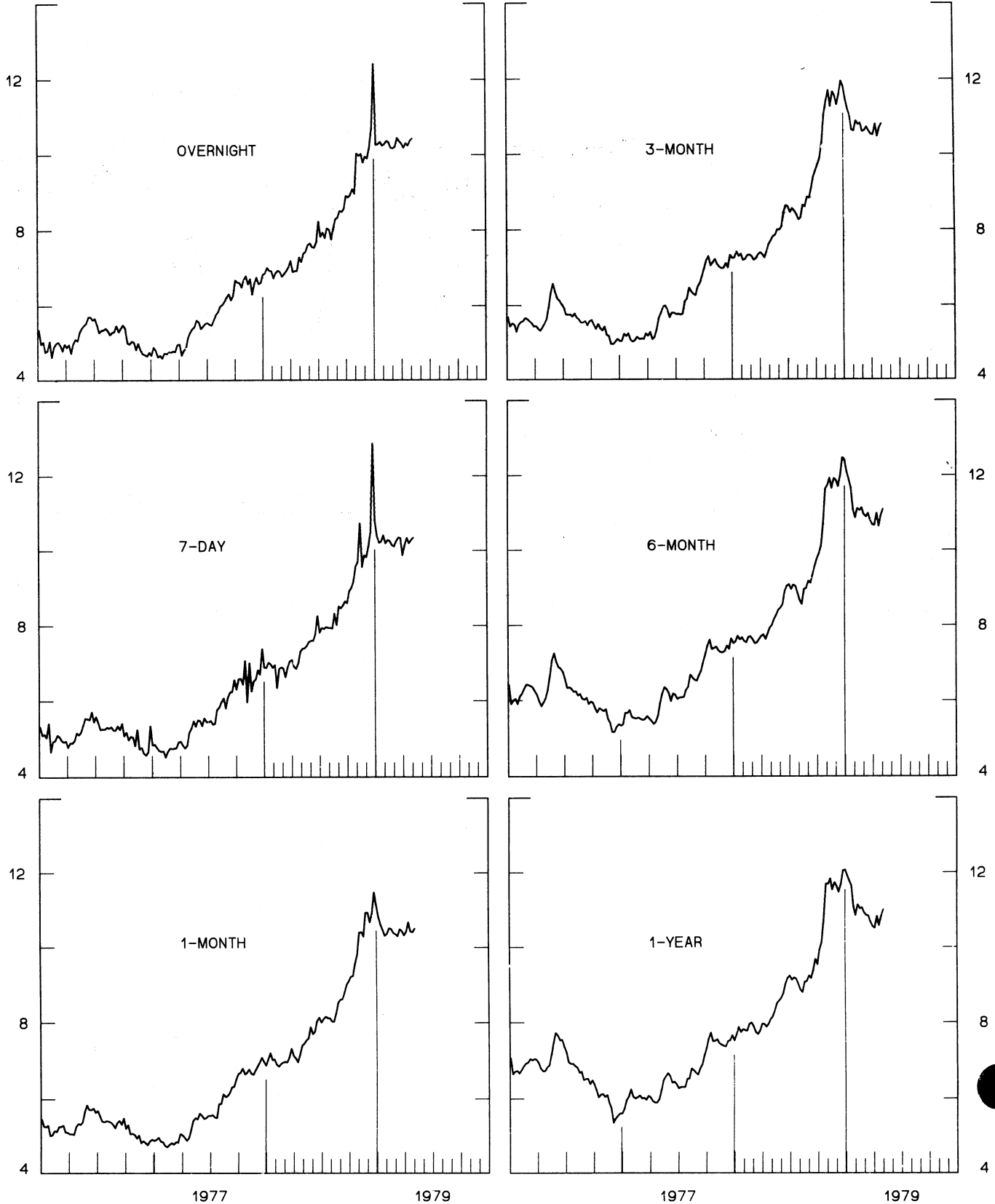
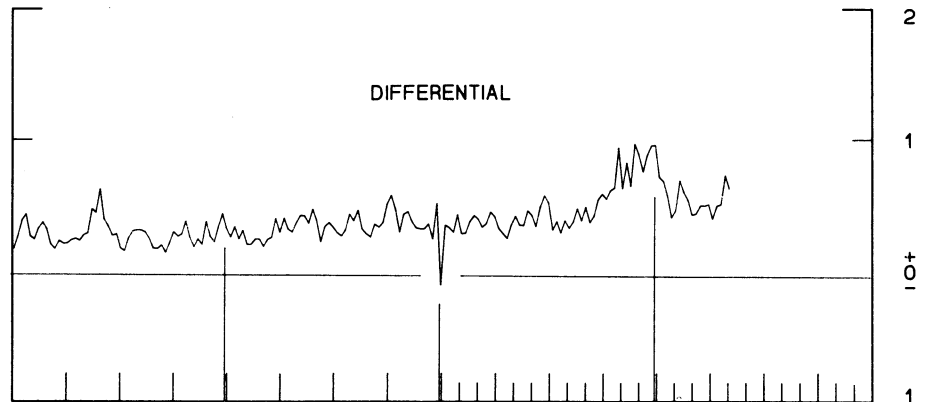
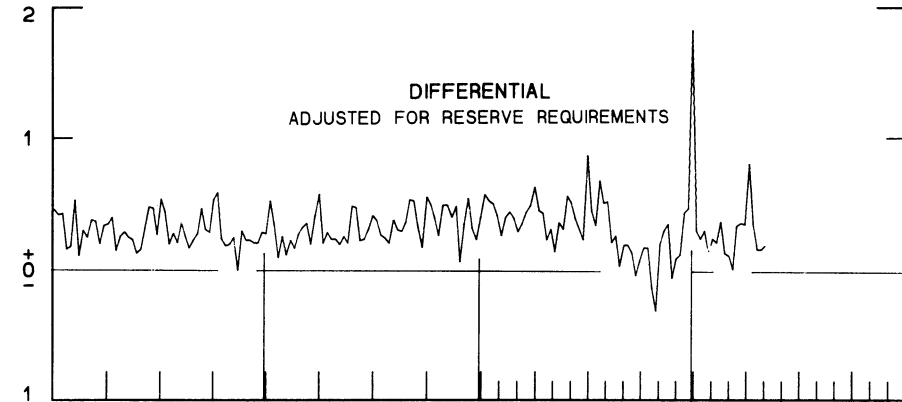
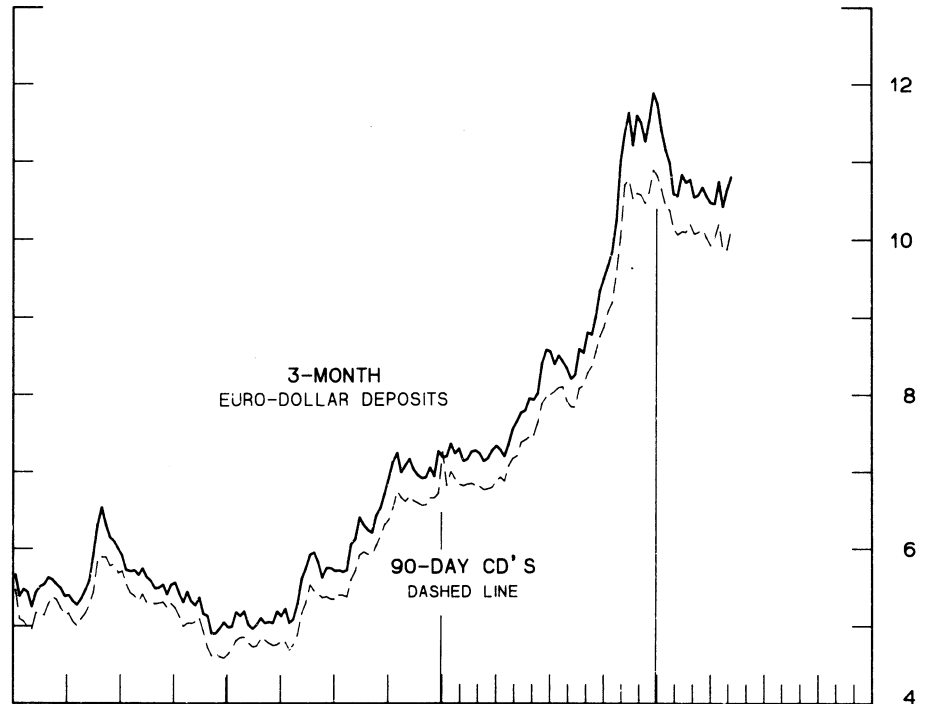
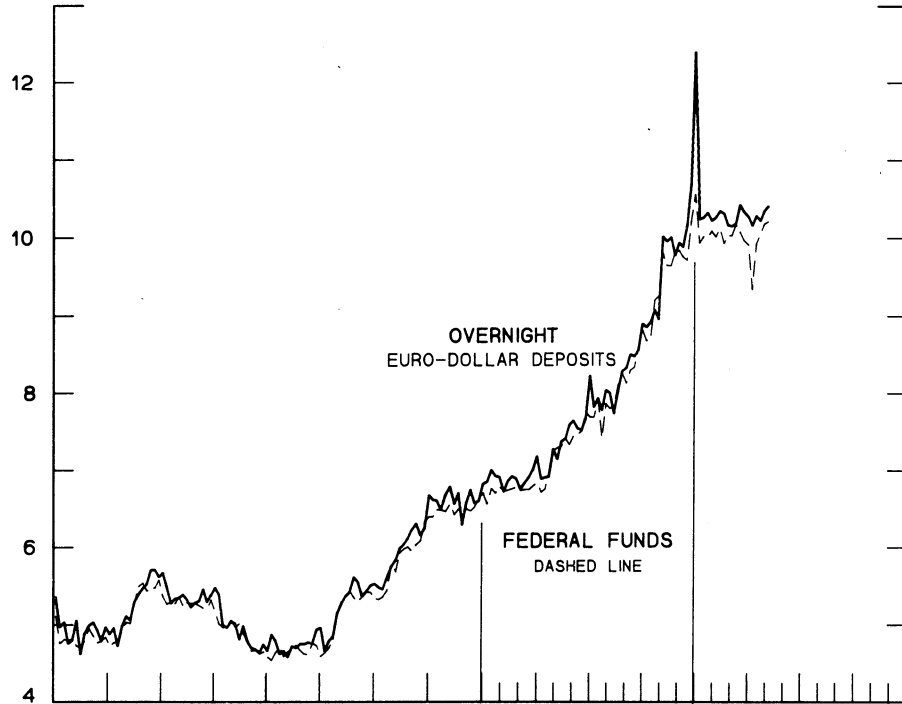


CHART 7
SELECTED EURO-DOLLAR AND U. S. MONEY MARKET RATES
 AVERAGES FOR WEEK ENDING WEDNESDAY

PER CENT PER ANNUM

PER CENT PER ANNUM



1977

1979

1977

1979

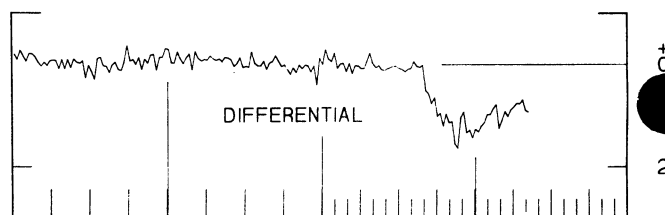
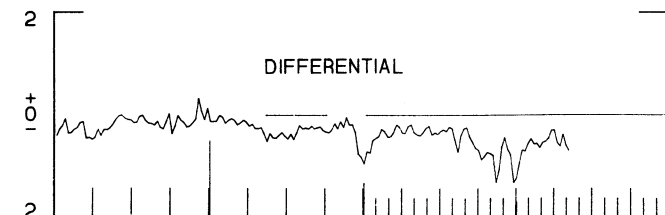
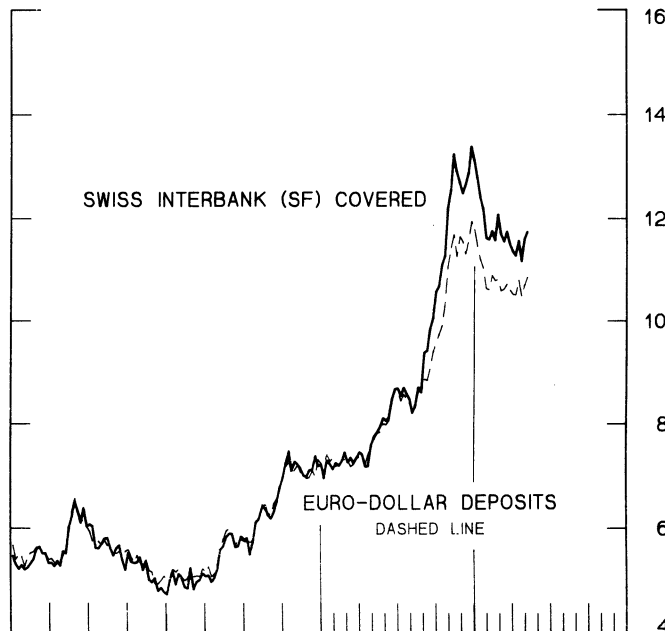
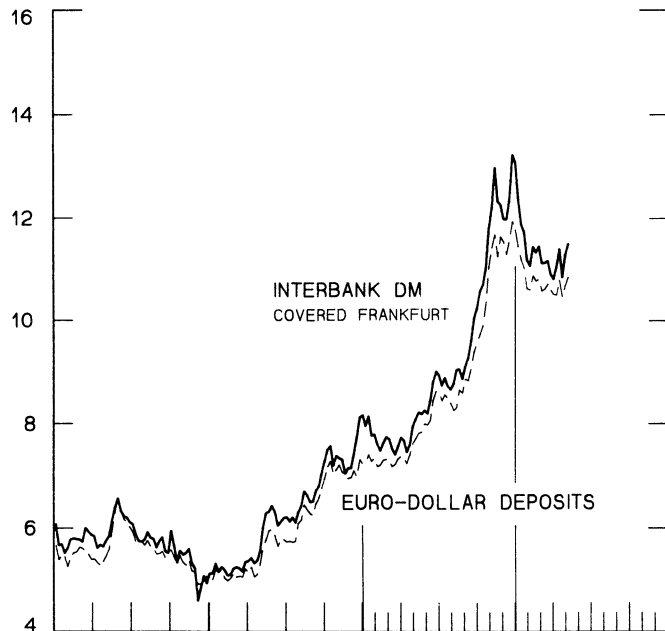
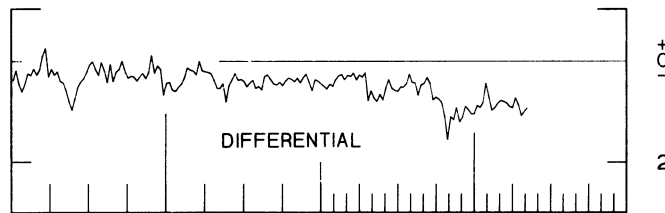
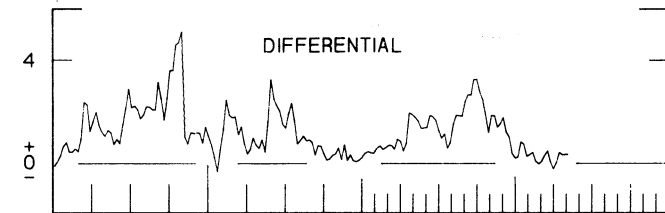
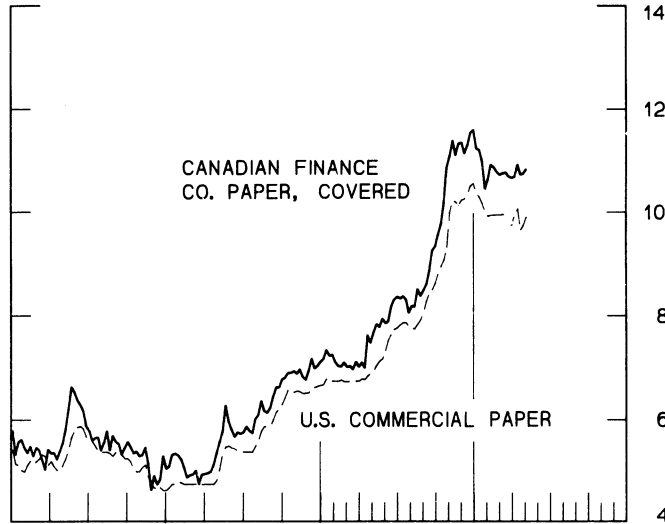
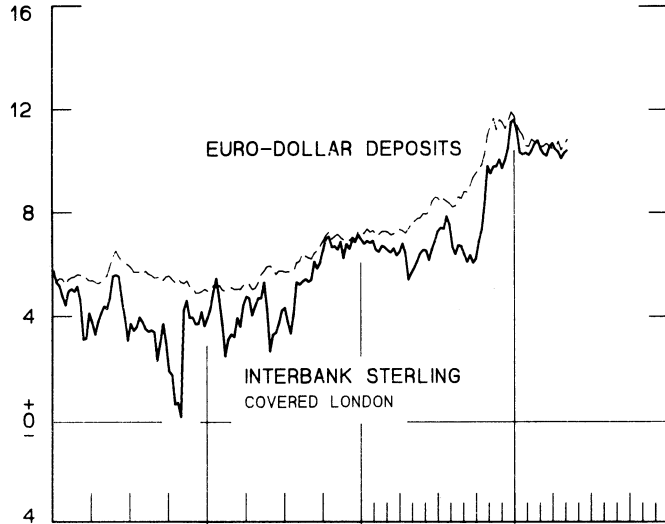
FAVORS BORROWING IN U. S. IF POSITIVE

INTEREST ARBITRAGE: 3-MONTH FUNDS

DIFFERENTIAL: PLUS(+), INDICATES FAVOR DOLLAR ASSETS
AVERAGES FOR WEEK ENDING WEDNESDAY

PER CENT PER ANNUM

PER CENT PER ANNUM



1977

1979

1977

1979

CHART 9
LONG-TERM GOVERNMENT BOND YIELDS
 WEEKLY SERIES

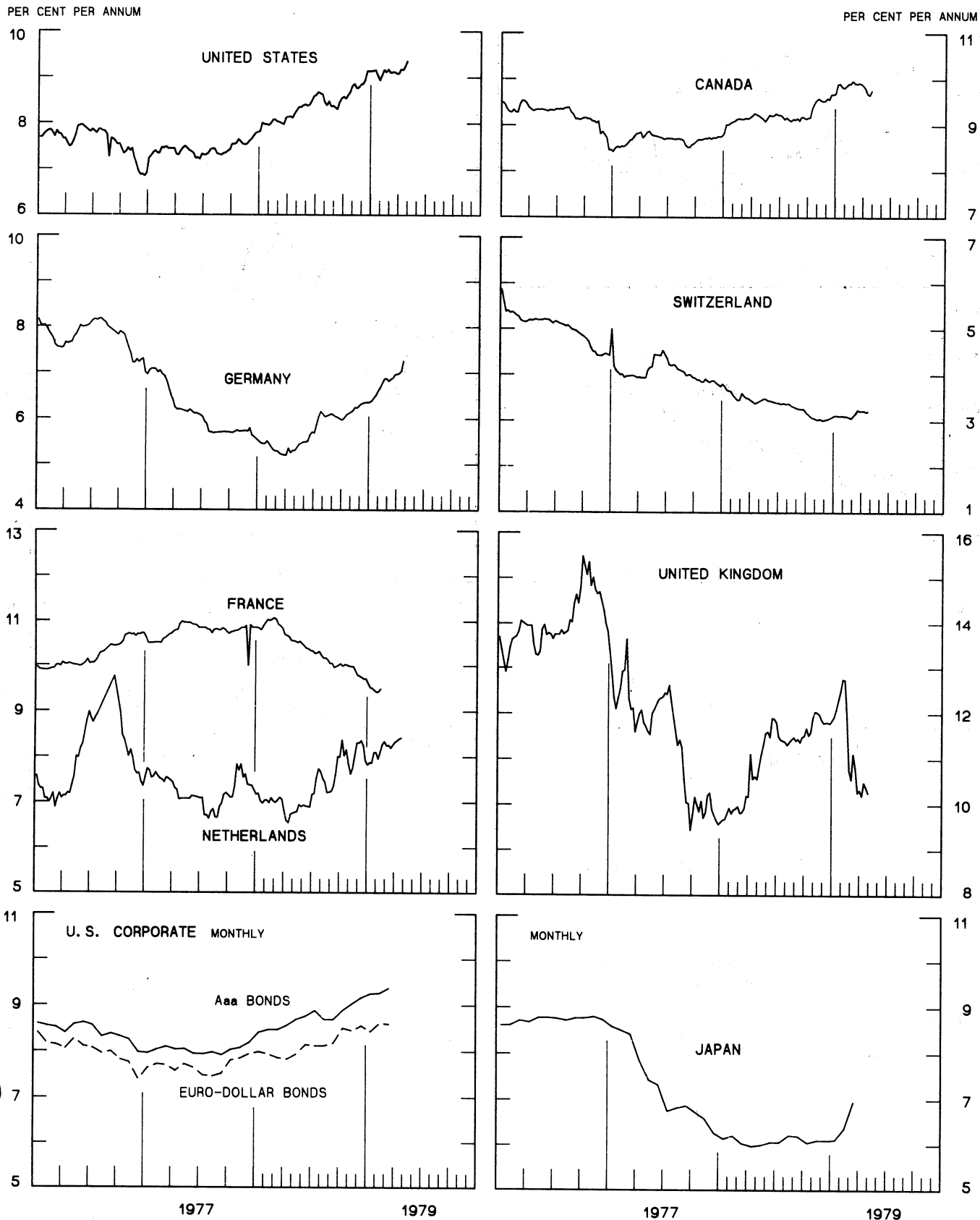
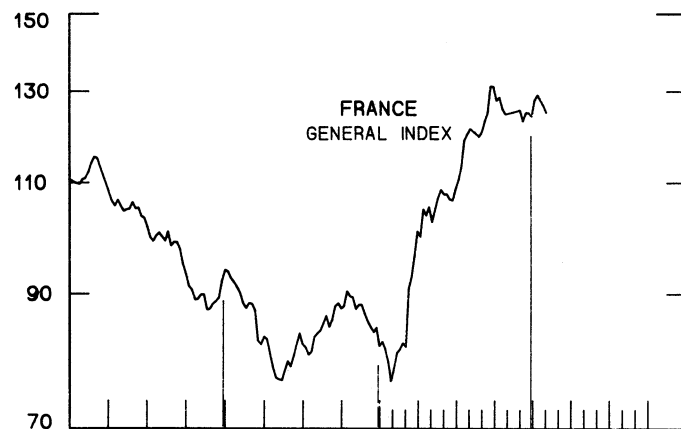
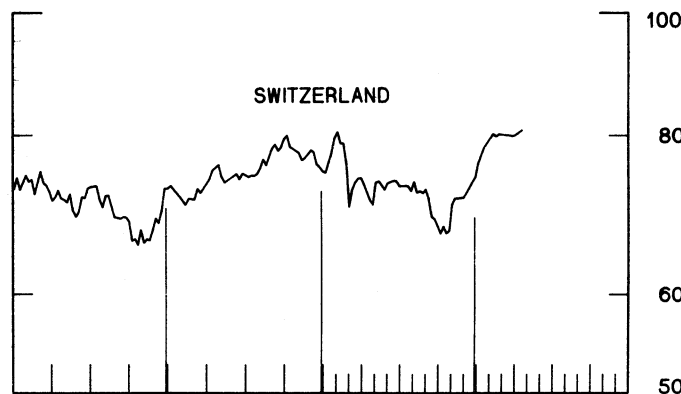
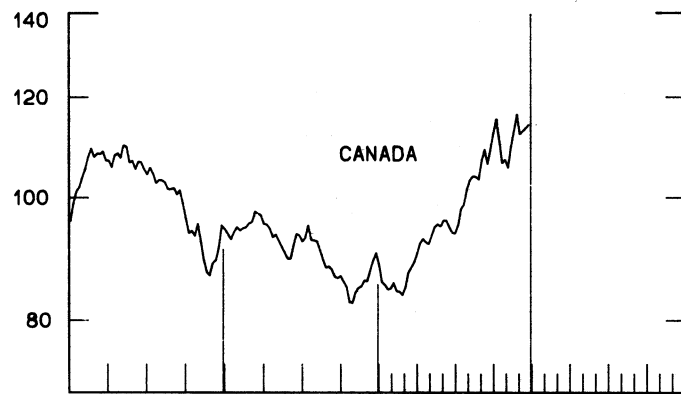
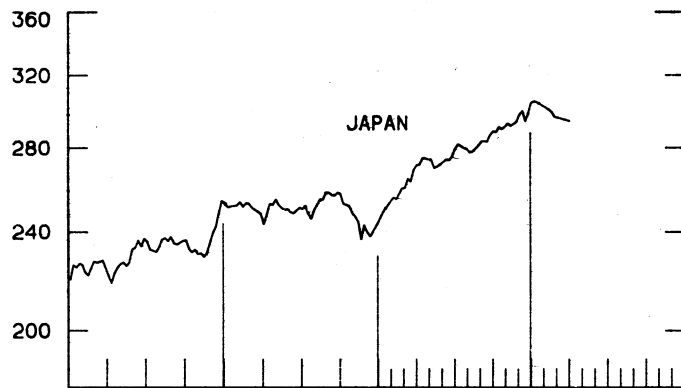
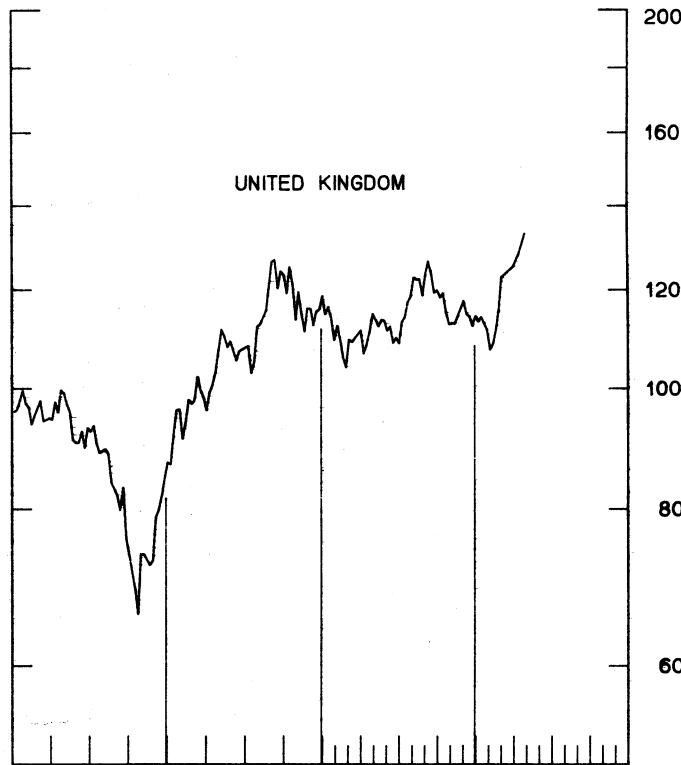
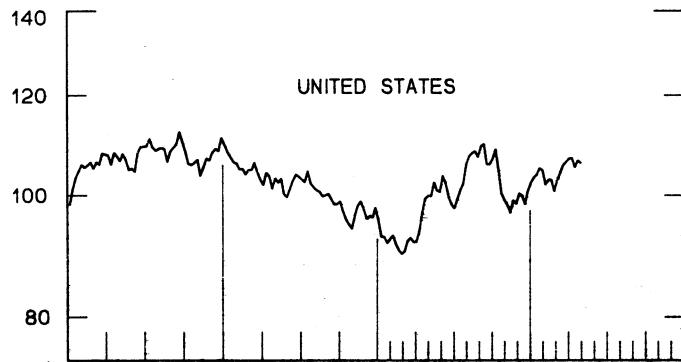


CHART 10
INDUSTRIAL STOCK INDICES
 WEEKLY SERIES

RATIO SCALE
 1969=100

RATIO SCALE
 1969=100



1977

1979

1977

1979

SERIES NAME

LAST VALUE PLOTTED
DATE VALUE

CHART 1. SPOT EXCHANGE RATES AND INDICES

WEEKLY AVERAGES, NOON BUYING RATES (U.S. CENTS)

GERMAN MARK	MAY 9	52.69
JAPANESE YEN	MAY 9	0.45916
DUTCH GUILDER	MAY 9	48.51
U.K. POUND	MAY 9	207.39
CANADIAN DOLLAR	MAY 9	86.76
FRENCH FRANC	MAY 9	22.86
SWISS FRANC	MAY 9	58.26
BELGIAN FRANC	MAY 9	3.29968
ITALIAN LIRA	MAY 9	0.11813

INDICES, MARCH 1973 BASE RATES = 100

GERMAN MARK	MAY 9	148.22
JAPANESE YEN	MAY 9	120.22
DUTCH GUILDER	MAY 9	139.27
U.K. POUND	MAY 9	83.88
CANADIAN DOLLAR	MAY 9	86.48
FRENCH FRANC	MAY 9	103.02
SWISS FRANC	MAY 9	187.44
BELGIAN FRANC	MAY 9	130.02
ITALIAN LIRA	MAY 9	67.11

WEIGHTED AVERAGE EXCHANGE VALUE INDICES, MAR 1973 = 100
(G-10 COUNTRIES PLUS SWITZERLAND)

U.S. DOLLAR	MAY 9	89.83
GERMAN MARK	MAY 9	144.74
JAPANESE YEN	MAY 9	111.77
DUTCH GUILDER	MAY 9	130.21
U.K. POUND	MAY 9	75.04
CANADIAN DOLLAR	MAY 9	78.07
FRENCH FRANC	MAY 9	94.08
SWISS FRANC	MAY 9	174.98
BELGIAN FRANC	MAY 9	120.62
ITALIAN LIRA	MAY 9	59.43
SWEDISH KRONA	MAY 9	92.29

CHART 2. 3-MONTH FORWARD EXCHANGE RATES, PREMIUM OR DISCOUNT

CANADIAN DOLLAR	MAY 9	-0.47
U.K. POUND	MAY 9	-1.03
GERMAN MARK	MAY 9	5.78
FRENCH FRANC	MAY 9	2.29
SWISS FRANC	MAY 9	10.31
DUTCH GUILDER	MAY 9	3.50
JAPANESE YEN	MAY 9	6.30
ITALIAN LIRA	MAY 9	-1.05

LAST VALUE PLOTTED
DATE VALUE

SERIES NAME

CHART 3. GOLD PRICE IN LONDON, AFTERNOON FIXING

U.S. DOLLARS PER FINE OUNCE MAY 9 247.96

CHART 4. CALL MONEY RATES

U.S. FEDERAL FUNDS	MAY 9	10.25
OVERNIGHT EURO-DOLLAR DEPOSITS	MAY 9	10.45
U.K. 2-DAY LOCAL AUTHORITY DEPOSITS	MAY 4	12.00
CANADA	MAY 4	11.50
GERMANY	MAY 4	5.15
EURO-DM	MAY 4	4.94
JAPAN	MAY 4	5.06
FRANCE	MAY 4	5.06
NETHERLANDS	APRIL 27	6.60
EURO-SWISS FRANC	MAY 4	0.98

CHART 5. 3-MONTH INTEREST RATES

U.S. 90-DAY CD'S, SECONDARY MARKET	MAY 9	10.21
GERMAN INTERBANK LOAN	MAY 9	5.75
JAPANESE BANK LOANS & DISCOUNTS	MAY 9	5.25
CANADIAN FINANCE PAPER	MAY 9	11.31
INTERBANK STERLING	MAY 9	11.50
SWISS INTERBANK LOAN	MAY 9	1.45
WEIGHTED AVERAGE FOREIGN INTEREST RATE (G-10 COUNTRIES PLUS SWITZERLAND)	MAY 9	7.13

CHART 6. EURO-DOLLAR DEPOSIT RATES: LONDON

OVERNIGHT	MAY 9	10.45
7-DAY	MAY 9	10.36
1-MONTH	MAY 9	10.51
3-MONTH	MAY 9	10.88
6-MONTH	MAY 9	11.11
1-YEAR	MAY 9	11.01

CHART 7. SELECTED EURO-DOLLAR AND U.S. MONEY MARKET RATES

OVERNIGHT EURO-DOLLAR DEPOSITS	MAY 9	10.45
U.S. FEDERAL FUNDS	MAY 9	10.25
DIFFERENTIAL ADJ. FOR RESERVE REQUIREMENTS	MAY 9	0.20
3-MONTH EURO-DOLLAR DEPOSIT RATE	MAY 9	10.88
U.S. 90-DAY CD'S, SECONDARY MARKET	MAY 9	10.21
DIFFERENTIAL	MAY 9	0.67

SERIES NAME

LAST VALUE PLOTTED
DATE VALUE

CHART 8. INTEREST ARBITRAGE, 3-MONTH FUNDS

EURO-DOLLAR DEPOSIT	MAY 9	10.88
INTERBANK STERLING (LONDON), COVERED	MAY 9	10.47
DIFFERENTIAL	MAY 9	0.35
U.S. COMMERCIAL PAPER	MAY 9	9.92
CANADIAN FINANCE PAPER, COVERED	MAY 9	10.84
DIFFERENTIAL	MAY 9	-0.92
EURO-DOLLAR DEPOSIT	MAY 9	10.88
INTERBANK DM (FRANKFURT), COVERED	MAY 9	11.53
DIFFERENTIAL	MAY 9	-0.70
EURO-DOLLAR DEPOSIT	MAY 9	10.88
SWISS INTERBANK, COVERED	MAY 9	11.76
DIFFERENTIAL	MAY 9	-0.94

CHART 9. LONG TERM GOVERNMENT BOND YIELDS

UNITED STATES	MAY 4	9.36
GERMANY	APRIL 27	7.26
JAPAN (MONTHLY)	MARCH	6.95
SWITZERLAND	MAY 4	3.19
CANADA	MAY 4	9.76
FRANCE	FEB. 16	9.49
NETHERLANDS	APRIL 27	8.42
UNITED KINGDOM	MAY 4	10.26

U.S. CORPORATE

AAA BONDS	MARCH	9.37
EURO-DM BONDS	DEC.	6.63
EURO-DOLLAR BONDS	MARCH	8.59

CHART 10. INDUSTRIAL STOCK INDICES

UNITED STATES	MAY 4	105.94
JAPAN	APRIL 6	293.33
CANADA	DEC. 29	113.81
FRANCE	FEB. 9	124.62
UNITED KINGDOM	MAY 4	133.06
SWITZERLAND	APRIL 27	80.65
GERMANY	APRIL 20	103.08



FEDERAL RESERVE statistical release

H.10(512)

MAY 15, 1979

FOREIGN EXCHANGE RATES

FOR THE WEEK ENDING

MAY 11, 1979

The Board of Governors of the Federal Reserve System is advised that the Federal Reserve Bank of New York has certified for customs purposes the following noon buying rate in New York City for cable transfers payable in foreign currencies:

COUNTRY	MONETARY UNIT	(RATE U.S. CENTS)				
		MAY 7	MAY 8	MAY 9	MAY 10	MAY 11
AUSTRALIA	DOLLAR	110.7500	110.8900	111.0600	110.9700	111.0200
AUSTRIA	SCHILLING	7.17360	7.17489	7.17103	7.16589	7.15820
BELGIUM	FRANC	3.30469	3.30033	3.29707	3.28839	3.28947
CANADA	DOLLAR	85.8810	85.4230	86.1475	86.3036	86.2367
DENMARK	KRONE	18.8041	18.7793	18.7406	18.6846	18.6759
FINLAND	MARKKA	24.9377	24.9532	24.9314	24.9128	25.0941
FRANCE	FRANC	22.8781	22.8441	22.8519	22.8076	22.7842
GERMANY	D. MARK	52.7426	52.7065	52.7315	52.6676	52.6122
INDIA	RUPEE	12.1000	12.1000	12.1000	12.0500	11.9200
IRELAND	POUND	200.2000	200.2500	199.8000	199.3000	199.4500
ITALY	LIRA	0.11813	0.11813	0.11819	0.11795	0.11782
JAPAN	YEN	0.46555	0.46479	0.46915	0.46603	0.46484
MALAYSIA	DOLLAR	44.9843	45.0450	45.0552	44.9944	44.9438
MEXICO	PESO	4.3783	4.3764	4.3764	4.3764	4.3764
NETHERLANDS	GUILDER	48.5720	48.5201	48.5013	48.3559	48.3325
NEW ZEALAND	DOLLAR	105.0000	104.7500	105.0000	104.5500	104.5500
NORWAY	KRONE	19.3237	19.3087	19.3181	19.3162	19.2845
PORTUGAL	ESCUDO	2.0387	2.0408	2.0375	2.0346	2.0284
SOUTH AFRICA	RAND	118.0000	118.0000	118.0000	118.2000	118.1000
SPAIN	PESETA	1.5140	1.5124	1.5135	1.5115	1.5133
SRI LANKA	RUPEE	6.4250	6.4250	6.4250	6.4250	6.4250
SWEDEN	KRONA	22.7454	22.7402	22.7298	22.7361	22.7687
SWITZERLAND	FRANC	58.3601	58.3431	58.3601	58.1835	58.0956
UNITED KINGDOM	POUND	208.2600	205.6300	206.6500	204.8500	204.1500