

DATA FILE
LIBRARY
FEDERAL RESERVE BANK
OF CHICAGO

LIBRARY
FEB 27 1979
FEDERAL RESERVE
BANK OF CHICAGO

Selected Interest & Exchange Rates

Weekly Series of Charts

April 30, 1979

Prepared by the
FINANCIAL MARKETS
SECTION

DIVISION OF
INTERNATIONAL FINANCE

BOARD OF GOVERNORS
FEDERAL RESERVE SYSTEM
Washington, D.C. 20551

Table of Contents

TABLES

- 1. LATEST FIGURES PLOTTED**
- 2. DAILY CERTIFIED SPOT EXCHANGE RATES--
H.10 RELEASE**

CHARTS

- 1. SPOT EXCHANGE RATE INDICES**
- 2. 3-MONTH FORWARD EXCHANGE RATES**
- 3. GOLD PRICE--LONDON**
- 4. CALL MONEY RATES**
- 5. 3-MONTH INTEREST RATES**
- 6. EURO-DOLLAR DEPOSIT RATES**
- 7. SELECTED EURO-DOLLAR AND
U.S. MONEY MARKET RATES**
- 8. INTEREST ARBITRAGE: 3-MONTH FUNDS**
- 9. LONG-TERM GOVERNMENT BOND YIELDS**
- 10. INDUSTRIAL STOCK INDICES**

SUBSCRIPTION RATES:


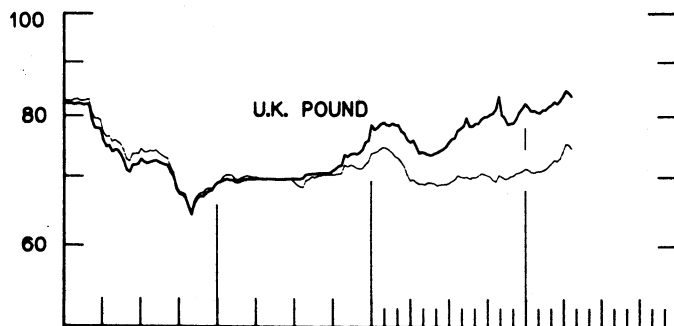
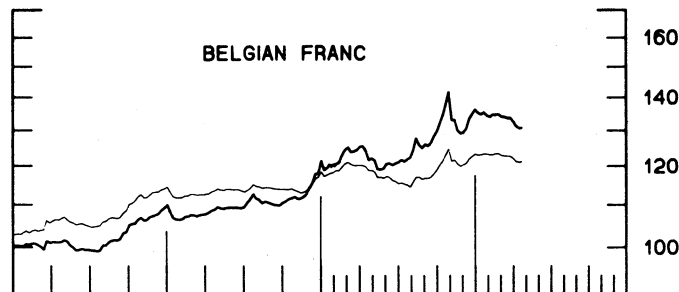
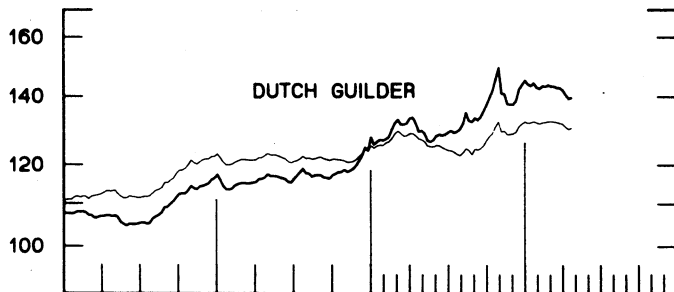
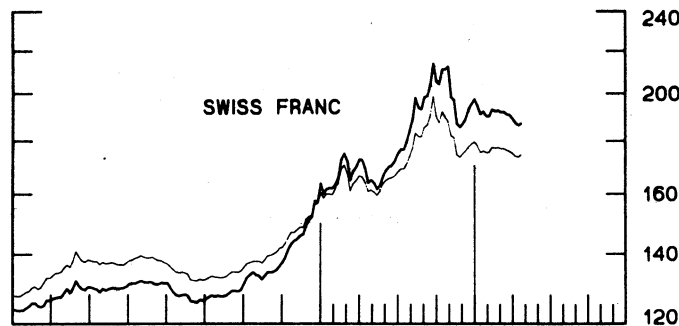
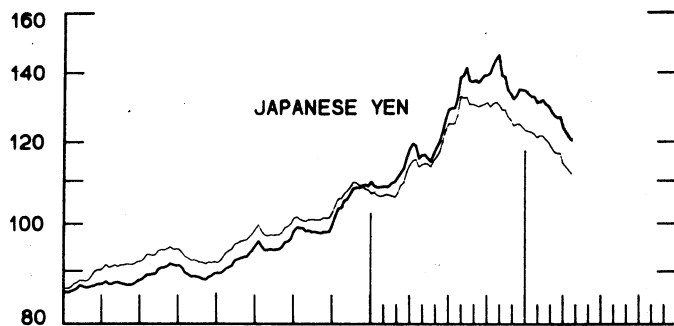
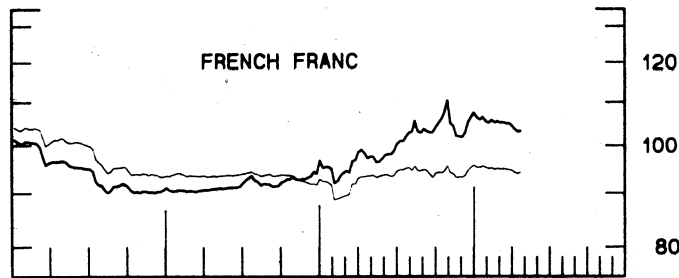
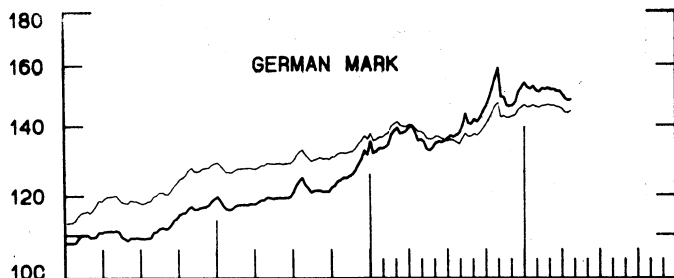
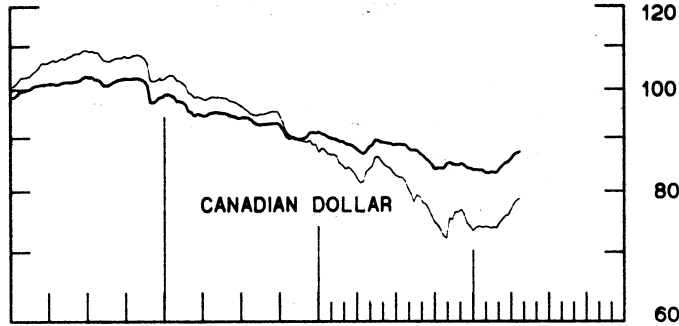
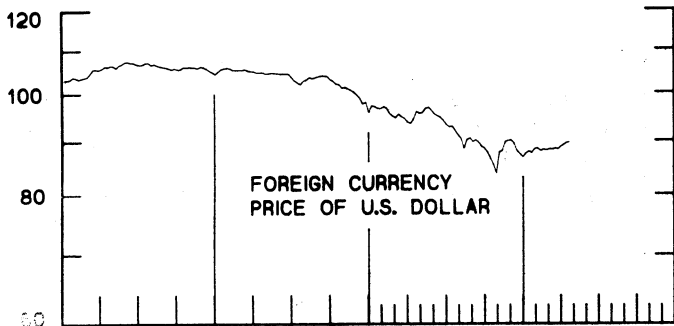
Weekly \$15.00 per year or \$.40 each in the United States, its possessions, Canada, and Mexico; 10 or more of the same issue to one address, \$13.50 per year or \$.35 each. Elsewhere, \$20.00 per year or \$.50 each. Address requests to Publications Services, Division of Administrative Services, and make payment remittance payable to the order of the Board of Governors of the Federal Reserve System in a form collectible at par in U.S. Currency.

SPOT EXCHANGE INDICES

DOLLAR PRICES OF FOREIGN CURRENCIES AND WEIGHTED AVERAGE VALUES (THIN LINE)
AVERAGES FOR WEEK ENDING WEDNESDAY

RATIO SCALE
MARCH 1973=100

RATIO SCALE
MARCH 1973=100



1977

1979

1977

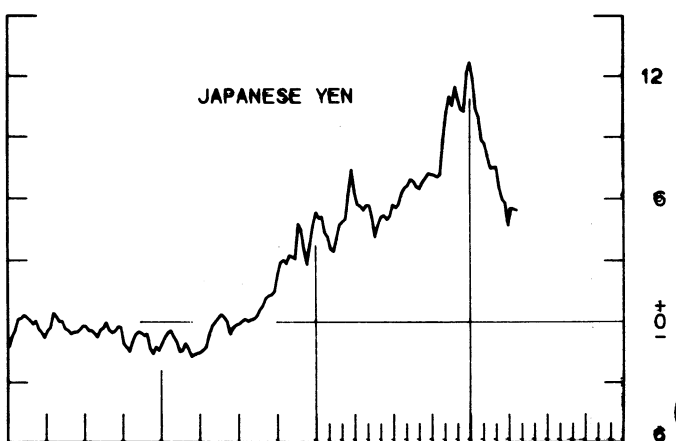
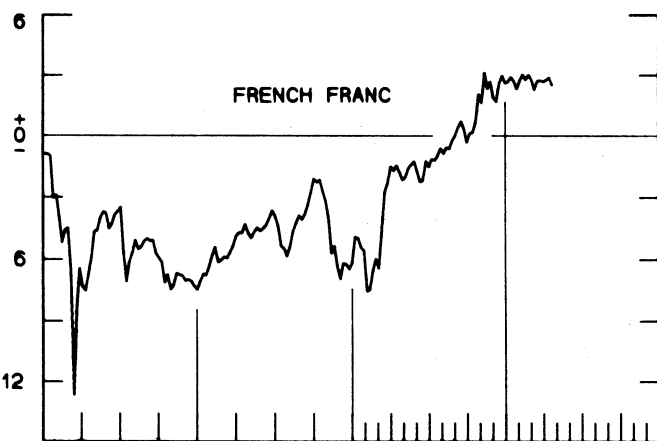
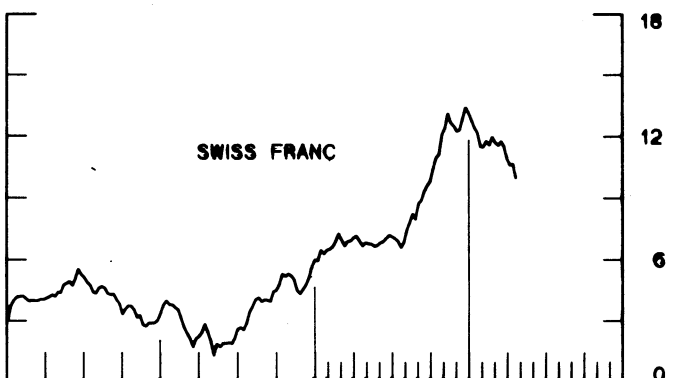
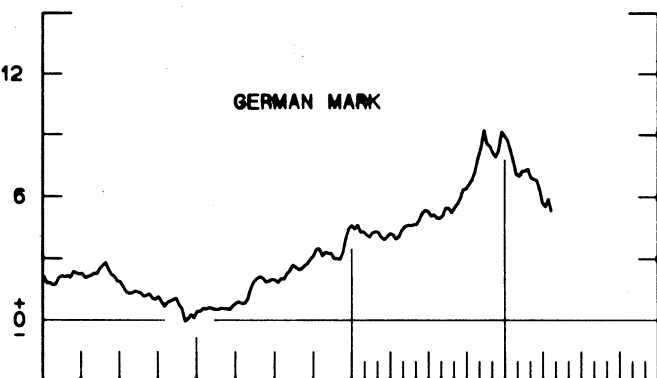
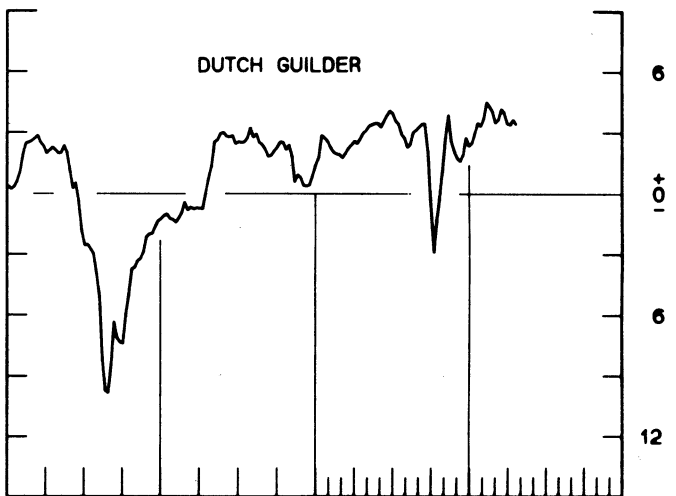
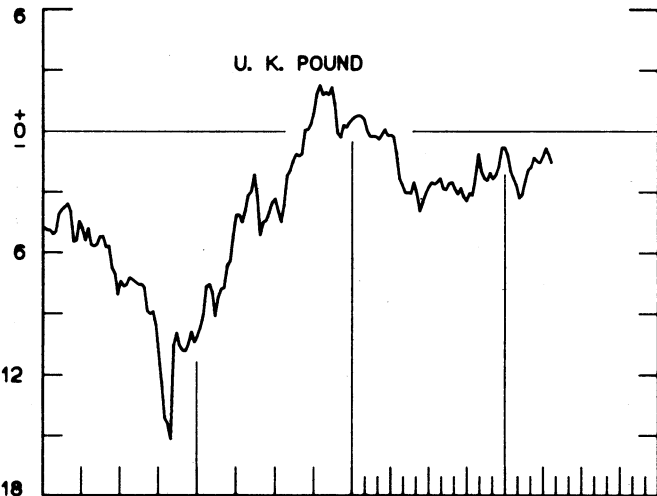
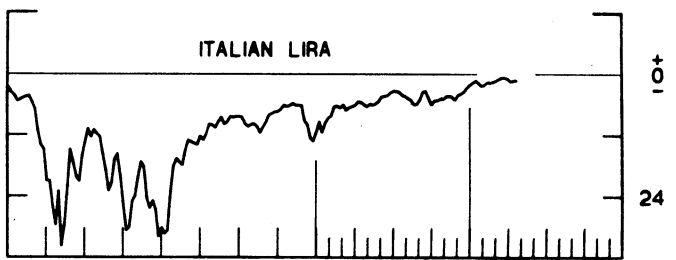
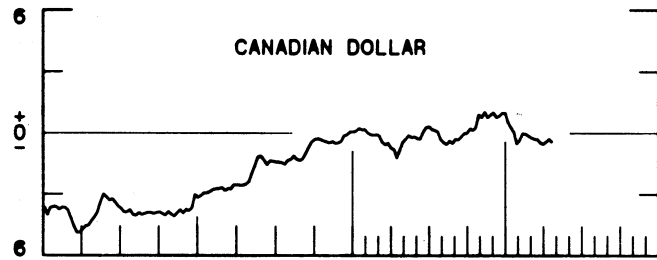
1979

3-MONTH FORWARD EXCHANGE RATES

PREMIUM (+) OR (-)
AVERAGES FOR WEEK ENDING WEDNESDAY

PER CENT PER ANNUM

PER CENT PER ANNUM



1977

1979

1977

1979

CHART 3
PRICE OF GOLD IN LONDON
AVERAGES FOR WEEK ENDING WEDNESDAY

U.S. DOLLARS PER FINE OUNCE

U.S. DOLLARS PER FINE OUNCE

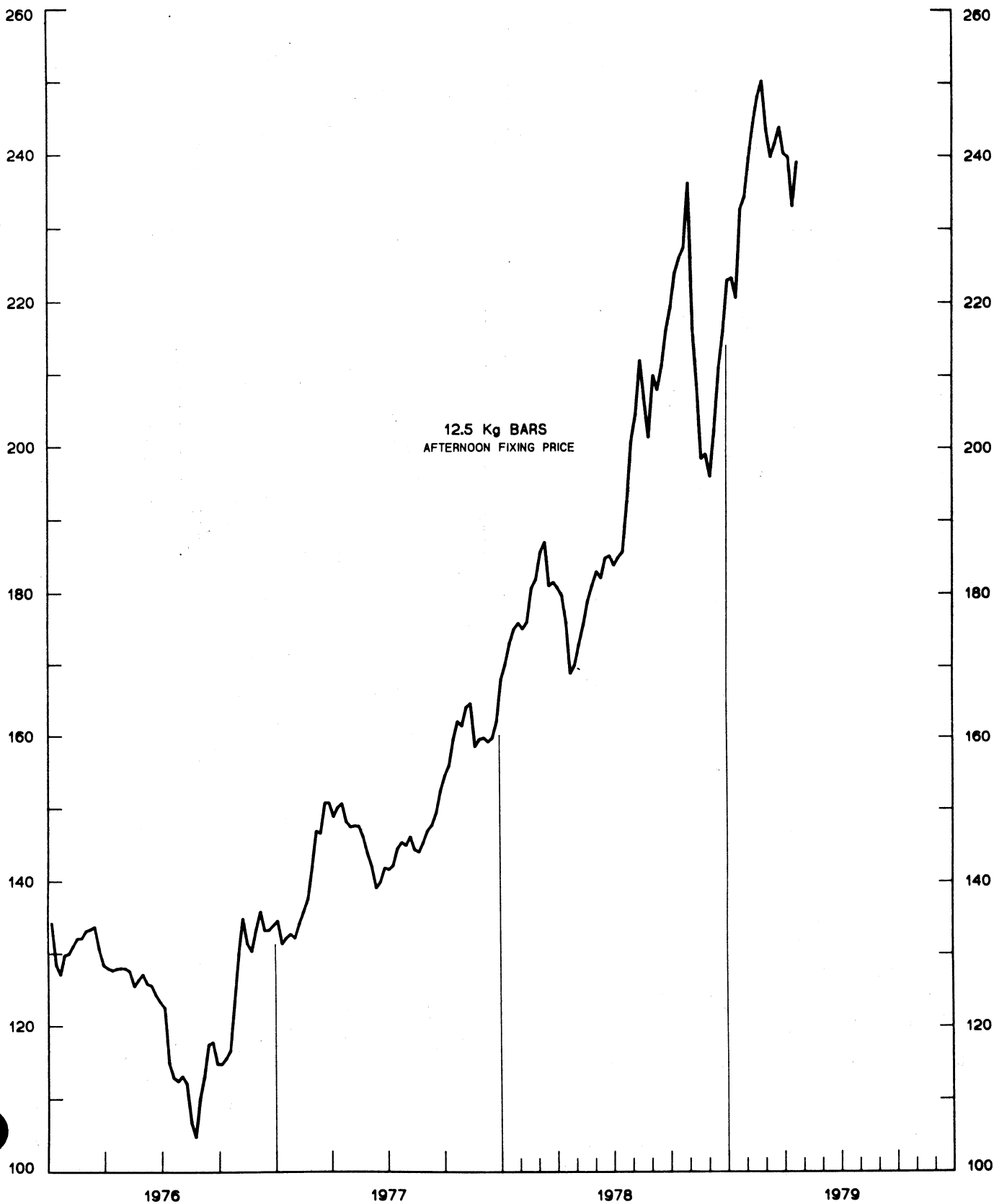
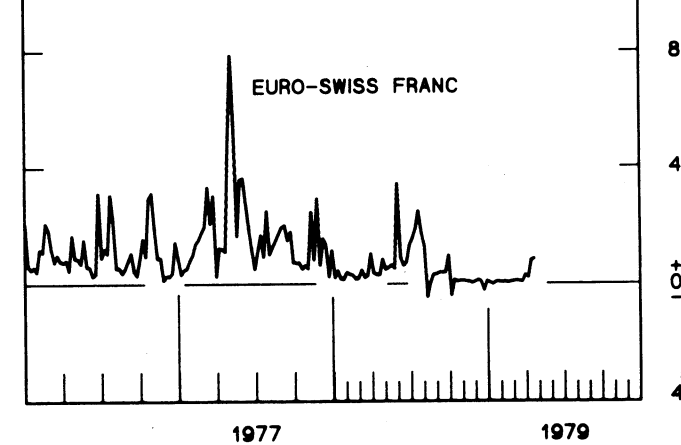
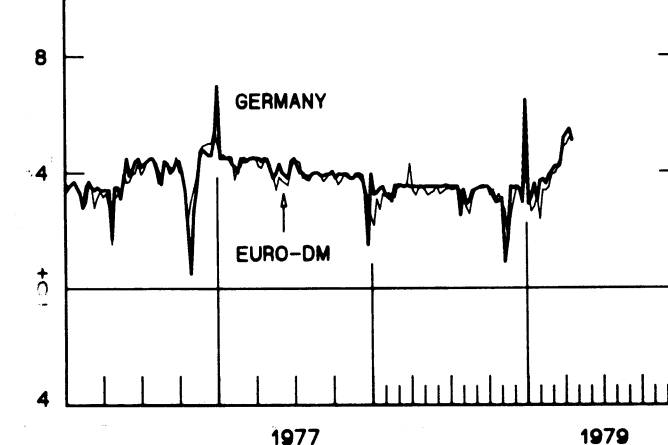
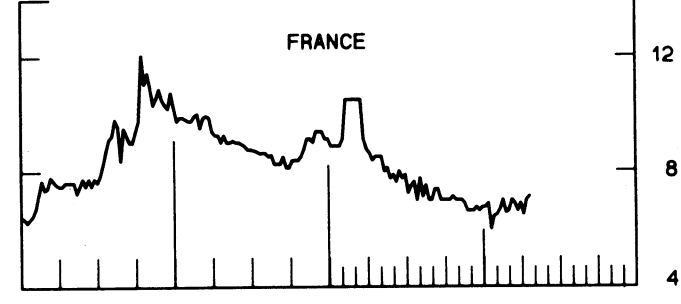
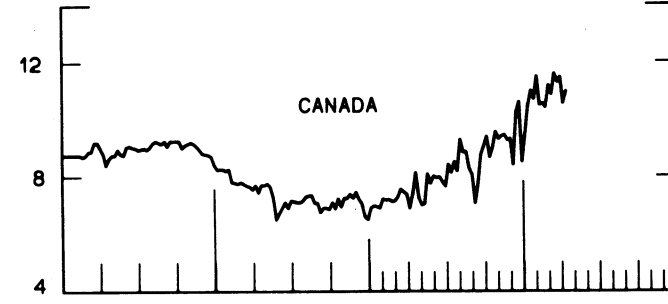
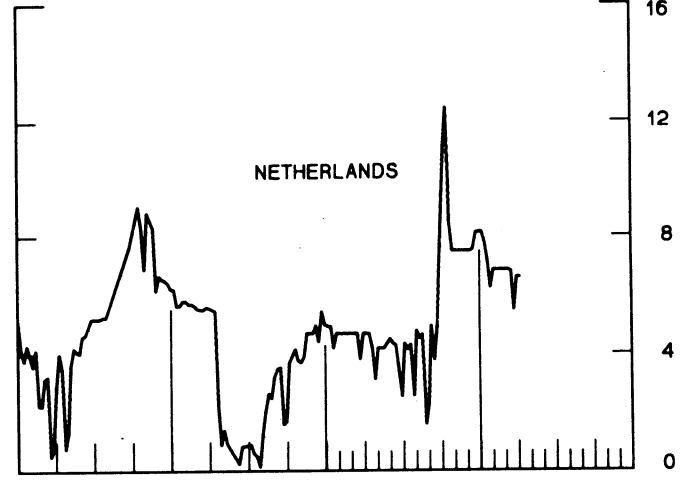
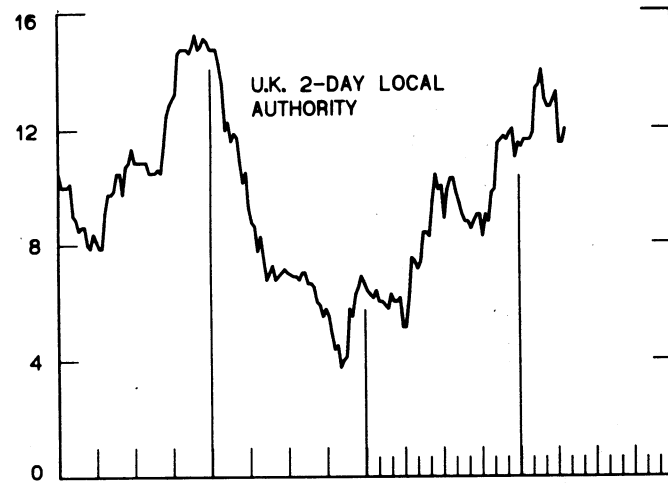
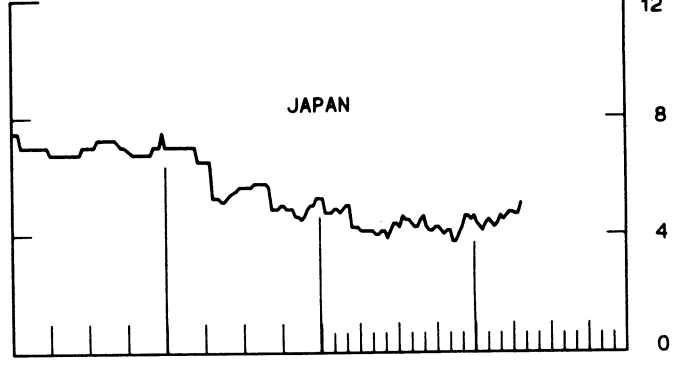
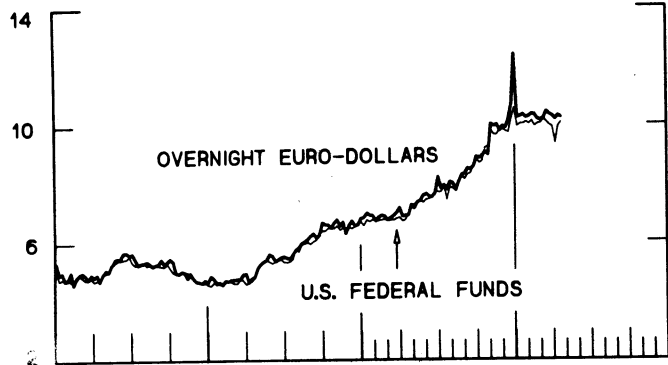


CHART 4
CALL MONEY RATES
 WEEKLY SERIES

PER CENT PER ANNUM

PER CENT PER ANNUM



1977

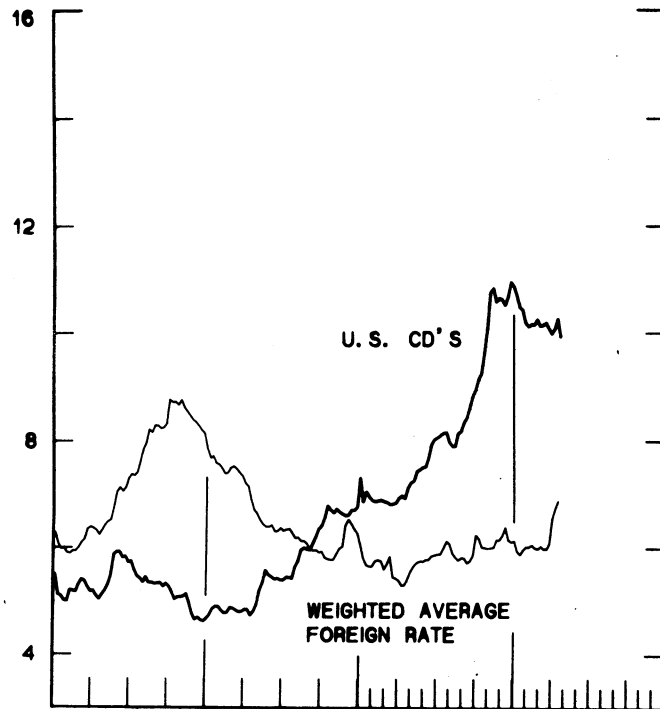
1979

1977

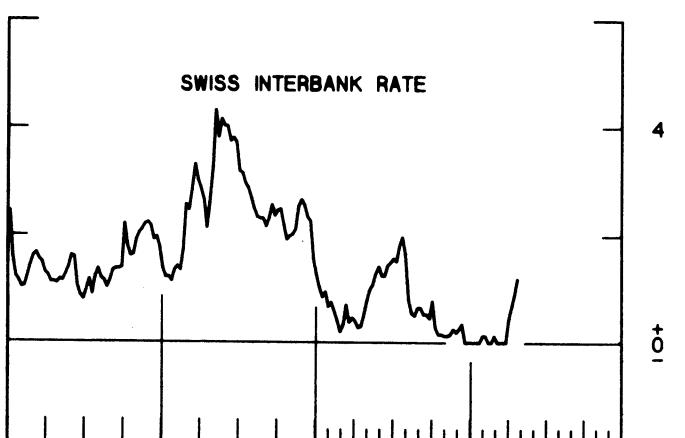
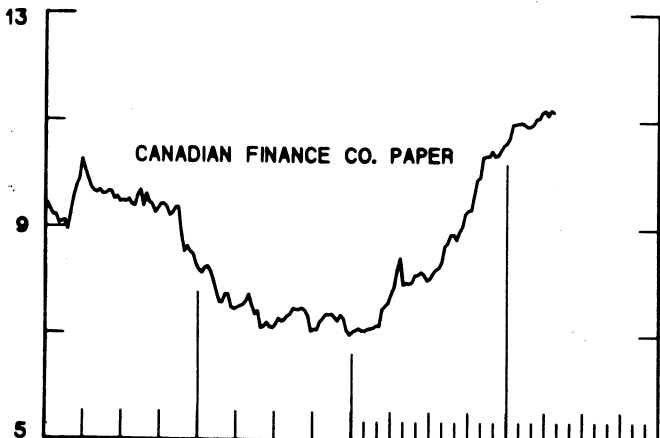
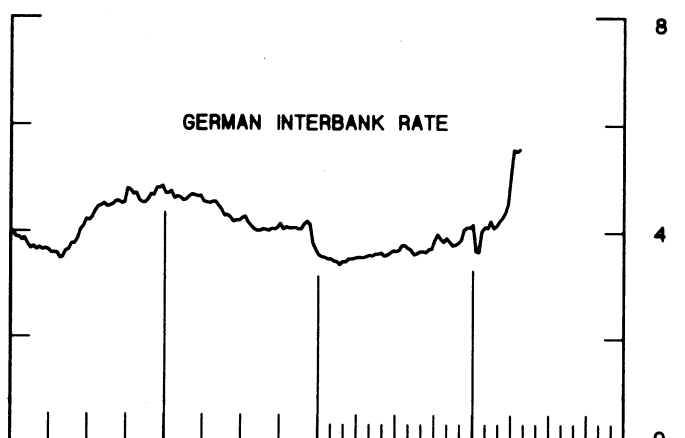
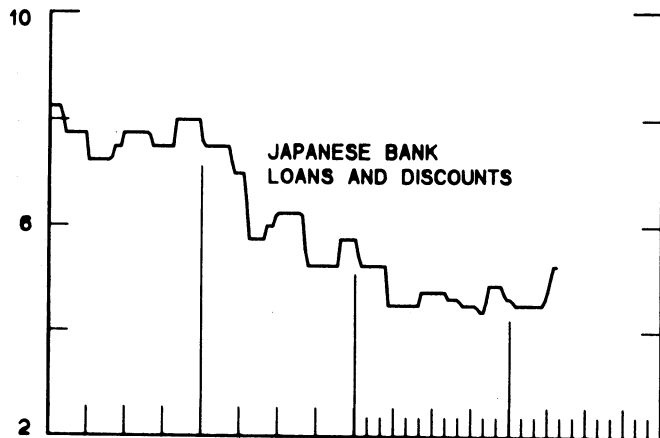
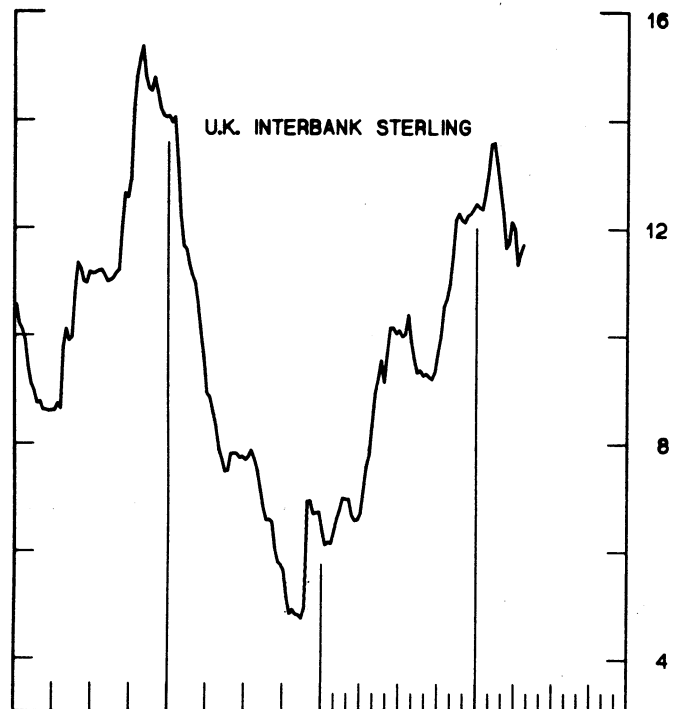
1979

CHART 5
3-MONTH INTEREST RATES
 WEEKLY SERIES

PER CENT PER ANNUM



PER CENT PER ANNUM



1977

1979

1977

1979

CHART 6
EURO-DOLLAR DEPOSIT RATES LONDON
AVERAGES FOR WEEK ENDING WEDNESDAY

PER CENT PER ANNUM

PER CENT PER ANNUM

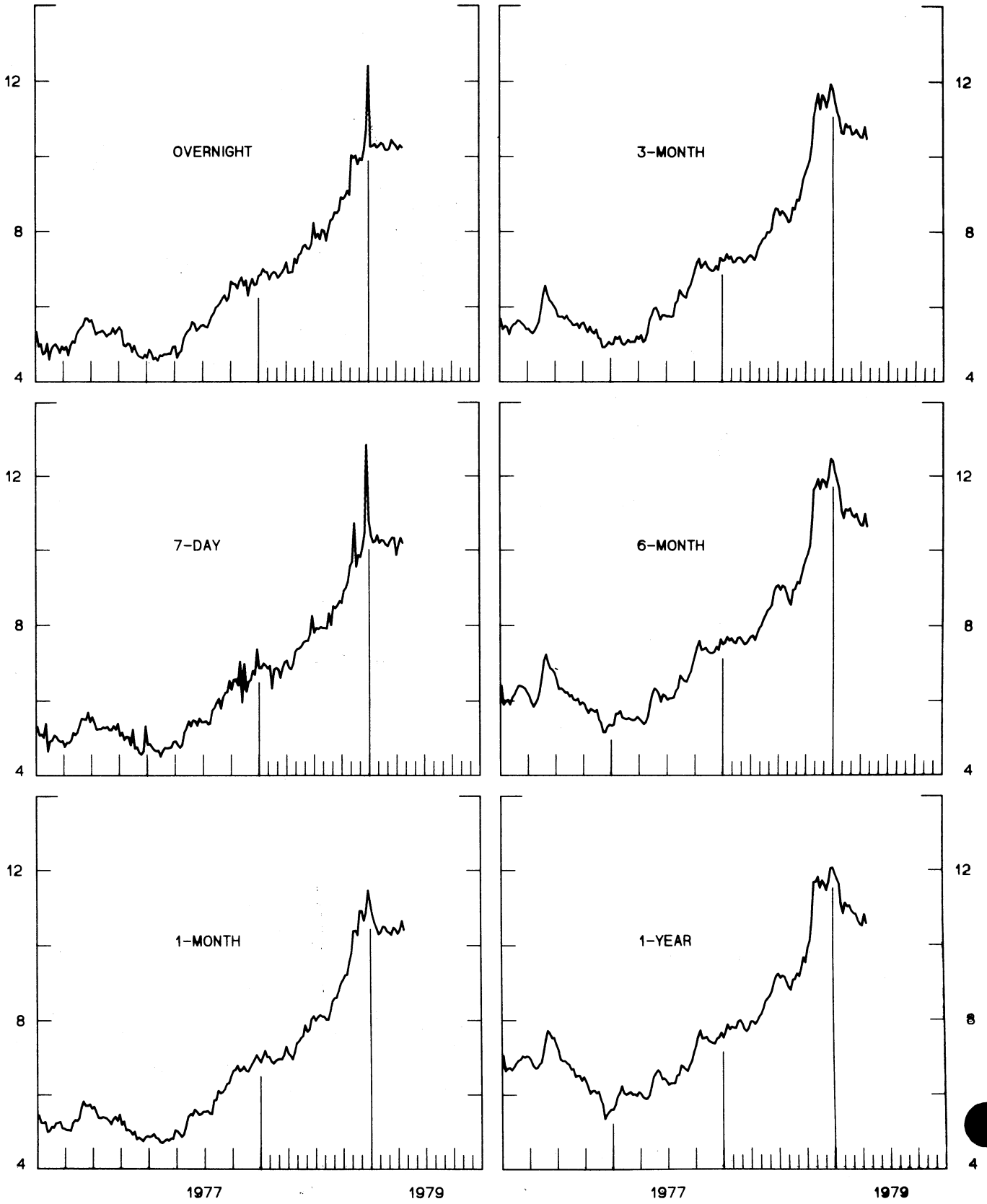
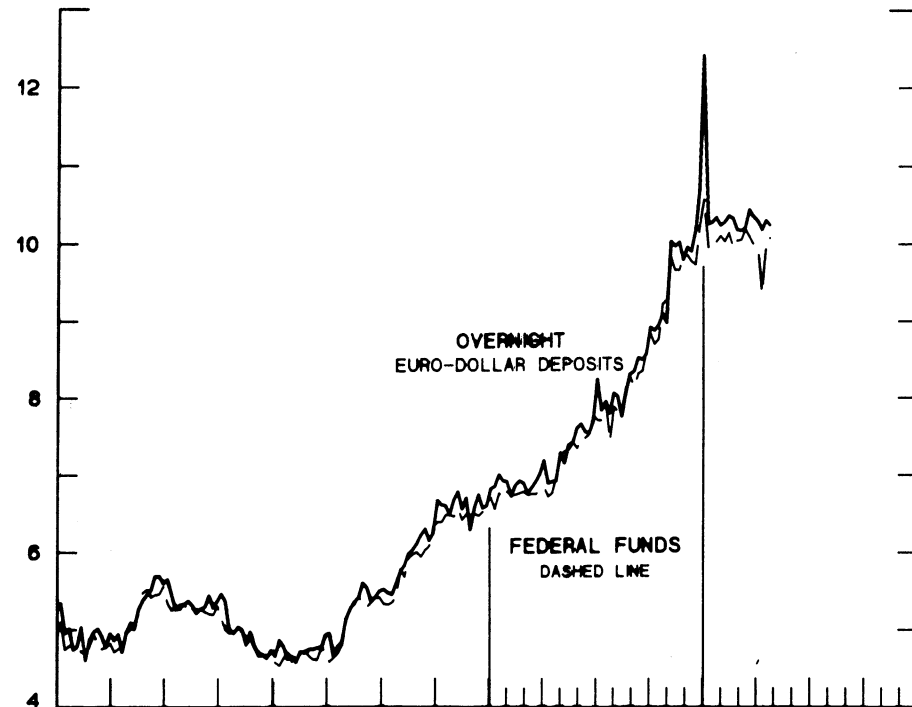
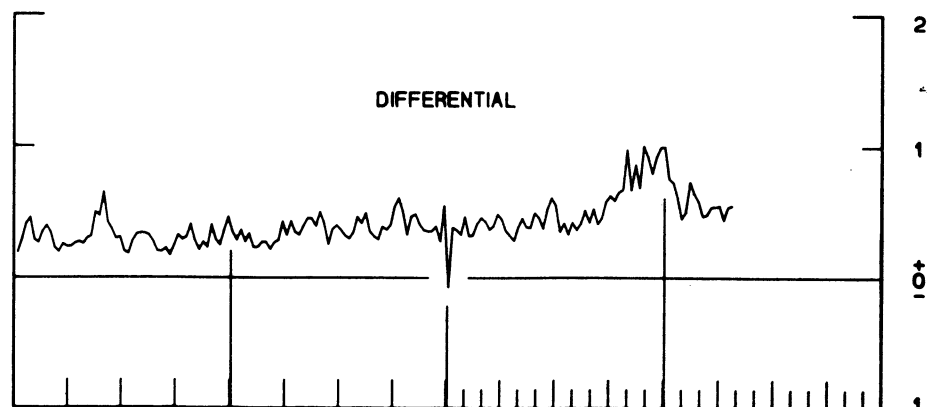
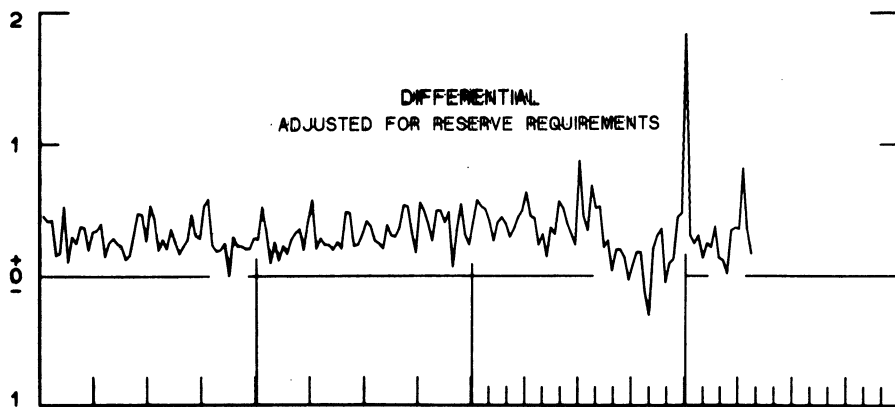
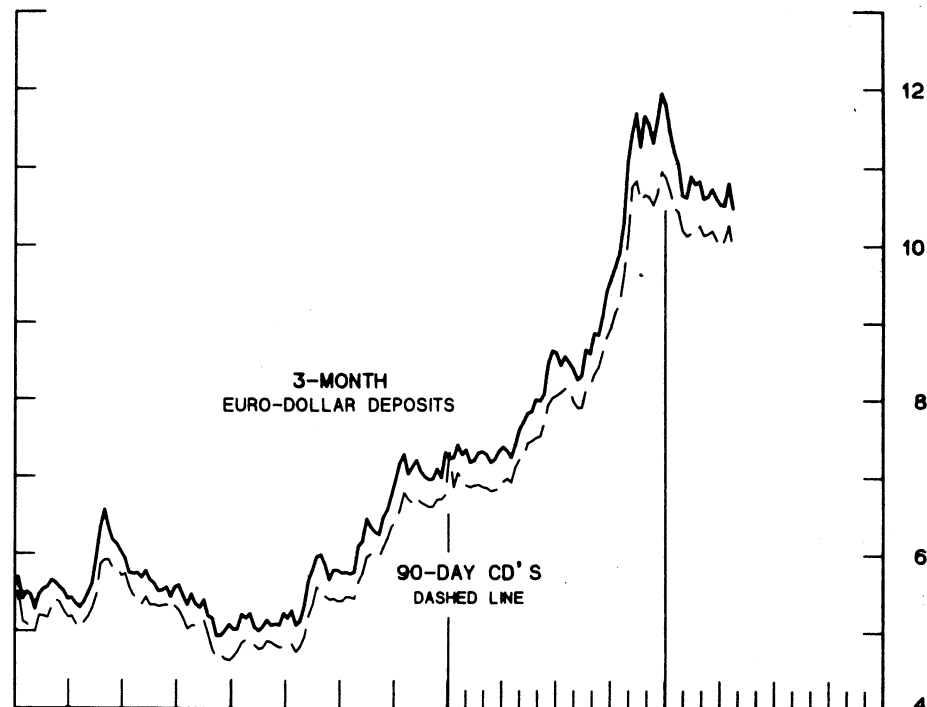


CHART 7
SELECTED EURO-DOLLAR AND U. S. MONEY MARKET RATES
 AVERAGES FOR WEEK ENDING WEDNESDAY

PER CENT PER ANNUM



PER CENT PER ANNUM



1977

1979

1977

1979


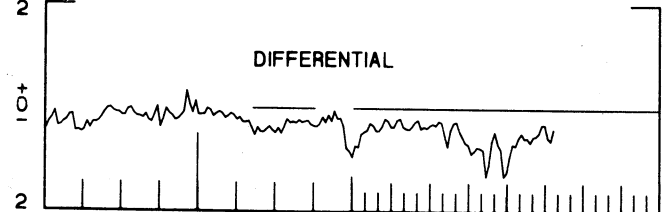
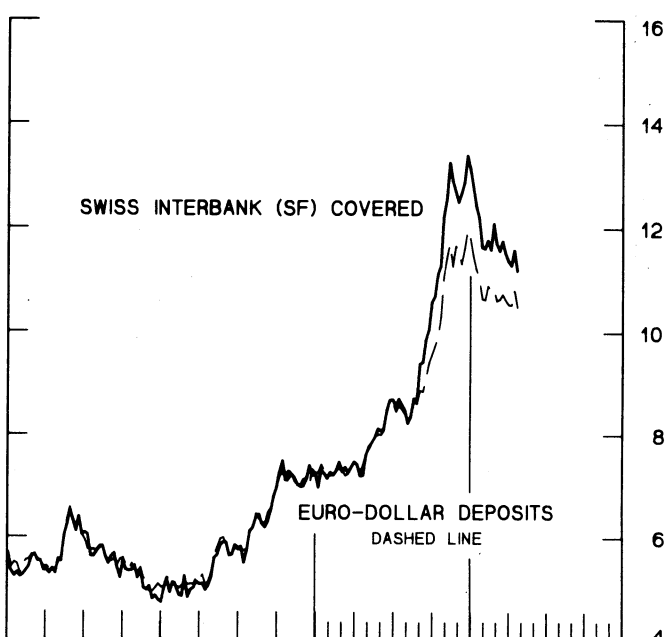
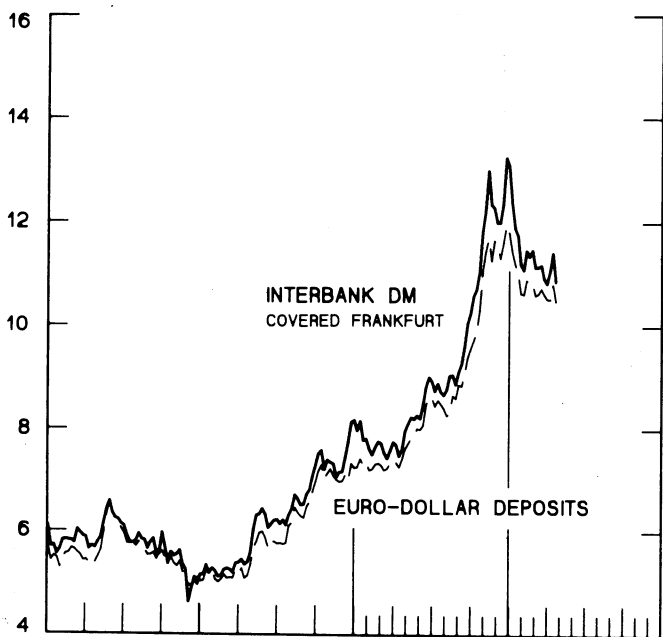
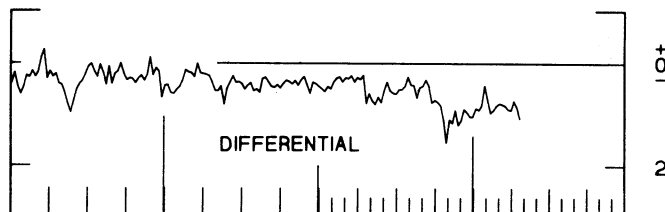
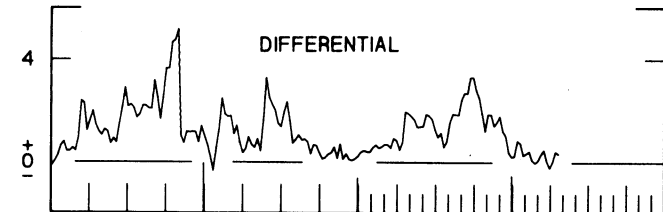
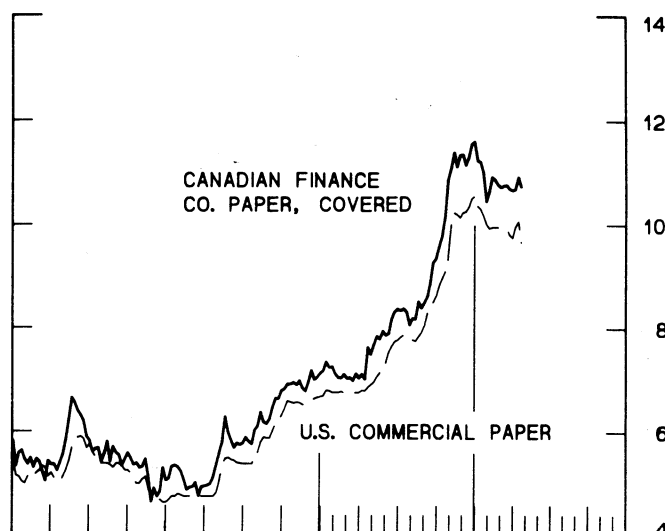
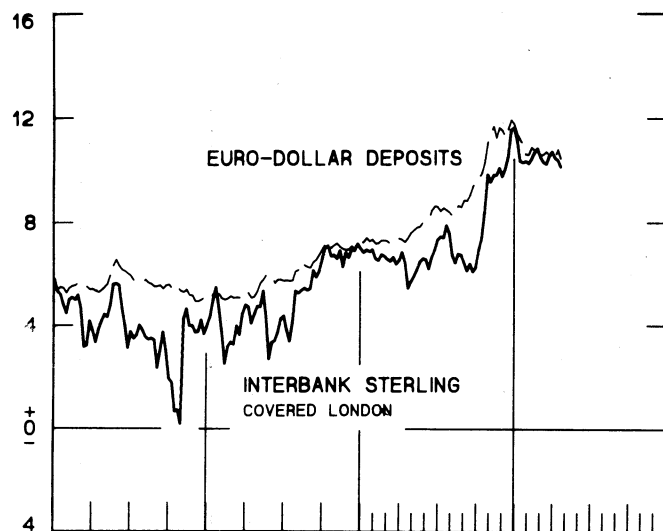
FAVORS BORROWING IN U. S. IF POSITIVE

INTEREST ARBITRAGE: 3-MONTH FUNDS

DIFFERENTIAL: PLUS(+), INDICATES FAVOR DOLLAR ASSETS
AVERAGES FOR WEEK ENDING WEDNESDAY

PER CENT PER ANNUM

PER CENT PER ANNUM



1977

1979

1977

1979

CHART 9
LONG-TERM GOVERNMENT BOND YIELDS
 WEEKLY SERIES

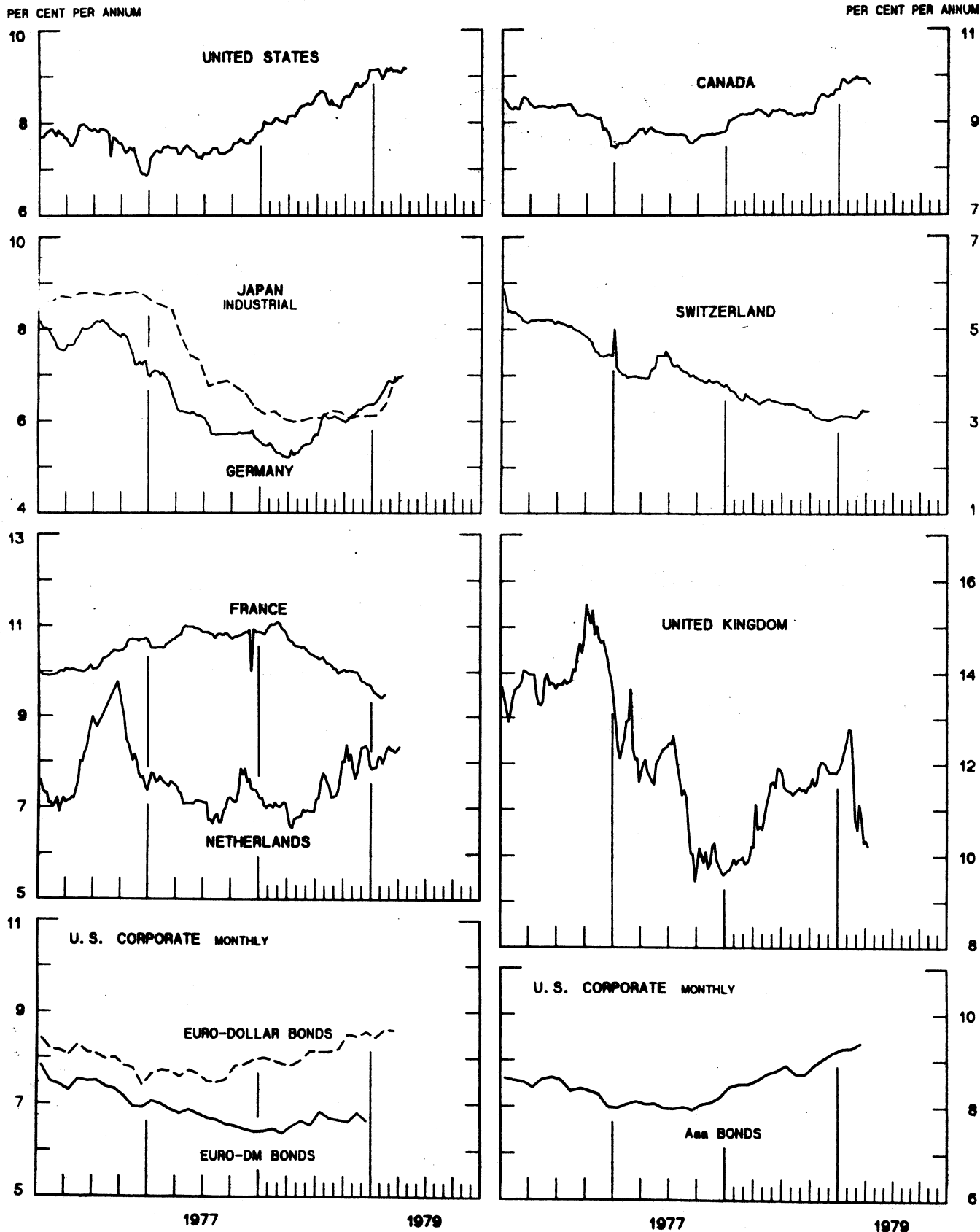
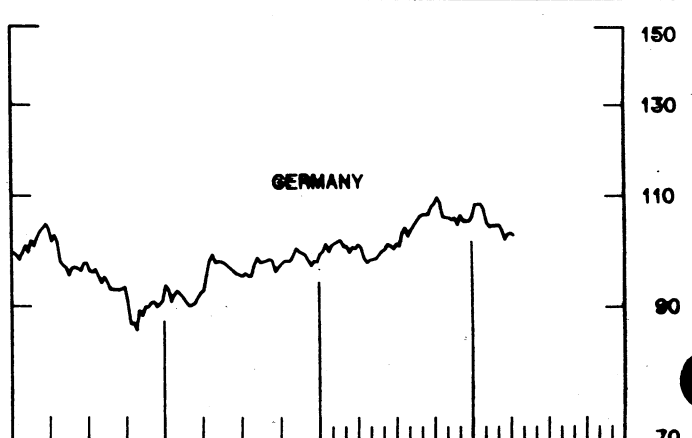
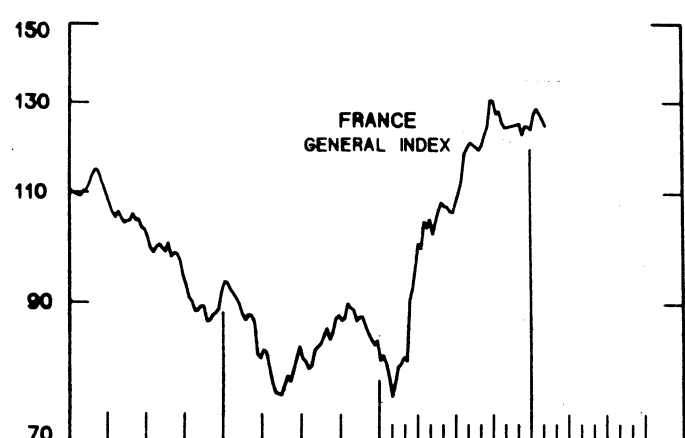
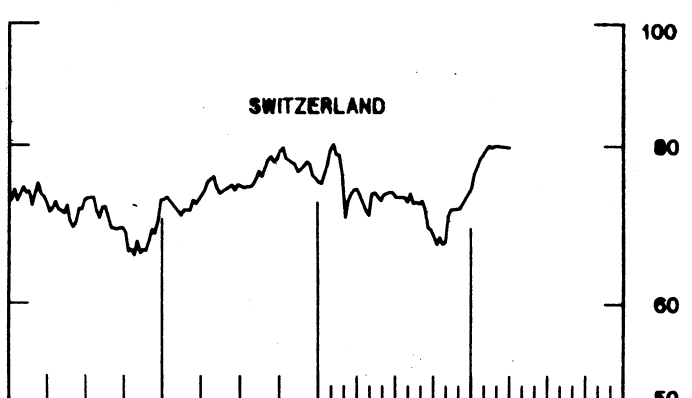
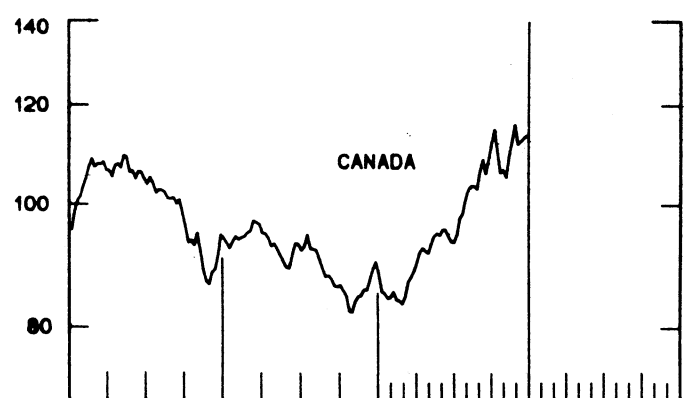
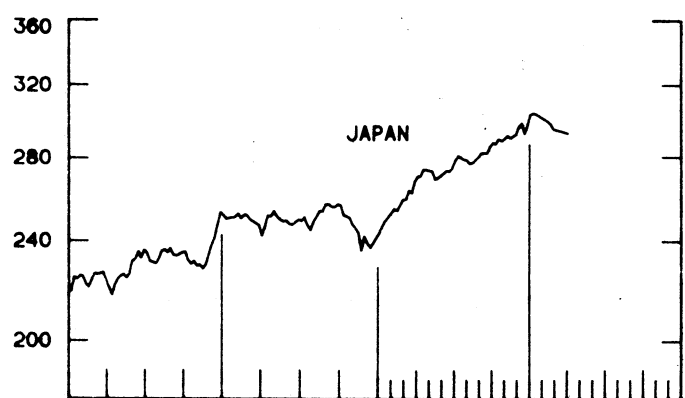
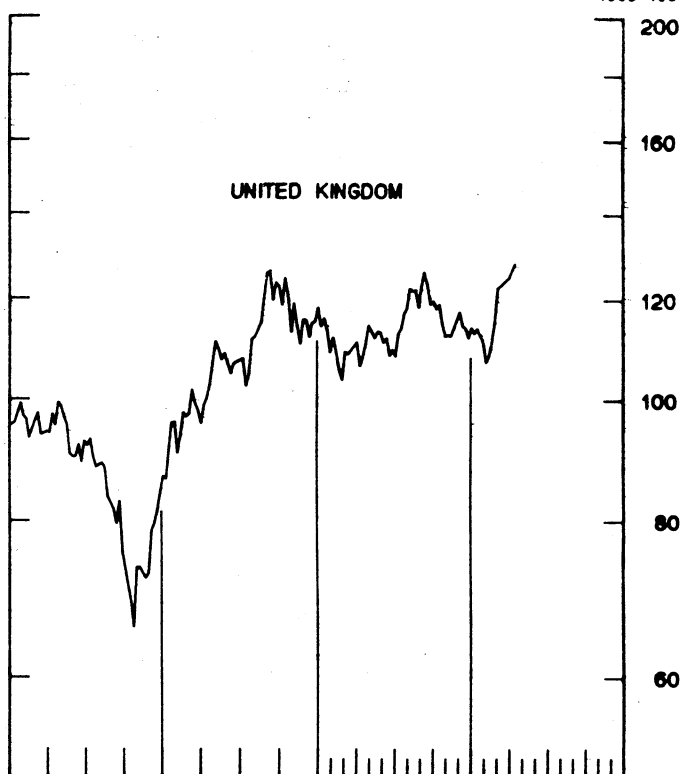
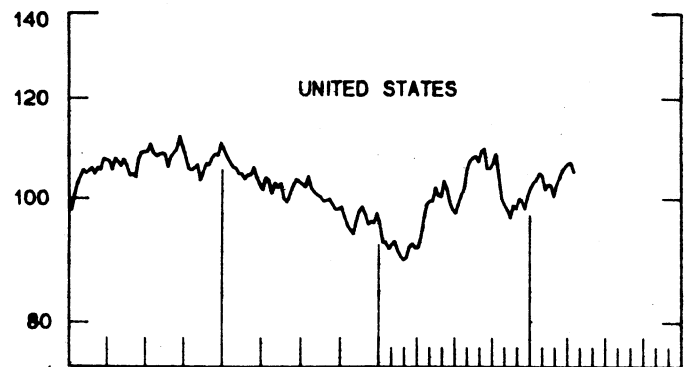


CHART 10
INDUSTRIAL STOCK INDICES
 WEEKLY SERIES

RATIO SCALE
 1969=100

RATIO SCALE
 1969=100



1977

1979

1977

1979

SERIES NAME

LAST VALUE PLOTTED
DATE VALUE

CHART 1. SPOT EXCHANGE RATES AND INDICES

WEEKLY AVERAGES, NOON BUYING RATES (U.S. CENTS)

GERMAN MARK	APRIL 25	52.70
JAPANESE YEN	APRIL 25	0.45894
DUTCH GUILDER	APRIL 25	48.66
U.K. POUND	APRIL 25	206.31
CANADIAN DOLLAR	APRIL 25	87.59
FRENCH FRANC	APRIL 25	22.93
SWISS FRANC	APRIL 25	58.20
BELGIAN FRANC	APRIL 25	3.32006
ITALIAN LIRA	APRIL 25	0.11838

INDICES, MARCH 1973 BASE RATES = 100

GERMAN MARK	APRIL 25	148.26
JAPANESE YEN	APRIL 25	120.17
DUTCH GUILDER	APRIL 25	139.68
U.K. POUND	APRIL 25	83.44
CANADIAN DOLLAR	APRIL 25	87.30
FRENCH FRANC	APRIL 25	103.35
SWISS FRANC	APRIL 25	187.24
BELGIAN FRANC	APRIL 25	130.83
ITALIAN LIRA	APRIL 25	67.25

WEIGHTED AVERAGE EXCHANGE VALUE INDICES, MAR 1973 = 100
(G-10 COUNTRIES PLUS SWITZERLAND)

U.S. DOLLAR	APRIL 25	89.69
GERMAN MARK	APRIL 25	144.58
JAPANESE YEN	APRIL 25	111.61
DUTCH GUILDER	APRIL 25	130.45
U.K. POUND	APRIL 25	74.51
CANADIAN DOLLAR	APRIL 25	78.77
FRENCH FRANC	APRIL 25	94.30
SWISS FRANC	APRIL 25	174.58
BELGIAN FRANC	APRIL 25	121.26
ITALIAN LIRA	APRIL 25	59.49
SWEDISH KRONA	APRIL 25	92.22

CHART 2. 3-MONTH FORWARD EXCHANGE RATES, PREMIUM OR DISCOUNT

CANADIAN DOLLAR	APRIL 25	-0.43
U.K. POUND	APRIL 25	-1.56
GERMAN MARK	APRIL 25	5.31
FRENCH FRANC	APRIL 25	2.51
SWISS FRANC	APRIL 25	9.98
DUTCH GUILDER	APRIL 25	3.42
JAPANESE YEN	APRIL 25	5.43
ITALIAN LIRA	APRIL 25	-1.24

SERIES NAME	LAST VALUE PLOTTED	
	DATE	VALUE
CHART 3. GOLD PRICE IN LONDON, AFTERNOON FIXING		
U.S. DOLLARS PER FINE OUNCE	APRIL 25	239.13
CHART 4. CALL MONEY RATES		
U.S. FEDERAL FUNDS	APRIL 25	10.09
OVERNIGHT EURO-DOLLAR DEPOSITS	APRIL 25	10.26
U.K. 2-DAY LOCAL AUTHORITY DEPOSITS	APRIL 20	12.00
CANADA	APRIL 13	10.98
GERMANY	APRIL 20	5.10
EURO-DM	APRIL 20	5.06
JAPAN	APRIL 20	5.06
FRANCE	APRIL 20	7.13
NETHERLANDS	APRIL 6	6.60
EURO-SWISS FRANCO	APRIL 20	0.84
CHART 5. 3-MONTH INTEREST RATES		
U.S. 90-DAY CD'S, SECONDARY MARKET	APRIL 25	9.94
GERMAN INTERBANK LOAN	APRIL 25	5.56
JAPANESE BANK LOANS & DISCOUNTS	APRIL 25	5.25
CANADIAN FINANCE PAPER	APRIL 25	11.18
INTERBANK STERLING	APRIL 25	11.71
SWISS INTERBANK LOAN	APRIL 25	1.20
WEIGHTED AVERAGE FOREIGN INTEREST RATE (G-10 COUNTRIES PLUS SWITZERLAND)	APRIL 18	6.89
CHART 6. EURO-DOLLAR DEPOSIT RATES: LONDON		
OVERNIGHT	APRIL 25	10.26
7-DAY	APRIL 25	10.21
1-MONTH	APRIL 25	10.43
3-MONTH	APRIL 25	10.49
6-MONTH	APRIL 25	10.65
1-YEAR	APRIL 25	10.58
CHART 7. SELECTED EURO-DOLLAR AND U.S. MONEY MARKET RATES		
OVERNIGHT EURO-DOLLAR DEPOSITS	APRIL 25	10.26
U.S. FEDERAL FUNDS	APRIL 25	10.09
DIFFERENTIAL ADJ. FOR RESERVE REQUIREMENTS	APRIL 25	0.17
3-MONTH EURO-DOLLAR DEPOSIT RATE	APRIL 25	10.49
U.S. 90-DAY CD'S, SECONDARY MARKET	APRIL 25	9.94
DIFFERENTIAL	APRIL 25	0.55

SERIES NAME

LAST VALUE PLOTTED
DATE VALUE

CHART 8. INTEREST ARBITRAGE, 3-MONTH FUNDS

EURO-DOLLAR DEPOSIT	APRIL 25	10.49
INTERBANK STERLING (LONDON), COVERED	APRIL 25	10.16
DIFFERENTIAL	APRIL 25	0.33
U.S. COMMERCIAL PAPER	APRIL 25	9.67
CANADIAN FINANCE PAPER, COVERED	APRIL 25	10.75
DIFFERENTIAL	APRIL 25	-1.08
EURO-DOLLAR DEPOSIT	APRIL 25	10.49
INTERBANK DM (FRANKFURT), COVERED	APRIL 25	10.87
DIFFERENTIAL	APRIL 25	-0.38
EURO-DOLLAR DEPOSIT	APRIL 25	10.49
SWISS INTERBANK, COVERED	APRIL 25	11.18
DIFFERENTIAL	APRIL 25	-0.70

CHART 9. LONG TERM GOVERNMENT BOND YIELDS

UNITED STATES	APRIL 20	9.17
GERMANY	APRIL 13	6.99
JAPAN (MONTHLY)	MARCH	6.95
SWITZERLAND	APRIL 13	3.22
CANADA	APRIL 13	9.81
FRANCE	FEB. 16	9.49
NETHERLANDS	APRIL 6	8.33
UNITED KINGDOM	APRIL 13	10.20

U.S. CORPORATE

AAA BONDS	MARCH	9.37
EURO-DM BONDS	DEC.	6.63
EURO-DOLLAR BONDS	MARCH	8.59

CHART 10. INDUSTRIAL STOCK INDICES

UNITED STATES	APRIL 20	105.13
JAPAN	APRIL 6	293.33
CANADA	DEC. 29	113.81
FRANCE	FEB. 9	124.62
UNITED KINGDOM	APRIL 20	128.32
SWITZERLAND	APRIL 6	79.80
GERMANY	APRIL 13	102.33



FEDERAL RESERVE statistical release

H.10(512)

FOREIGN EXCHANGE RATES

APRIL 30, 1979

FOR THE WEEK ENDING APRIL 27, 1979

The Board of Governors of the Federal Reserve System is advised that the Federal Reserve Bank of New York has certified for customs purposes the following noon buying rate in New York City for cable transfers payable in foreign currencies:

COUNTRY	MONETARY UNIT	(RATE U.S. CENTS)				
		APR. 23	APR. 24	APR. 25	APR. 26	APR. 27
AUSTRALIA	DOLLAR	110.5100	110.6000	110.4800	110.5600	110.3700
AUSTRIA	SCHILLING	7.15436	7.18520	7.18907	7.18520	7.18649
BELGIUM	FRANC	3.31675	3.32116	3.32447	3.31785	3.31895
CANADA	DOLLAR	87.5734	87.7116	87.5964	87.4050	87.4891
DENMARK	KRONE	18.8964	18.9250	18.9394	18.9036	18.9179
FINLAND	MARKKA	24.9159	24.9377	24.9594	24.9252	24.8911
FRANCE	FRANC	22.8938	22.9358	22.9727	23.0017	22.9489
GERMANY	D. MARK	52.6233	52.7037	52.8430	52.8709	52.7204
INDIA	RUPEE	12.0500	12.0500	12.0000	12.0000	11.9500
IRELAND	POUND	201.1000	201.6800	201.2000	201.7000	202.2500
ITALY	LIRA	0.11823	0.11838	0.11861	0.11827	0.11818
JAPAN	YEN	0.45798	0.45777	0.45830	0.45851	0.45475
MALAYSIA	DOLLAR	44.9236	44.9438	44.9640	44.9742	44.9539
MEXICO	PESO	4.3764	4.3764	4.3783	4.3783	4.3764
NETHERLANDS	GUILDER	48.5838	48.6689	48.6974	48.7424	48.6855
NEW ZEALAND	DOLLAR	104.6500	104.6500	104.5500	104.3500	104.4500
NORWAY	KRONE	19.4099	19.4099	19.3836	19.3855	19.3798
PORTUGAL	ESCUDO	2.0387	2.0429	2.0429	2.0383	2.0383
SOUTH AFRICA	RAND	117.9500	117.9500	118.0000	117.8500	117.7500
SPAIN	PESETA	1.4693	1.4736	1.4743	1.4749	1.5140
SRI LANKA	RUPEE	6.4300	6.4300	6.4300	6.4300	6.4250
SWEDEN	KRONA	22.7376	22.7479	22.7324	22.7428	22.7273
SWITZERLAND	FRANC	58.1058	58.2072	58.3431	58.3942	58.2751
UNITED KINGDOM	POUND	207.1400	206.5500	203.6500	204.7300	205.5200