

DATA FILE  
LIBRARY  
FEDERAL RESERVE BANK  
OF CHICAGO

LIBRARY  
MAY 4 1979  
FEDERAL RESERVE  
BANK OF CHICAGO

# Selected Interest & Exchange Rates

## Weekly Series of Charts

April 23, 1979

Prepared by the  
FINANCIAL MARKETS  
SECTION

DIVISION OF  
INTERNATIONAL FINANCE

BOARD OF GOVERNORS  
FEDERAL RESERVE SYSTEM  
Washington, D.C. 20551

---

# Table of Contents

## **TABLES**

1. LATEST FIGURES PLOTTED
2. DAILY CERTIFIED SPOT EXCHANGE RATES--  
H.10 RELEASE

## **CHARTS**

1. SPOT EXCHANGE RATE INDICES
2. 3-MONTH FORWARD EXCHANGE RATES
3. GOLD PRICE--LONDON
4. CALL MONEY RATES
5. 3-MONTH INTEREST RATES
6. EURO-DOLLAR DEPOSIT RATES
7. SELECTED EURO-DOLLAR AND  
U.S. MONEY MARKET RATES
8. INTEREST ARBITRAGE: 3-MONTH FUNDS
9. LONG-TERM GOVERNMENT BOND YIELDS
10. INDUSTRIAL STOCK INDICES

## **SUBSCRIPTION RATES:**

Weekly \$15.00 per year or \$.40 each in the United States, its possessions, Canada, and Mexico; 10 or more of the same issue to one address, \$13.50 per year or \$.35 each. Elsewhere, \$20.00 per year or \$.50 each. Address requests to Publications Services, Division of Administrative Services, and make payment remittance payable to the order of the Board of Governors of the Federal Reserve System in a form collectible at par in U.S. Currency.

# SPOT EXCHANGE INDICES

DOLLAR PRICES OF FOREIGN CURRENCIES AND WEIGHTED AVERAGE VALUES (THIN LINE)  
AVERAGES FOR WEEK ENDING WEDNESDAY

RATIO SCALE  
MARCH 1973=100

RATIO SCALE  
MARCH 1973=100

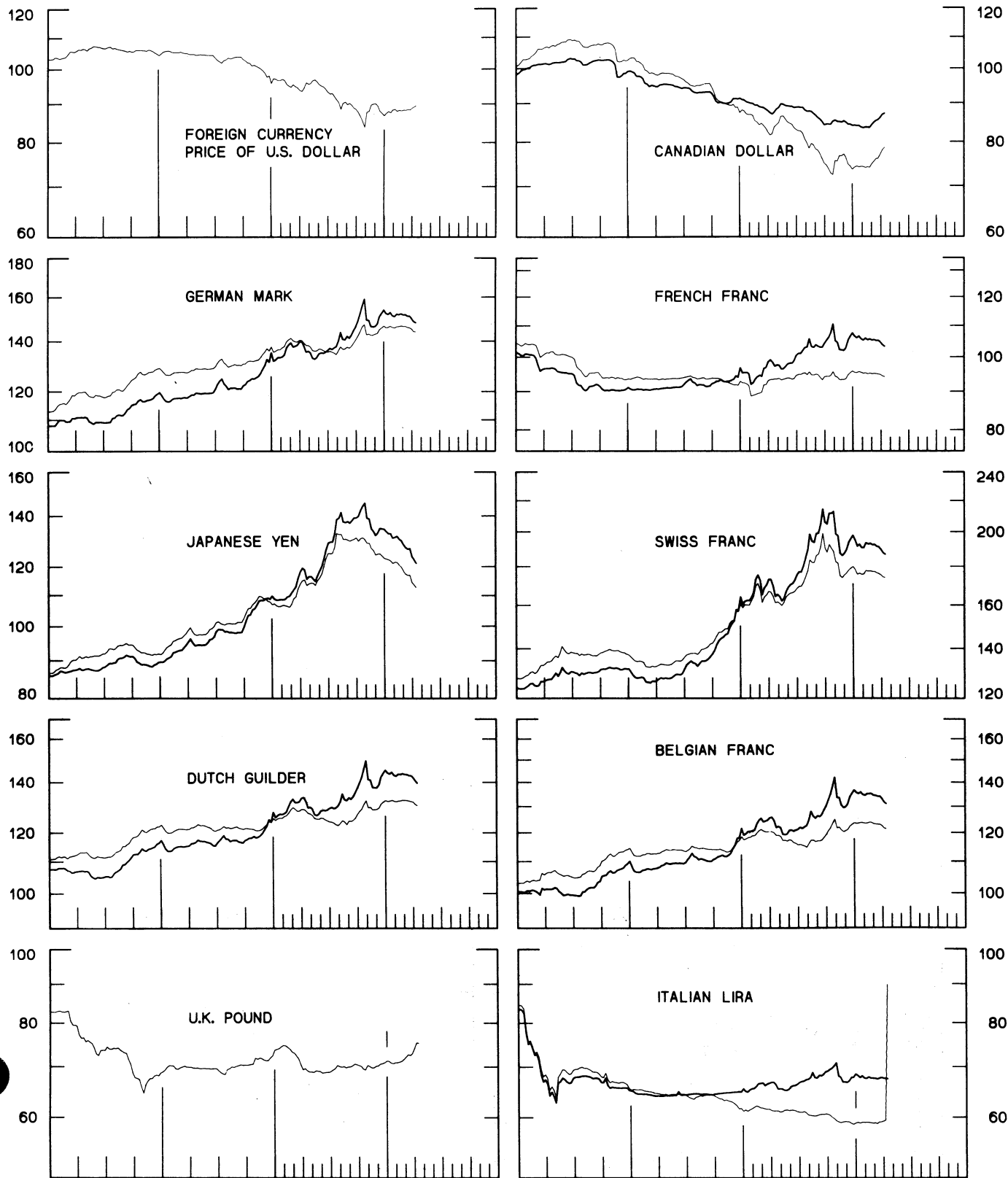


CHART 2  
**3-MONTH FORWARD EXCHANGE RATES**  
 PREMIUM (+) OR (-)  
 AVERAGES FOR WEEK ENDING WEDNESDAY

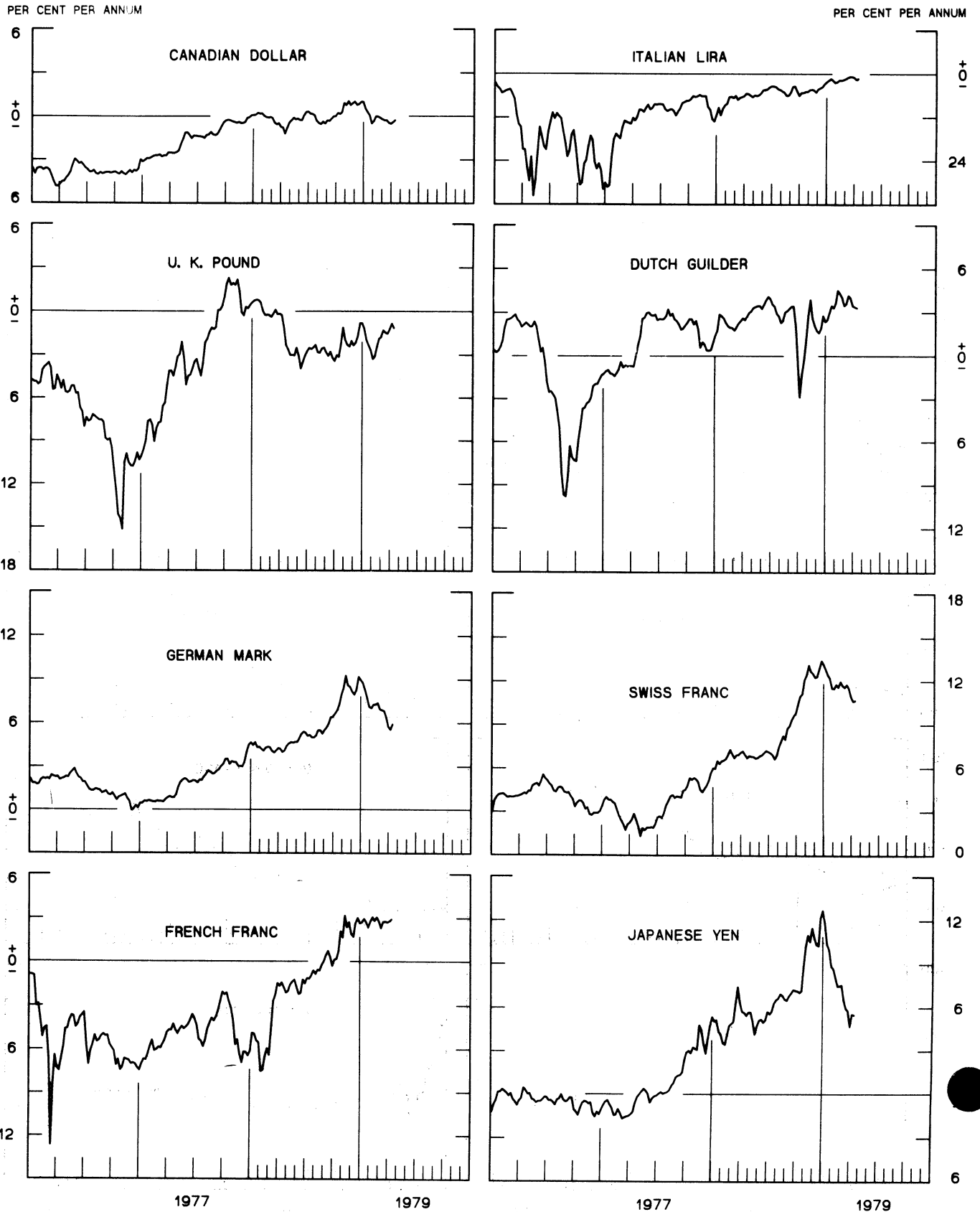
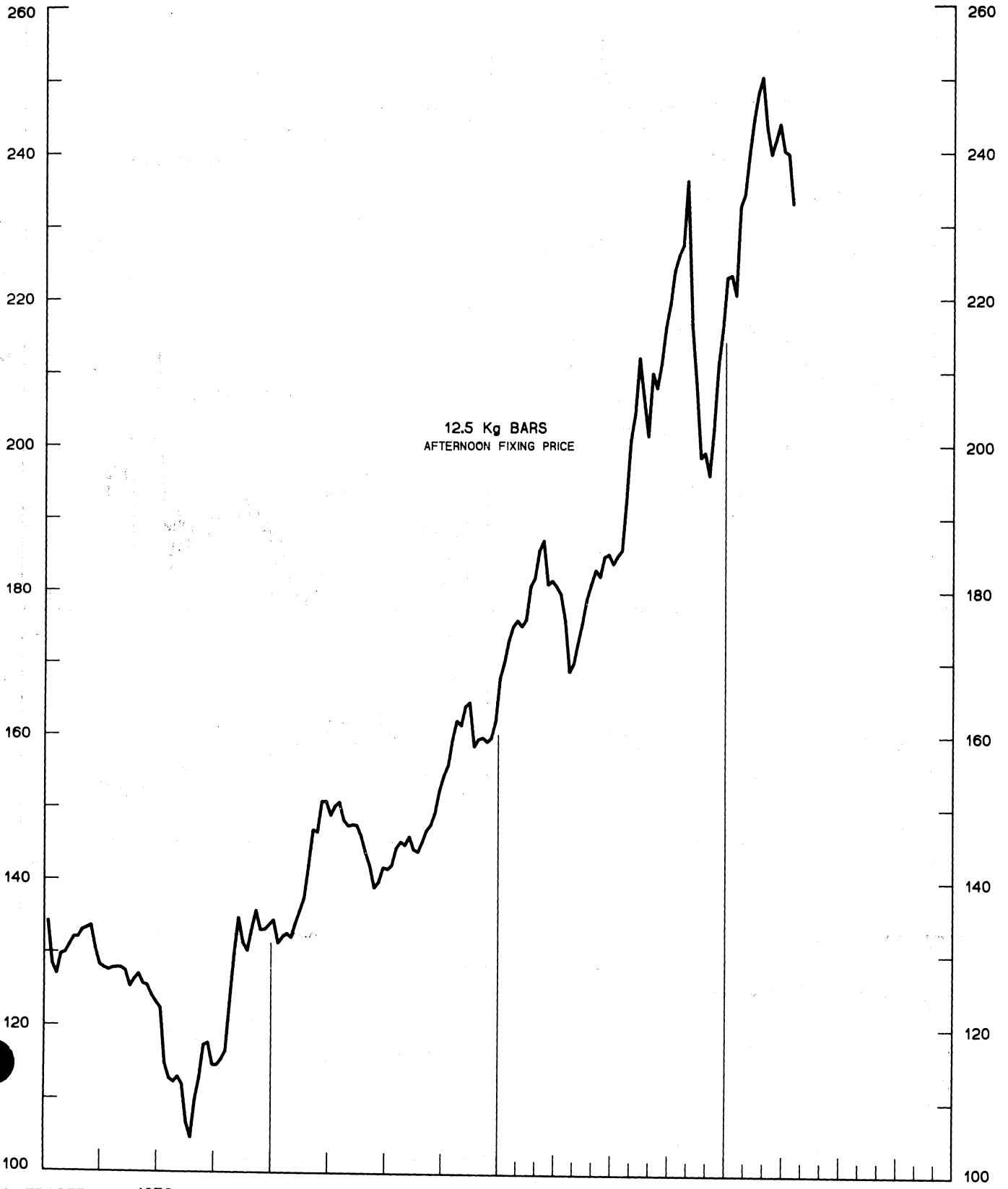


CHART 3  
PRICE OF GOLD IN LONDON  
AVERAGES FOR WEEK ENDING WEDNESDAY

U.S. DOLLARS PER FINE OUNCE

U.S. DOLLARS PER FINE OUNCE



12.5 Kg BARS  
AFTERNOON FIXING PRICE

CHART 4  
**CALL MONEY RATES**  
 WEEKLY SERIES

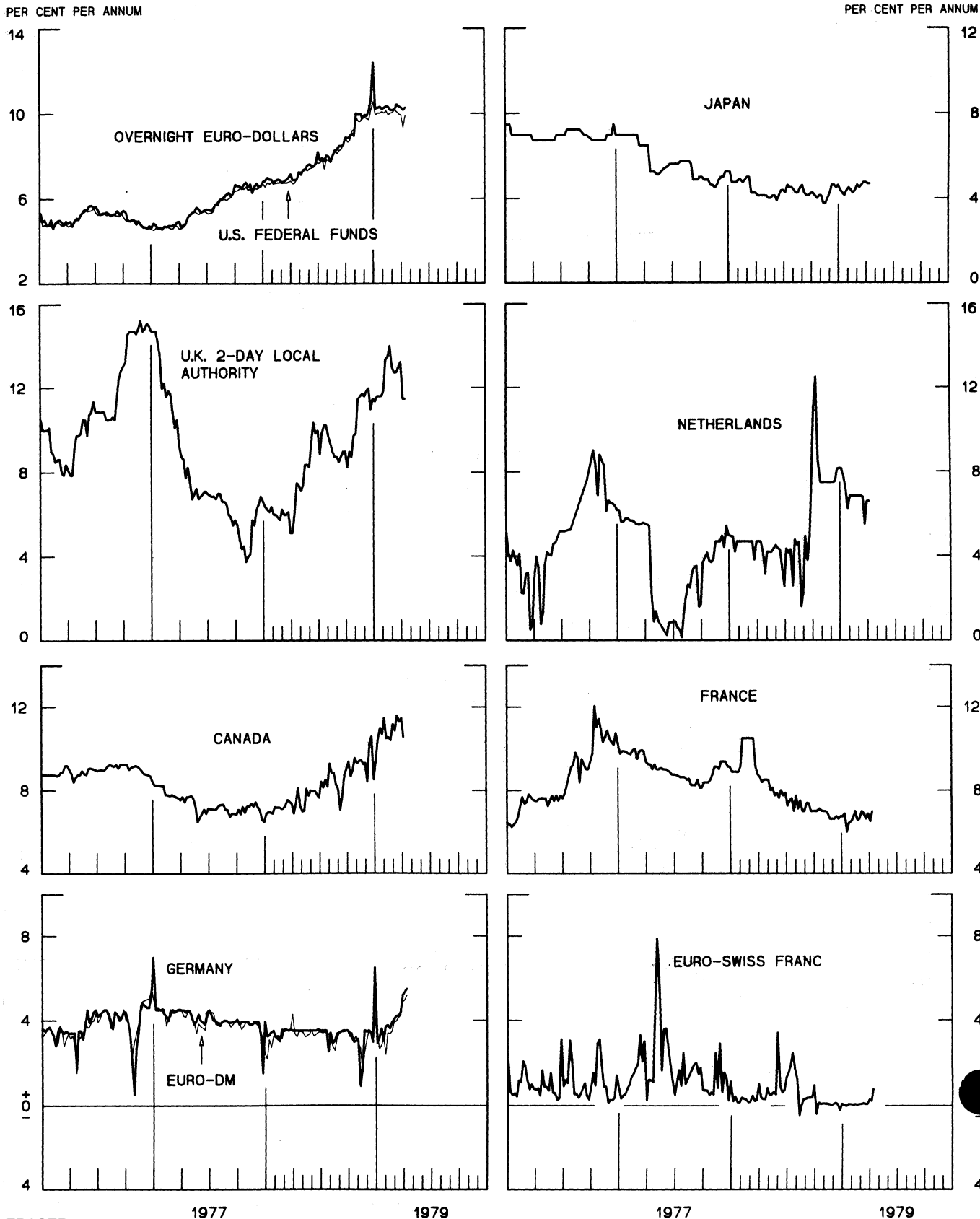
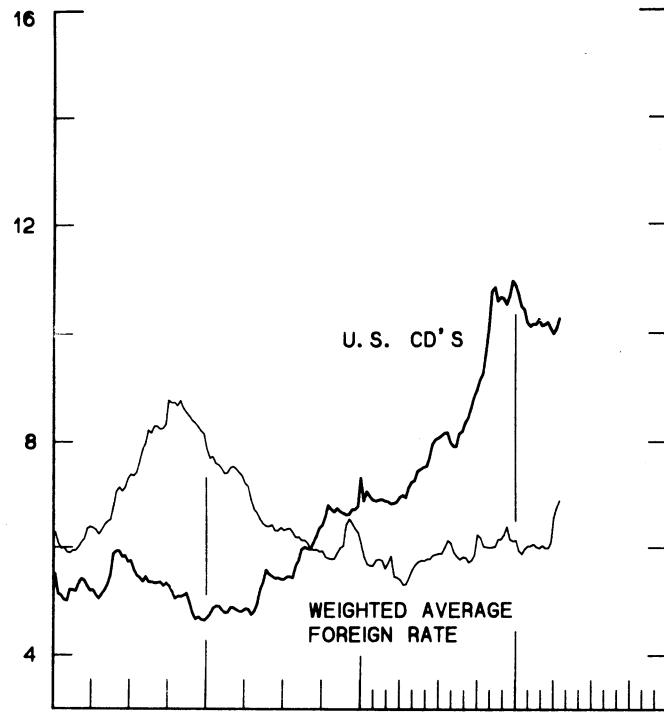
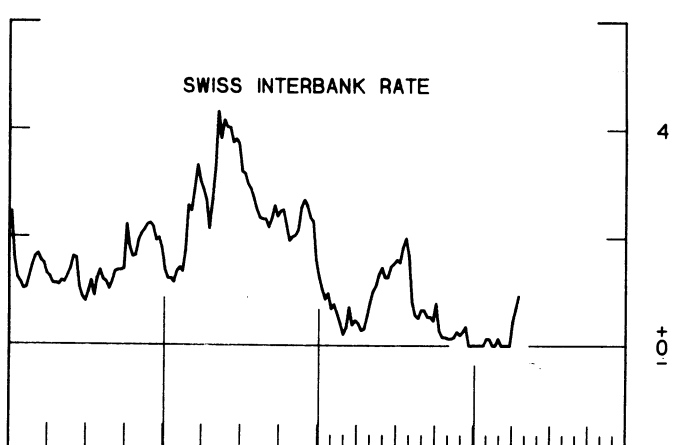
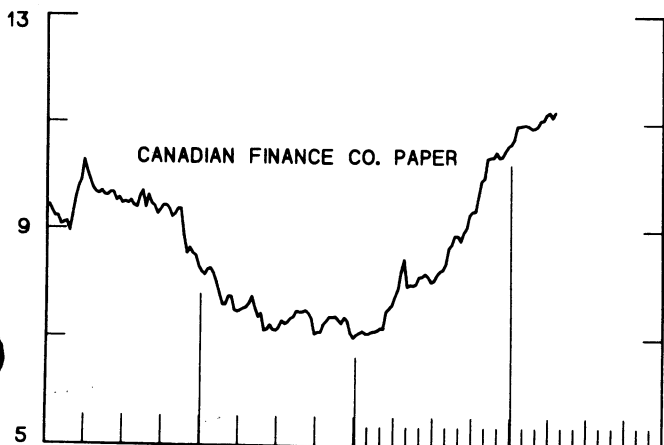
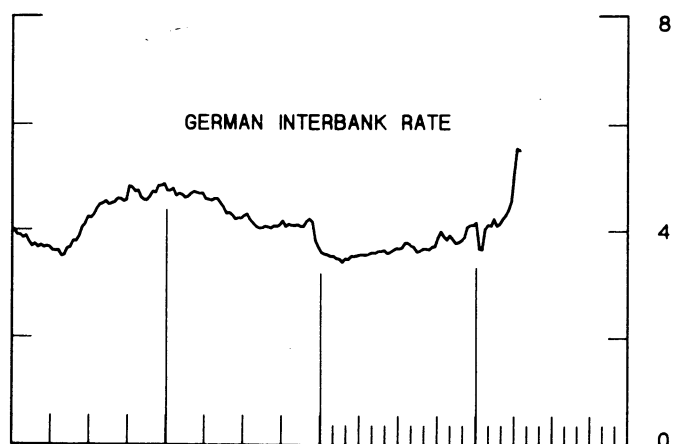
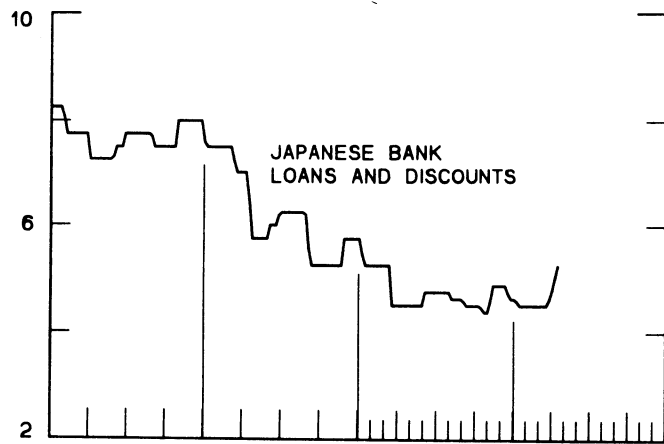
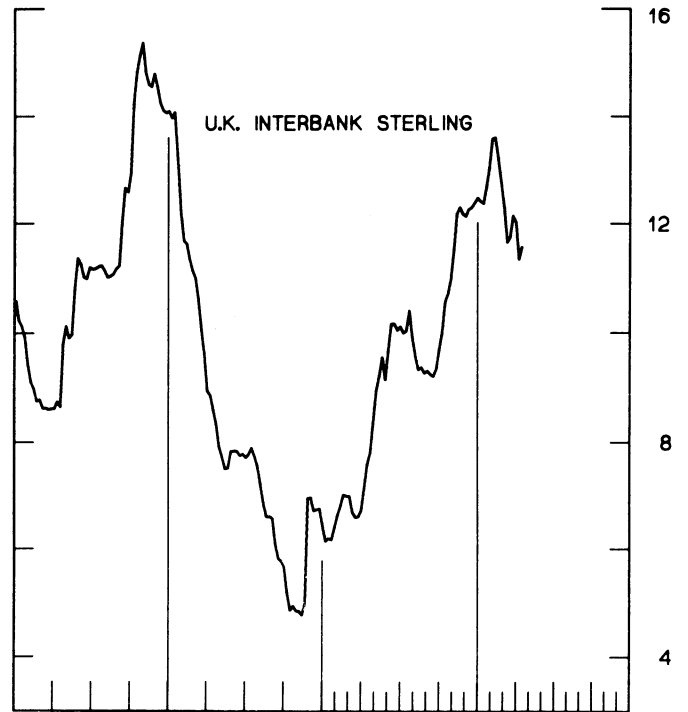


CHART 5  
**3-MONTH INTEREST RATES**  
 WEEKLY SERIES

PER CENT PER ANNUM



PER CENT PER ANNUM



1977

1979

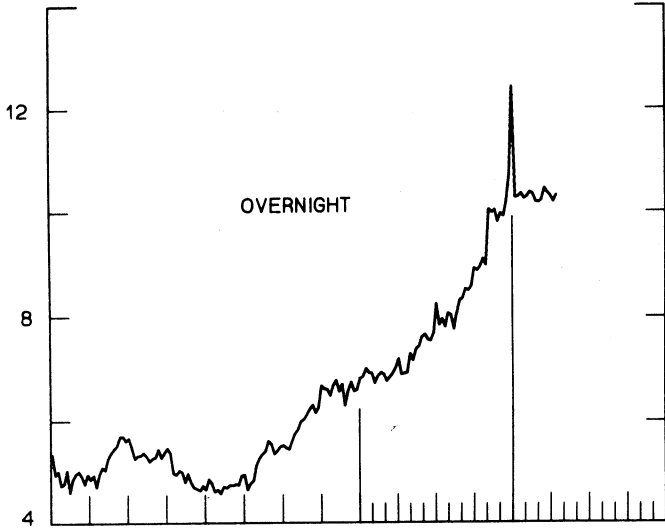
1977

1979

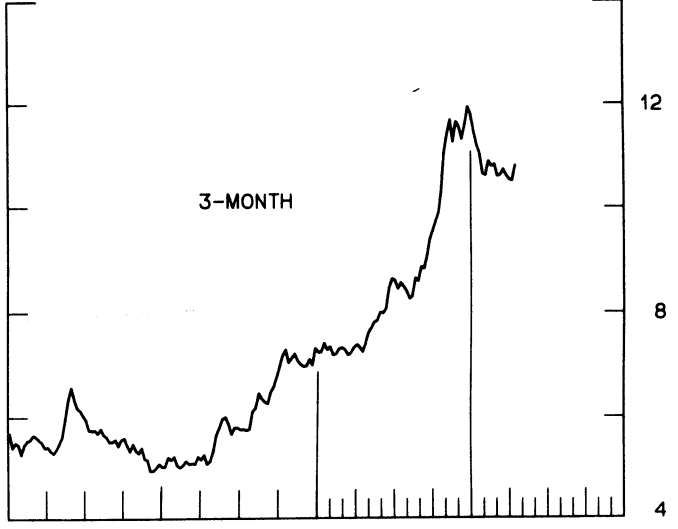
CHART 6  
EURO-DOLLAR DEPOSIT RATES LONDON  
AVERAGES FOR WEEK ENDING WEDNESDAY

PER CENT PER ANNUM

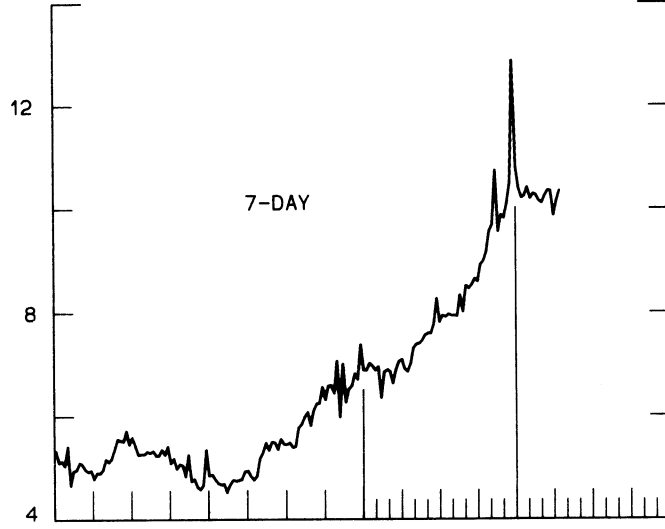
PER CENT PER ANNUM



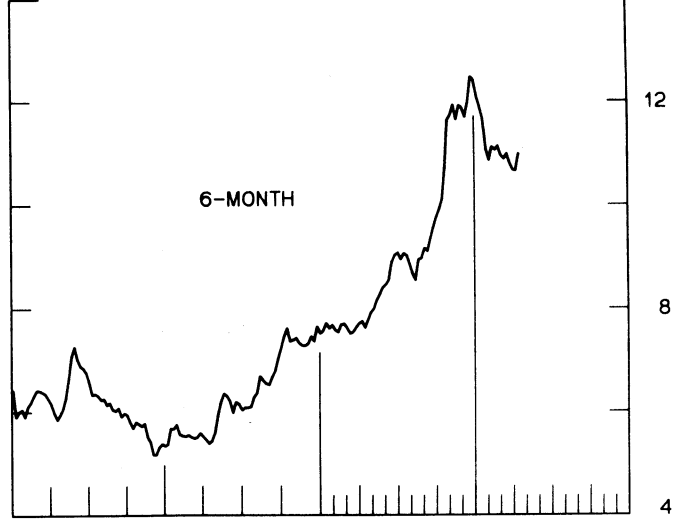
OVERNIGHT



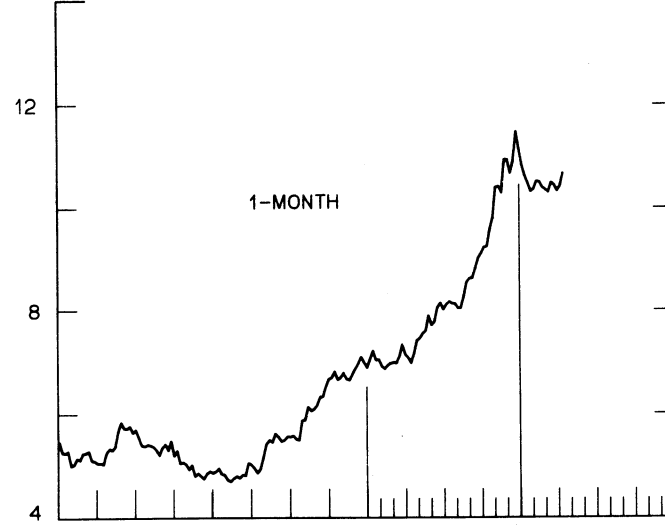
3-MONTH



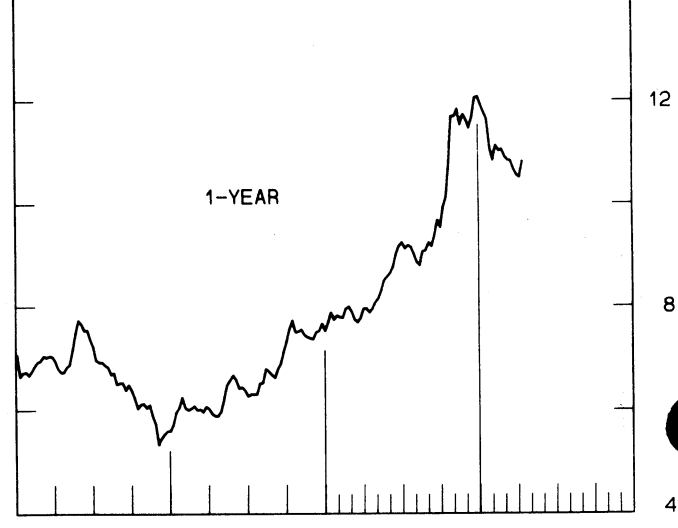
7-DAY



6-MONTH



1-MONTH



1-YEAR

1977

1979

1977

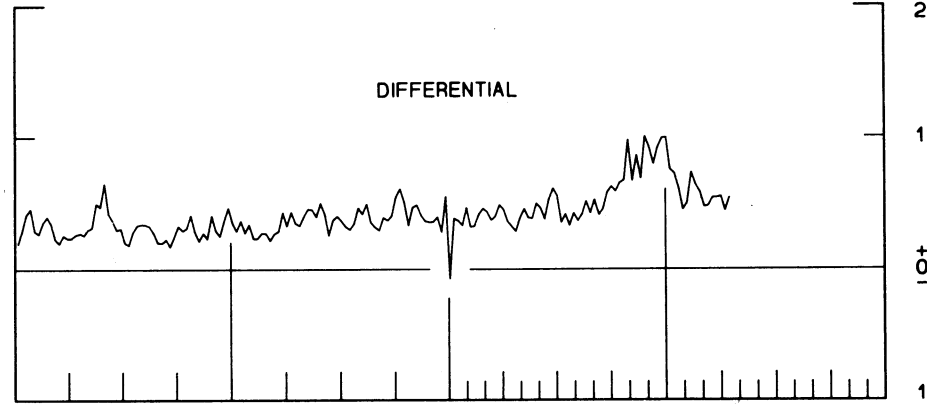
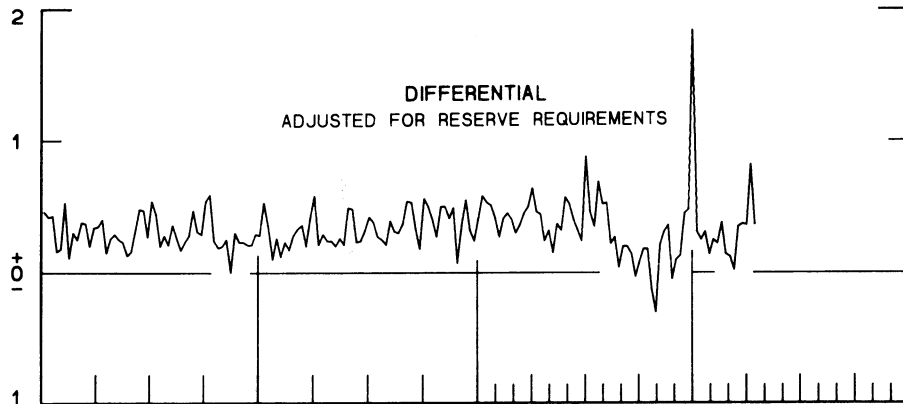
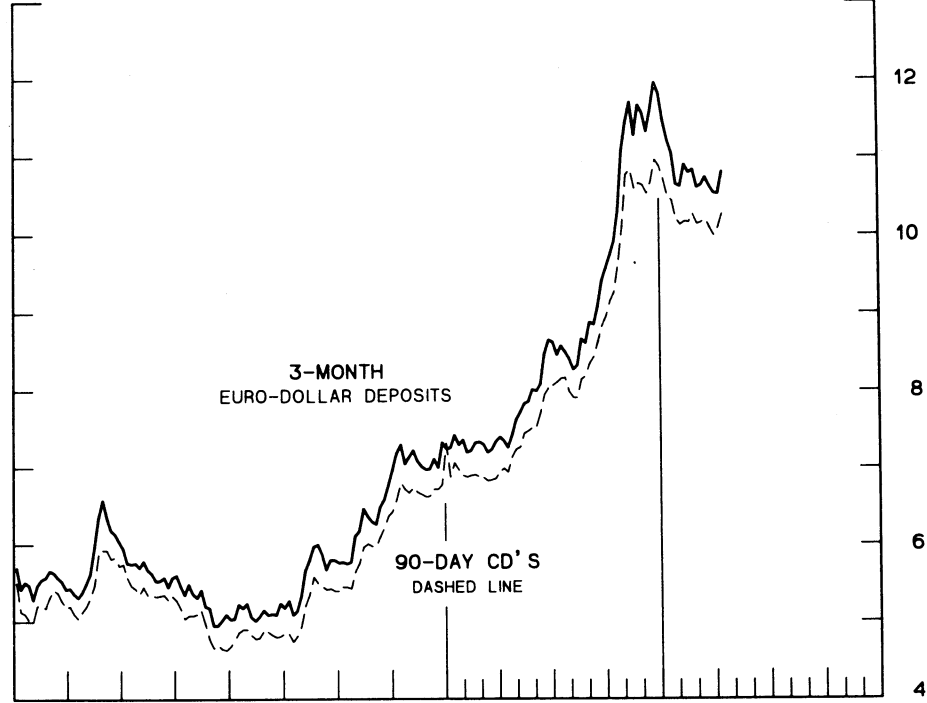
1979



CHART 7  
**SELECTED EURO-DOLLAR AND U. S. MONEY MARKET RATES**  
 AVERAGES FOR WEEK ENDING WEDNESDAY

PER CENT PER ANNUM

PER CENT PER ANNUM



1977

1979

1977

1979

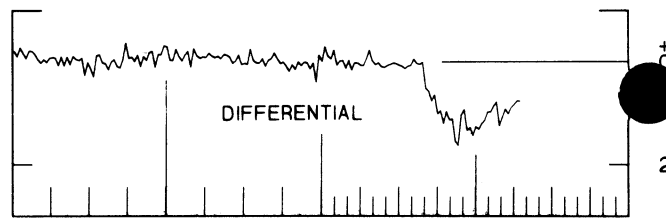
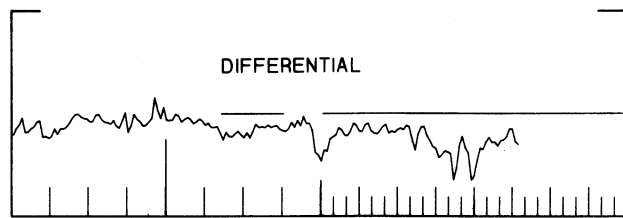
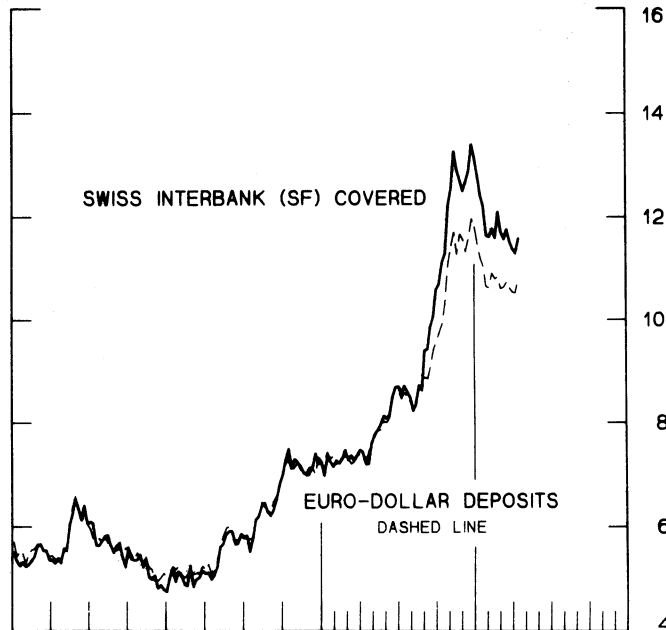
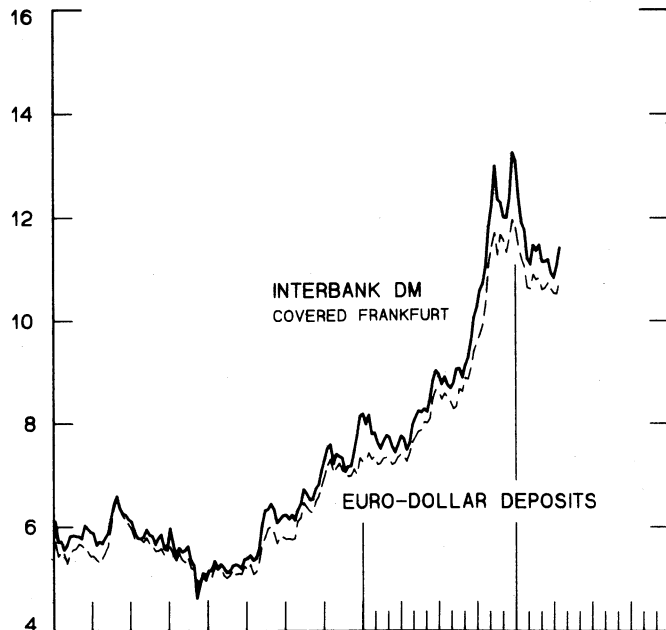
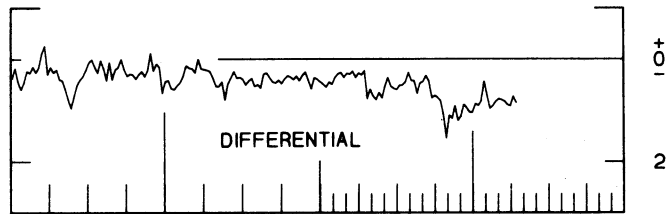
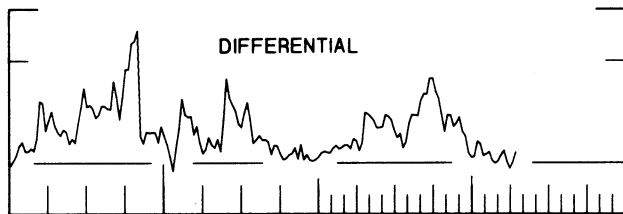
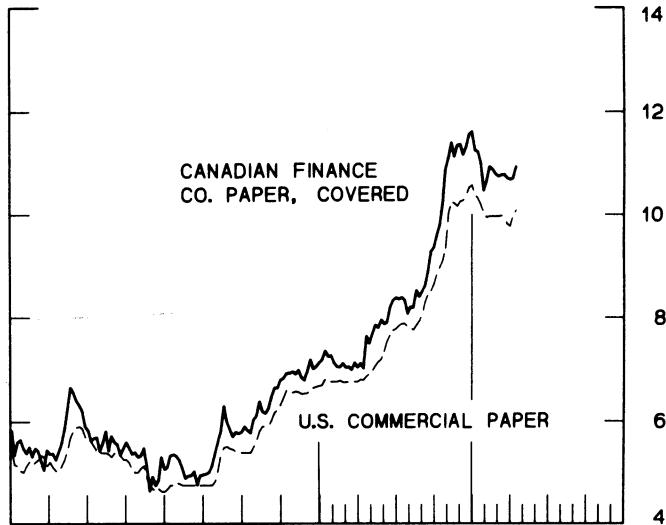
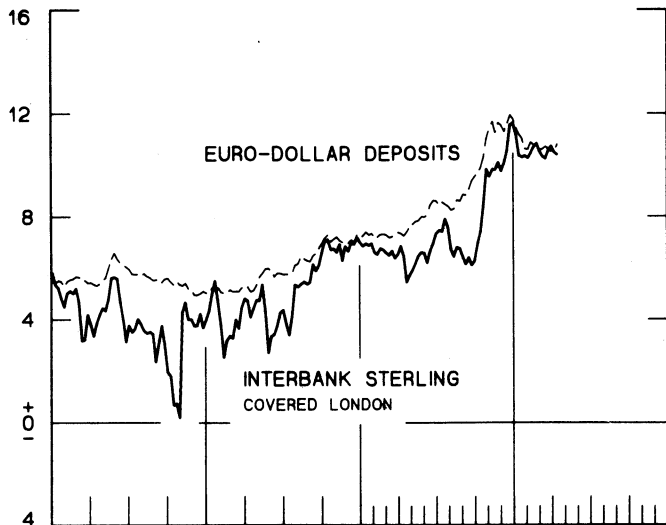
FAVORS BORROWING IN U. S. IF POSITIVE

# INTEREST ARBITRAGE: 3-MONTH FUNDS

DIFFERENTIAL: PLUS(+), INDICATES FAVOR DOLLAR ASSETS  
AVERAGES FOR WEEK ENDING WEDNESDAY

PER CENT PER ANNUM

PER CENT PER ANNUM



1977

1979

1977

1979

CHART 9  
**LONG-TERM GOVERNMENT BOND YIELDS**  
 WEEKLY SERIES

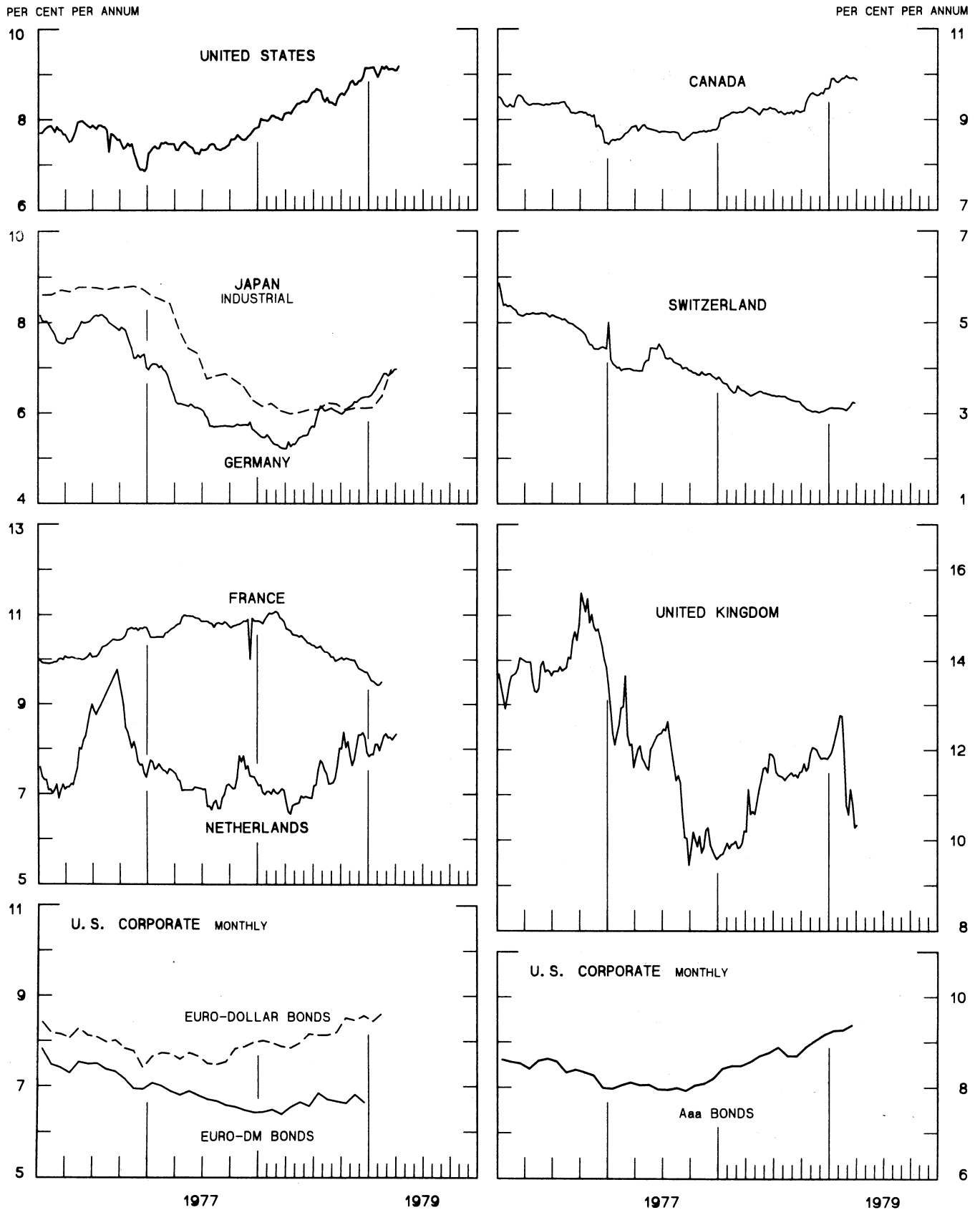
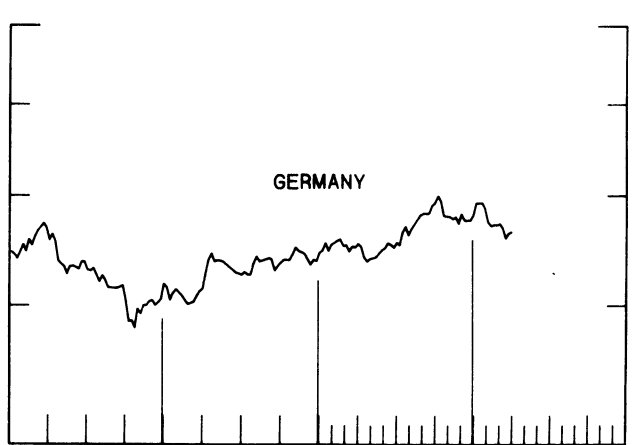
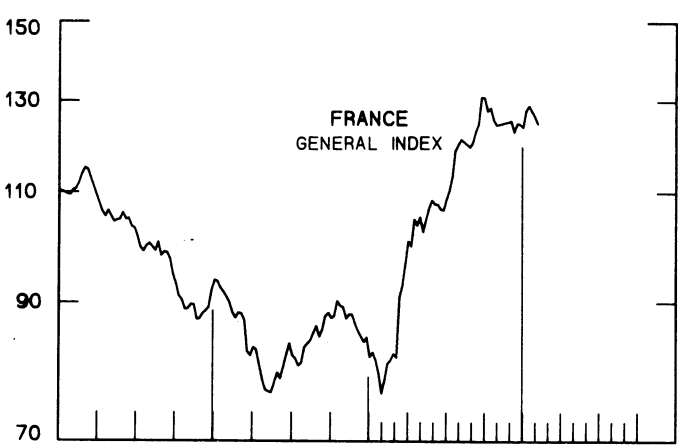
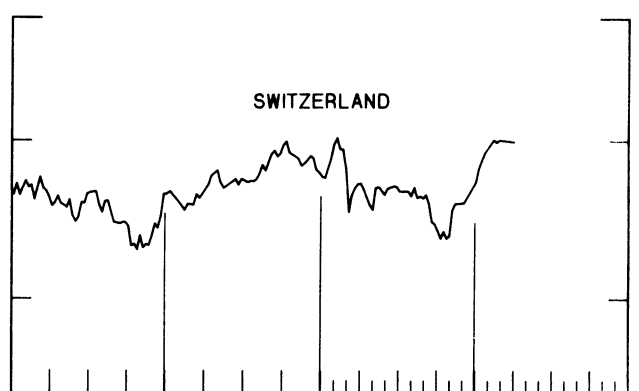
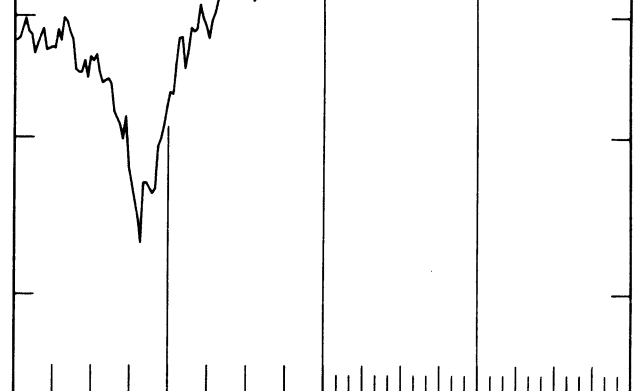
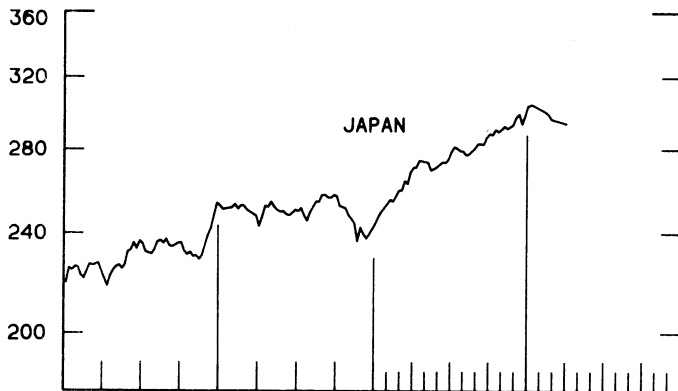
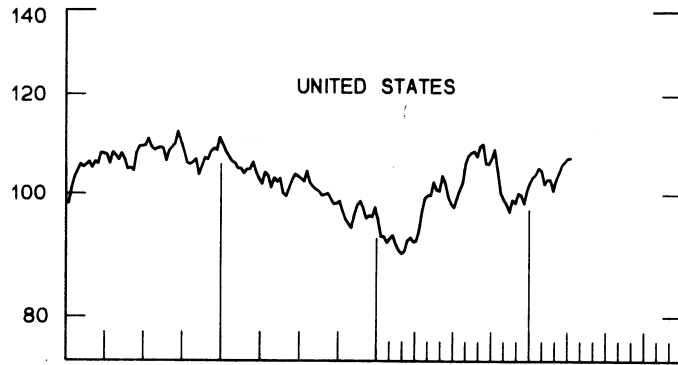


CHART 10  
**INDUSTRIAL STOCK INDICES**  
 WEEKLY SERIES

RATIO SCALE  
 1969=100

RATIO SCALE  
 1969=100



1977

1979

1977

1979

SERIES NAME

LAST VALUE PLOTTED  
DATE VALUE

CHART 1. SPOT EXCHANGE RATES AND INDICES

WEEKLY AVERAGES, NOON BUYING RATES (U.S. CENTS)

GERMAN MARK	APRIL 18	52.56
JAPANESE YEN	APRIL 18	0.46233
DUTCH GUILDER	APRIL 18	48.56
U.K. POUND	APRIL 18	207.98
CANADIAN DOLLAR	APRIL 18	87.37
FRENCH FRANC	APRIL 18	22.88
SWISS FRANC	APRIL 18	57.95
BELGIAN FRANC	APRIL 18	3.31642
ITALIAN LIRA	APRIL 18	0.11872

INDICES, MARCH 1973 BASE RATES = 100

GERMAN MARK	APRIL 18	147.87
JAPANESE YEN	APRIL 18	121.05
DUTCH GUILDER	APRIL 18	139.41
U.K. POUND	APRIL 18	84.12
CANADIAN DOLLAR	APRIL 18	87.08
FRENCH FRANC	APRIL 18	103.12
SWISS FRANC	APRIL 18	186.44
BELGIAN FRANC	APRIL 18	130.68
ITALIAN LIRA	APRIL 18	67.44

WEIGHTED AVERAGE EXCHANGE VALUE INDICES, MAR 1973 = 100  
(G-10 COUNTRIES PLUS SWITZERLAND)

U.S. DOLLAR	APRIL 18	89.62
GERMAN MARK	APRIL 18	144.01
JAPANESE YEN	APRIL 18	112.45
DUTCH GUILDER	APRIL 18	130.09
U.K. POUND	APRIL 18	75.12
CANADIAN DOLLAR	APRIL 18	78.51
FRENCH FRANC	APRIL 18	93.99
SWISS FRANC	APRIL 18	173.70
BELGIAN FRANC	APRIL 18	121.03
ITALIAN LIRA	APRIL 18	89.64
SWEDISH KRONA	APRIL 18	92.21

CHART 2. 3-MONTH FORWARD EXCHANGE RATES, PREMIUM OR DISCOUNT

CANADIAN DOLLAR	APRIL 18	-0.29
U.K. POUND	APRIL 18	-1.15
GERMAN MARK	APRIL 18	5.91
FRENCH FRANC	APRIL 18	2.90
SWISS FRANC	APRIL 18	10.67
DUTCH GUILDER	APRIL 18	3.32
JAPANESE YEN	APRIL 18	5.48
ITALIAN LIRA	APRIL 18	-1.28

SERIES NAME	LAST VALUE PLOTTED DATE	VALUE
<b>CHART 3. GOLD PRICE IN LONDON, AFTERNOON FIXING</b>		
U.S. DOLLARS PER FINE OUNCE	APRIL 18	233.02
<b>CHART 4. CALL MONEY RATES</b>		
U.S. FEDERAL FUNDS	APRIL 18	9.96
OVERNIGHT EURO-DOLLAR DEPOSITS	APRIL 18	10.32
U.K. 2-DAY LOCAL AUTHORITY DEPOSITS	APRIL 13	11.50
CANADA	APRIL 6	10.55
GERMANY	APRIL 13	5.50
EURO-DM	APRIL 13	5.19
JAPAN	APRIL 13	4.69
FRANCE	APRIL 13	7.00
NETHERLANDS	APRIL 6	6.60
EURO-SWISS FRANC	APRIL 13	0.79
<b>CHART 5. 3-MONTH INTEREST RATES</b>		
U.S. 90-DAY CD'S, SECONDARY MARKET	APRIL 18	10.27
GERMAN INTERBANK LOAN	APRIL 18	5.52
JAPANESE BANK LOANS & DISCOUNTS	APRIL 18	5.25
CANADIAN FINANCE PAPER	APRIL 18	11.22
INTERBANK STERLING	APRIL 18	11.56
SWISS INTERBANK LOAN	APRIL 18	0.92
WEIGHTED AVERAGE FOREIGN INTEREST RATE (G-10 COUNTRIES PLUS SWITZERLAND)	APRIL 18	6.89
<b>CHART 6. EURO-DOLLAR DEPOSIT RATES: LONDON</b>		
OVERNIGHT	APRIL 18	10.32
7-DAY	APRIL 18	10.35
1-MONTH	APRIL 18	10.67
3-MONTH	APRIL 18	10.81
6-MONTH	APRIL 18	11.00
1-YEAR	APRIL 18	10.83
<b>CHART 7. SELECTED EURO-DOLLAR AND U.S. MONEY MARKET RATES</b>		
OVERNIGHT EURO-DOLLAR DEPOSITS	APRIL 18	10.32
U.S. FEDERAL FUNDS	APRIL 18	9.96
DIFFERENTIAL ADJ. FOR RESERVE REQUIREMENTS	APRIL 18	0.36
3-MONTH EURO-DOLLAR DEPOSIT RATE	APRIL 18	10.81
U.S. 90-DAY CD'S, SECONDARY MARKET	APRIL 18	10.27
DIFFERENTIAL	APRIL 18	0.54

SERIES NAME

LAST VALUE PLOTTED  
DATE VALUE

CHART 8. INTEREST ARBITRAGE, 3-MONTH FUNDS

EURO-DOLLAR DEPOSIT	APRIL 18	10.81
INTERBANK STERLING (LONDON), COVERED	APRIL 18	10.41
DIFFERENTIAL	APRIL 18	0.40
U.S. COMMERCIAL PAPER	APRIL 18	10.07
CANADIAN FINANCE PAPER, COVERED	APRIL 18	10.93
DIFFERENTIAL	APRIL 18	-0.86
EURO-DOLLAR DEPOSIT	APRIL 18	10.81
INTERBANK DM (FRANKFURT), COVERED	APRIL 18	11.42
DIFFERENTIAL	APRIL 18	-0.61
EURO-DOLLAR DEPOSIT	APRIL 18	10.81
SWISS INTERBANK, COVERED	APRIL 18	11.58
DIFFERENTIAL	APRIL 18	-0.77

CHART 9. LONG TERM GOVERNMENT BOND YIELDS

UNITED STATES	APRIL 13	9.18
GERMANY	APRIL 6	6.97
JAPAN (MONTHLY)	MARCH	6.95
SWITZERLAND	MARCH 30	3.22
CANADA	APRIL 6	9.87
FRANCE	FEB. 16	9.49
NETHERLANDS	APRIL 6	8.33
UNITED KINGDOM	APRIL 6	10.33

U.S. CORPORATE

AAA BONDS	MARCH	9.37
EURO-DM BONDS	DEC.	6.63
EURO-DOLLAR BONDS	FEB.	8.61

CHART 10. INDUSTRIAL STOCK INDICES

UNITED STATES	APRIL 13	106.88
JAPAN	APRIL 6	293.33
CANADA	DEC. 29	113.81
FRANCE	FEB. 9	124.62
UNITED KINGDOM	APRIL 6	125.13
SWITZERLAND	APRIL 6	79.80
GERMANY	APRIL 6	102.80



# FEDERAL RESERVE statistical release

H.10(512)

APRIL 24, 1979

## FOREIGN EXCHANGE RATES

FOR THE WEEK ENDING APRIL 20, 1979

The Board of Governors of the Federal Reserve System is advised that the Federal Reserve Bank of New York has certified for customs purposes the following noon buying rate in New York City for cable transfers payable in foreign currencies:

COUNTRY	MONETARY UNIT	(RATE U.S. CENTS)				
		APR. 16	APR. 17	APR. 18	APR. 19	APR. 20
AUSTRALIA	DOLLAR	110.7500	110.5700	110.6100	111.0600	110.5400
AUSTRIA	SCHILLING	7.15820	7.14541	7.18649	7.20461	7.16846
BELGIUM	FRANC	3.31675	3.31290	3.32005	3.32447	3.31345
CANADA	DOLLAR	87.2296	87.5198	87.5887	87.4738	87.6194
DENMARK	KRONE	18.8964	18.8608	18.9250	19.0042	18.8644
FINLAND	MARKKA	25.0000	24.9345	25.0062	25.0344	24.9377
FRANCE	FRANC	22.8728	22.8676	22.9253	22.9991	22.8728
GERMANY	D. MARK	52.4990	52.4879	52.7426	52.8150	52.5348
INDIA	RUPEE	12.3500	12.3500	12.3500	12.2000	12.0500
IRELAND	POUND	201.1500	200.5000	201.5000	202.5000	201.4000
ITALY	LIRA	0.11841	0.11843	0.11982	0.11852	0.11816
JAPAN	YEN	0.46200	0.45872	0.46425	0.46258	0.45809
MALAYSIA	DOLLAR	44.9843	44.9236	44.9944	45.0958	44.9640
MEXICO	PESO	4.3783	4.3802	4.3821	4.3840	4.3783
NETHERLANDS	GUILDER	48.5909	48.5319	48.5555	48.7805	48.5461
NEW ZEALAND	DOLLAR	104.9500	104.8000	104.8000	105.0500	104.9000
NORWAY	KRONE	19.4458	19.4382	19.4742	19.4647	19.3723
PORTUGAL	ESCUDO	2.0429	2.0458	2.0429	2.0479	2.0408
SOUTH AFRICA	RAND	117.9000	117.7000	117.8000	118.0000	118.0000
SPAIN	PESETA	1.4609	1.4573	1.4603	1.4626	1.4648
SRI LANKA	RUPEE	6.4550	6.4550	6.4550	6.4550	6.4300
SWEDEN	KRONA	22.7479	22.7531	22.7764	22.8154	22.6963
SWITZERLAND	FRANC	57.8035	57.9374	58.3260	58.3431	58.0114
UNITED KINGDOM	POUND	208.7500	208.3300	207.3700	207.2500	206.9500