

DATA FILE  
LIBRARY  
FEDERAL RESERVE BANK  
OF CHICAGO

LIBRARY  
APR 23 1979  
FEDERAL RESERVE  
BANK OF CHICAGO

# Selected Interest & Exchange Rates

## Weekly Series of Charts

April 16, 1979

Prepared by the  
FINANCIAL MARKETS  
SECTION

DIVISION OF  
INTERNATIONAL FINANCE

BOARD OF GOVERNORS  
FEDERAL RESERVE SYSTEM  
Washington, D.C. 20551

---

# Table of Contents

## **TABLES**

1. LATEST FIGURES PLOTTED
2. DAILY CERTIFIED SPOT EXCHANGE RATES--H.10 RELEASE

## **CHARTS**

1. SPOT EXCHANGE RATE INDICES
2. 3-MONTH FORWARD EXCHANGE RATES
3. GOLD PRICE--LONDON
4. CALL MONEY RATES
5. 3-MONTH INTEREST RATES
6. EURO-DOLLAR DEPOSIT RATES
7. SELECTED EURO-DOLLAR AND U.S. MONEY MARKET RATES
8. INTEREST ARBITRAGE: 3-MONTH FUNDS
9. LONG-TERM GOVERNMENT BOND YIELDS
10. INDUSTRIAL STOCK INDICES

## **SUBSCRIPTION RATES:**

Weekly \$15.00 per year or \$.40 each in the United States, its possessions, Canada, and Mexico; 10 or more of the same issue to one address, \$13.50 per year or \$.35 each. Elsewhere, \$20.00 per year or \$.50 each. Address requests to Publications Services, Division of Administrative Services, and make payment remittance payable to the order of the Board of Governors of the Federal Reserve System in a form collectible at par in U.S. Currency.

# SPOT EXCHANGE INDICES

DOLLAR PRICES OF FOREIGN CURRENCIES AND WEIGHTED AVERAGE VALUES (THIN LINE)  
AVERAGES FOR WEEK ENDING WEDNESDAY

RATIO SCALE  
MARCH 1973=100

RATIO SCALE  
MARCH 1973=100

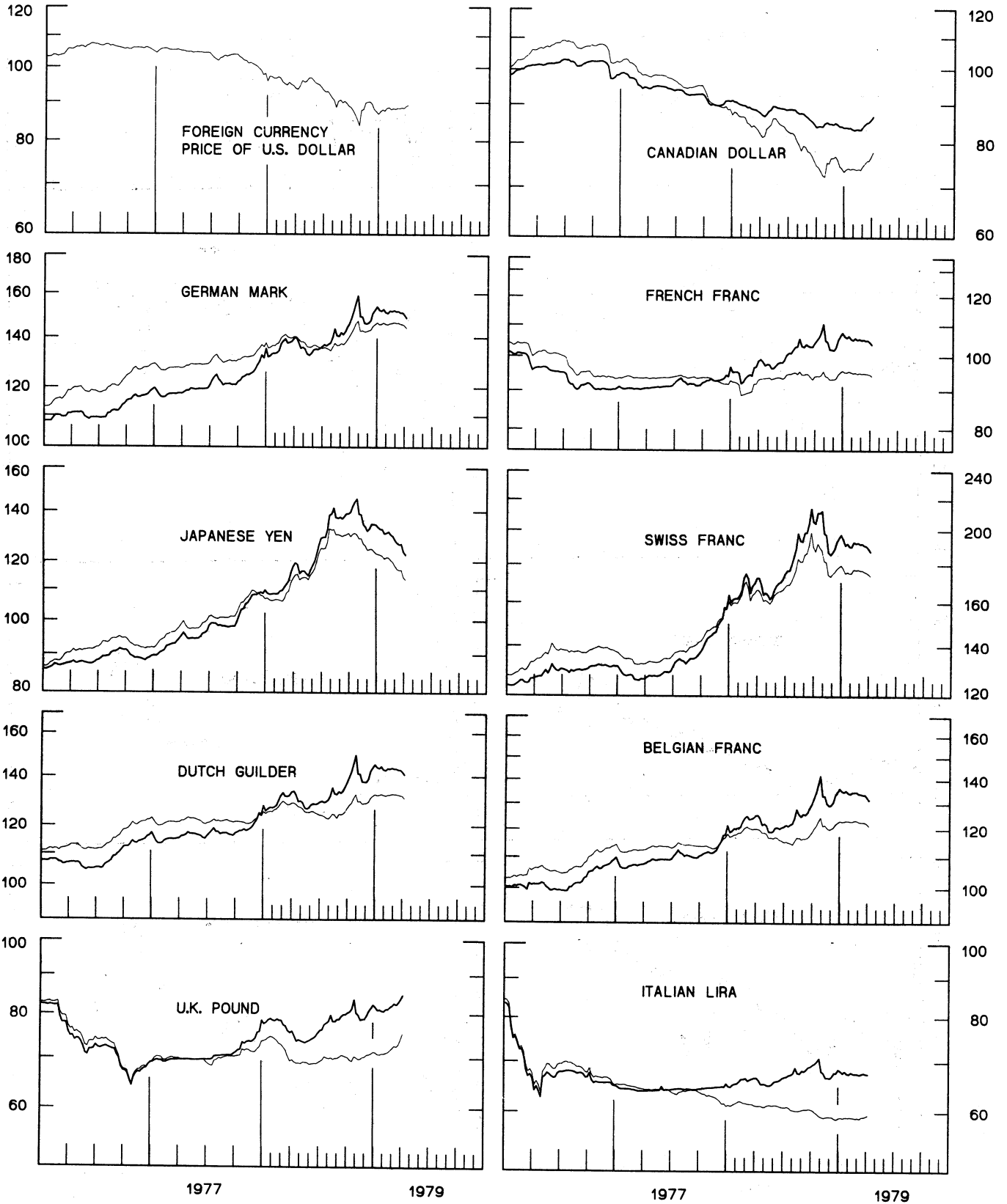


CHART 2  
**3-MONTH FORWARD EXCHANGE RATES**  
 PREMIUM (+) OR (-)  
 AVERAGES FOR WEEK ENDING WEDNESDAY

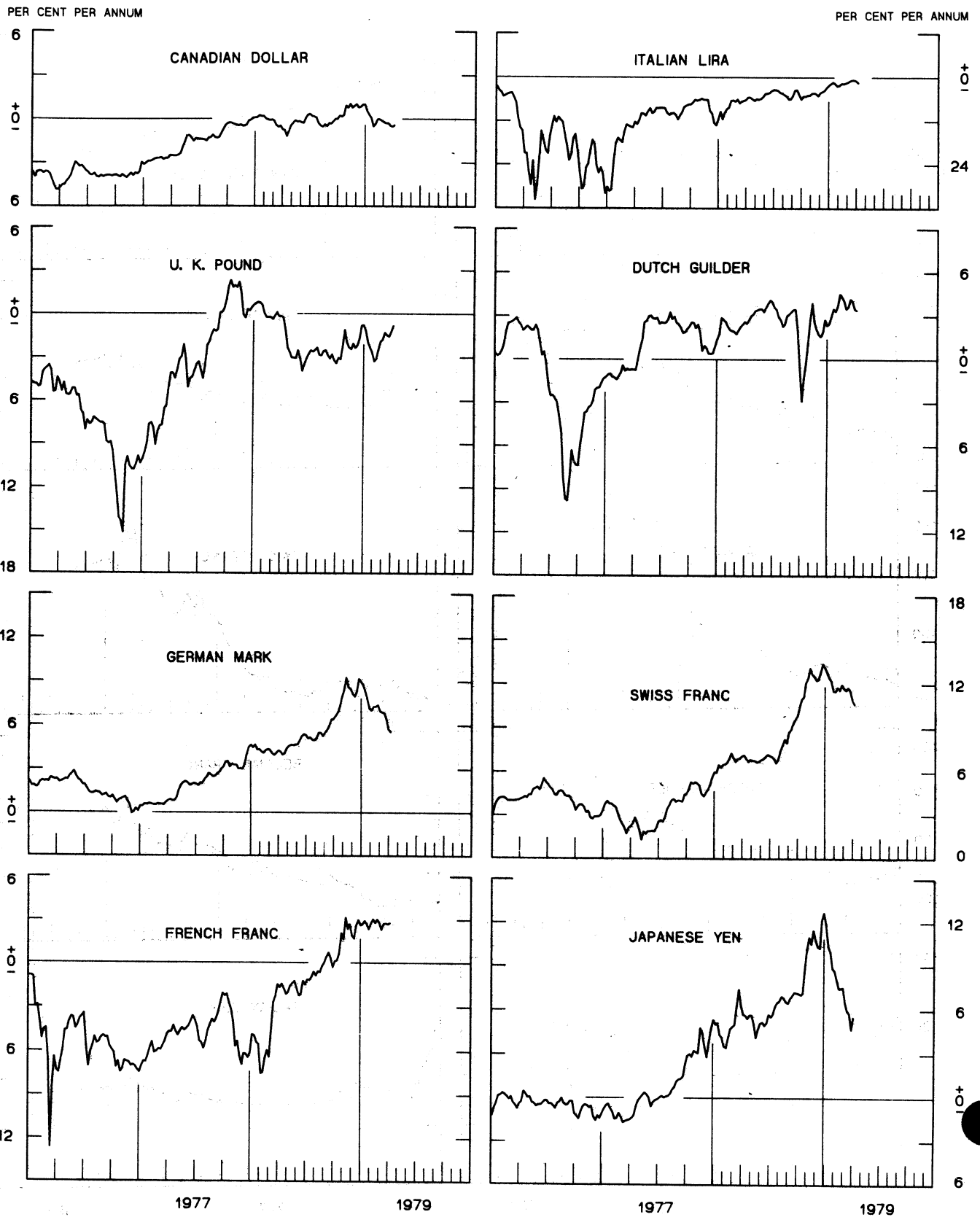


CHART 3  
PRICE OF GOLD IN LONDON  
AVERAGES FOR WEEK ENDING WEDNESDAY

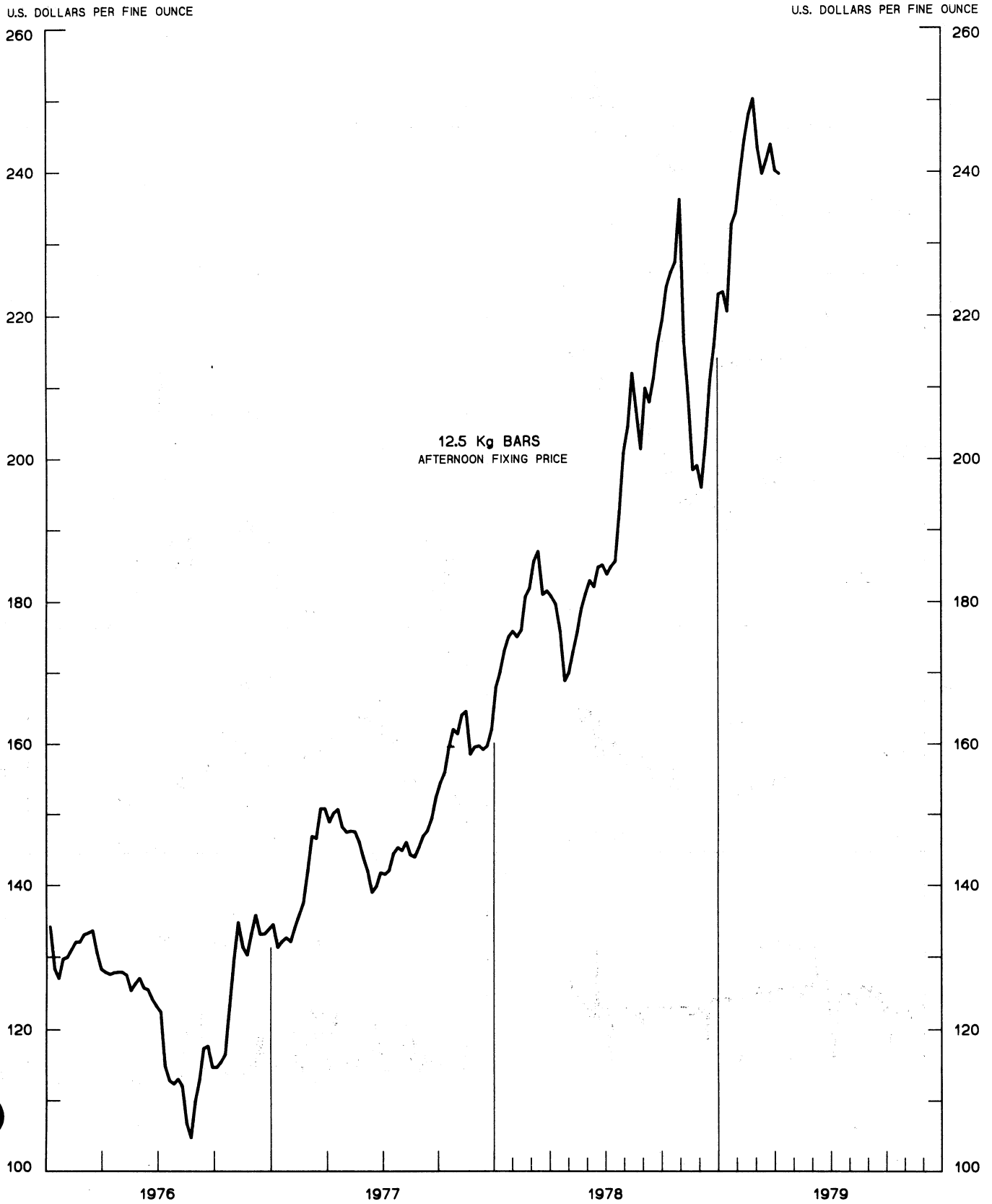


CHART 4  
**CALL MONEY RATES**  
 WEEKLY SERIES

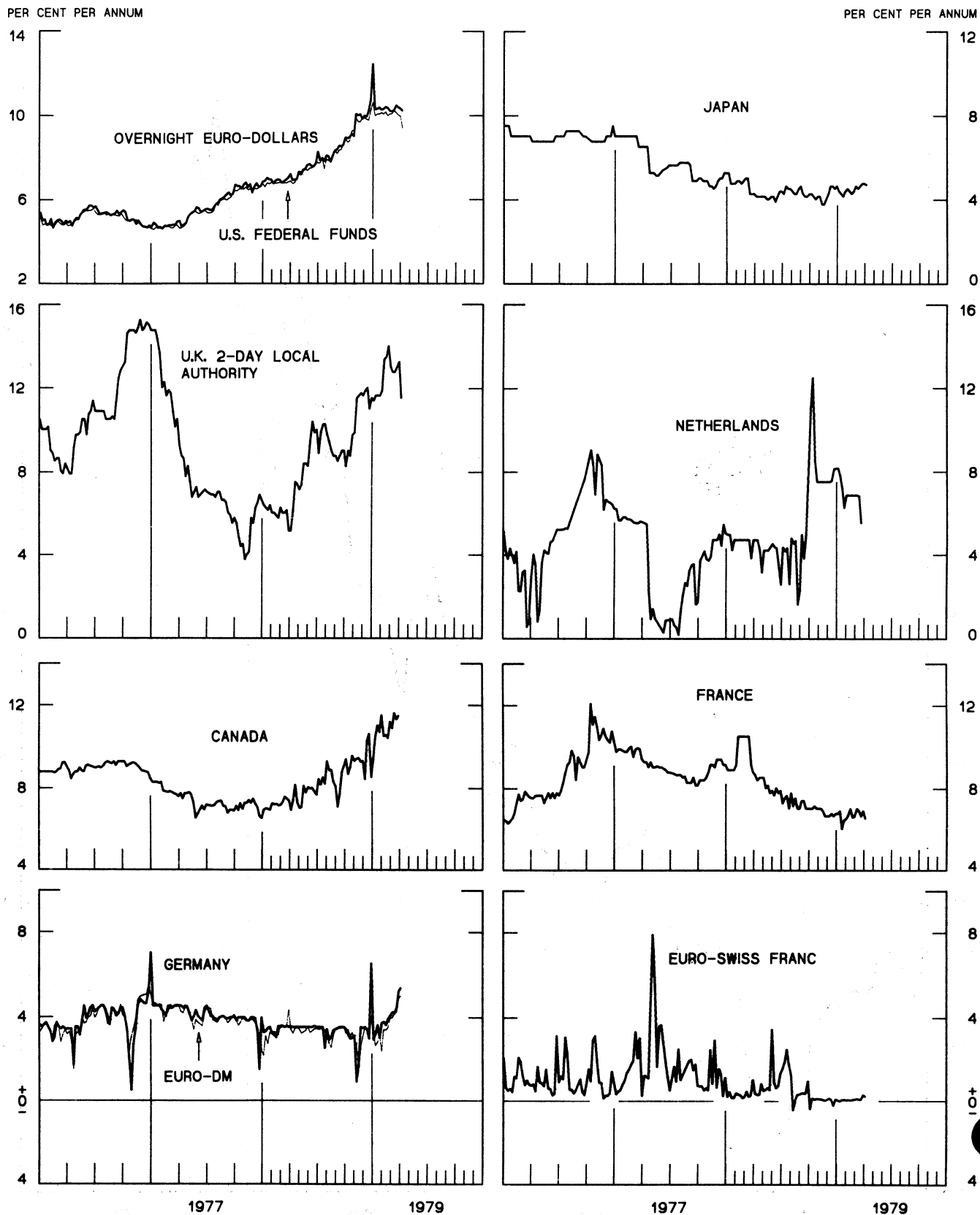
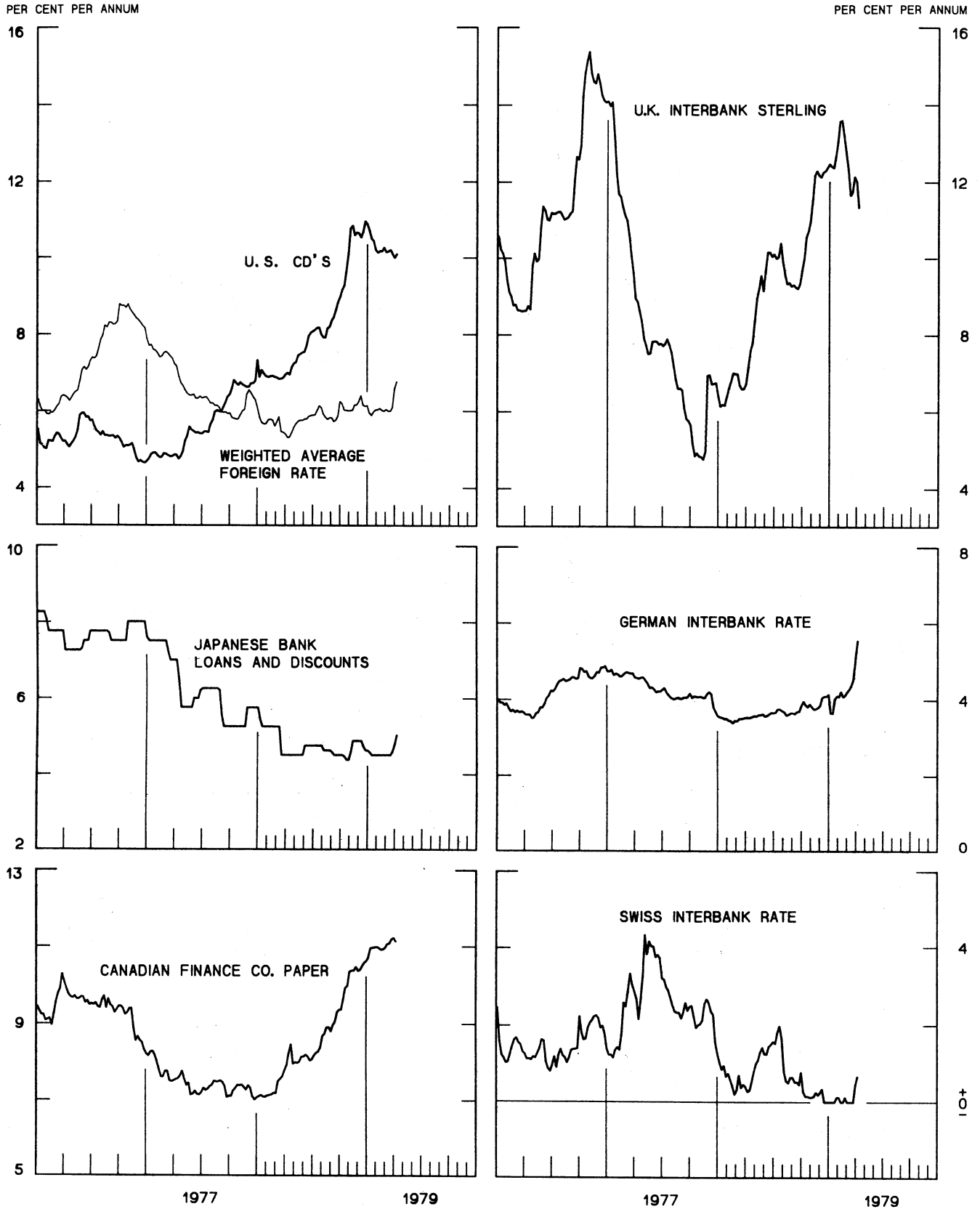


CHART 5  
**3-MONTH INTEREST RATES**  
 WEEKLY SERIES



# EURO-DOLLAR DEPOSIT RATES LONDON

AVERAGES FOR WEEK ENDING WEDNESDAY

PER CENT PER ANNUM

PER CENT PER ANNUM

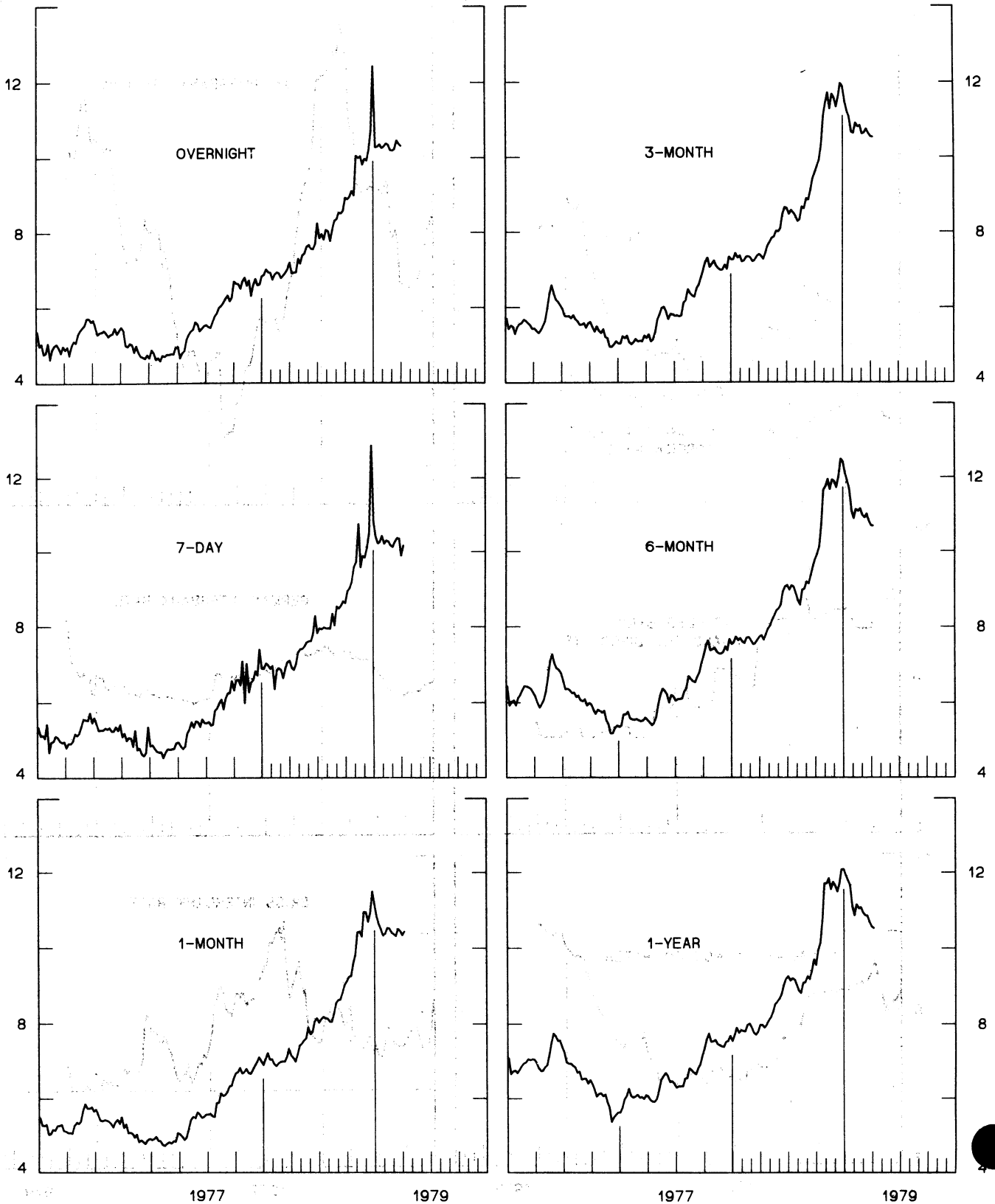
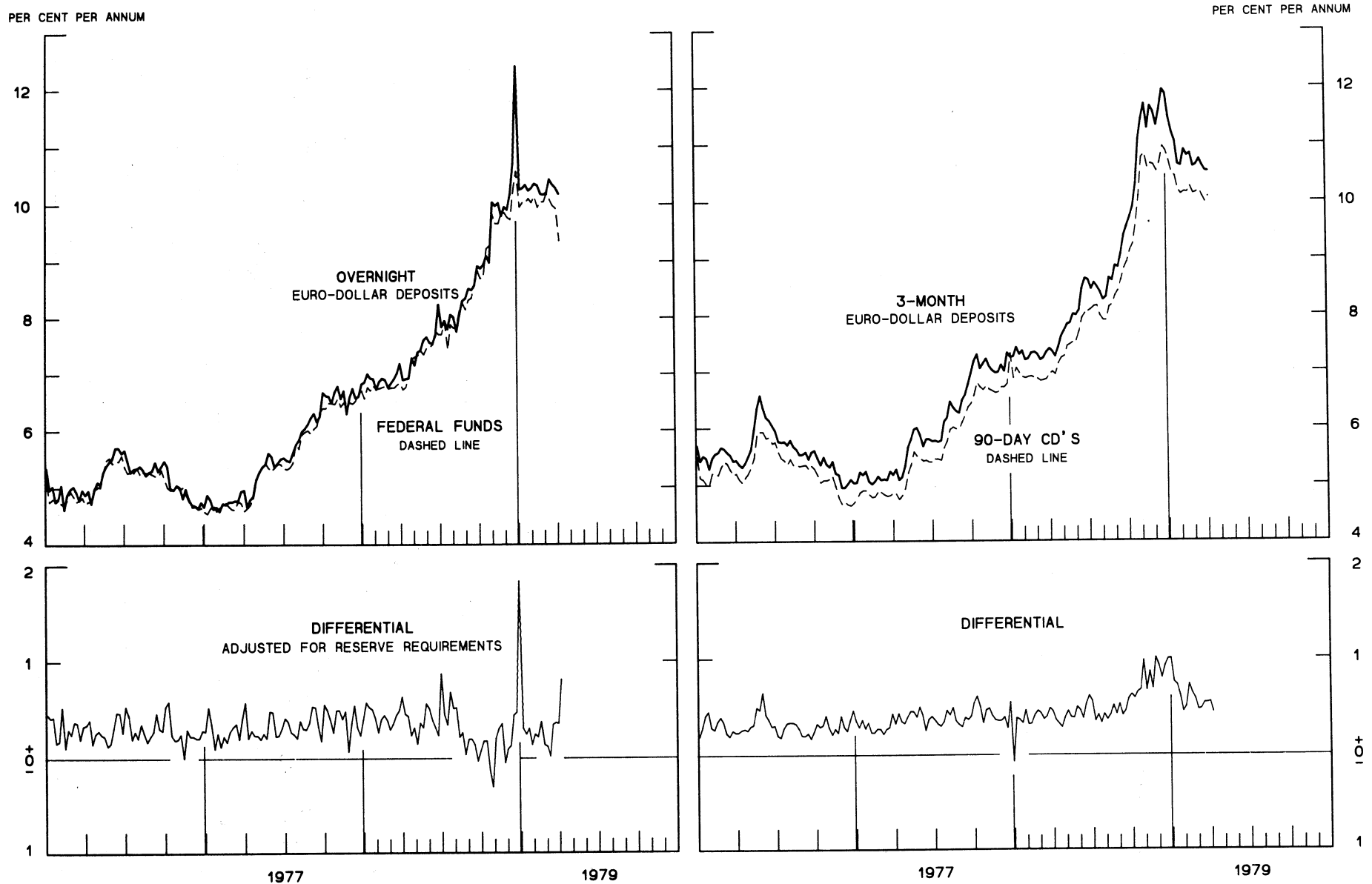




CHART 7  
**SELECTED EURO-DOLLAR AND U. S. MONEY MARKET RATES**  
 AVERAGES FOR WEEK ENDING WEDNESDAY



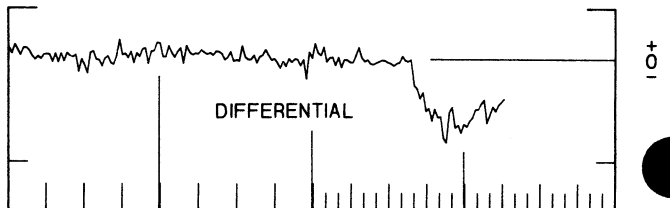
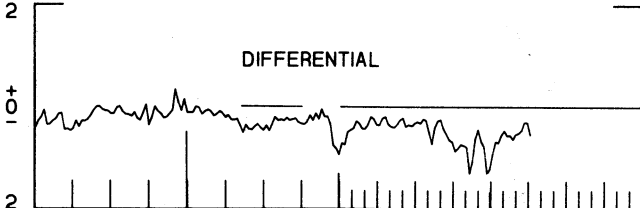
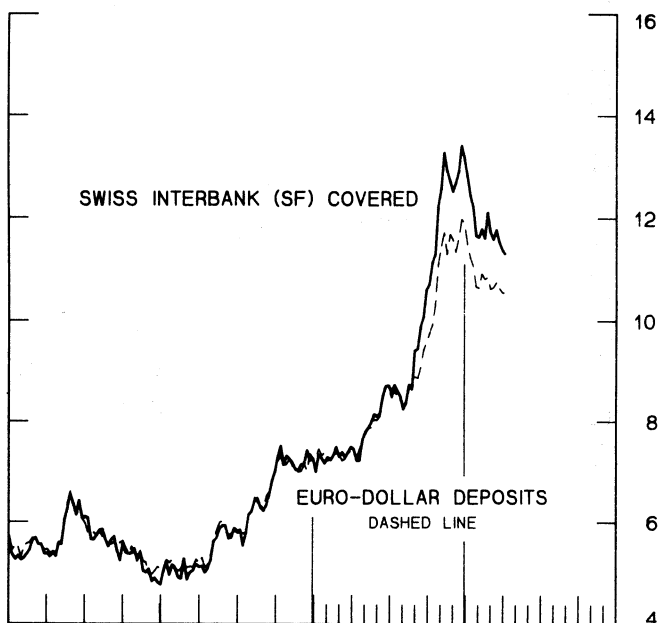
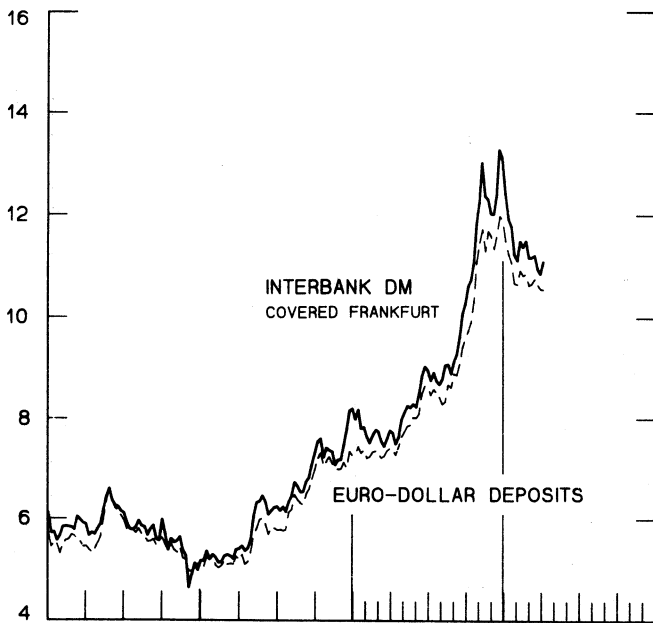
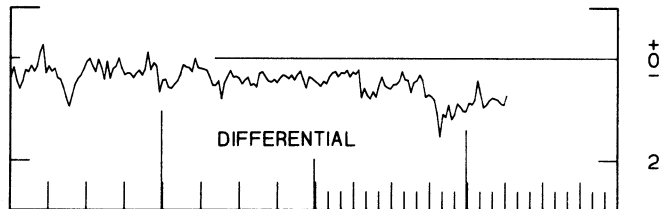
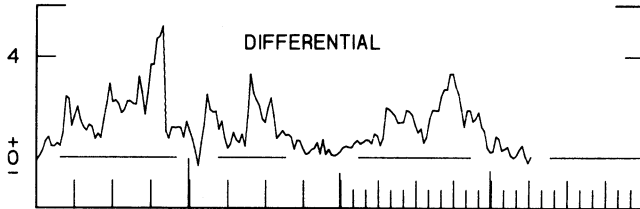
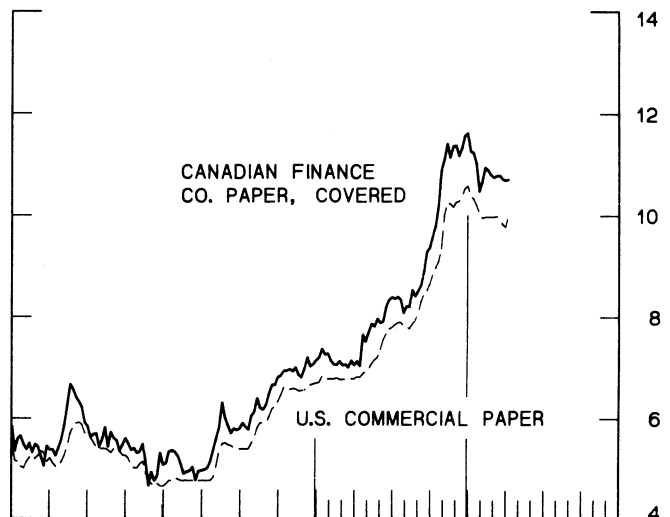
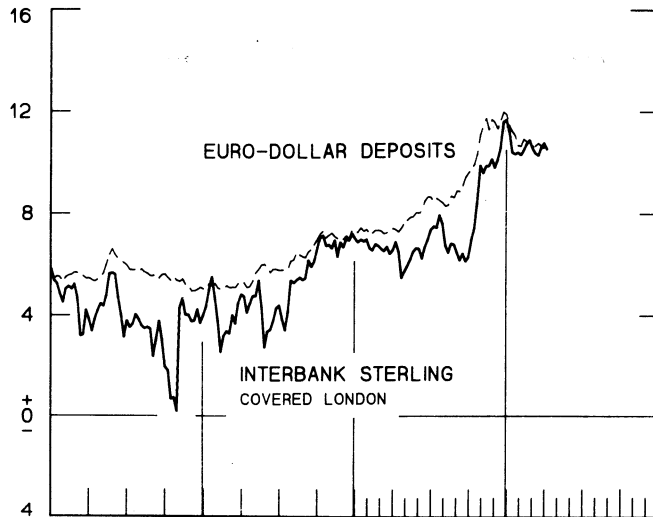
FAVORS BORROWING IN U. S. IF POSITIVE

# INTEREST ARBITRAGE: 3-MONTH FUNDS

DIFFERENTIAL: PLUS(+), INDICATES FAVOR DOLLAR ASSETS  
AVERAGES FOR WEEK ENDING WEDNESDAY

PER CENT PER ANNUM

PER CENT PER ANNUM



1977

1979

1977

1979

CHART 9  
**LONG-TERM GOVERNMENT BOND YIELDS**  
 WEEKLY SERIES

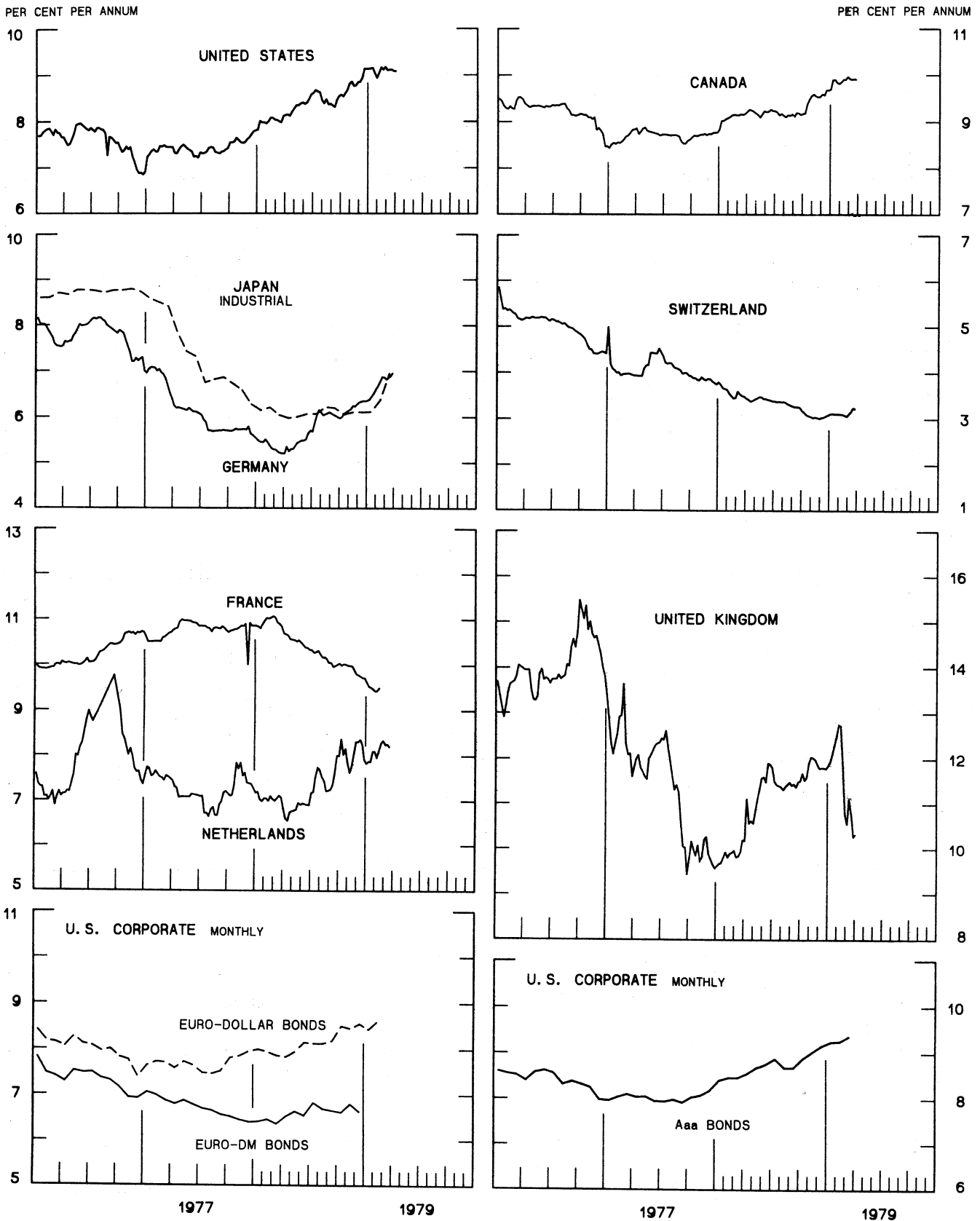
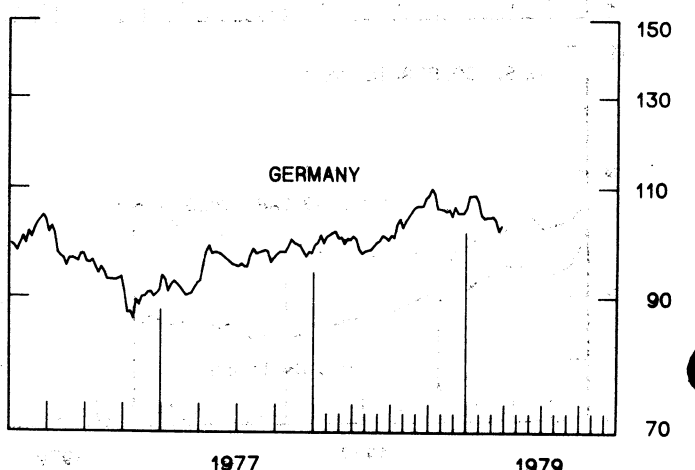
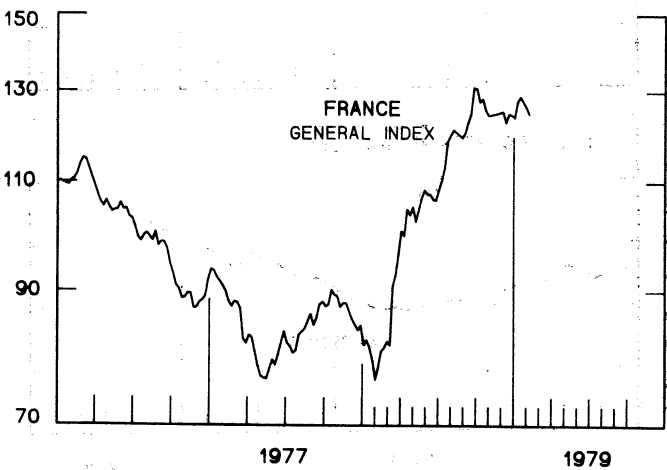
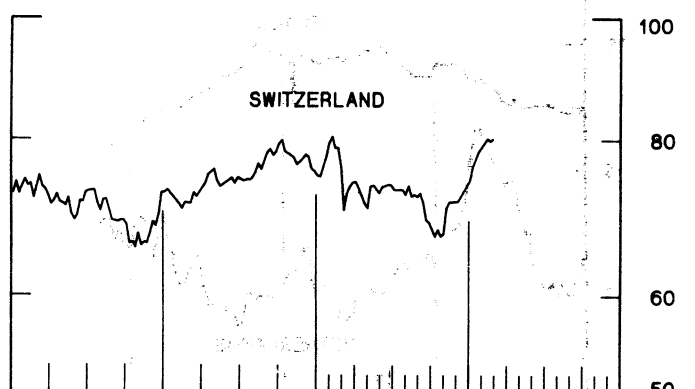
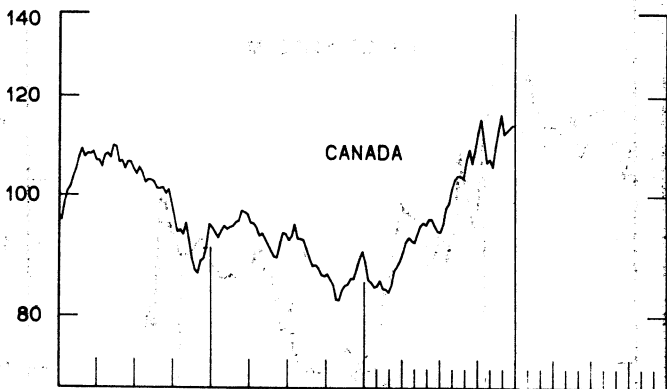
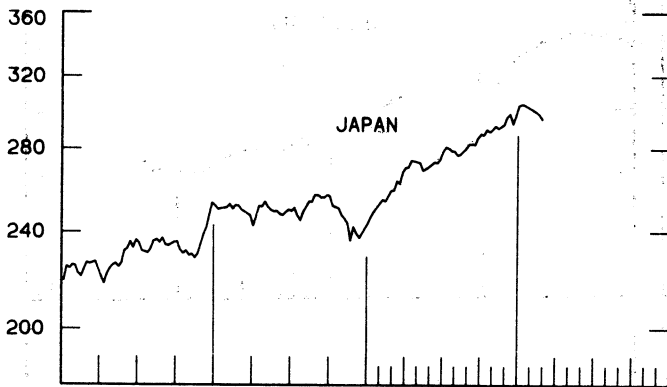
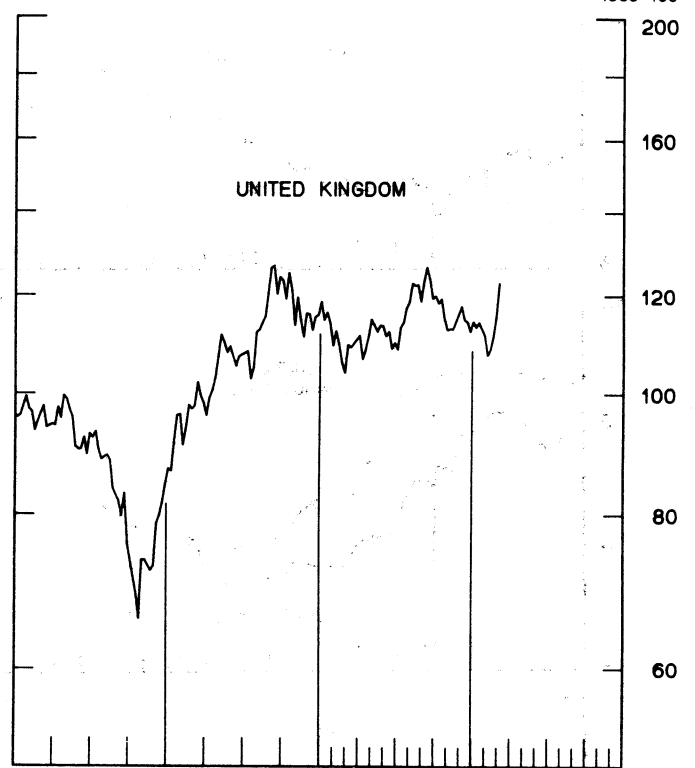
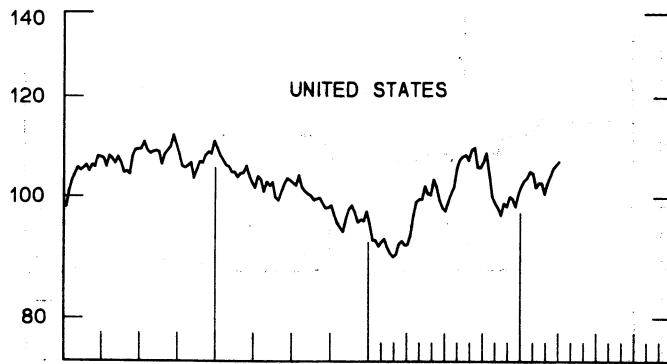


CHART 10  
**INDUSTRIAL STOCK INDICES**  
 WEEKLY SERIES

RATIO SCALE  
 1969=100

RATIO SCALE  
 1969=100



1977

1979

1977

1979

SERIES NAME

LAST VALUE PLOTTED  
DATE VALUE

CHART 1. SPOT EXCHANGE RATES AND INDICES

WEEKLY AVERAGES, NOON BUYING RATES (U.S. CENTS)

GERMAN MARK	APRIL 11	52.75
JAPANESE YEN	APRIL 11	0.46735
DUTCH GUILDER	APRIL 11	48.94
U.K. POUND	APRIL 11	209.12
CANADIAN DOLLAR	APRIL 11	87.07
FRENCH FRANC	APRIL 11	23.00
SWISS FRANC	APRIL 11	58.24
BELGIAN FRANC	APRIL 11	3.33370
ITALIAN LIRA	APRIL 11	0.11876

INDICES, MARCH 1973 BASE RATES = 100

GERMAN MARK	APRIL 11	148.38
JAPANESE YEN	APRIL 11	122.37
DUTCH GUILDER	APRIL 11	140.50
U.K. POUND	APRIL 11	84.58
CANADIAN DOLLAR	APRIL 11	86.78
FRENCH FRANC	APRIL 11	103.66
SWISS FRANC	APRIL 11	187.36
BELGIAN FRANC	APRIL 11	131.36
ITALIAN LIRA	APRIL 11	67.46

WEIGHTED AVERAGE EXCHANGE VALUE INDICES, MAR 1973 = 100  
(G-10 COUNTRIES PLUS SWITZERLAND)

U.S. DOLLAR	APRIL 11	89.22
GERMAN MARK	APRIL 11	144.00
JAPANESE YEN	APRIL 11	113.38
DUTCH GUILDER	APRIL 11	130.69
U.K. POUND	APRIL 11	75.29
CANADIAN DOLLAR	APRIL 11	77.92
FRENCH FRANC	APRIL 11	94.18
SWISS FRANC	APRIL 11	173.95
BELGIAN FRANC	APRIL 11	121.25
ITALIAN LIRA	APRIL 11	59.44
SWEDISH KRONA	APRIL 11	91.98

CHART 2. 3-MONTH FORWARD EXCHANGE RATES, PREMIUM OR DISCOUNT

CANADIAN DOLLAR	APRIL 11	-0.42
U.K. POUND	APRIL 11	-0.84
GERMAN MARK	APRIL 11	5.53
FRENCH FRANC	APRIL 11	2.77
SWISS FRANC	APRIL 11	10.62
DUTCH GUILDER	APRIL 11	3.40
JAPANESE YEN	APRIL 11	5.53
ITALIAN LIRA	APRIL 11	-1.49

SERIES NAME

LAST VALUE PLOTTED  
DATE VALUE

CHART 3. GOLD PRICE IN LONDON, AFTERNOON FIXING

U.S. DOLLARS PER FINE OUNCE	APRIL 11	239.74
-----------------------------	----------	--------

CHART 4. CALL MONEY RATES

U.S. FEDERAL FUNDS	APRIL 11	9.38
OVERNIGHT EURO-DOLLAR DEPOSITS	APRIL 11	10.20
U.K. 2-DAY LOCAL AUTHORITY DEPOSITS	APRIL 6	11.50
CANADA	MARCH 30	11.48
GERMANY	APRIL 6	5.35
EURO-DM	APRIL 6	4.96
JAPAN	APRIL 6	4.69
FRANCE	APRIL 6	6.50
NETHERLANDS	MARCH 23	5.50
EURO-SWISS FRANC	APRIL 6	0.21

CHART 5. 3-MONTH INTEREST RATES

U.S. 90-DAY CD'S, SECONDARY MARKET	APRIL 11	10.09
GERMAN INTERBANK LOAN	APRIL 11	5.55
JAPANESE BANK LOANS & DISCOUNTS	APRIL 11	5.02
CANADIAN FINANCE PAPER	APRIL 11	11.12
INTERBANK STERLING	APRIL 11	11.34
SWISS INTERBANK LOAN	APRIL 11	0.67
WEIGHTED AVERAGE FOREIGN INTEREST RATE (G-10 COUNTRIES PLUS SWITZERLAND)	APRIL 11	6.76

CHART 6. EURO-DOLLAR DEPOSIT RATES: LONDON

OVERNIGHT	APRIL 11	10.20
7-DAY	APRIL 11	10.16
1-MONTH	APRIL 11	10.43
3-MONTH	APRIL 11	10.53
6-MONTH	APRIL 11	10.68
1-YEAR	APRIL 11	10.51

CHART 7. SELECTED EURO-DOLLAR AND U.S. MONEY MARKET RATES

OVERNIGHT EURO-DOLLAR DEPOSITS	APRIL 11	10.20
U.S. FEDERAL FUNDS	APRIL 11	9.38
DIFFERENTIAL ADJ. FOR RESERVE REQUIREMENTS	APRIL 11	0.82
3-MONTH EURO-DOLLAR DEPOSIT RATE	APRIL 11	10.53
U.S. 90-DAY CD'S, SECONDARY MARKET	APRIL 11	10.09
DIFFERENTIAL	APRIL 11	0.44

SERIES NAME

LAST VALUE PLOTTED  
DATE VALUE

CHART 8. INTEREST ARBITRAGE, 3-MONTH FUNDS

EURO-DOLLAR DEPOSIT	APRIL 11	10.53
INTERBANK STERLING (LONDON), COVERED	APRIL 11	10.50
DIFFERENTIAL	APRIL 11	0.02
U.S. COMMERCIAL PAPER	APRIL 11	9.97
CANADIAN FINANCE PAPER, COVERED	APRIL 11	10.70
DIFFERENTIAL	APRIL 11	-0.73
EURO-DOLLAR DEPOSIT	APRIL 11	10.53
INTERBANK DM (FRANKFURT), COVERED	APRIL 11	11.08
DIFFERENTIAL	APRIL 11	-0.55
EURO-DOLLAR DEPOSIT	APRIL 11	10.53
SWISS INTERBANK, COVERED	APRIL 11	11.29
DIFFERENTIAL	APRIL 11	-0.77

CHART 9. LONG TERM GOVERNMENT BOND YIELDS

UNITED STATES	APRIL 6	9.09
GERMANY	MARCH 30	6.96
JAPAN (MONTHLY)	MARCH	6.95
SWITZERLAND	MARCH 30	3.22
CANADA	MARCH 30	9.91
FRANCE	FEB. 16	9.49
NETHERLANDS	MARCH 23	8.20
UNITED KINGDOM	APRIL 6	10.33
U.S. CORPORATE		
AAA BONDS	MARCH	9.37
EURO-DM BONDS	DEC.	6.63
EURO-DOLLAR BONDS	FEB.	8.61

CHART 10. INDUSTRIAL STOCK INDICES

UNITED STATES	APRIL 6	106.83
JAPAN	MARCH 2	295.67
CANADA	DEC. 29	113.81
FRANCE	FEB. 9	124.62
UNITED KINGDOM	MARCH 9	122.77
SWITZERLAND	MARCH 2	80.02
GERMANY	MARCH 30	102.52



# FEDERAL RESERVE statistical release

H.10(512)

## FOREIGN EXCHANGE RATES

APRIL 16, 1979

FOR THE WEEK ENDING APRIL 13, 1979

The Board of Governors of the Federal Reserve System is advised that the Federal Reserve Bank of New York has certified for customs purposes the following noon buying rate in New York City for cable transfers payable in foreign currencies:

COUNTRY	MONETARY UNIT	(RATE U.S. CENTS)				
		APR. 9	APR. 10	APR. 11	APR. 12	APR. 13
AUSTRALIA	DOLLAR	111.3000	111.3600	111.1500	110.9200	110.7300
AUSTRIA	SCHILLING	7.15436	7.17746	7.17618	7.16589	7.15948
BELGIUM	FRANC	3.32005	3.32557	3.32945	3.31675	3.31565
CANADA	DOLLAR	86.9339	87.2753	87.1992	87.2144	87.3210
DENMARK	KRONE	18.9072	18.9358	18.9753	18.9036	18.9125
FINLAND	MARKKA	24.9813	25.0219	25.0094	24.9969	24.9906
FRANCE	FRANC	22.9358	22.9463	22.9885	22.8938	22.8571
GERMANY	D. MARK	52.4797	52.6399	52.7983	52.5762	52.5127
INDIA	RUPEE	12.2000	12.2000	12.2000	12.2000	12.3000
IRELAND	POUND	201.6500	201.7500	201.5000	201.3500	201.3500
ITALY	LIRA	0.11850	0.11887	0.11886	0.11855	0.11841
JAPAN	YEN	0.46838	0.47004	0.46838	0.46350	0.46318
MALAYSIA	DOLLAR	44.9539	45.0450	45.1365	45.0653	44.9843
MEXICO	PESO	4.3745	4.3745	4.3764	4.3783	4.3783
NETHERLANDS	GUILDER	48.7567	48.7757	48.8400	48.5909	48.5319
NEW ZEALAND	DOLLAR	105.4000	105.5600	105.4500	105.2000	104.9000
NORWAY	KRONE	19.3798	19.4477	19.4742	19.4363	19.4552
PORTUGAL	ESCUDO	2.0500	2.0521	2.0534	2.0513	2.0492
SOUTH AFRICA	RAND	118.0000	118.0000	118.0000	117.8500	117.8000
SPAIN	PESETA	1.4588	1.4573	1.4575	1.4628	1.4616
SRI LANKA	RUPEE	6.4550	6.4550	6.4550	6.4550	6.4400
SWEDEN	KRONA	22.7092	22.7738	22.8258	22.7583	22.7583
SWITZERLAND	FRANC	57.9307	58.1226	58.2988	57.8771	57.8202
UNITED KINGDOM	POUND	209.8500	210.2500	209.0000	207.4500	208.0000