

DATA FILE  
LIBRARY  
FEDERAL RESERVE BANK  
OF CHICAGO

LIBRARY  
APR 13 1979  
FEDERAL RESERVE  
BANK OF CHICAGO

# Selected Interest & Exchange Rates

## Weekly Series of Charts

April 9, 1979

Prepared by the  
**FINANCIAL MARKETS  
SECTION**

**DIVISION OF  
INTERNATIONAL FINANCE**

**BOARD OF GOVERNORS  
FEDERAL RESERVE SYSTEM**  
Washington, D.C. 20551

---

# Table of Contents

## TABLES

1. LATEST FIGURES PLOTTED
2. DAILY CERTIFIED SPOT EXCHANGE RATES--H.10 RELEASE

## CHARTS

1. SPOT EXCHANGE RATE INDICES
2. 3-MONTH FORWARD EXCHANGE RATES
3. GOLD PRICE--LONDON
4. CALL MONEY RATES
5. 3-MONTH INTEREST RATES
6. EURO-DOLLAR DEPOSIT RATES
7. SELECTED EURO-DOLLAR AND U.S. MONEY MARKET RATES
8. INTEREST ARBITRAGE: 3-MONTH FUNDS
9. LONG-TERM GOVERNMENT BOND YIELDS
10. INDUSTRIAL STOCK INDICES

## SUBSCRIPTION RATES:

Weekly \$15.00 per year or \$.40 each in the United States, its possessions, Canada, and Mexico; 10 or more of the same issue to one address, \$13.50 per year or \$.35 each. Elsewhere, \$20.00 per year or \$.50 each. Address requests to Publications Services, Division of Administrative Services, and make payment remittance payable to the order of the Board of Governors of the Federal Reserve System in a form collectible at par in U.S. Currency.

# SPOT EXCHANGE INDICES

DOLLAR PRICES OF FOREIGN CURRENCIES AND WEIGHTED AVERAGE VALUES (THIN LINE)  
AVERAGES FOR WEEK ENDING WEDNESDAY

RATIO SCALE  
MARCH 1973=100

RATIO SCALE  
MARCH 1973=100

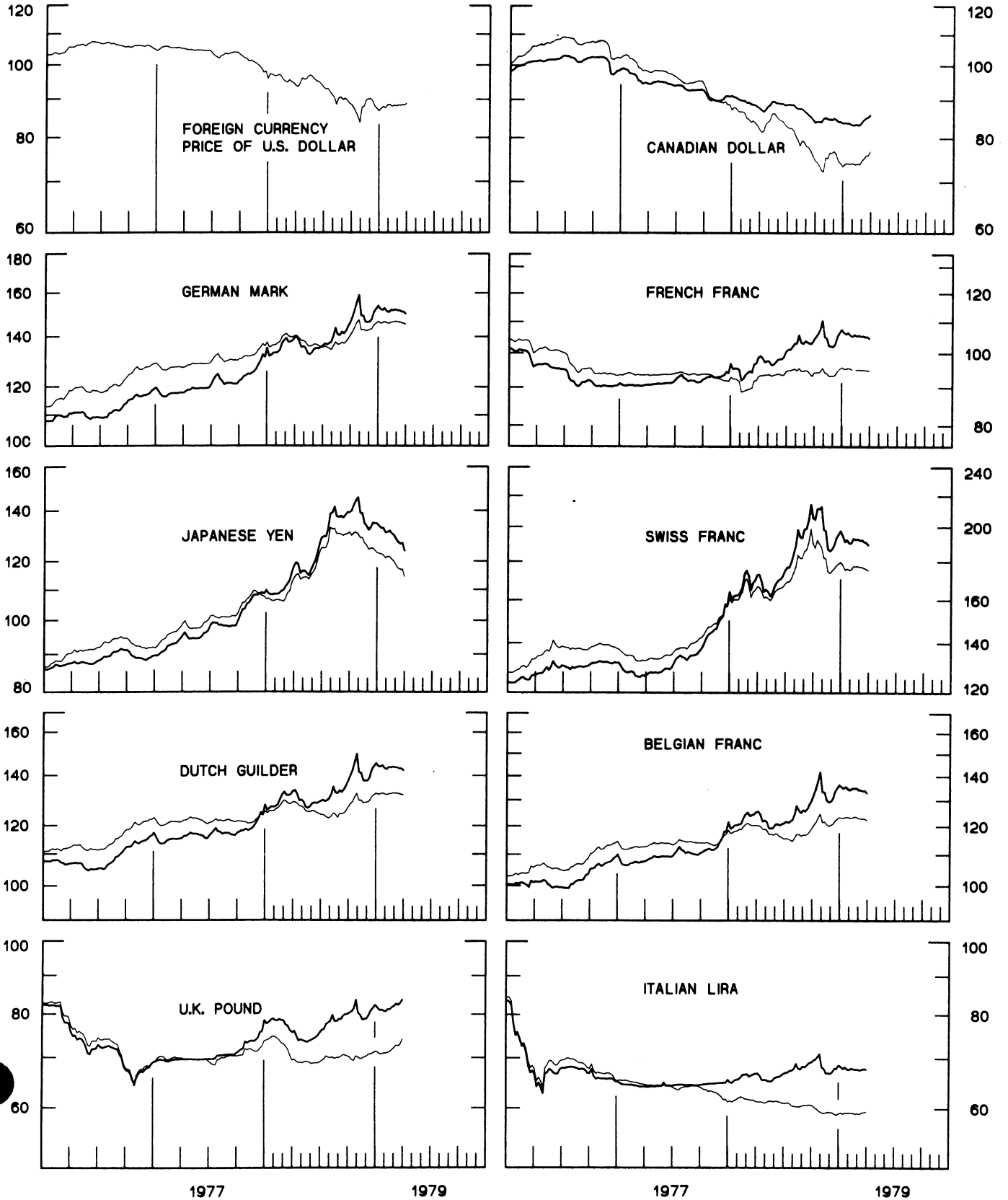


CHART 2  
**3-MONTH FORWARD EXCHANGE RATES**

PREMIUM (+) OR (-)  
AVERAGES FOR WEEK ENDING WEDNESDAY

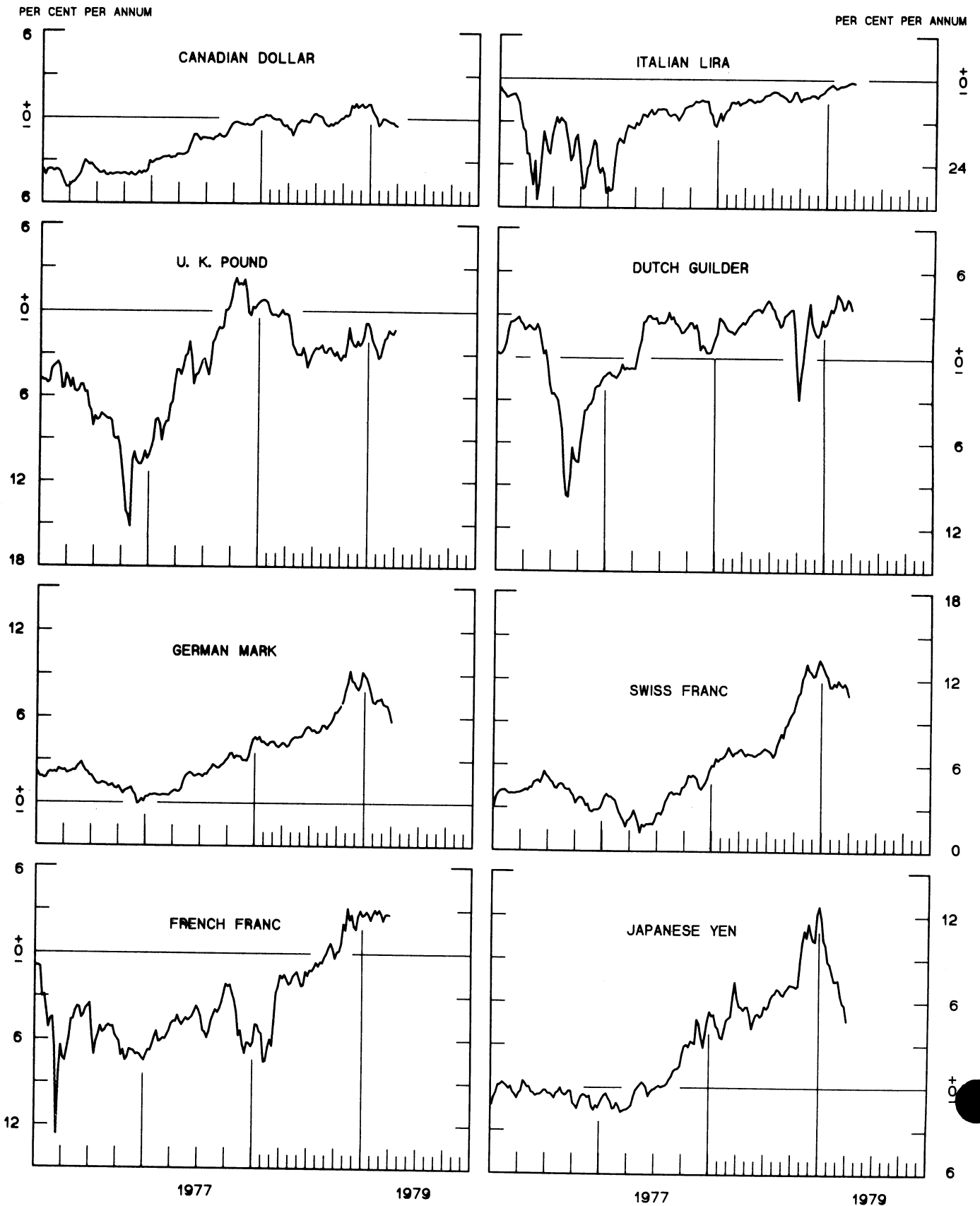


CHART 3  
PRICE OF GOLD IN LONDON  
AVERAGES FOR WEEK ENDING WEDNESDAY

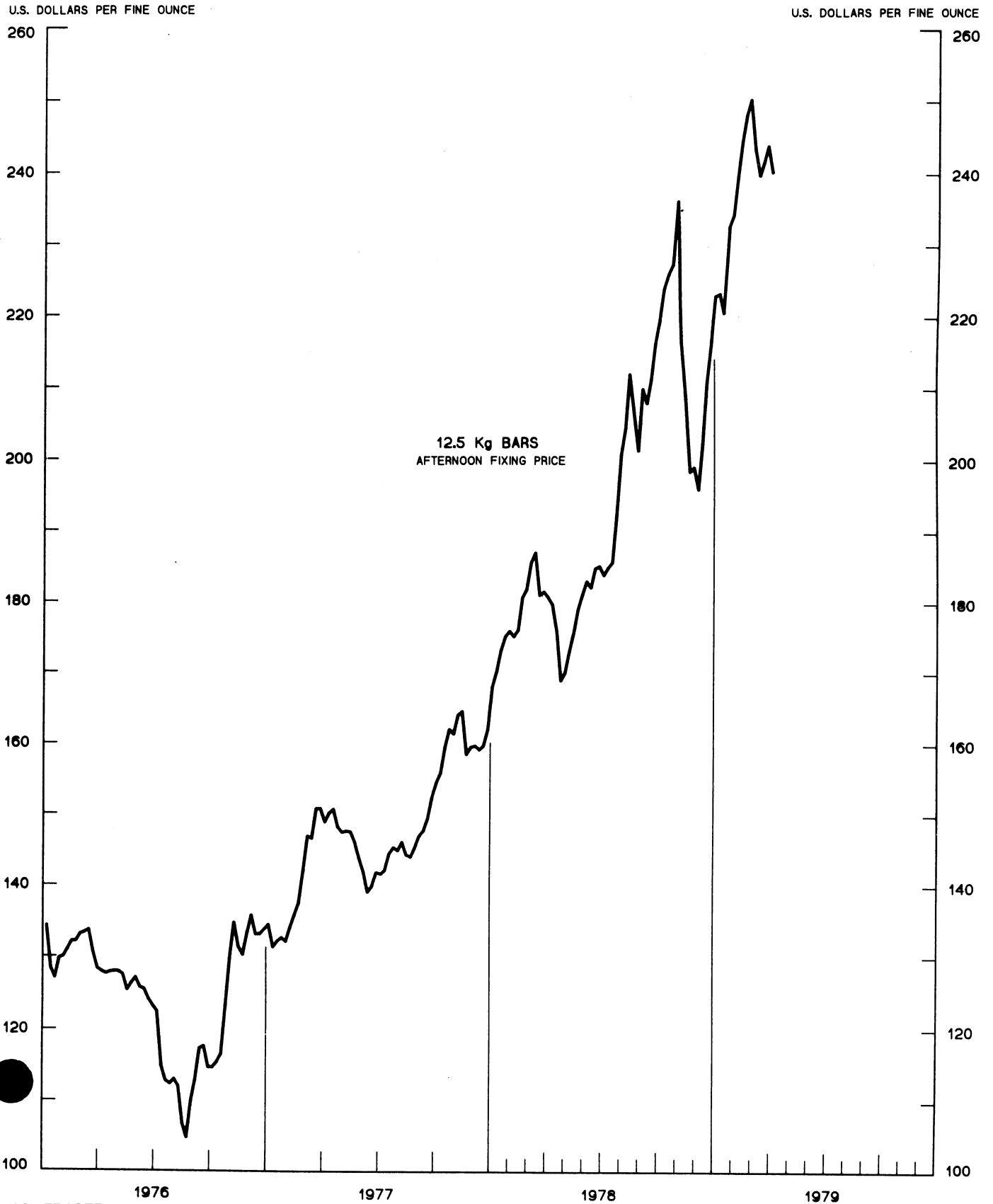


CHART 4  
**CALL MONEY RATES**  
 WEEKLY SERIES

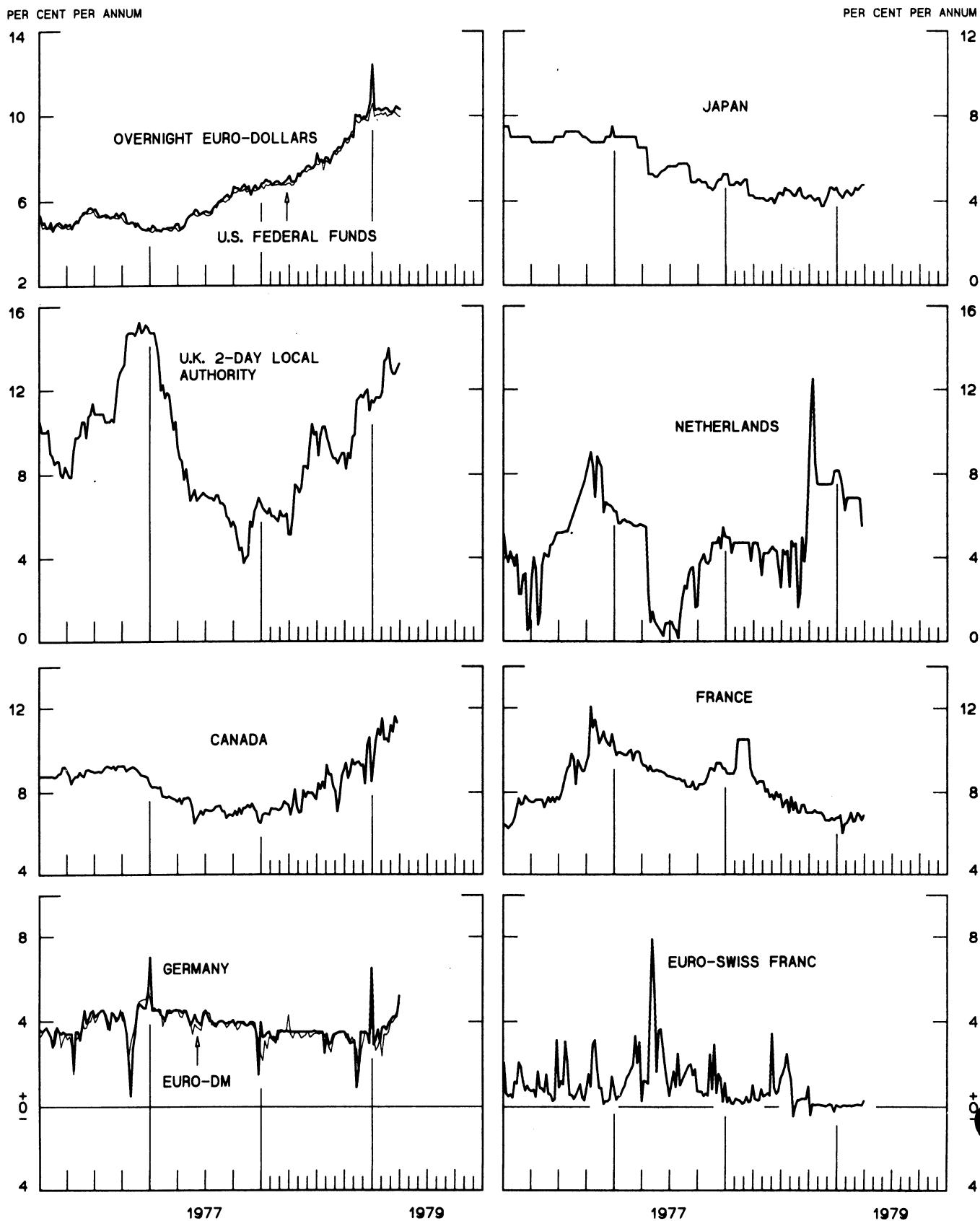


CHART 5  
**3-MONTH INTEREST RATES**  
 WEEKLY SERIES

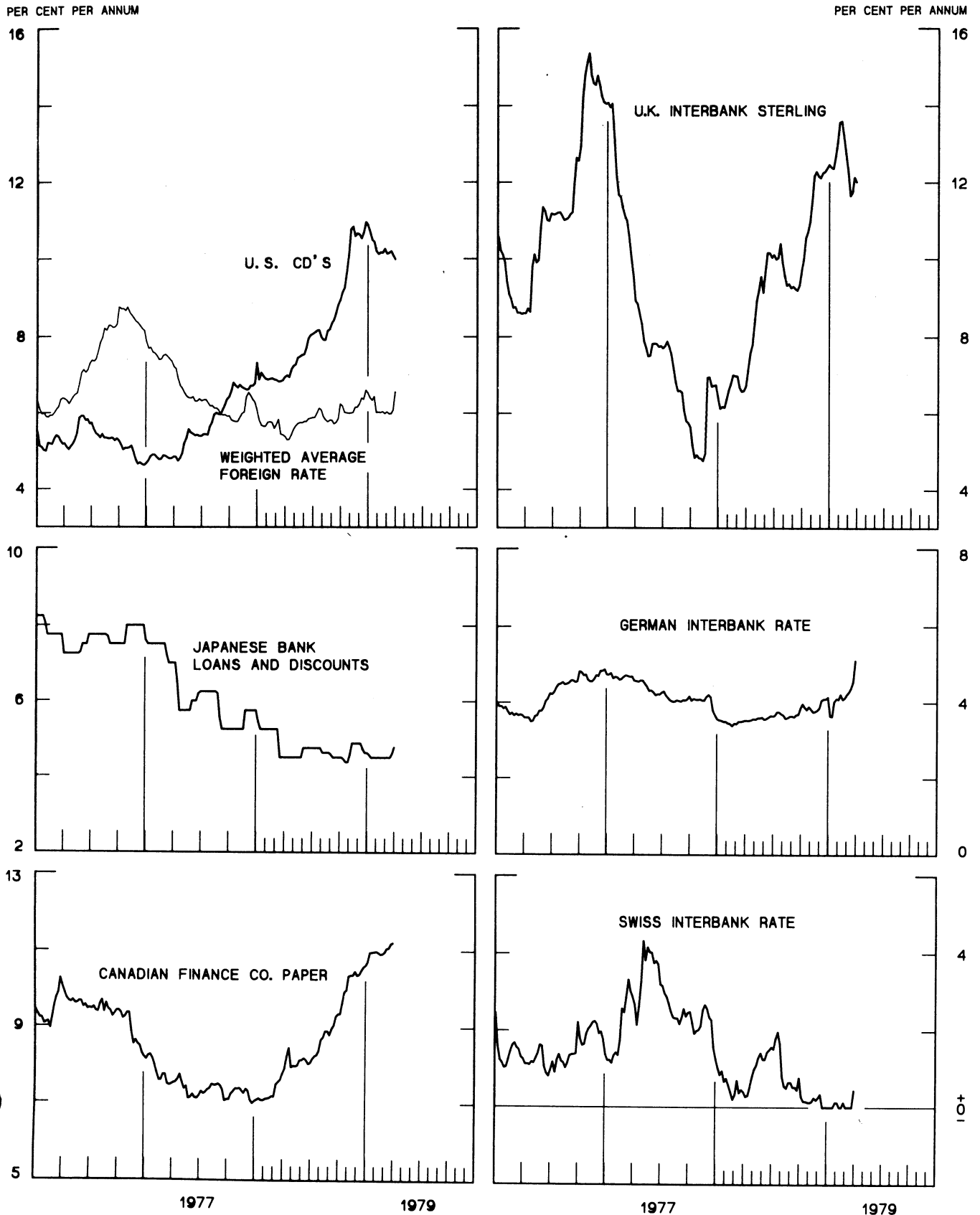
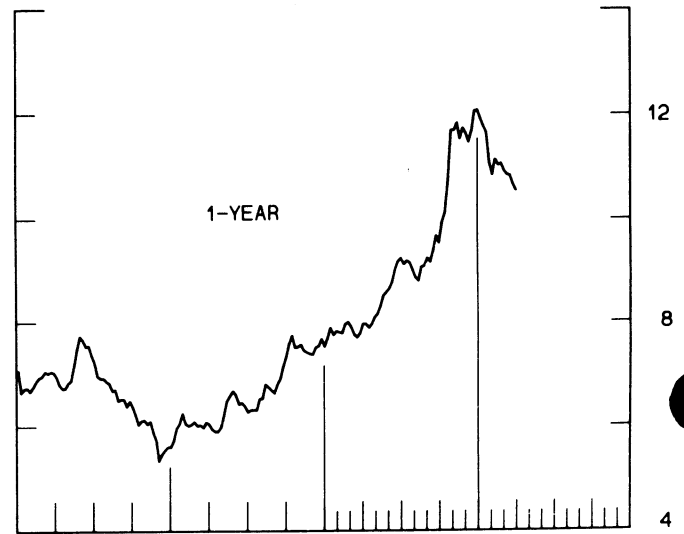
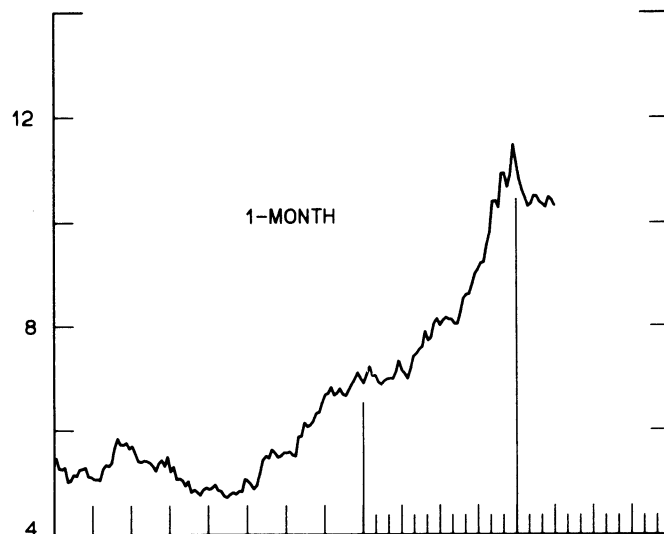
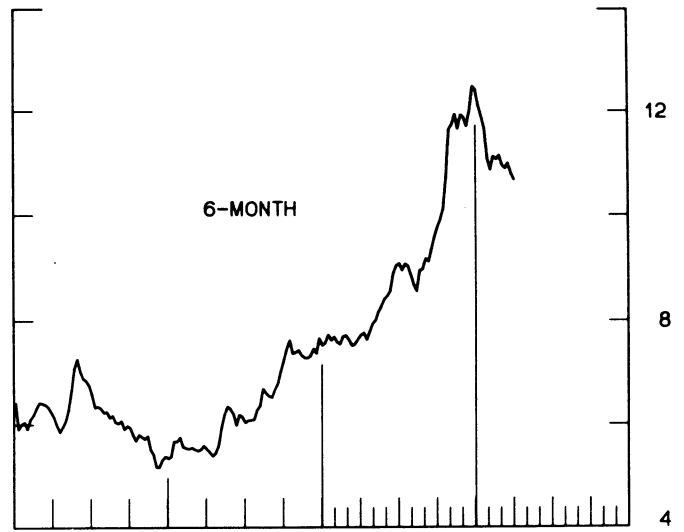
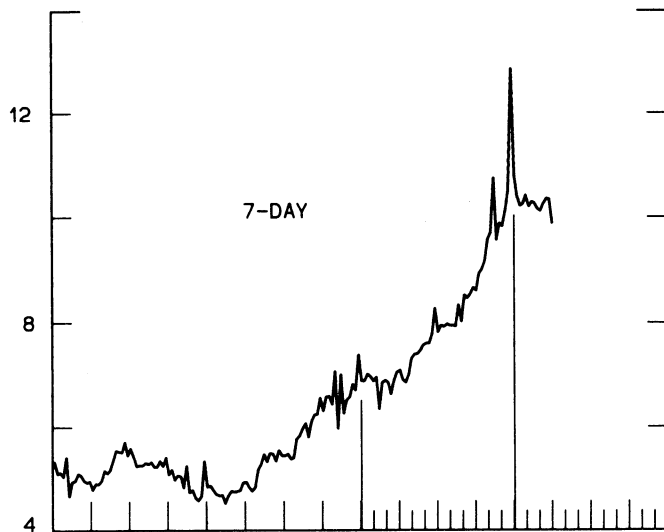
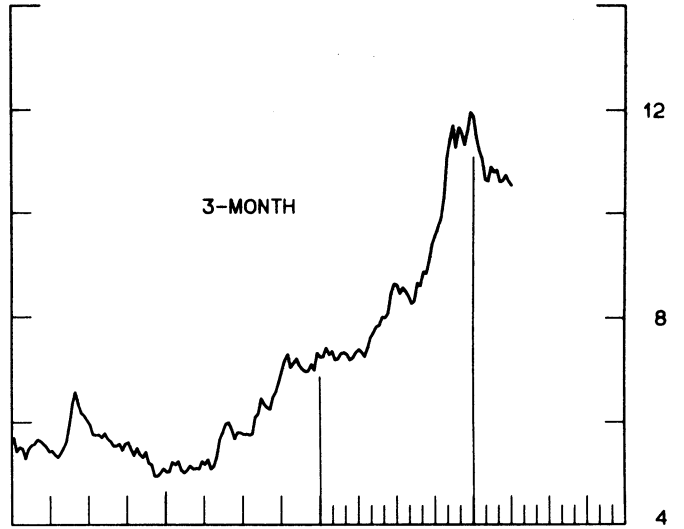
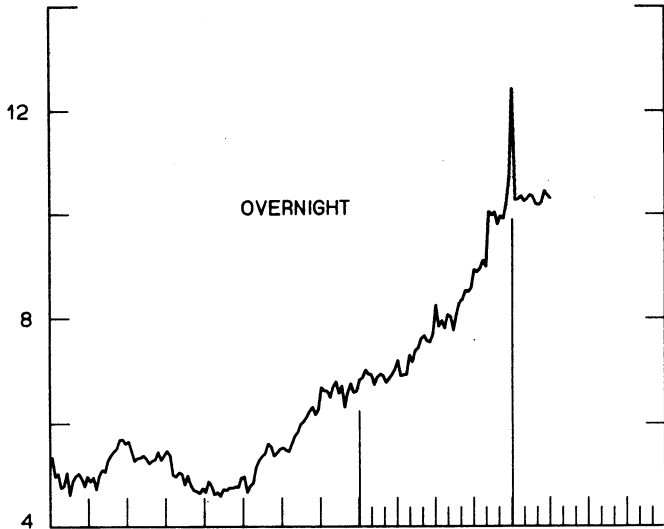


CHART 6  
**EURO-DOLLAR DEPOSIT RATES LONDON**  
 AVERAGES FOR WEEK ENDING WEDNESDAY

PER CENT PER ANNUM

PER CENT PER ANNUM



1977

1979

1977

1979

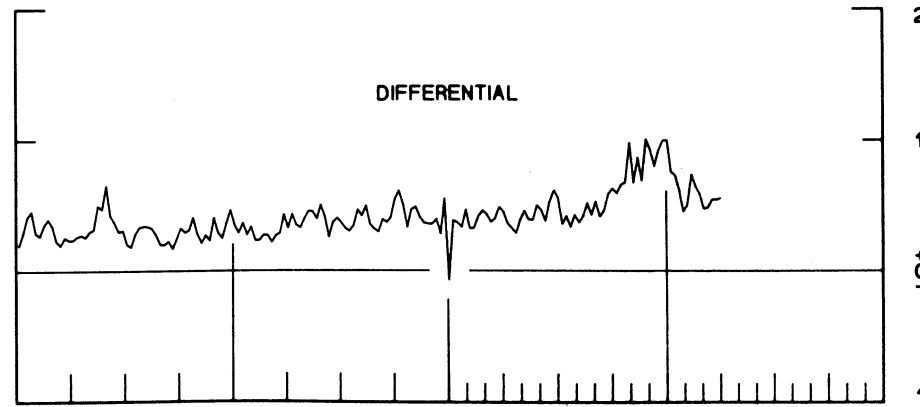
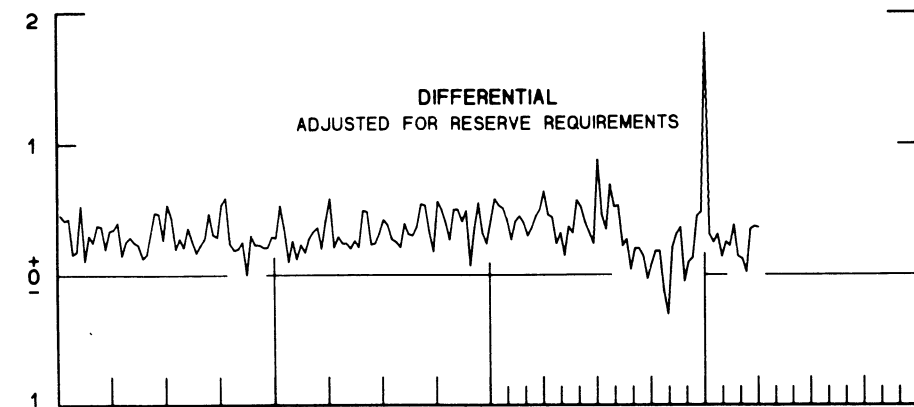
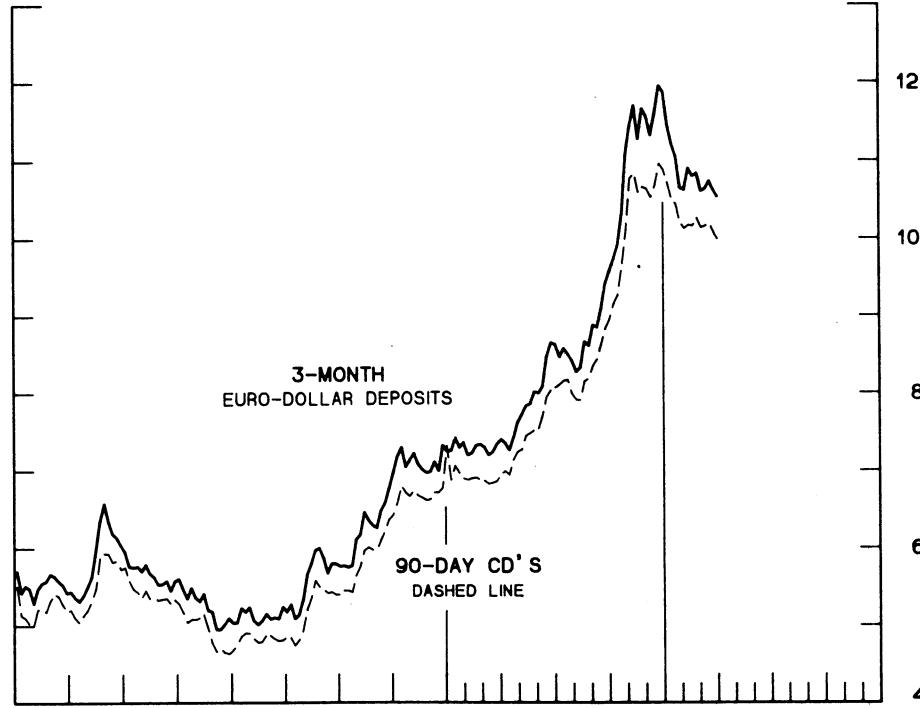


# SELECTED EURO-DOLLAR AND U. S. MONEY MARKET RATES

AVERAGES FOR WEEK ENDING WEDNESDAY

PER CENT PER ANNUM

PER CENT PER ANNUM



1977

1979

1977

1979

FAVORS BORROWING IN U. S. IF POSITIVE

# INTEREST ARBITRAGE: 3-MONTH FUNDS

DIFFERENTIAL: PLUS(+), INDICATES FAVOR DOLLAR ASSETS  
AVERAGES FOR WEEK ENDING WEDNESDAY

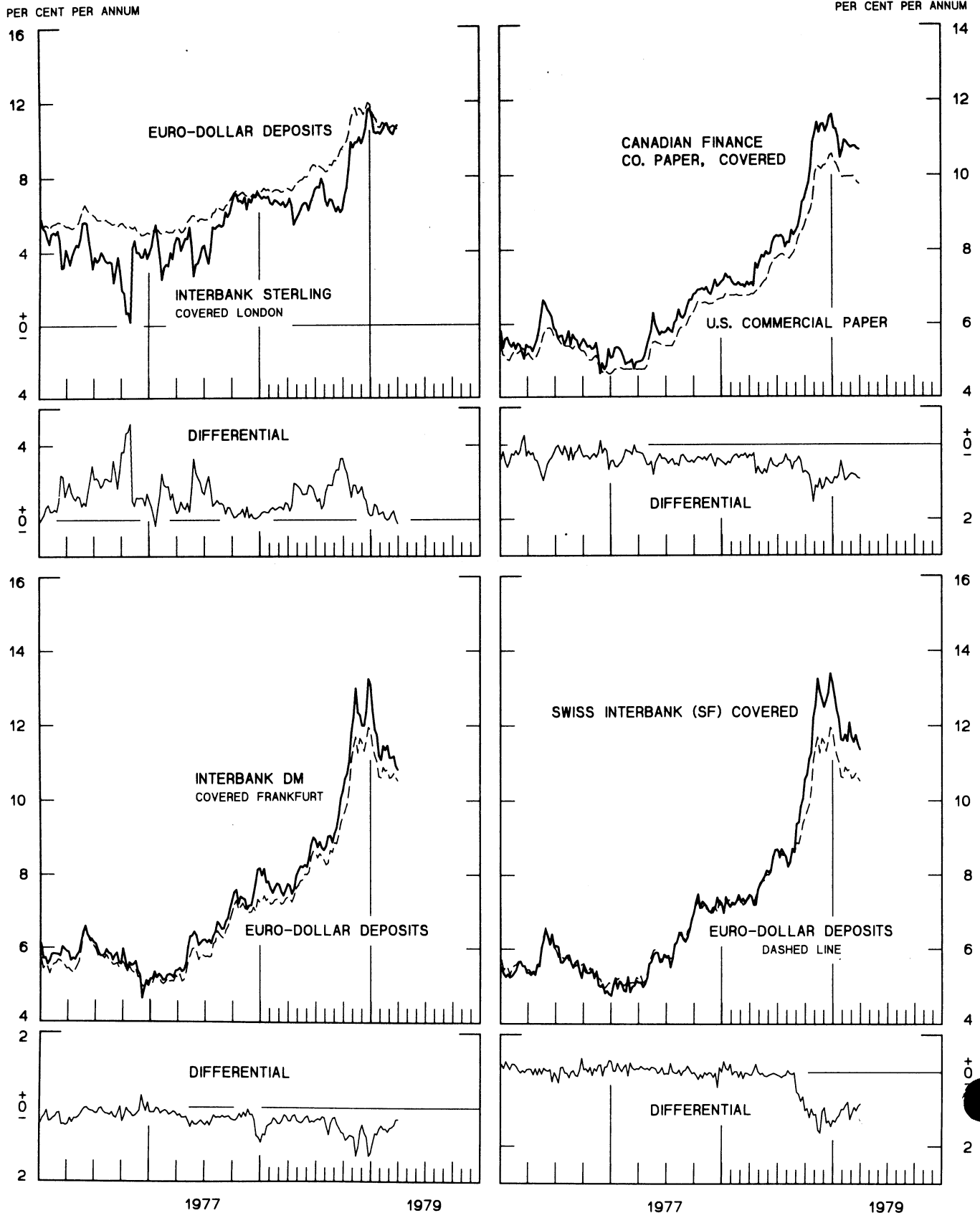


CHART 9  
**LONG-TERM GOVERNMENT BOND YIELDS**  
 WEEKLY SERIES

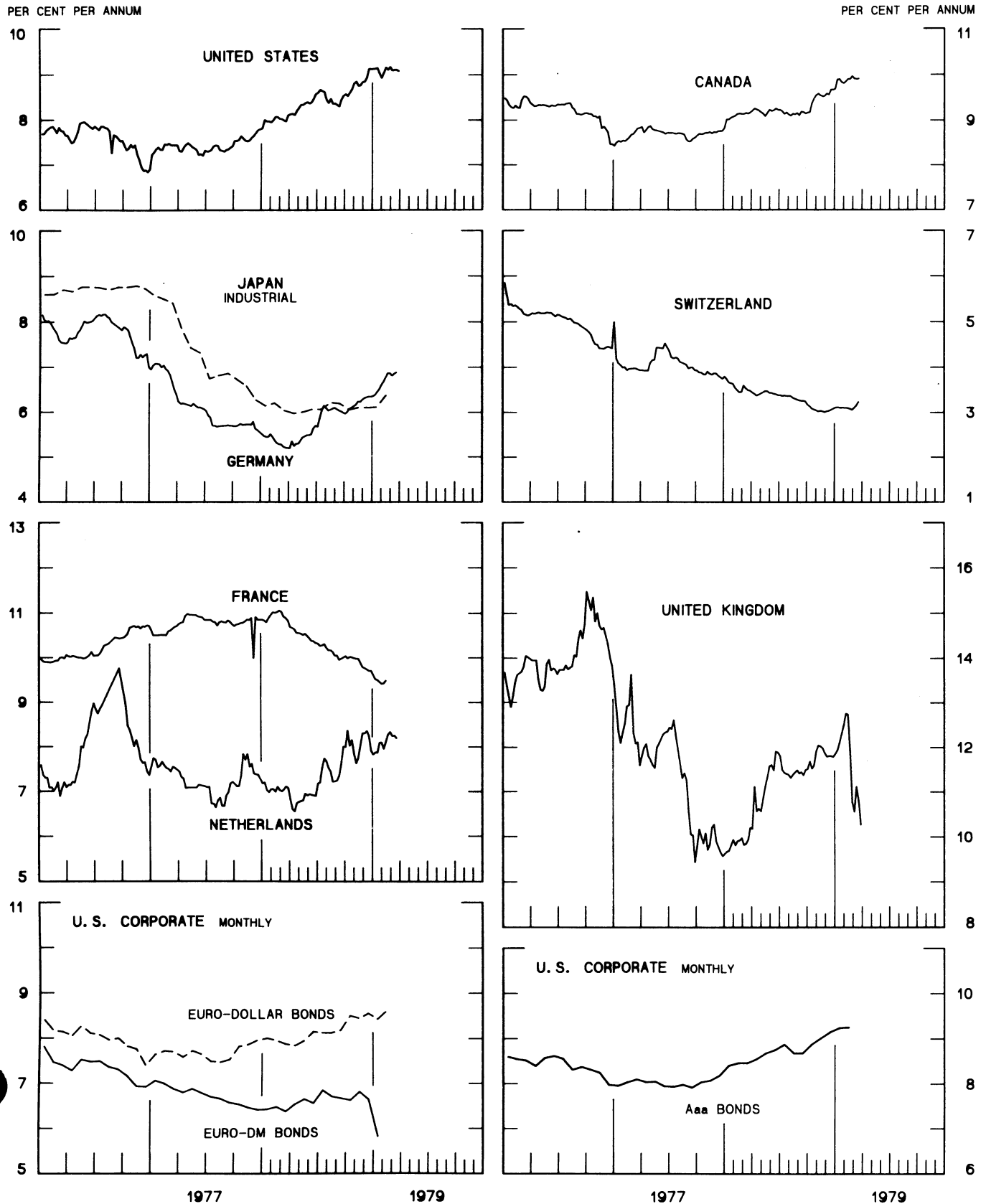
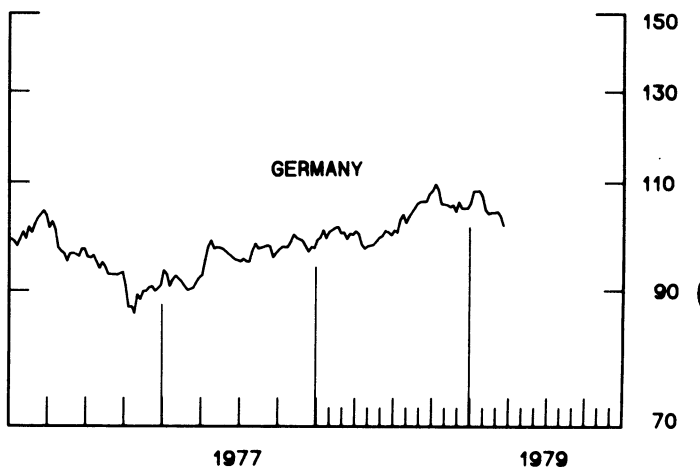
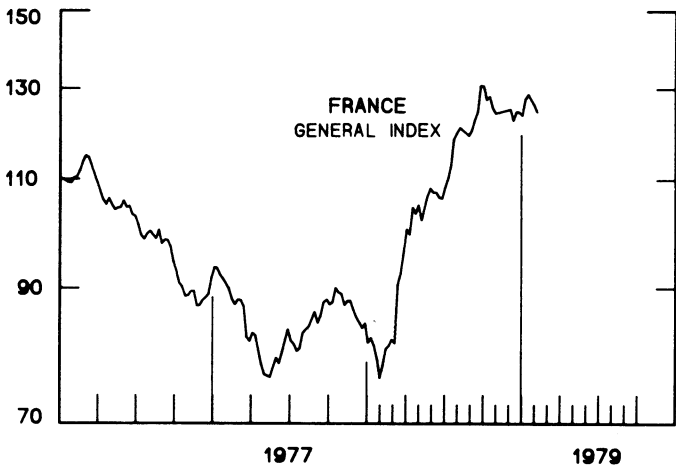
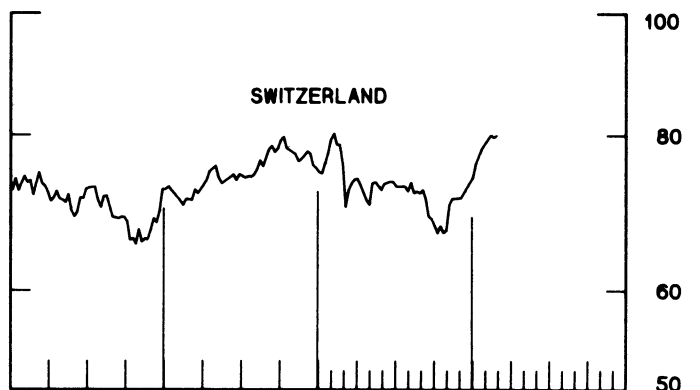
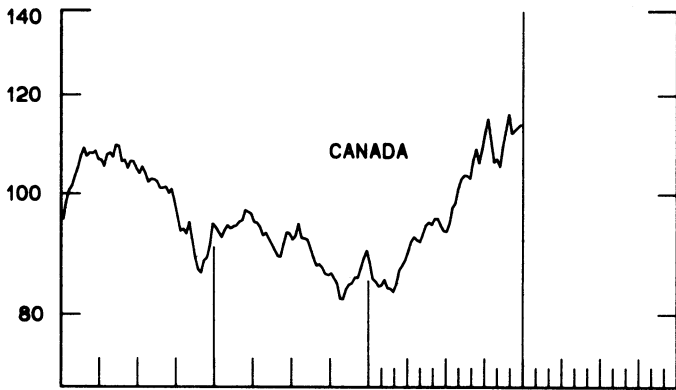
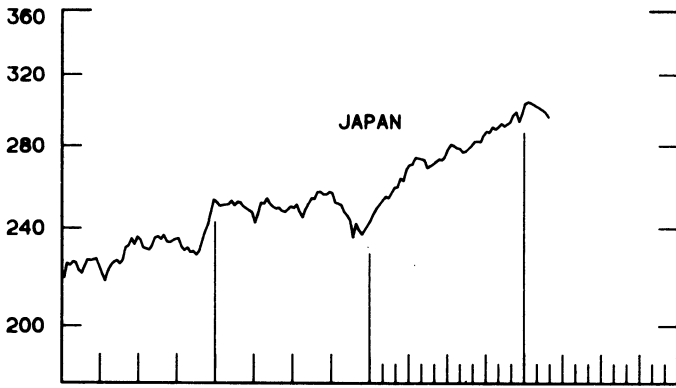
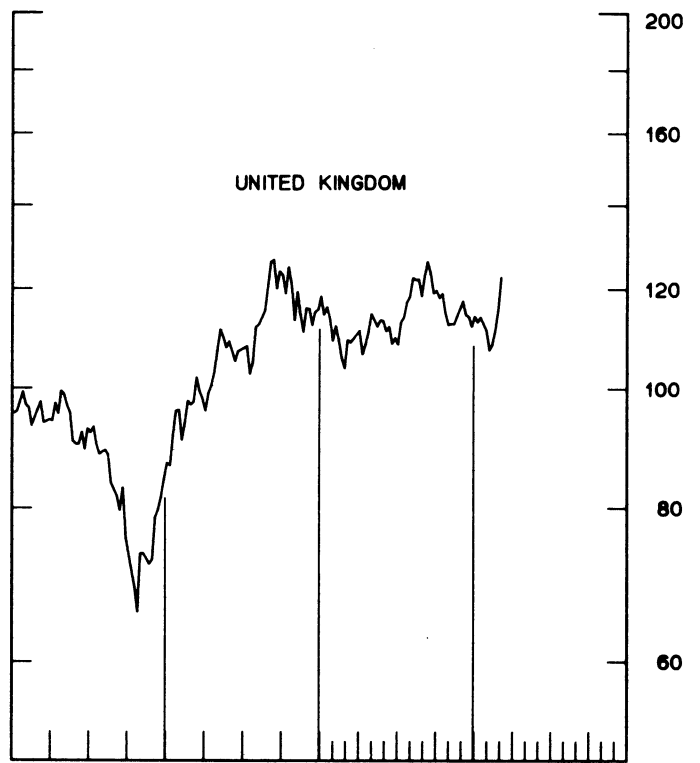
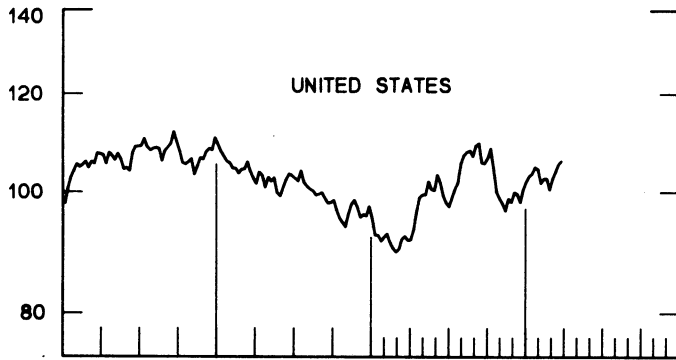


CHART 10  
**INDUSTRIAL STOCK INDICES**  
 WEEKLY SERIES

RATIO SCALE  
 1969=100

RATIO SCALE  
 1969=100



1977

1979

1977

1979

SERIES NAME

LAST VALUE PLOTTED  
DATE VALUE

CHART 1. SPOT EXCHANGE RATES AND INDICES

WEEKLY AVERAGES, NOON BUYING RATES (U.S. CENTS)

GERMAN MARK	APRIL	4	53.28
JAPANESE YEN	APRIL	4	0.47209
DUTCH GUILDER	APRIL	4	49.44
U.K. POUND	APRIL	4	206.44
CANADIAN DOLLAR	APRIL	4	86.30
FRENCH FRANC	APRIL	4	23.18
SWISS FRANC	APRIL	4	58.81
BELGIAN FRANC	APRIL	4	3.36749
ITALIAN LIRA	APRIL	4	0.11886

INDICES, MARCH 1973 BASE RATES = 100

GERMAN MARK	APRIL	4	149.89
JAPANESE YEN	APRIL	4	123.61
DUTCH GUILDER	APRIL	4	141.94
U.K. POUND	APRIL	4	83.50
CANADIAN DOLLAR	APRIL	4	86.01
FRENCH FRANC	APRIL	4	104.48
SWISS FRANC	APRIL	4	189.21
BELGIAN FRANC	APRIL	4	132.70
ITALIAN LIRA	APRIL	4	67.52

WEIGHTED AVERAGE EXCHANGE VALUE INDICES, MAR 1973 = 100  
(G-10 COUNTRIES PLUS SWITZERLAND)

U.S. DOLLAR	APRIL	4	88.85
GERMAN MARK	APRIL	4	145.18
JAPANESE YEN	APRIL	4	114.25
DUTCH GUILDER	APRIL	4	131.65
U.K. POUND	APRIL	4	73.95
CANADIAN DOLLAR	APRIL	4	76.90
FRENCH FRANC	APRIL	4	94.66
SWISS FRANC	APRIL	4	175.12
BELGIAN FRANC	APRIL	4	122.12
ITALIAN LIRA	APRIL	4	59.28
SWEDISH KRONA	APRIL	4	92.02

CHART 2. 3-MONTH FORWARD EXCHANGE RATES, PREMIUM OR DISCOUNT

CANADIAN DOLLAR	APRIL	4	-0.53
U.K. POUND	APRIL	4	-1.26
GERMAN MARK	APRIL	4	5.72
FRENCH FRANC	APRIL	4	2.69
SWISS FRANC	APRIL	4	10.92
DUTCH GUILDER	APRIL	4	3.47
JAPANESE YEN	APRIL	4	4.69
ITALIAN LIRA	APRIL	4	-0.97

SERIES NAME

LAST VALUE PLOT  
DATE VALUE

CHART 3. GOLD PRICE IN LONDON, AFTERNOON FIXING

U.S. DOLLARS PER FINE OUNCE	APRIL 4	240.21
-----------------------------	---------	--------

CHART 4. CALL MONEY RATES

U.S. FEDERAL FUNDS	APRIL 4	9.95
OVERNIGHT EURO-DOLLAR DEPOSITS	APRIL 4	10.31
U.K. 2-DAY LOCAL AUTHORITY DEPOSITS	MARCH 30	13.25
CANADA	MARCH 23	11.30
GERMANY	MARCH 30	5.20
EURO-DM	MARCH 30	4.88
JAPAN	MARCH 30	4.75
FRANCE	MARCH 30	6.88
NETHERLANDS	MARCH 23	5.50
EURO-SWISS FRANC	MARCH 30	0.29

CHART 5. 3-MONTH INTEREST RATES

U.S. 90-DAY CD'S, SECONDARY MARKET	APRIL 4	9.99
GERMAN INTERBANK LOAN	APRIL 4	5.12
JAPANESE BANK LOANS & DISCOUNTS	APRIL 4	4.77
CANADIAN FINANCE PAPER	APRIL 4	11.21
INTERBANK STERLING	APRIL 4	12.01
SWISS INTERBANK LOAN	APRIL 4	0.45
WEIGHTED AVERAGE FOREIGN INTEREST RATE (G-10 COUNTRIES PLUS SWITZERLAND)	APRIL 4	6.57

CHART 6. EURO-DOLLAR DEPOSIT RATES: LONDON

OVERNIGHT	APRIL 4	10.31
7-DAY	APRIL 4	9.89
1-MONTH	APRIL 4	10.33
3-MONTH	APRIL 4	10.54
6-MONTH	APRIL 4	10.69
1-YEAR	APRIL 4	10.55

CHART 7. SELECTED EURO-DOLLAR AND U.S. MONEY MARKET RATES

OVERNIGHT EURO-DOLLAR DEPOSITS	APRIL 4	10.31
U.S. FEDERAL FUNDS	APRIL 4	9.95
DIFFERENTIAL ADJ. FOR RESERVE REQUIREMENTS	APRIL 4	0.36
3-MONTH EURO-DOLLAR DEPOSIT RATE	APRIL 4	10.54
U.S. 90-DAY CD'S, SECONDARY MARKET	APRIL 4	9.99
DIFFERENTIAL	APRIL 4	0.55

SERIES NAME

LAST VALUE PLOTTED  
DATE VALUE

CHART 8. INTEREST ARBITRAGE, 3-MONTH FUNDS

EURO-DOLLAR DEPOSIT	APRIL 4	10.54
INTERBANK STERLING (LONDON), COVERED	APRIL 4	10.75
DIFFERENTIAL	APRIL 4	-0.22
U.S. COMMERCIAL PAPER	APRIL 4	9.76
CANADIAN FINANCE PAPER, COVERED	APRIL 4	10.68
DIFFERENTIAL	APRIL 4	-0.92
EURO-DOLLAR DEPOSIT	APRIL 4	10.54
INTERBANK DM (FRANKFURT), COVERED	APRIL 4	10.84
DIFFERENTIAL	APRIL 4	-0.30
EURO-DOLLAR DEPOSIT	APRIL 4	10.54
SWISS INTERBANK, COVERED	APRIL 4	11.37
DIFFERENTIAL	APRIL 4	-0.83

CHART 9. LONG TERM GOVERNMENT BOND YIELDS

UNITED STATES	MARCH 30	9.09
GERMANY	MARCH 23	6.89
JAPAN (MONTHLY)	FEB.	6.37
SWITZERLAND	MARCH 23	3.24
CANADA	MARCH 23	9.92
FRANCE	FEB. 16	9.49
NETHERLANDS	MARCH 23	8.20
UNITED KINGDOM	MARCH 30	10.27
U.S. CORPORATE		
AAA BONDS	FEB.	9.26
EURO-DM BONDS	JAN.	5.81
EURO-DOLLAR BONDS	FEB.	8.61

CHART 10. INDUSTRIAL STOCK INDICES

UNITED STATES	MARCH 30	106.15
JAPAN	MARCH 2	295.67
CANADA	DEC. 29	113.81
FRANCE	FEB. 9	124.62
UNITED KINGDOM	MARCH 9	122.77
SWITZERLAND	MARCH 2	80.02
GERMANY	MARCH 23	101.58



# FEDERAL RESERVE statistical release

H.10(512)

APRIL 10, 1979

## FOREIGN EXCHANGE RATES

FOR THE WEEK ENDING APRIL 6, 1979

The Board of Governors of the Federal Reserve System is advised that the Federal Reserve Bank of New York has certified for customs purposes the following noon buying rate in New York City for cable transfers payable in foreign currencies:

COUNTRY	MONETARY UNIT	(RATE U.S. CENTS)				
		APR. 2	APR. 3	APR. 4	APR. 5	APR. 6
AUSTRALIA	DOLLAR	111.5000	111.2000	111.1500	111.0900	111.0800
AUSTRIA	SCHILLING	7.23589	7.23066	7.24113	7.23066	7.21891
BELGIUM	FRANC	3.35683	3.36134	3.35683	3.35008	3.34336
CANADA	DOLLAR	86.3931	86.3111	86.6026	86.9036	87.0247
DENMARK	KRONE	19.1479	19.1314	19.1040	19.0876	19.0331
FINLAND	MARKKA	25.0250	25.0282	25.0376	25.0282	24.9906
FRANCE	FRANC	23.1294	23.1294	23.1160	23.1054	23.0468
GERMANY	D. MARK	53.0870	53.1293	53.1096	52.9857	52.8234
INDIA	RUPEE	12.2900	12.2900	12.2900	12.3800	12.3500
IRELAND	POUND	203.7500	203.2000	204.2000	203.8500	203.2500
ITALY	LIRA	0.11869	0.11865	0.11886	0.11884	0.11872
JAPAN	YEN	0.47248	0.46642	0.46451	0.46462	0.46533
MALAYSIA	DOLLAR	45.3309	45.1671	45.1264	45.0857	45.0146
MEXICO	PESO	4.3802	4.3802	4.3783	4.3764	4.3745
NETHERLANDS	GUILDER	49.3097	49.3194	49.2611	49.2247	49.1039
NEW ZEALAND	DOLLAR	105.3000	105.2500	105.1000	105.1800	105.3000
NORWAY	KRONE	19.5084	19.5427	19.5465	19.5351	19.4818
PORTUGAL	ESCUDO	2.0606	2.0627	2.0640	2.0631	2.0555
SOUTH AFRICA	RAND	118.2000	118.0500	118.1000	118.0500	118.0500
SPAIN	PESETA	1.4648	1.4626	1.4682	1.4449	1.4618
SRI LANKA	RUPEE	6.4550	6.4550	6.4550	6.4550	6.4550
SWEDEN	KRONA	22.8180	22.8990	22.8519	22.8310	22.7687
SWITZERLAND	FRANC	58.6682	58.6029	58.6338	58.4967	58.3363
UNITED KINGDOM	POUND	206.7300	206.7000	206.7100	207.7000	208.8200