

DATA FILE  
LIBRARY  
FEDERAL RESERVE BANK  
OF CHICAGO

LIBRARY  
APR 2 1979  
FEDERAL RESERVE  
BANK OF CHICAGO

---

# Selected Interest & Exchange Rates

## Weekly Series of Charts

March 26, 1979

Prepared by the  
FINANCIAL MARKETS  
SECTION

DIVISION OF  
INTERNATIONAL FINANCE

BOARD OF GOVERNORS  
FEDERAL RESERVE SYSTEM  
Washington, D.C. 20551

---

# Table of Contents

## **TABLES**

1. LATEST FIGURES PLOTTED
2. DAILY CERTIFIED SPOT EXCHANGE RATES-- H.10 RELEASE

## **CHARTS**

1. SPOT EXCHANGE RATE INDICES
2. 3-MONTH FORWARD EXCHANGE RATES
3. GOLD PRICE--LONDON
4. CALL MONEY RATES
5. 3-MONTH INTEREST RATES
6. EURO-DOLLAR DEPOSIT RATES
7. SELECTED EURO-DOLLAR AND U.S. MONEY MARKET RATES
8. INTEREST ARBITRAGE: 3-MONTH FUNDS
9. LONG-TERM GOVERNMENT BOND YIELDS
10. INDUSTRIAL STOCK INDICES

## **SUBSCRIPTION RATES:**

Weekly \$15.00 per year or \$.40 each in the United States, its possessions, Canada, and Mexico; 10 or more of the same issue to one address, \$13.50 per year or \$.35 each. Elsewhere, \$20.00 per year or \$.50 each. Address requests to Publications Services, Division of Administrative Services, and make payment remittance payable to the order of the Board of Governors of the Federal Reserve System in a form collectible at par in U.S. Currency.

# SPOT EXCHANGE INDICES

DOLLAR PRICES OF FOREIGN CURRENCIES AND WEIGHTED AVERAGE VALUES (THIN LINE)  
AVERAGES FOR WEEK ENDING WEDNESDAY

RATIO SCALE  
MARCH 1973=100

RATIO SCALE  
MARCH 1973=100

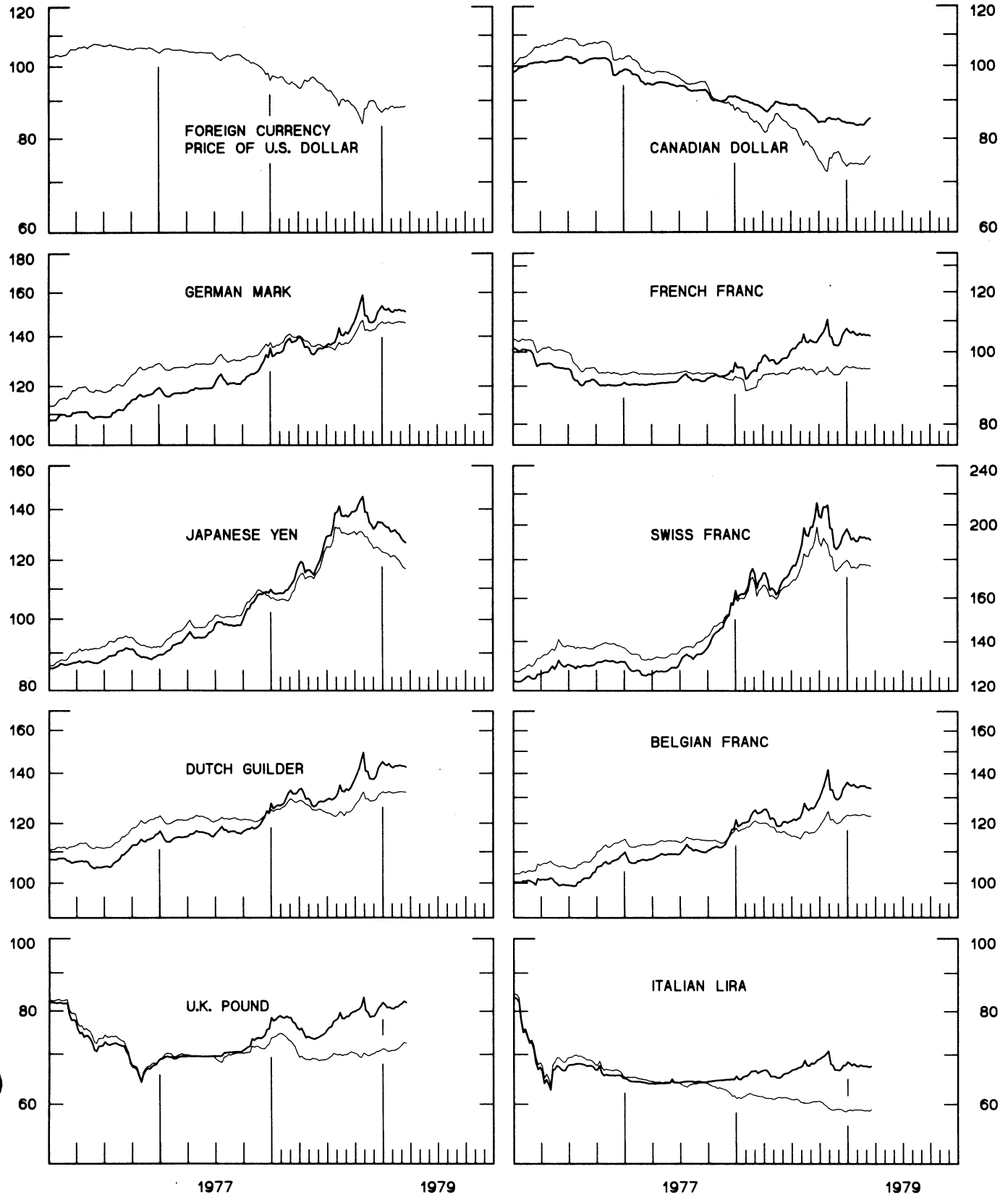


CHART 2  
**3-MONTH FORWARD EXCHANGE RATES**

PREMIUM (+) OR (-)  
 AVERAGES FOR WEEK ENDING WEDNESDAY

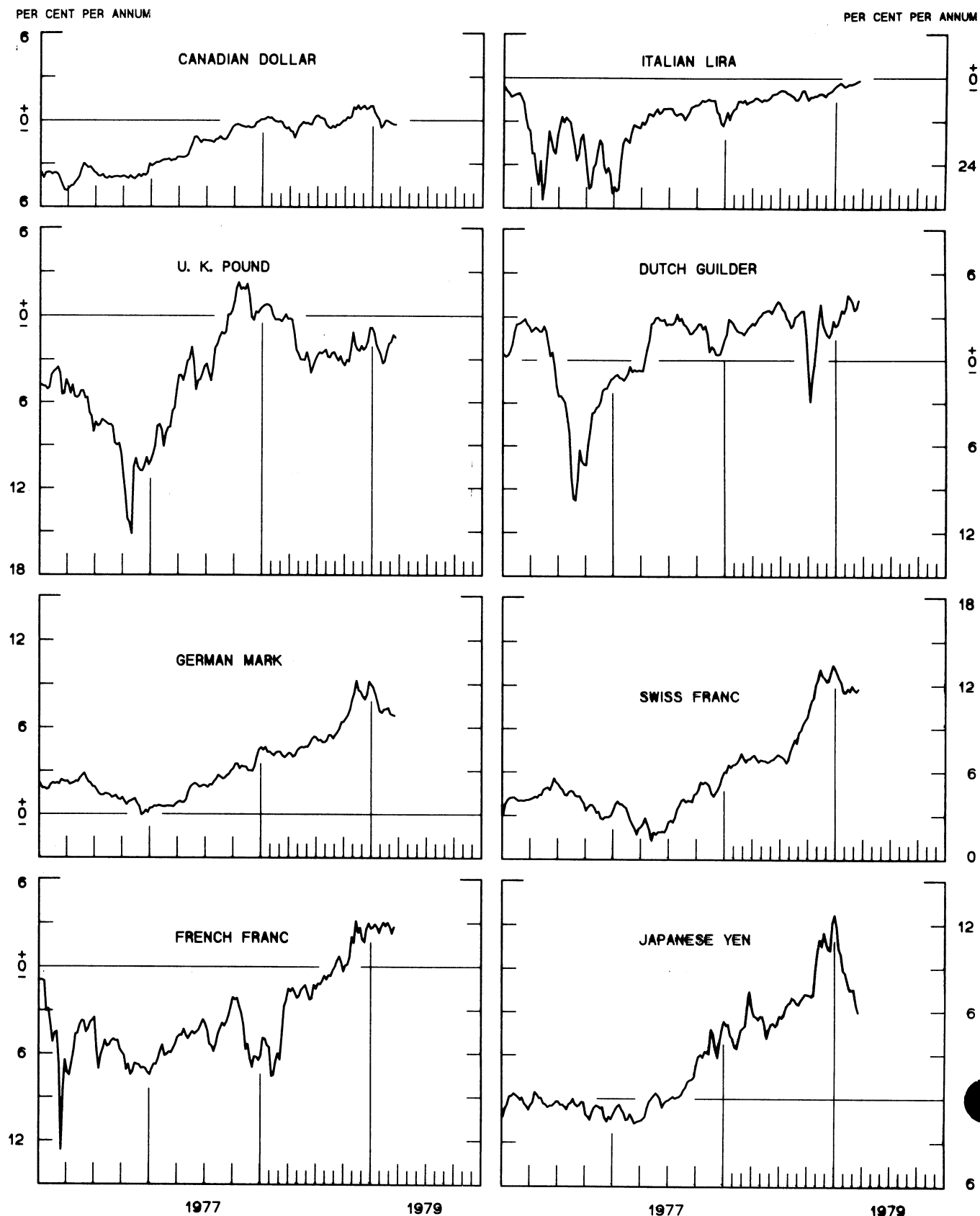
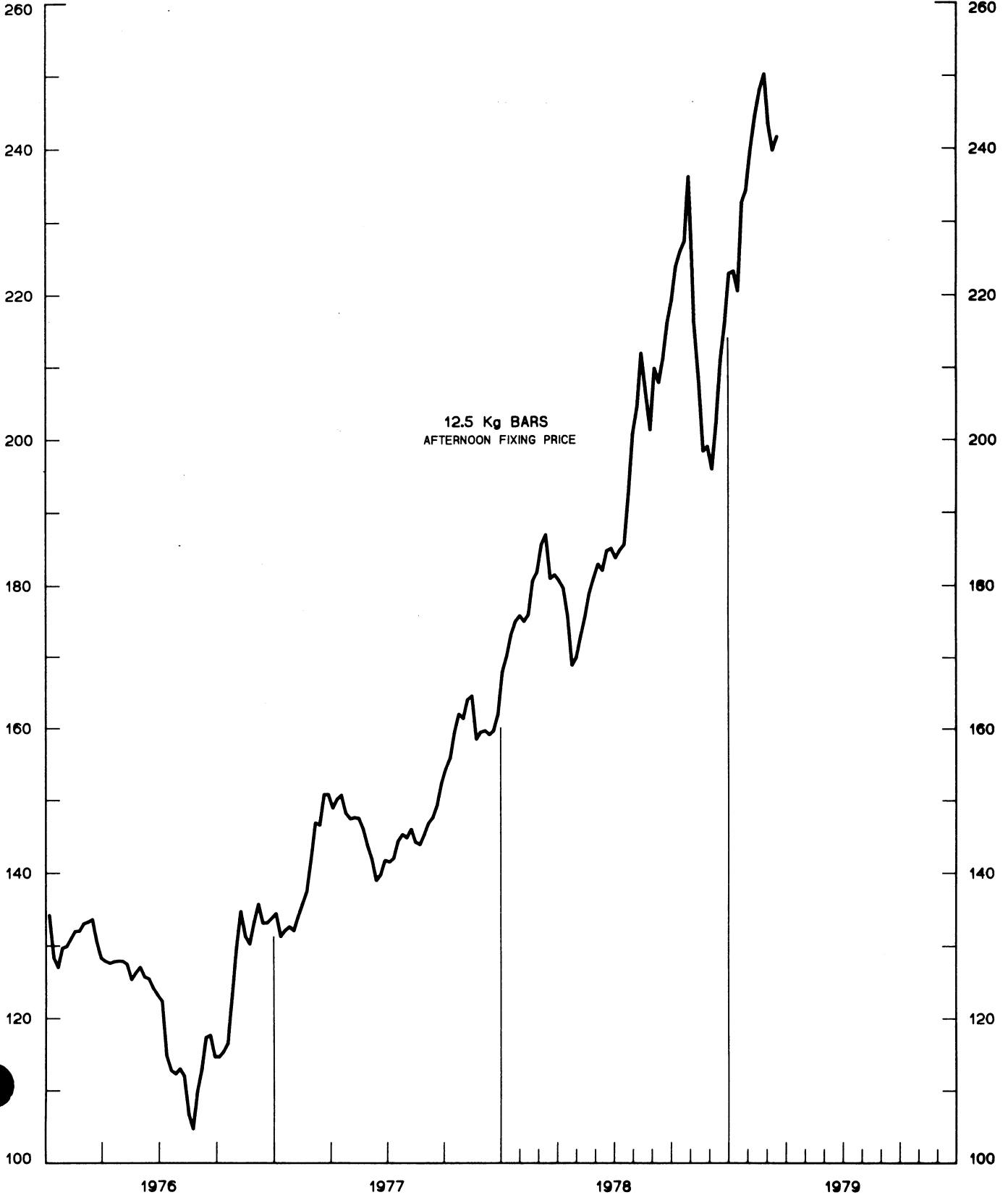


CHART 3  
PRICE OF GOLD IN LONDON  
AVERAGES FOR WEEK ENDING WEDNESDAY

U.S. DOLLARS PER FINE OUNCE

U.S. DOLLARS PER FINE OUNCE



12.5 Kg BARS  
AFTERNOON FIXING PRICE

CHART 4  
**CALL MONEY RATES**  
 WEEKLY SERIES

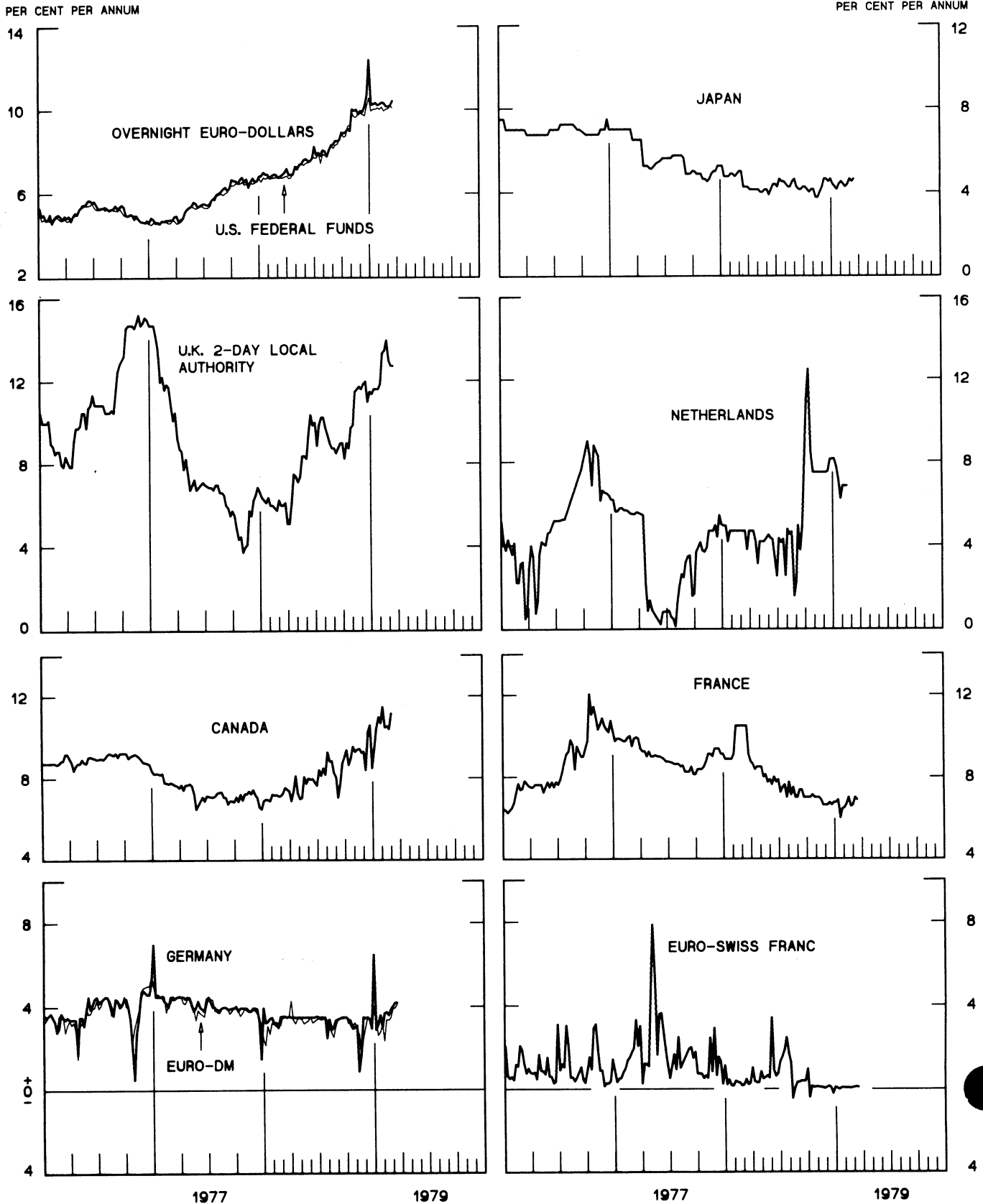


CHART 5  
**3-MONTH INTEREST RATES**  
 WEEKLY SERIES

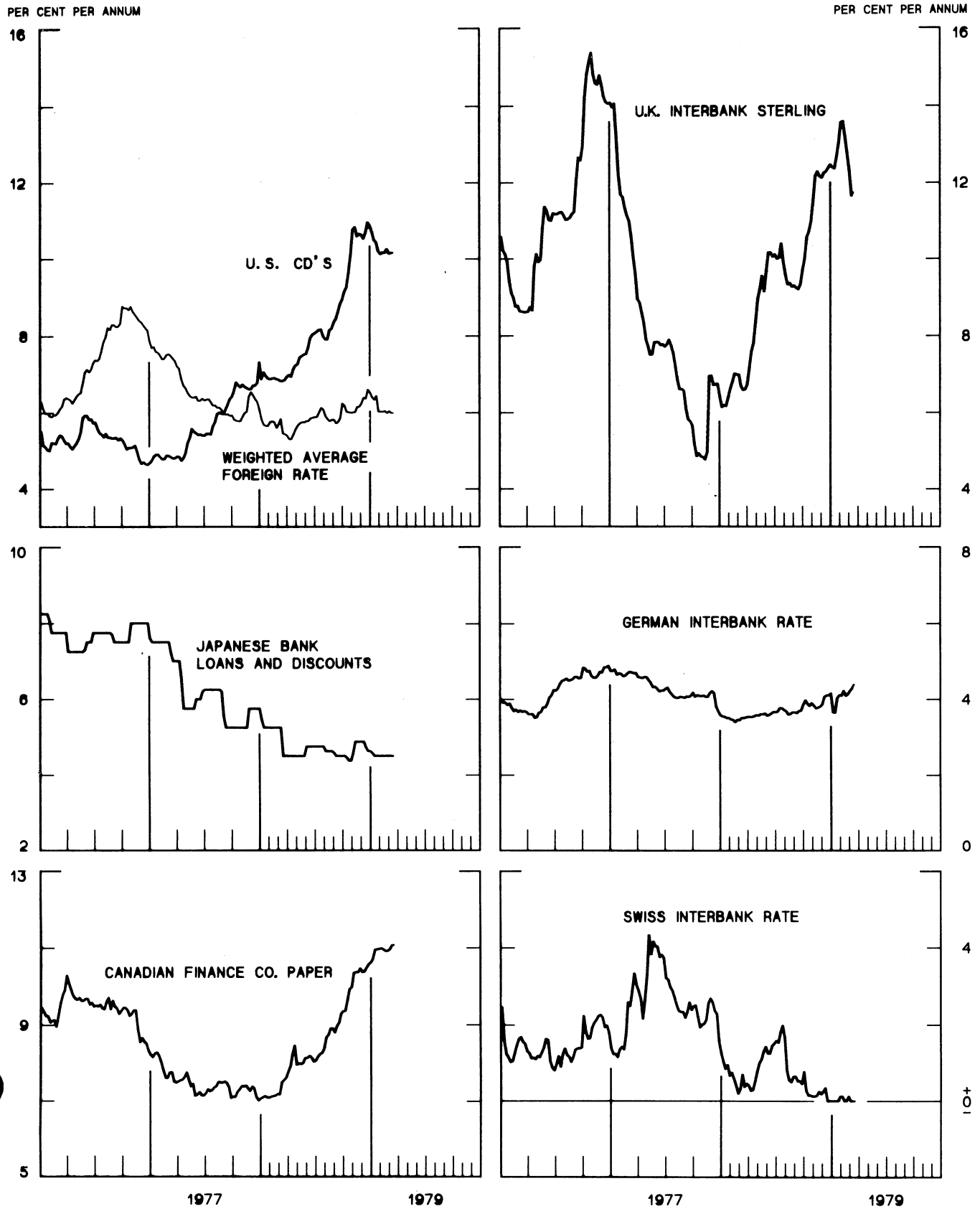
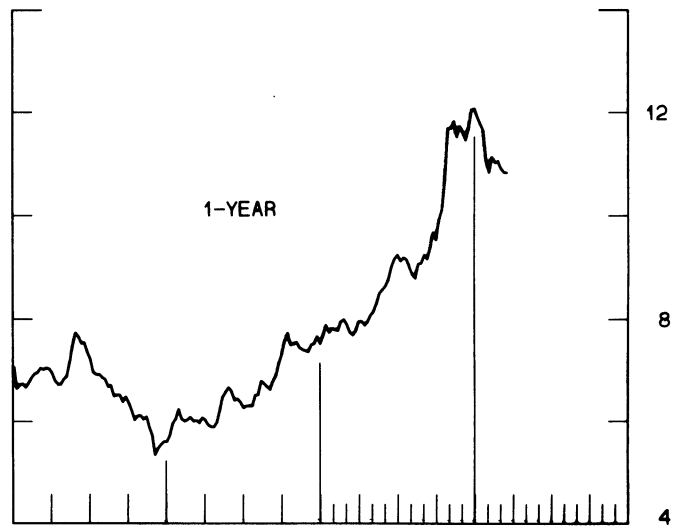
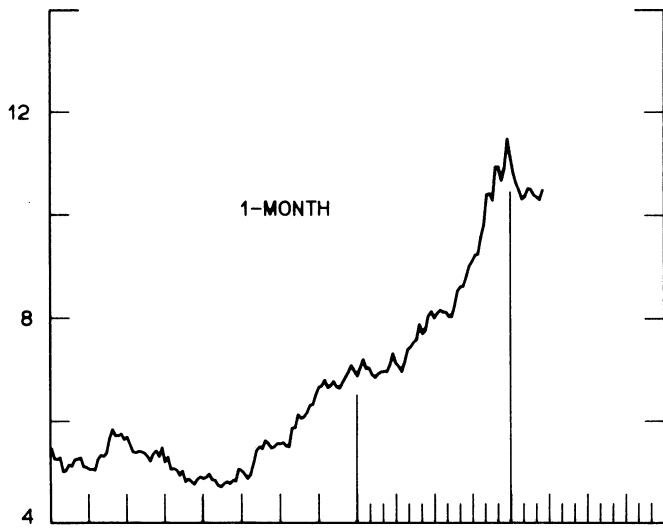
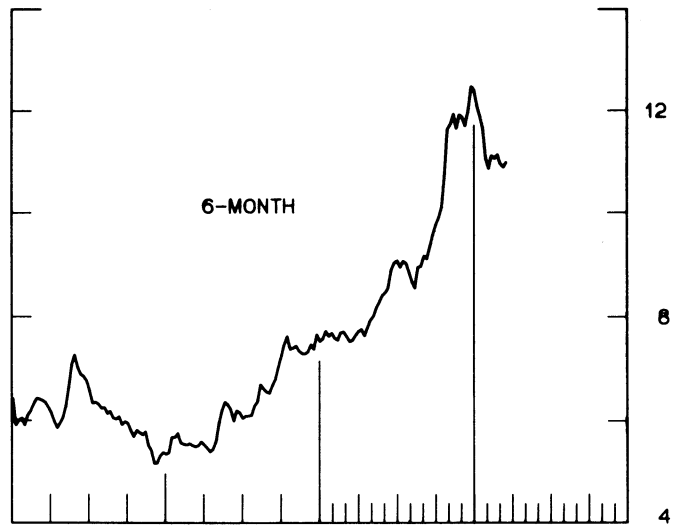
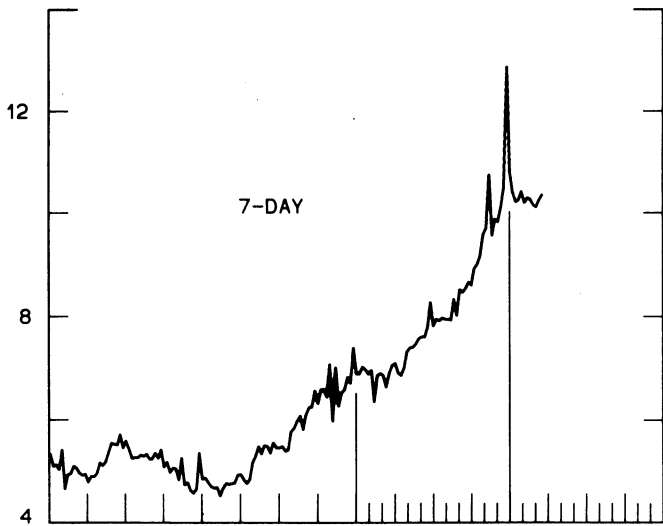
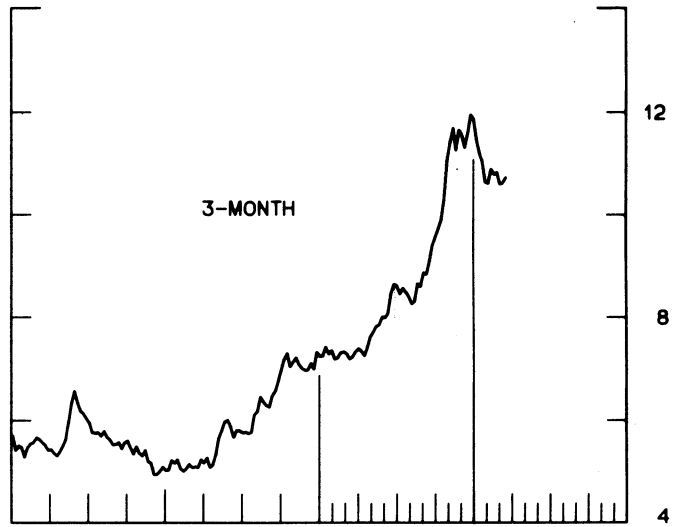
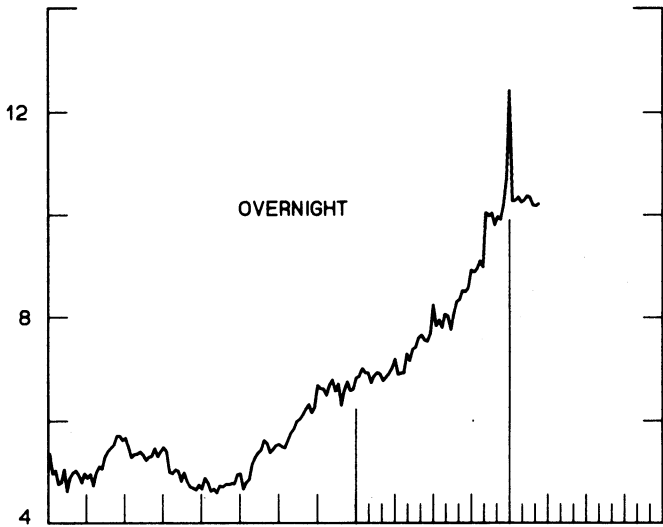


CHART 6  
**EURO-DOLLAR DEPOSIT RATES LONDON**  
 AVERAGES FOR WEEK ENDING WEDNESDAY

PER CENT PER ANNUM

PER CENT PER ANNUM



1977

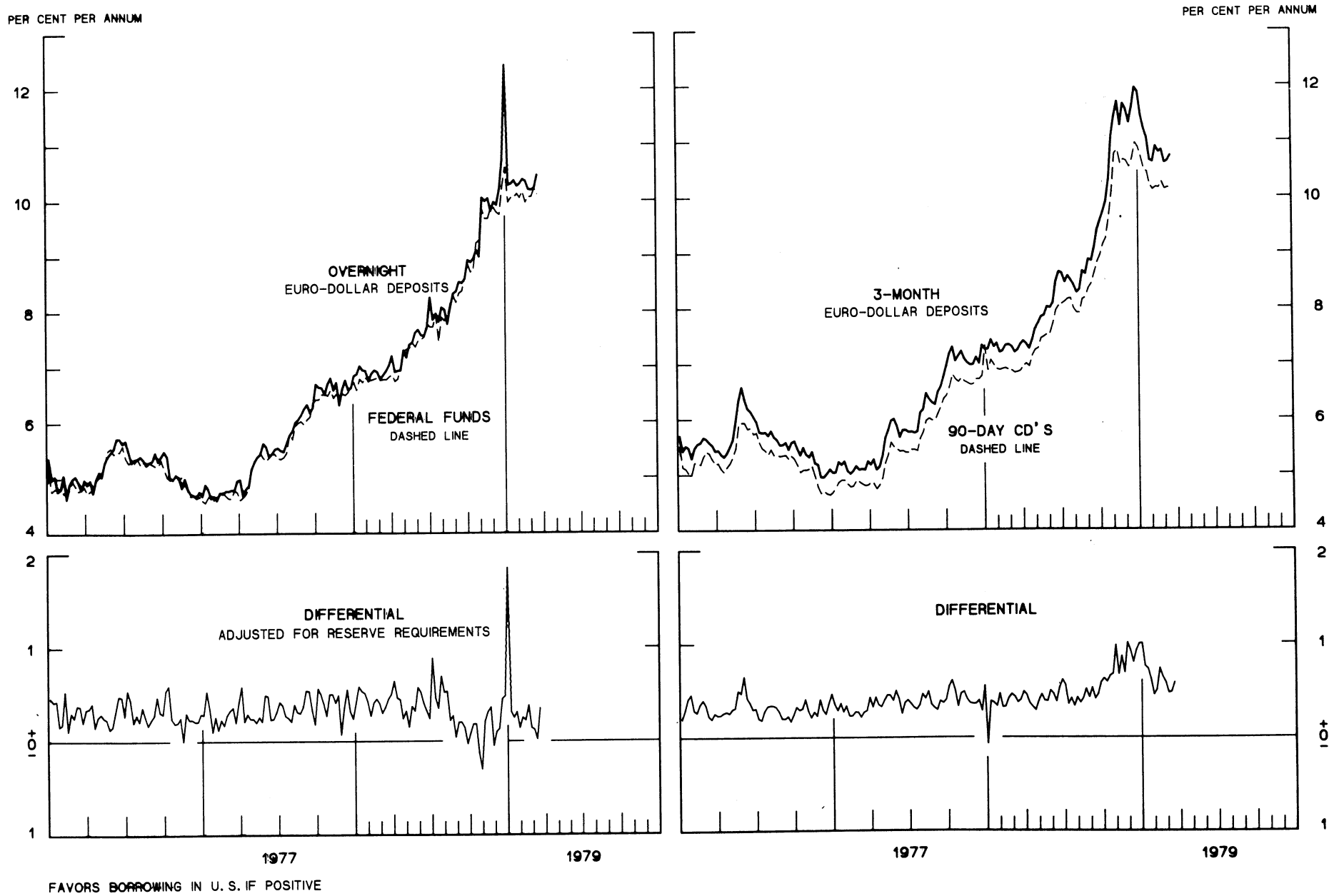
1979

1977

1979



CHART 7  
**SELECTED EURO-DOLLAR AND U. S. MONEY MARKET RATES**  
 AVERAGES FOR WEEK ENDING WEDNESDAY

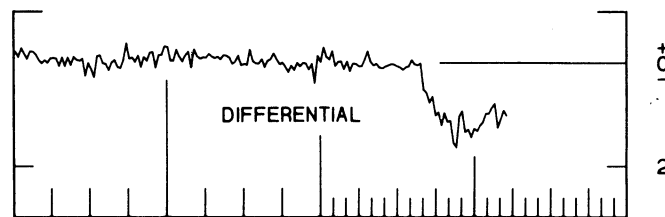
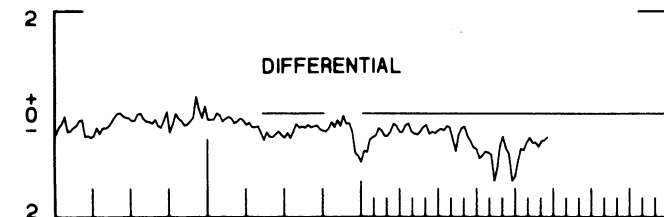
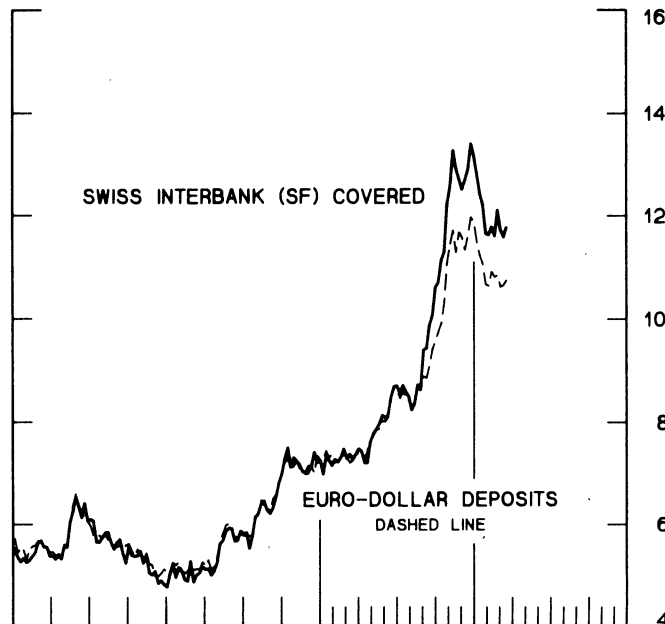
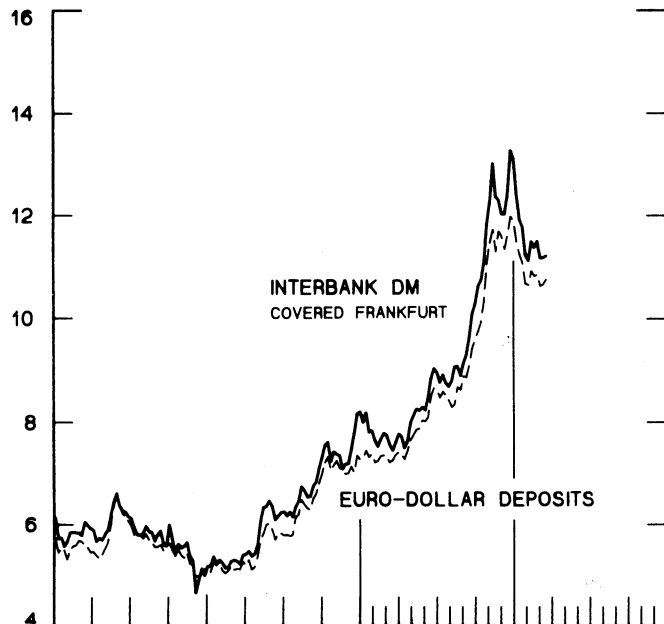
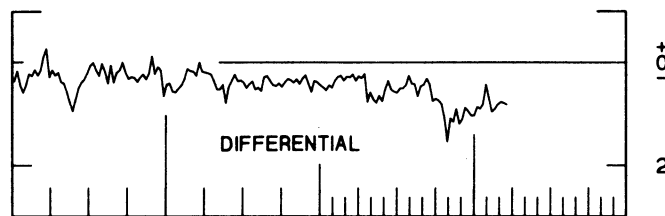
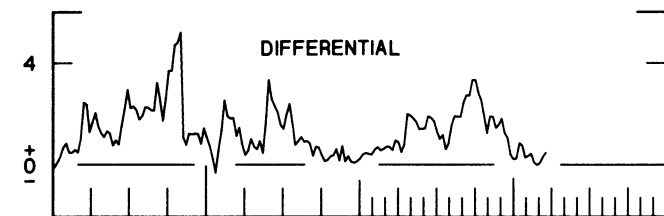
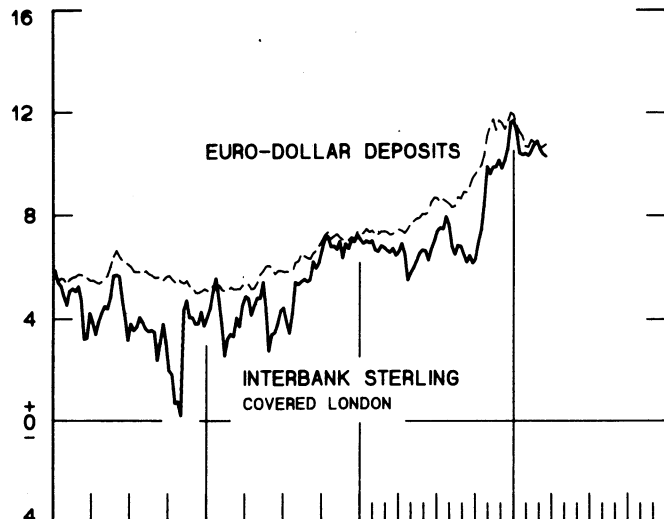


# INTEREST ARBITRAGE: 3-MONTH FUNDS

DIFFERENTIAL: PLUS(+), INDICATES FAVOR DOLLAR ASSETS  
AVERAGES FOR WEEK ENDING WEDNESDAY

PER CENT PER ANNUM

PER CENT PER ANNUM



1977

1979

1977

1979

CHART 9  
**LONG-TERM GOVERNMENT BOND YIELDS**  
 WEEKLY SERIES

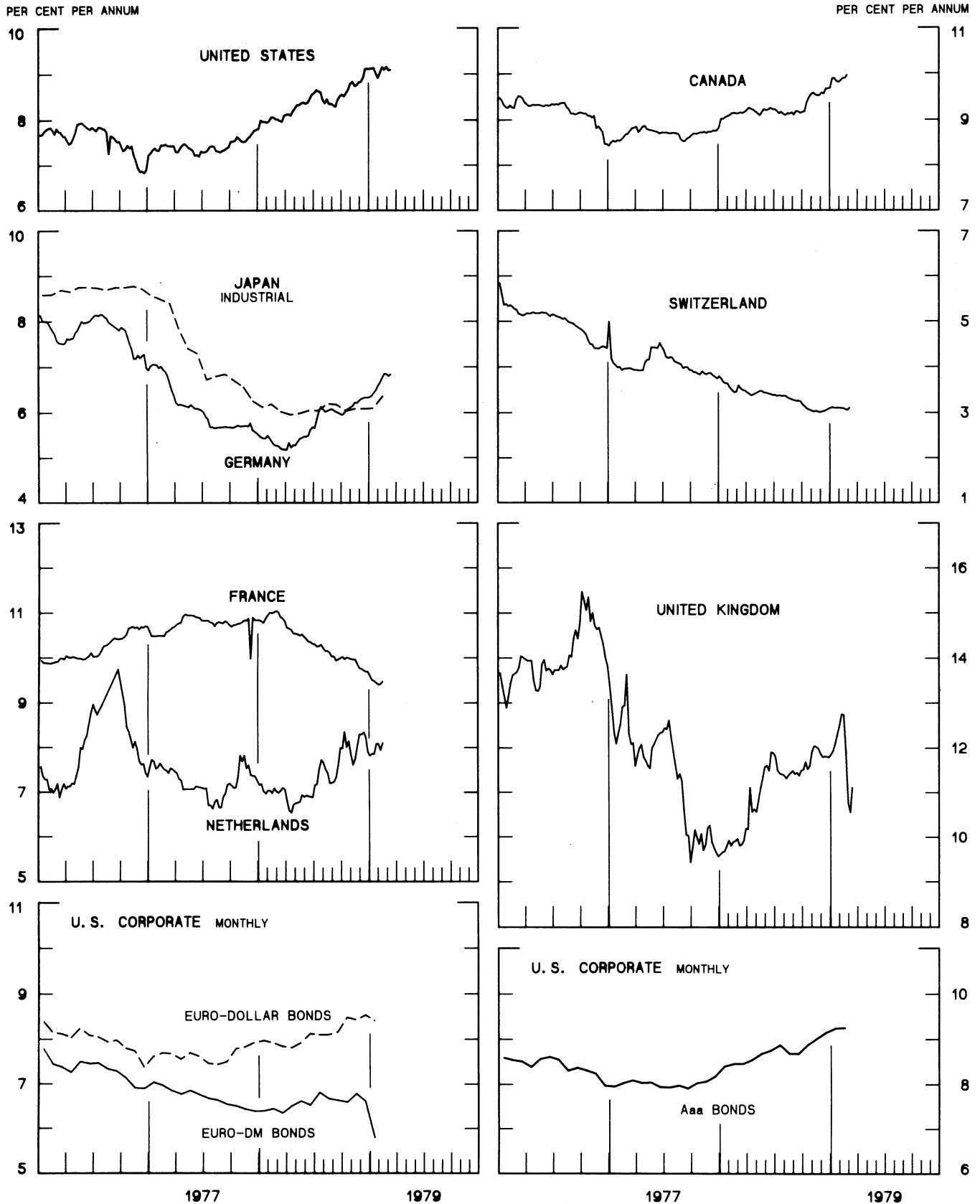
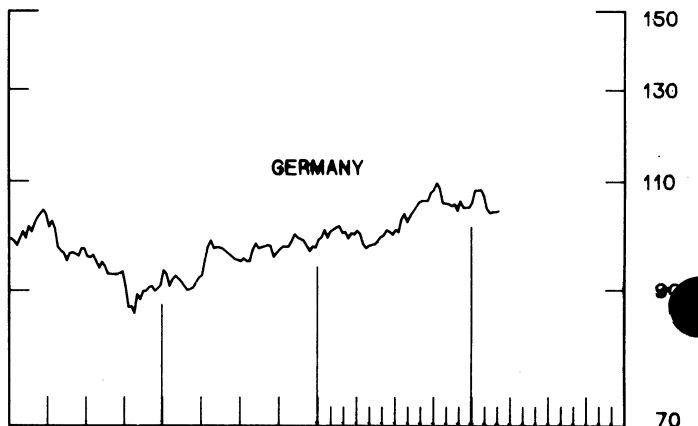
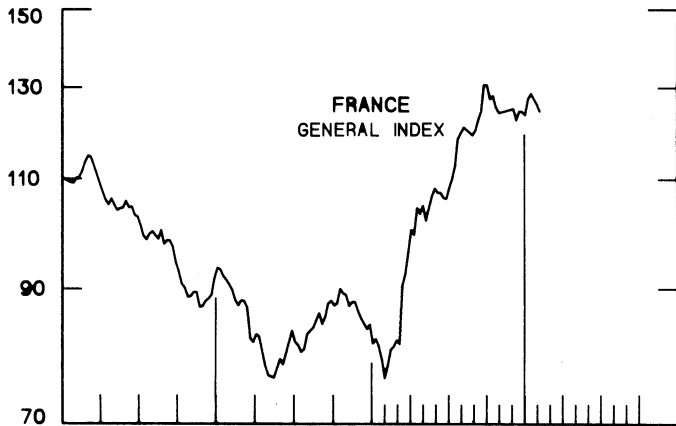
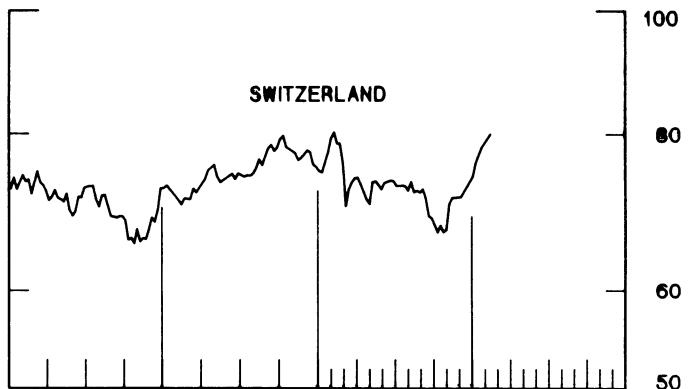
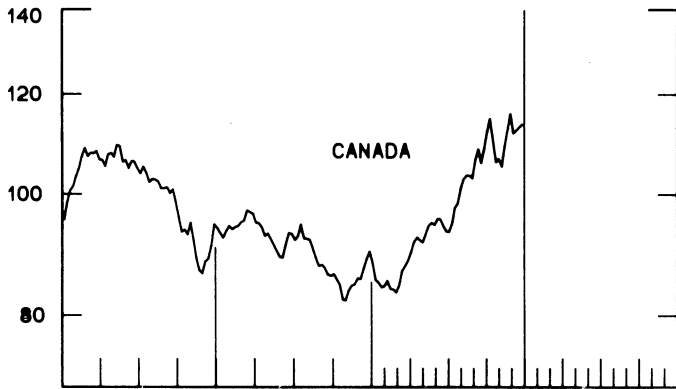
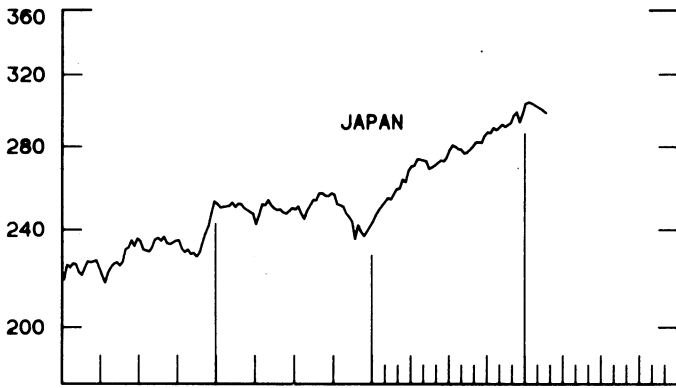
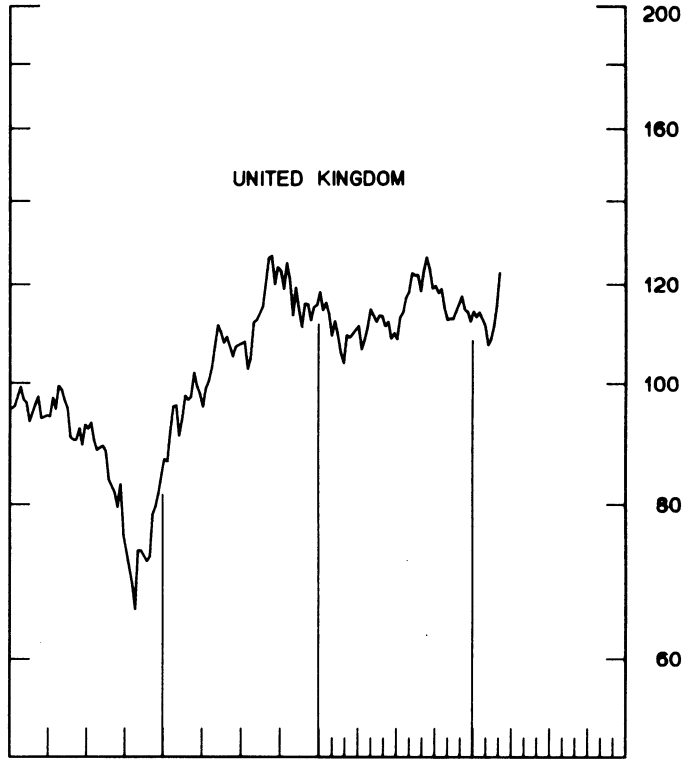
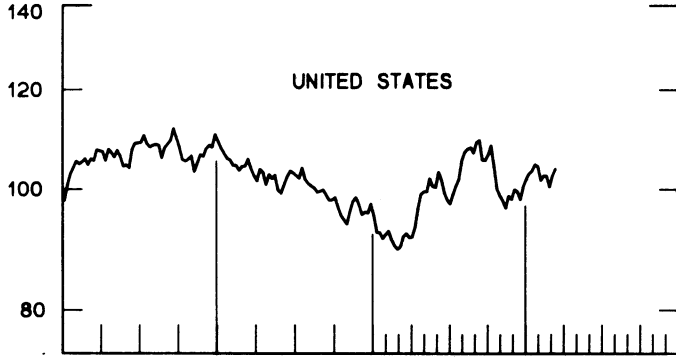


CHART 10  
**INDUSTRIAL STOCK INDICES**  
 WEEKLY SERIES

RATIO SCALE  
 1969=100

RATIO SCALE  
 1969=100



1977

1979

1977

1979

SERIES NAME

LAST VALUE PLOTTED  
DATE VALUE

CHART 1. SPOT EXCHANGE RATES AND INDICES

WEEKLY AVERAGES, NOON BUYING RATES (U.S. CENTS)

GERMAN MARK	MARCH 21	53.66
JAPANESE YEN	MARCH 21	0.48285
DUTCH GUILDER	MARCH 21	49.74
U.K. POUND	MARCH 21	203.14
CANADIAN DOLLAR	MARCH 21	85.44
FRENCH FRANC	MARCH 21	23.30
SWISS FRANC	MARCH 21	59.38
BELGIAN FRANC	MARCH 21	3.39351
ITALIAN LIRA	MARCH 21	0.11890

INDICES, MARCH 1973 BASE RATES = 100

GERMAN MARK	MARCH 21	150.96
JAPANESE YEN	MARCH 21	126.43
DUTCH GUILDER	MARCH 21	142.79
U.K. POUND	MARCH 21	82.16
CANADIAN DOLLAR	MARCH 21	85.16
FRENCH FRANC	MARCH 21	105.00
SWISS FRANC	MARCH 21	191.03
BELGIAN FRANC	MARCH 21	133.72
ITALIAN LIRA	MARCH 21	67.54

WEIGHTED AVERAGE EXCHANGE VALUE INDICES, MAR 1973 = 100  
(G-10 COUNTRIES PLUS SWITZERLAND)

U.S. DOLLAR	MARCH 21	88.51
GERMAN MARK	MARCH 21	145.90
JAPANESE YEN	MARCH 21	116.77
DUTCH GUILDER	MARCH 21	132.09
U.K. POUND	MARCH 21	72.41
CANADIAN DOLLAR	MARCH 21	75.83
FRENCH FRANC	MARCH 21	94.88
SWISS FRANC	MARCH 21	176.32
BELGIAN FRANC	MARCH 21	122.73
ITALIAN LIRA	MARCH 21	59.11
SWEDISH KRONA	MARCH 21	91.84

CHART 2. 3-MONTH FORWARD EXCHANGE RATES, PREMIUM OR DISCOUNT

CANADIAN DOLLAR	MARCH 21	-0.29
U.K. POUND	MARCH 21	-1.48
GERMAN MARK	MARCH 21	6.80
FRENCH FRANC	MARCH 21	2.73
SWISS FRANC	MARCH 21	11.76
DUTCH GUILDER	MARCH 21	4.17
JAPANESE YEN	MARCH 21	5.94
ITALIAN LIRA	MARCH 21	-0.71

SERIES NAME

LAST VALUE PLOT  
DATE VALUE

CHART 3. GOLD PRICE IN LONDON, AFTERNOON FIXING

U.S. DOLLARS PER FINE OUNCE	MARCH 21	241.67
-----------------------------	----------	--------

CHART 4. CALL MONEY RATES

U.S. FEDERAL FUNDS	MARCH 21	10.11
OVERNIGHT EURO-DOLLAR DEPOSITS	MARCH 21	10.46
U.K. 2-DAY LOCAL AUTHORITY DEPOSITS	MARCH 16	12.75
CANADA	MARCH 2	11.18
GERMANY	MARCH 16	4.20
EURO-DM	MARCH 16	4.13
JAPAN	MARCH 16	4.63
FRANCE	MARCH 16	6.88
NETHERLANDS	FEB. 16	6.85
EURO-SWISS FRANC	MARCH 16	0.07

CHART 5. 3-MONTH INTEREST RATES

U.S. 90-DAY CD'S, SECONDARY MARKET	MARCH 21	10.16
GERMAN INTERBANK LOAN	MARCH 21	4.39
JAPANESE BANK LOANS & DISCOUNTS	MARCH 21	4.50
CANADIAN FINANCE PAPER	MARCH 21	11.07
INTERBANK STERLING	MARCH 21	11.74
SWISS INTERBANK LOAN	MARCH 21	0.0
WEIGHTED AVERAGE FOREIGN INTEREST RATE (G-10 COUNTRIES PLUS SWITZERLAND)	MARCH 21	5.99

CHART 6. EURO-DOLLAR DEPOSIT RATES: LONDON

OVERNIGHT	MARCH 21	10.46
7-DAY	MARCH 21	10.36
1-MONTH	MARCH 21	10.49
3-MONTH	MARCH 21	10.74
6-MONTH	MARCH 21	11.00
1-YEAR	MARCH 21	10.84

CHART 7. SELECTED EURO-DOLLAR AND U.S. MONEY MARKET RATES

OVERNIGHT EURO-DOLLAR DEPOSITS	MARCH 21	10.46
U.S. FEDERAL FUNDS	MARCH 21	10.11
DIFFERENTIAL ADJ. FOR RESERVE REQUIREMENTS	MARCH 21	0.35
3-MONTH EURO-DOLLAR DEPOSIT RATE	MARCH 21	10.74
U.S. 90-DAY CD'S, SECONDARY MARKET	MARCH 21	10.16
DIFFERENTIAL	MARCH 21	0.58

SERIES NAME

LAST VALUE PLOTTED  
DATE VALUE

CHART 8. INTEREST ARBITRAGE, 3-MONTH FUNDS

EURO-DOLLAR DEPOSIT	MARCH 21	10.74
INTERBANK STERLING (LONDON), COVERED	MARCH 21	10.26
DIFFERENTIAL	MARCH 21	0.48
U.S. COMMERCIAL PAPER	MARCH 21	9.95
CANADIAN FINANCE PAPER, COVERED	MARCH 21	10.78
DIFFERENTIAL	MARCH 21	-0.83
EURO-DOLLAR DEPOSIT	MARCH 21	10.74
INTERBANK DM (FRANKFURT), COVERED	MARCH 21	11.19
DIFFERENTIAL	MARCH 21	-0.46
EURO-DOLLAR DEPOSIT	MARCH 21	10.74
SWISS INTERBANK, COVERED	MARCH 21	11.76
DIFFERENTIAL	MARCH 21	-1.02

CHART 9. LONG TERM GOVERNMENT BOND YIELDS

UNITED STATES	MARCH 16	9.12
GERMANY	MARCH 16	6.86
JAPAN (MONTHLY)	FEB.	6.37
SWITZERLAND	MARCH 9	3.11
CANADA	MARCH 2	9.97
FRANCE	FEB. 16	9.49
NETHERLANDS	FEB. 16	8.12
UNITED KINGDOM	MARCH 16	11.12

U.S. CORPORATE

AAA BONDS	FEB.	9.26
EURO-DM BONDS	JAN.	5.81
EURO-DOLLAR BONDS	JAN.	8.43

CHART 10. INDUSTRIAL STOCK INDICES

UNITED STATES	MARCH 16	104.05
JAPAN	FEB. 23	298.21
CANADA	DEC. 29	113.81
FRANCE	FEB. 9	124.62
UNITED KINGDOM	MARCH 9	122.77
SWITZERLAND	FEB. 16	80.07
GERMANY	MARCH 9	104.29



# FEDERAL RESERVE statistical release

H.10

MARCH 26, 1979

## FOREIGN EXCHANGE RATES

FOR THE WEEK ENDING MARCH 23, 1979

The Board of Governors of the Federal Reserve System is advised that the Federal Reserve Bank of New York has certified for customs purposes the following noon buying rate in New York City for cable transfers payable in foreign currencies:

COUNTRY	MONETARY UNIT	(RATE U.S. CENTS)				
		MAR. 19	MAR. 20	MAR. 21	MAR. 22	MAR. 23
AUSTRALIA	DOLLAR	111.9100	112.1100	112.0500	112.0000	112.0800
AUSTRIA	SCHILLING	7.31529	7.32735	7.29927	7.31663	7.30727
BELGIUM	FRANC	3.39443	3.39213	3.39098	3.39674	3.39098
CANADA	DOLLAR	85.6900	85.3830	85.6310	85.6310	85.6020
DENMARK	KRONE	19.2808	19.2678	19.2456	19.2771	19.2623
FINLAND	MARKKA	25.1288	25.1351	25.0941	25.1446	25.1446
FRANCE	FRANC	23.3019	23.2720	23.3100	23.2991	23.2856
GERMANY	D. MARK	53.6942	53.6567	53.6279	53.6567	53.5791
INDIA	RUPEE	12.0700	12.0700	12.0700	12.0700	12.0500
IRELAND	POUND	202.4700	203.2300	203.4300	203.4300	203.9000
ITALY	LIRA	0.11901	0.11892	0.11891	0.11900	0.11901
JAPAN	YEN	0.48309	0.48270	0.48321	0.48662	0.48567
MALAYSIA	DOLLAR	45.4030	45.4030	45.4030	45.4550	45.4030
MEXICO	PESO	4.3879	4.3860	4.3840	4.3802	4.3706
NETHERLANDS	GUILDER	49.7513	49.7636	49.7018	49.7142	49.6401
NEW ZEALAND	DOLLAR	105.1000	105.3000	105.3500	105.2000	105.4000
NORWAY	KRONE	19.6078	19.5848	19.5580	19.5810	19.5599
PORTUGAL	ESCUDO	2.0799	2.0812	2.0768	2.0790	2.0768
SOUTH AFRICA	RAND	118.7500	118.3500	118.3500	118.3500	118.4000
SPAIN	PESETA	1.4440	1.4472	1.4478	1.4501	1.4512
SRI LANKA	RUPEE	6.4500	6.4500	6.4500	6.4500	6.4500
SWEDEN	KRONA	22.8885	22.8843	22.8624	22.8781	22.8734
SWITZERLAND	FRANC	59.4354	59.3472	59.1891	59.2558	59.1366
UNITED KINGDOM	POUND	202.4700	203.2300	203.4300	203.4300	203.9000