

DATA FILE
LIBRARY
FEDERAL RESERVE BANK
OF CHICAGO

LIBRARY
MAY 23 1979
FEDERAL RESERVE
BANK OF CHICAGO

Selected Interest & Exchange Rates

Weekly Series of Charts

March 12, 1979

Prepared by the
FINANCIAL MARKETS
SECTION

DIVISION OF
INTERNATIONAL FINANCE

BOARD OF GOVERNORS
FEDERAL RESERVE SYSTEM
Washington, D.C. 20551

Table of Contents

TABLES

1. LATEST FIGURES PLOTTED
2. DAILY CERTIFIED SPOT EXCHANGE RATES--
H.10 RELEASE

CHARTS

1. SPOT EXCHANGE RATE INDICES
2. 3-MONTH FORWARD EXCHANGE RATES
3. GOLD PRICE--LONDON
4. CALL MONEY RATES
5. 3-MONTH INTEREST RATES
6. EURO-DOLLAR DEPOSIT RATES
7. SELECTED EURO-DOLLAR AND
U.S. MONEY MARKET RATES
8. INTEREST ARBITRAGE: 3-MONTH FUNDS
9. LONG-TERM GOVERNMENT BOND YIELDS
10. INDUSTRIAL STOCK INDICES

SUBSCRIPTION RATES:

Weekly \$15.00 per year or \$.40 each in the United States, its possessions, Canada, and Mexico; 10 or more of the same issue to one address, \$13.50 per year or \$.35 each. Elsewhere, \$20.00 per year or \$.50 each. Address requests to Publications Services, Division of Administrative Services, and make payment remittance payable to the order of the Board of Governors of the Federal Reserve System in a form collectible at par in U.S. Currency.

SPOT EXCHANGE INDICES

DOLLAR PRICES OF FOREIGN CURRENCIES AND WEIGHTED AVERAGE VALUES (THIN LINE)
AVERAGES FOR WEEK ENDING WEDNESDAY

RATIO SCALE
MARCH 1973=100

RATIO SCALE
MARCH 1973=100

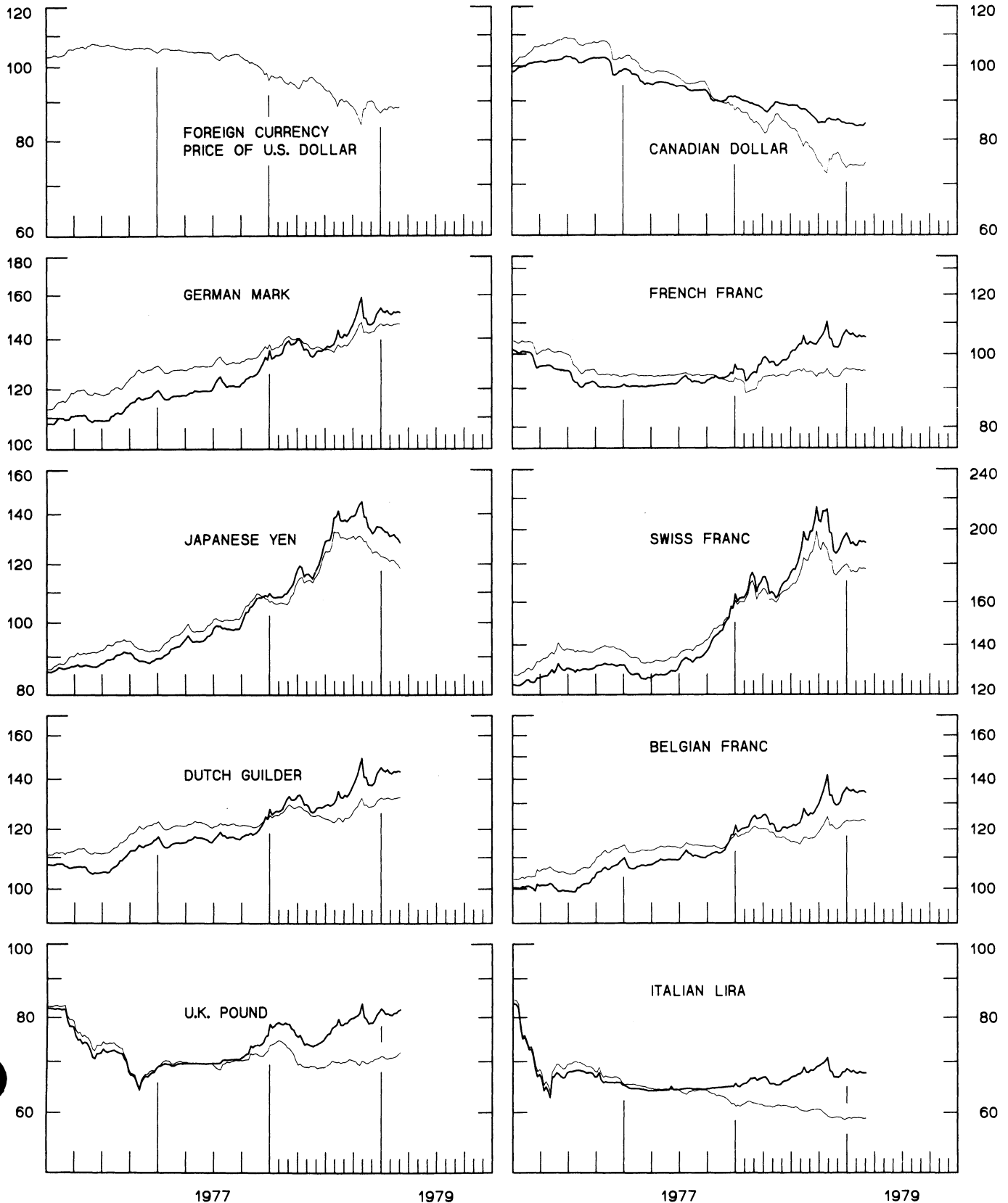


CHART 2
3-MONTH FORWARD EXCHANGE RATES

PREMIUM (+) OR (-)
 AVERAGES FOR WEEK ENDING WEDNESDAY

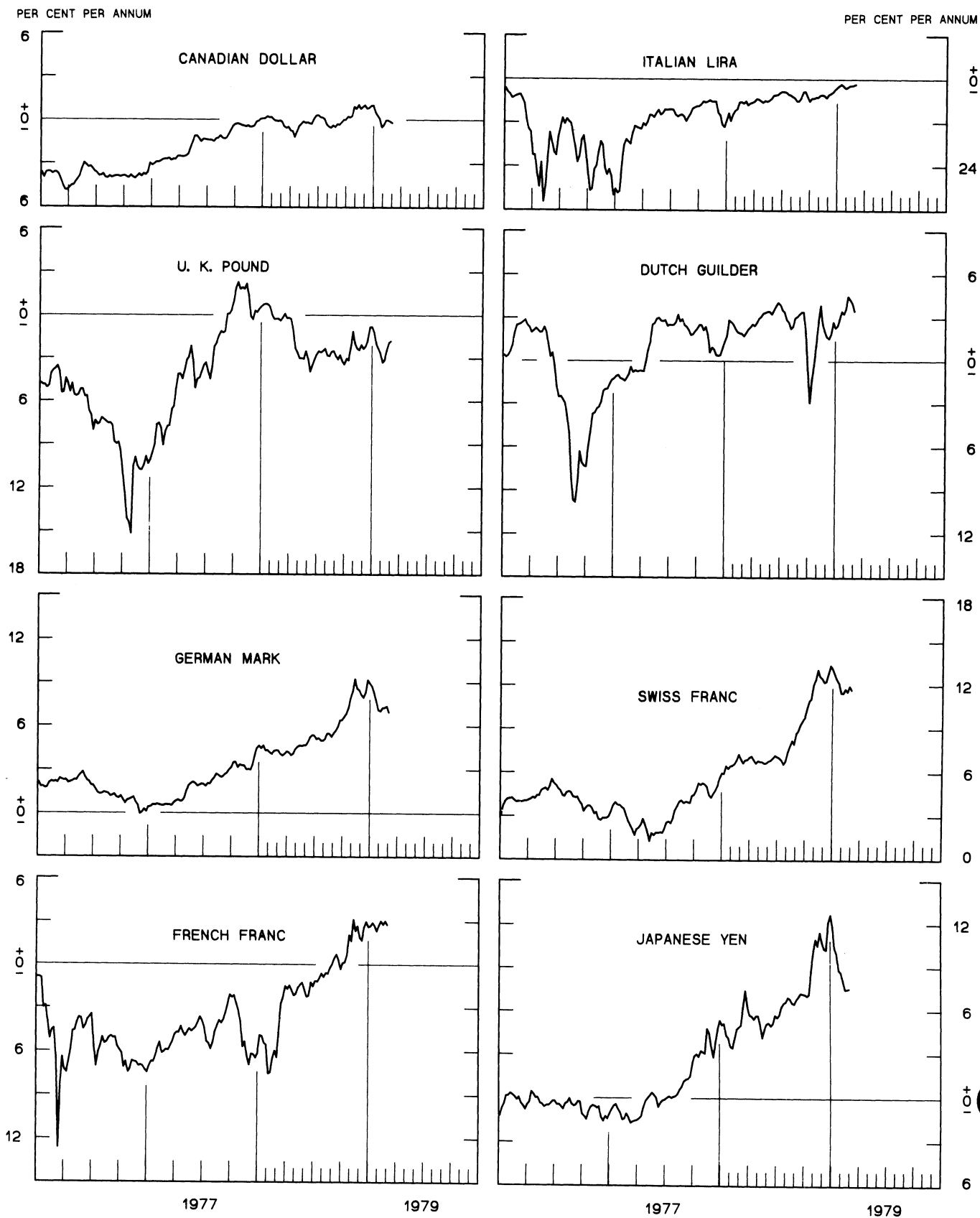


CHART 3
PRICE OF GOLD IN LONDON
AVERAGES FOR WEEK ENDING WEDNESDAY

U.S. DOLLARS PER FINE OUNCE

U.S. DOLLARS PER FINE OUNCE

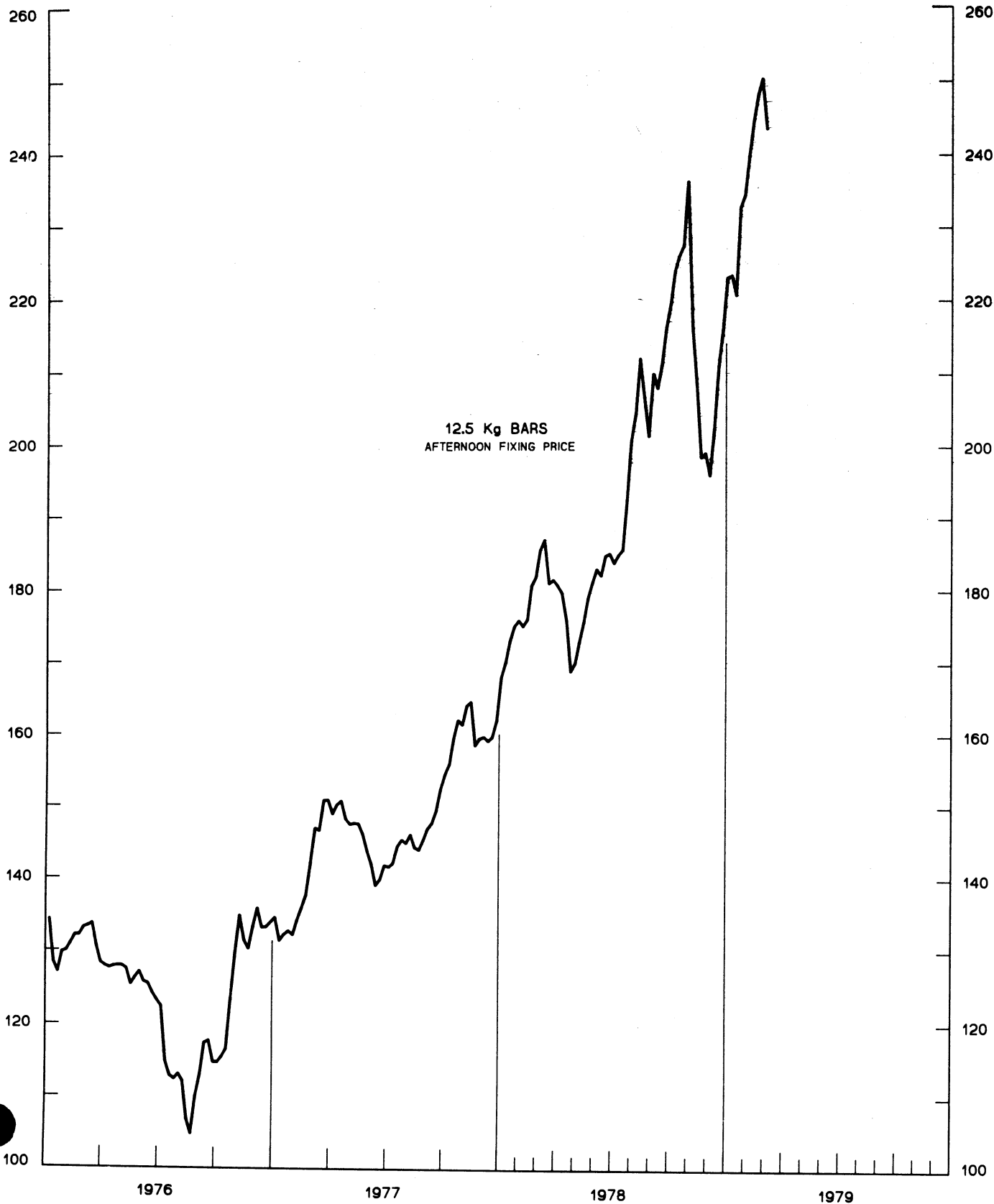


CHART 4
CALL MONEY RATES
 WEEKLY SERIES

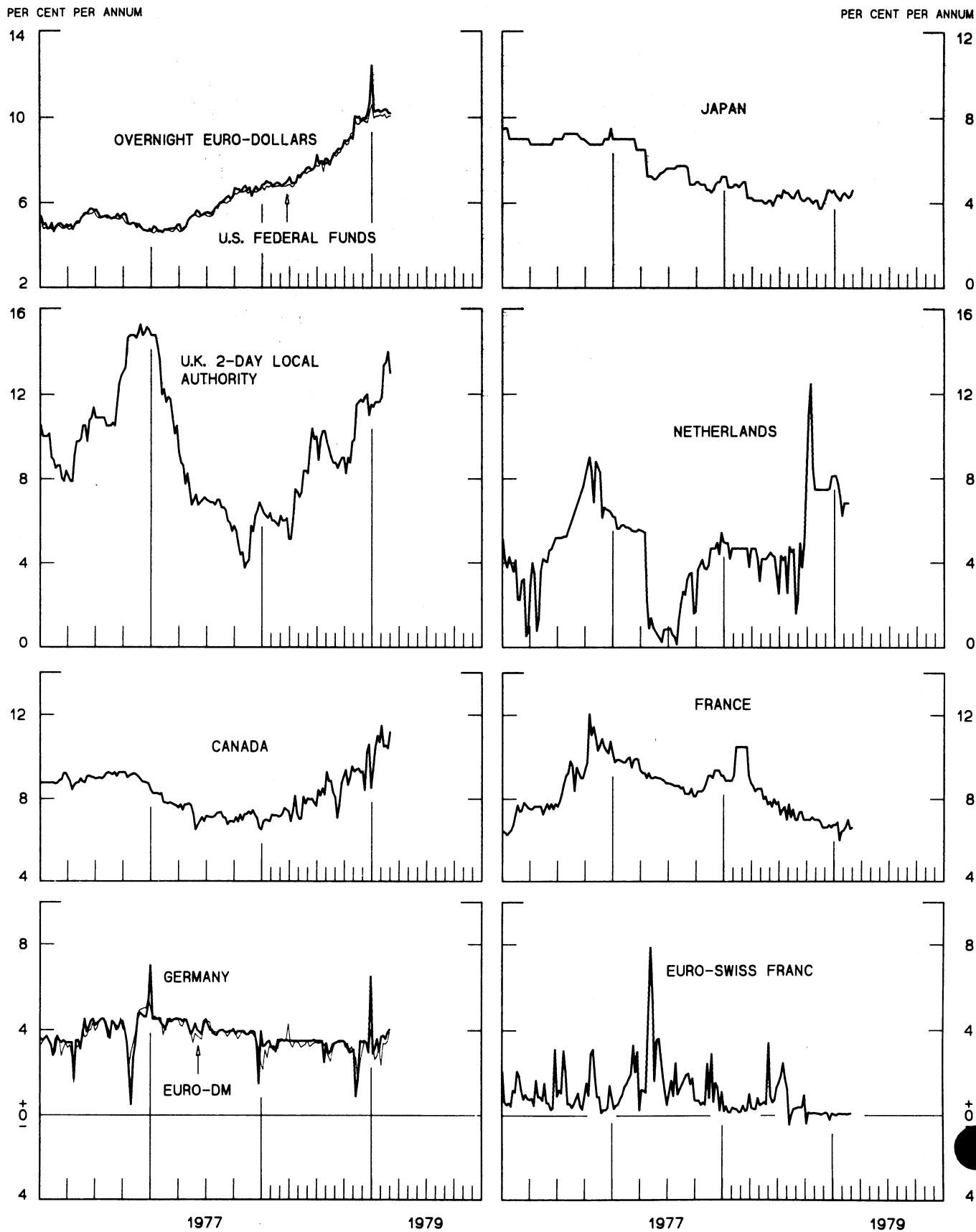
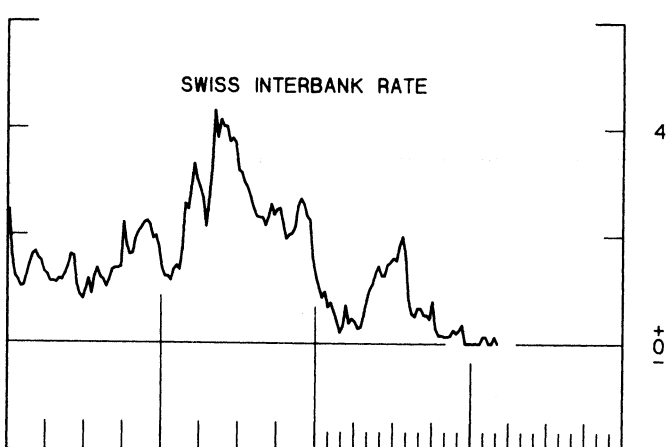
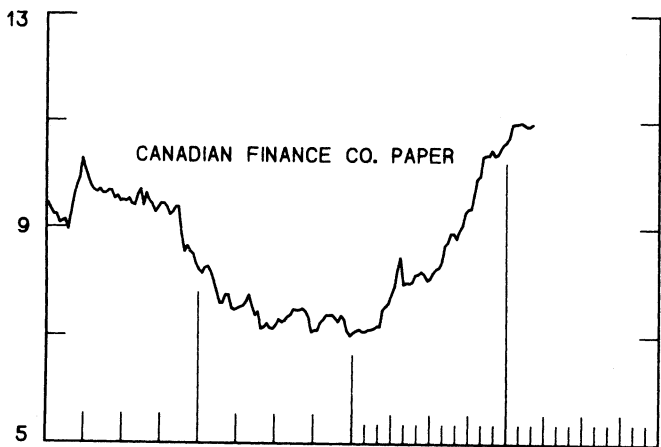
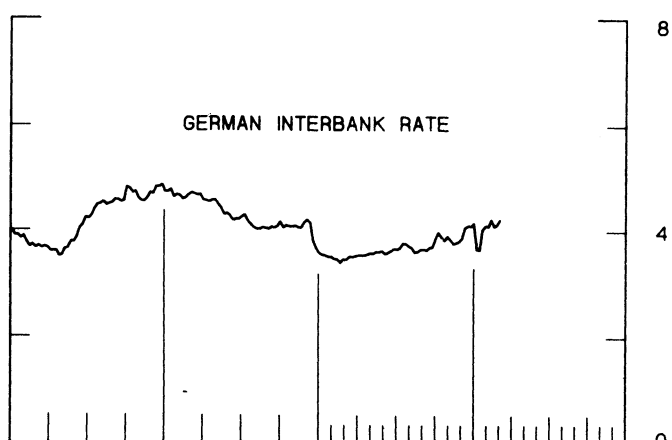
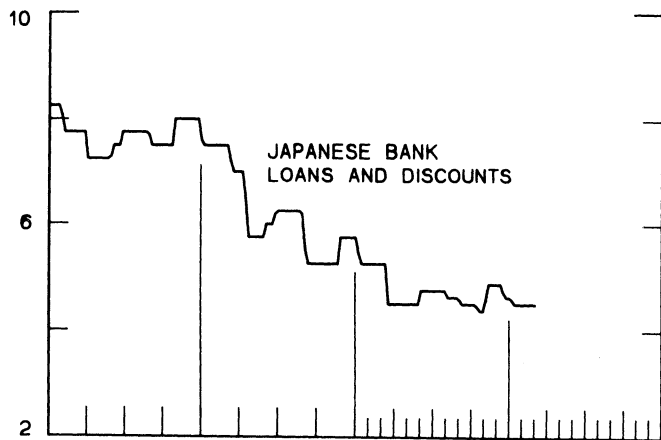
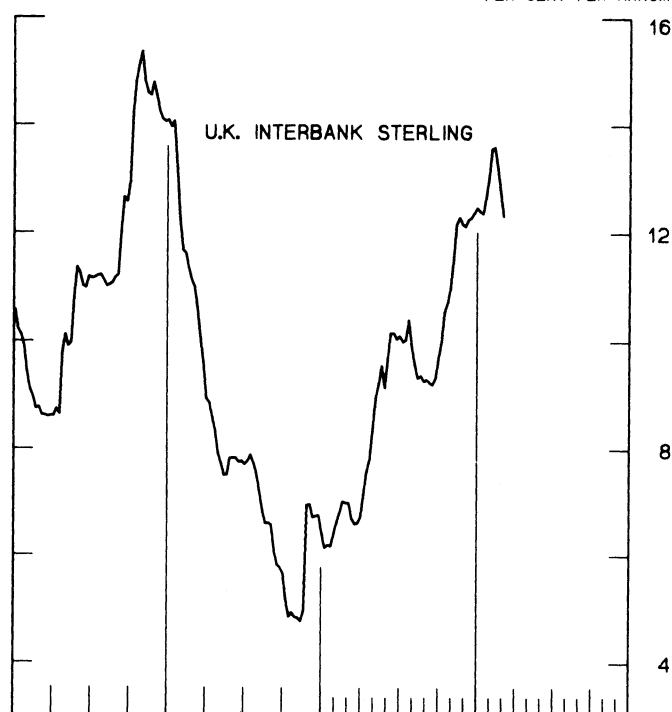
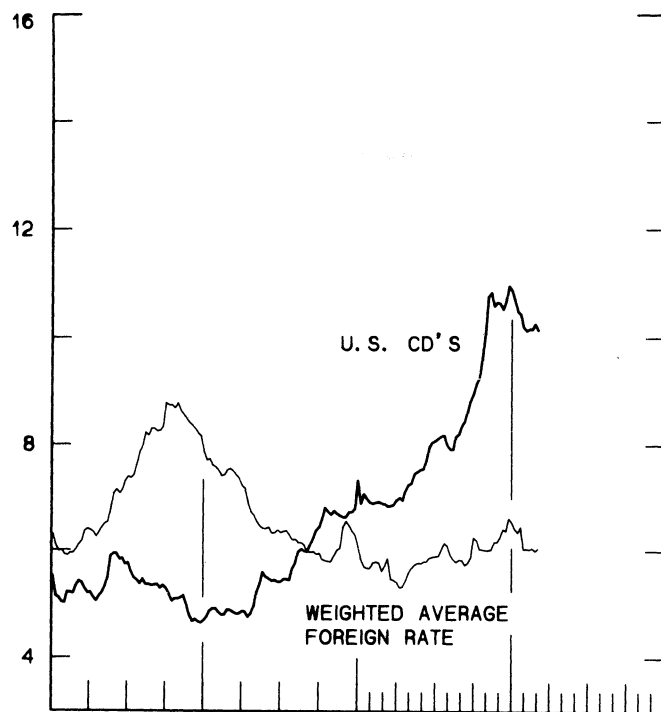


CHART 5
3-MONTH INTEREST RATES
 WEEKLY SERIES

PER CENT PER ANNUM

PER CENT PER ANNUM



1977

1979

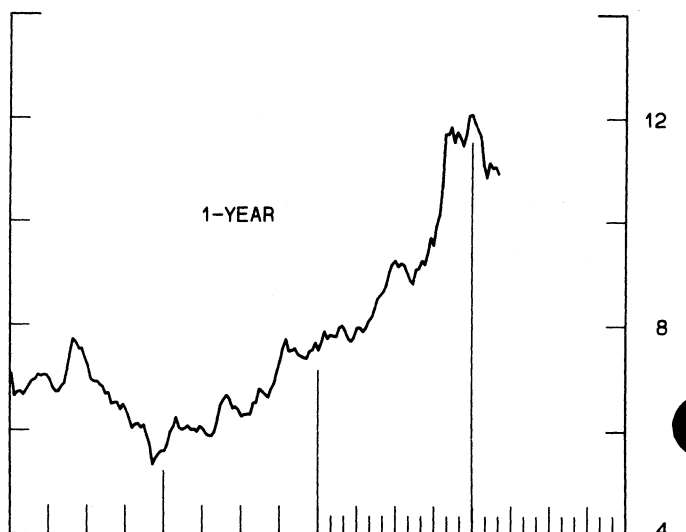
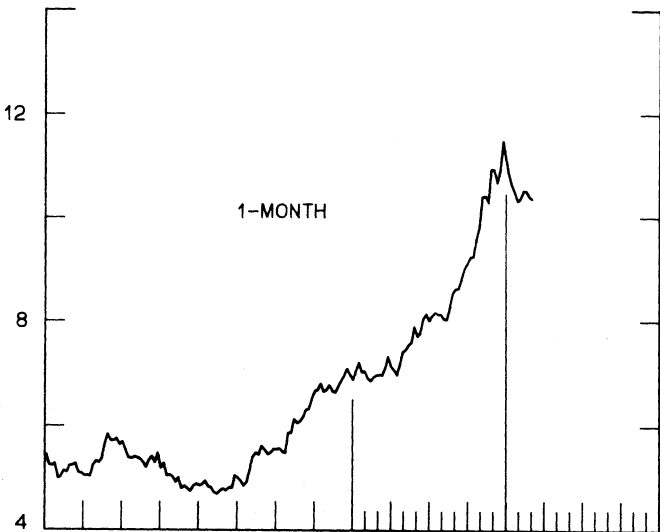
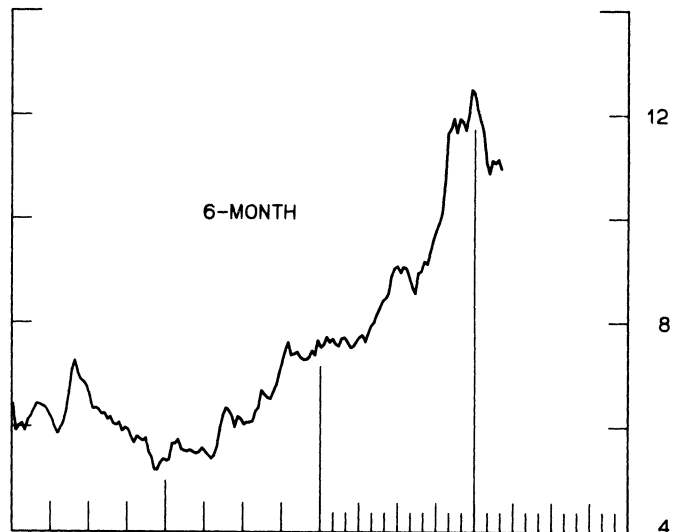
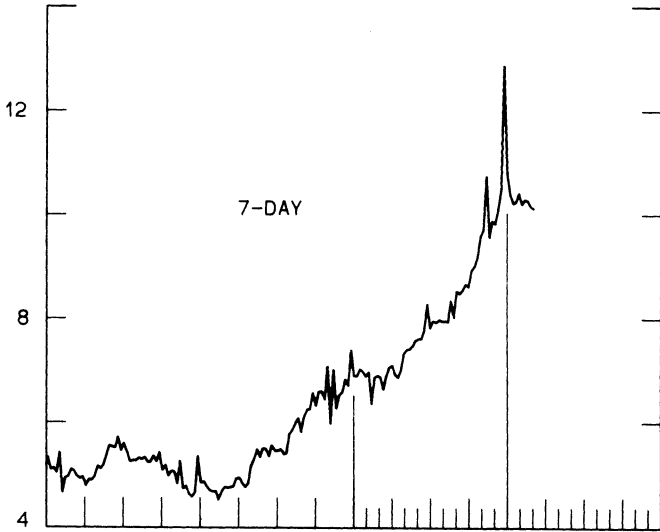
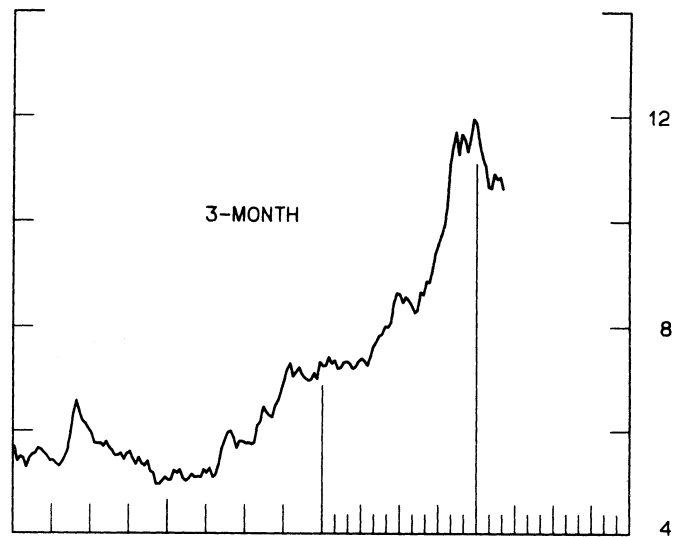
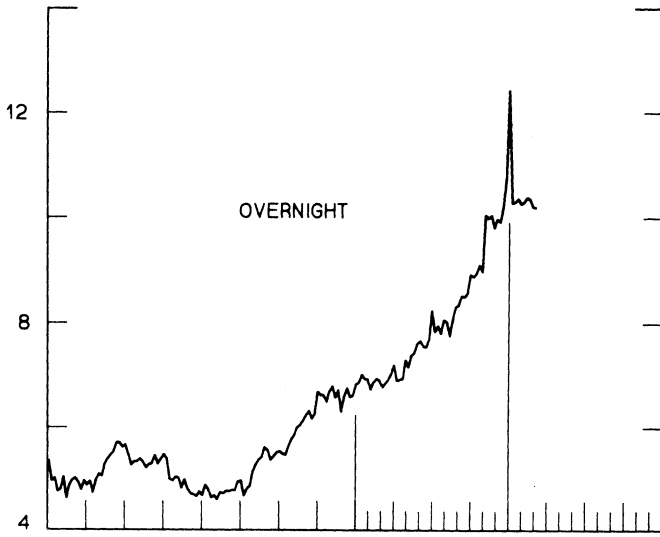
1977

1979

CHART 6
EURO-DOLLAR DEPOSIT RATES LONDON
AVERAGES FOR WEEK ENDING WEDNESDAY

PER CENT PER ANNUM

PER CENT PER ANNUM



1977

1979

1977

1979

CHART 7
SELECTED EURO-DOLLAR AND U. S. MONEY MARKET RATES
 AVERAGES FOR WEEK ENDING WEDNESDAY

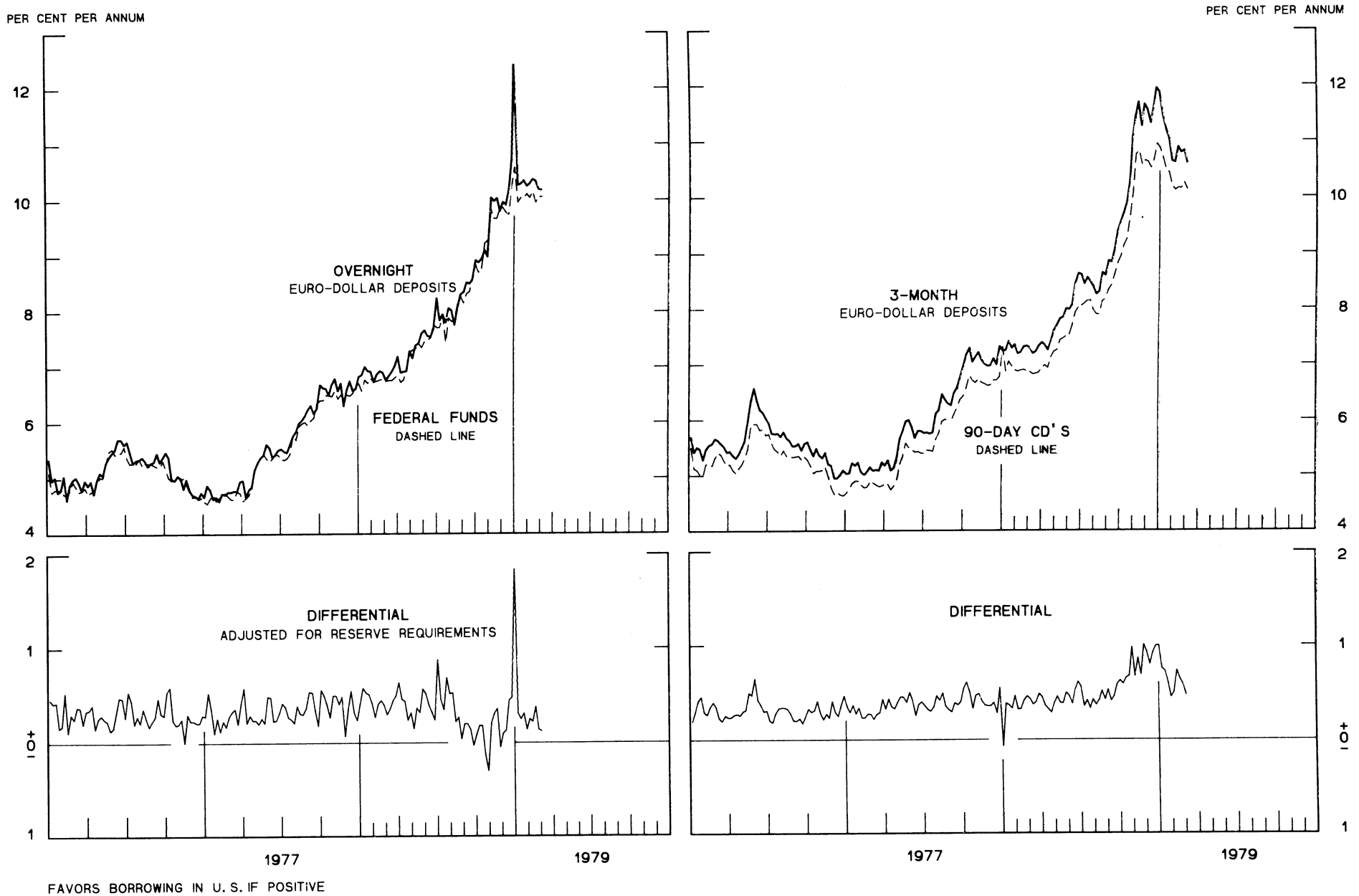


CHART 8

INTEREST ARBITRAGE: 3-MONTH FUNDS

DIFFERENTIAL: PLUS(+), INDICATES FAVOR DOLLAR ASSETS
AVERAGES FOR WEEK ENDING WEDNESDAY

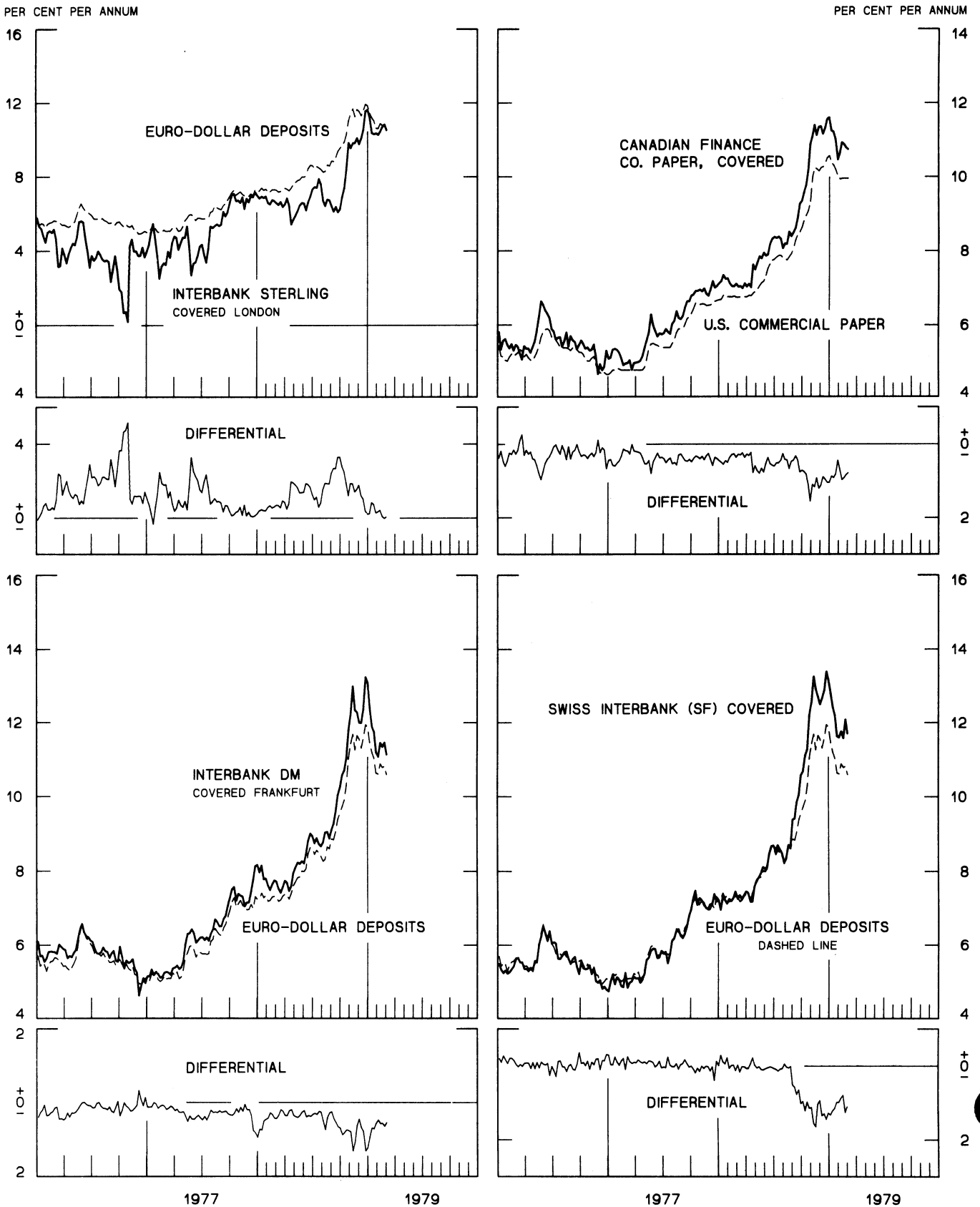


CHART 9
LONG-TERM GOVERNMENT BOND YIELDS
 WEEKLY SERIES

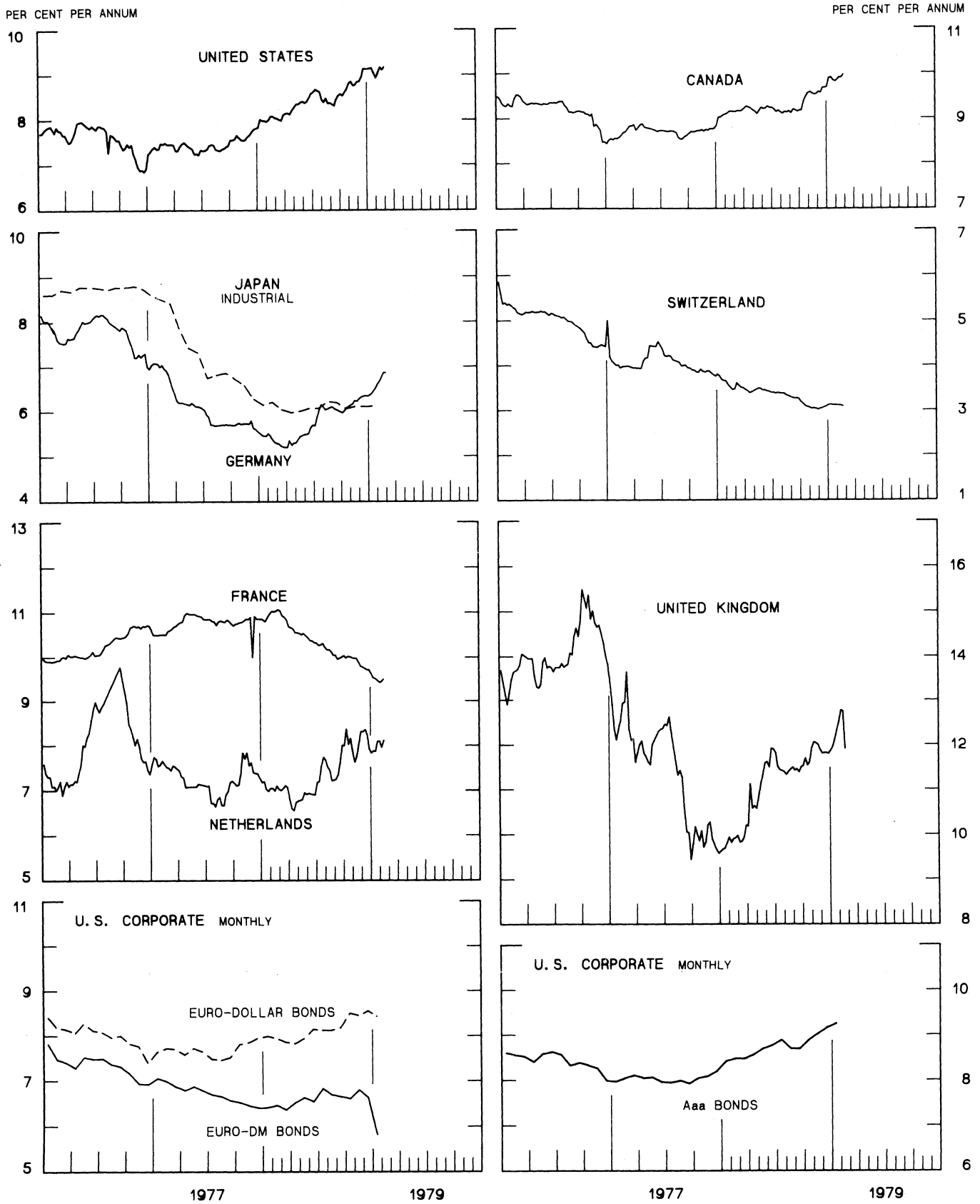
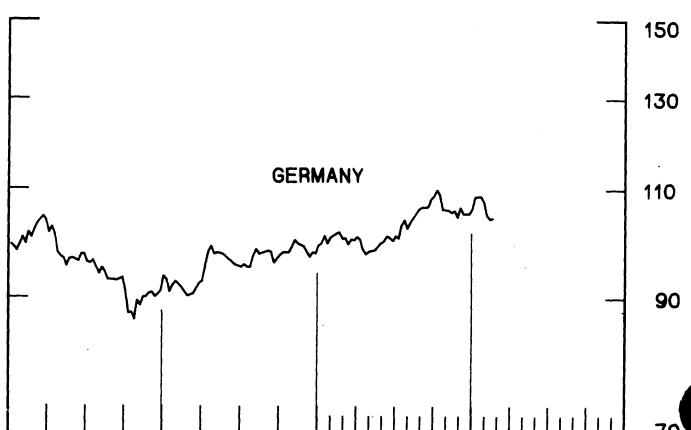
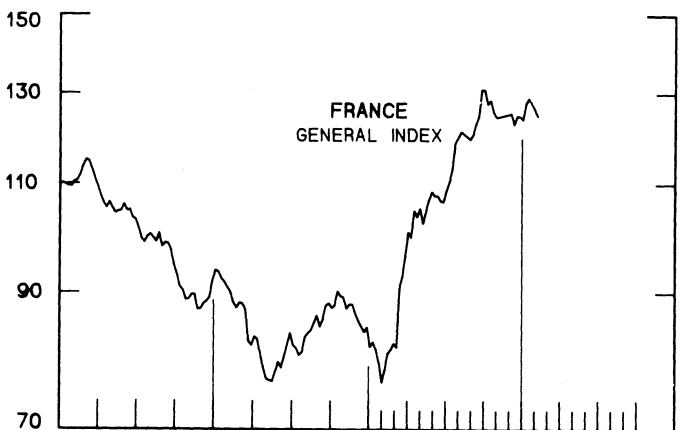
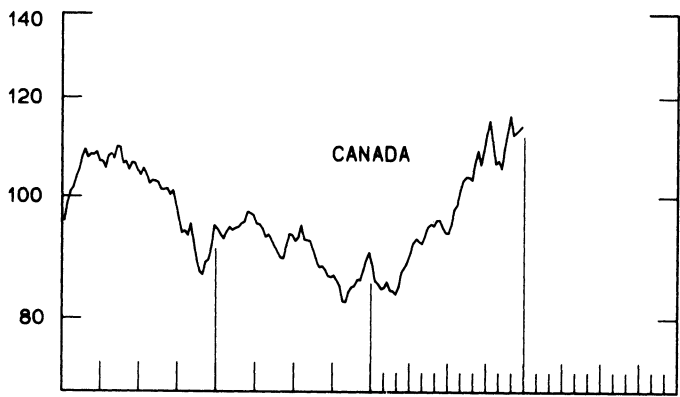
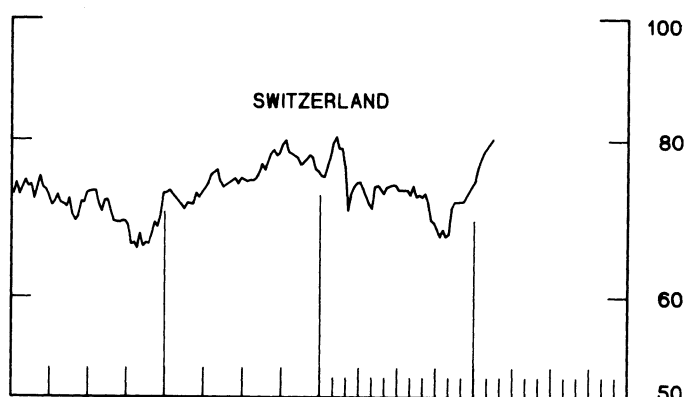
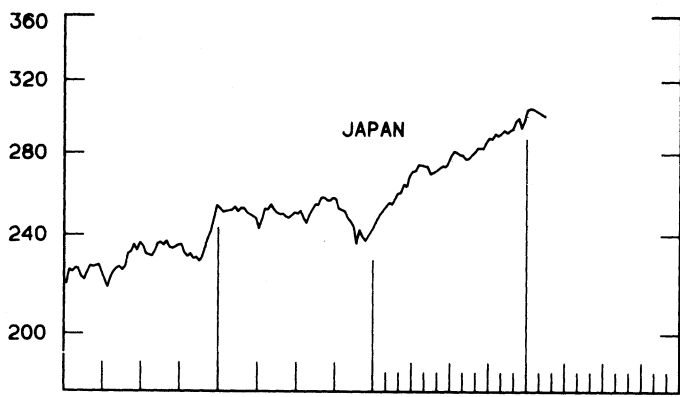
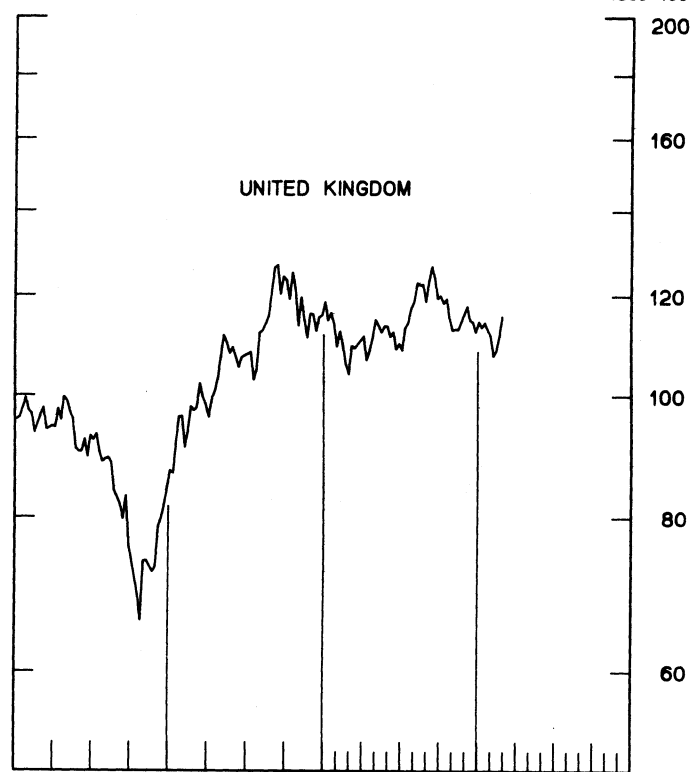
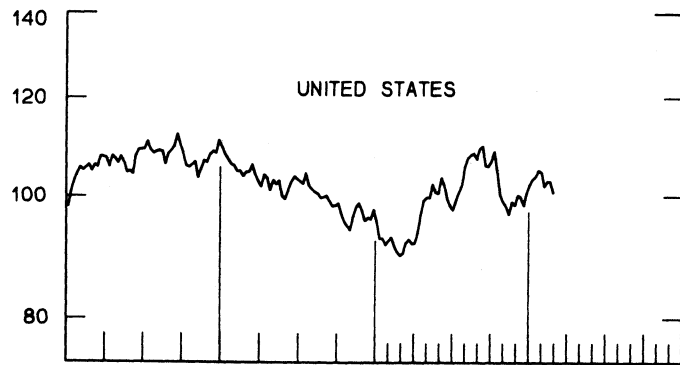


CHART 10
INDUSTRIAL STOCK INDICES
 WEEKLY SERIES

RATIO SCALE
 1969=100

RATIO SCALE
 1969=100



1977

1979

1977

1979

SERIES NAME

LAST VALUE PLOTTED
DATE VALUE

CHART 1. SPOT EXCHANGE RATES AND INDICES

WEEKLY AVERAGES, NOON BUYING RATES (U.S. CENTS)

GERMAN MARK	MARCH 7	53.87
JAPANESE YEN	MARCH 7	0.48930
DUTCH GUILDER	MARCH 7	49.90
U.K. POUND	MARCH 7	202.53
CANADIAN DOLLAR	MARCH 7	84.32
FRENCH FRANC	MARCH 7	23.34
SWISS FRANC	MARCH 7	59.68
BELGIAN FRANC	MARCH 7	3.40414
ITALIAN LIRA	MARCH 7	0.11884

INDICES, MARCH 1973 BASE RATES = 100

GERMAN MARK	MARCH 7	151.55
JAPANESE YEN	MARCH 7	129.11
DUTCH GUILDER	MARCH 7	143.25
U.K. POUND	MARCH 7	81.92
CANADIAN DOLLAR	MARCH 7	84.04
FRENCH FRANC	MARCH 7	105.19
SWISS FRANC	MARCH 7	191.99
BELGIAN FRANC	MARCH 7	134.14
ITALIAN LIRA	MARCH 7	67.51

WEIGHTED AVERAGE EXCHANGE VALUE INDICES, MAR 1973 = 100
(9-10 COUNTRIES PLUS SWITZERLAND)

U.S. DOLLAR	MARCH 7	89.35
GERMAN MARK	MARCH 7	146.32
JAPANESE YEN	MARCH 7	118.32
DUTCH GUILDER	MARCH 7	132.33
U.K. POUND	MARCH 7	72.05
CANADIAN DOLLAR	MARCH 7	74.64
FRENCH FRANC	MARCH 7	94.91
SWISS FRANC	MARCH 7	176.96
BELGIAN FRANC	MARCH 7	122.94
ITALIAN LIRA	MARCH 7	58.98
SWEDISH KRONA	MARCH 7	91.75

CHART 2. 3-MONTH FORWARD EXCHANGE RATES, PREMIUM OR DISCOUNT

CANADIAN DOLLAR	MARCH 7	-0.22
U.K. POUND	MARCH 7	-1.77
GERMAN MARK	MARCH 7	6.93
FRENCH FRANC	MARCH 7	2.76
SWISS FRANC	MARCH 7	11.71
DUTCH GUILDER	MARCH 7	3.50
JAPANESE YEN	MARCH 7	7.54
ITALIAN LIRA	MARCH 7	-1.33

SERIES NAME

LAST VALUE PLOTTED
DATE VALUE

CHART 3. GOLD PRICE IN LONDON, AFTERNOON FIXING

U.S. DOLLARS PER FINE OUNCE	MARCH 7	243.39
-----------------------------	---------	--------

CHART 4. CALL MONEY RATES

U.S. FEDERAL FUNDS	MARCH 7	10.07
OVERNIGHT EURO-DOLLAR DEPOSITS	MARCH 7	10.19
U.K. 2-DAY LOCAL AUTHORITY DEPOSITS	MARCH 2	13.00
CANADA	MARCH 2	11.18
GERMANY	MARCH 2	4.05
EURO-DM	MARCH 2	3.92
JAPAN	MARCH 2	4.63
FRANCE	MARCH 2	6.63
NETHERLANDS	FEB. 16	6.85
EURO-SWISS FRANC	MARCH 2	0.08

CHART 5. 3-MONTH INTEREST RATES

U.S. 90-DAY CD'S, SECONDARY MARKET	MARCH 7	10.14
GERMAN INTERBANK LOAN	MARCH 7	4.22
JAPANESE BANK LOANS & DISCOUNTS	MARCH 7	4.50
CANADIAN FINANCE PAPER	MARCH 7	10.96
INTERBANK STERLING	MARCH 7	12.31
SWISS INTERBANK LOAN	MARCH 7	0.0
WEIGHTED AVERAGE FOREIGN INTEREST RATE (G-10 COUNTRIES PLUS SWITZERLAND)	MARCH 7	6.04

CHART 6. EURO-DOLLAR DEPOSIT RATES: LONDON

OVERNIGHT	MARCH 7	10.19
7-DAY	MARCH 7	10.13
1-MONTH	MARCH 7	10.35
3-MONTH	MARCH 7	10.61
6-MONTH	MARCH 7	10.96
1-YEAR	MARCH 7	10.93

CHART 7. SELECTED EURO-DOLLAR AND U.S. MONEY MARKET RATES

OVERNIGHT EURO-DOLLAR DEPOSITS	MARCH 7	10.19
U.S. FEDERAL FUNDS	MARCH 7	10.07
DIFFERENTIAL ADJ. FOR RESERVE REQUIREMENTS	MARCH 7	0.12
3-MONTH EURO-DOLLAR DEPOSIT RATE	MARCH 7	10.61
U.S. 90-DAY CD'S, SECONDARY MARKET	MARCH 7	10.14
DIFFERENTIAL	MARCH 7	0.47

SERIES NAME

LAST VALUE PLOTTED
DATE VALUE

CHART 8. INTEREST ARBITRAGE, 3-MONTH FUNDS

EURO-DOLLAR DEPOSIT	MARCH 7	10.61
INTERBANK STERLING (LONDON), COVERED	MARCH 7	10.54
DIFFERENTIAL	MARCH 7	0.07
U.S. COMMERCIAL PAPER	MARCH 7	9.96
CANADIAN FINANCE PAPER, COVERED	MARCH 7	10.74
DIFFERENTIAL	MARCH 7	-0.78
EURO-DOLLAR DEPOSIT	MARCH 7	10.61
INTERBANK DM (FRANKFURT), COVERED	MARCH 7	11.15
DIFFERENTIAL	MARCH 7	-0.54
EURO-DOLLAR DEPOSIT	MARCH 7	10.61
SWISS INTERBANK, COVERED	MARCH 7	11.71
DIFFERENTIAL	MARCH 7	-1.10

CHART 9. LONG TERM GOVERNMENT BOND YIELDS

UNITED STATES	MARCH 2	9.18
GERMANY	MARCH 2	6.87
JAPAN (MONTHLY)	JAN.	6.12
SWITZERLAND	FEB. 23	3.08
CANADA	MARCH 2	9.97
FRANCE	FEB. 16	9.49
NETHERLANDS	FEB. 16	8.12
UNITED KINGDOM	FEB. 23	11.90

U.S. CORPORATE

AAA BONDS	JAN.	9.25
EURO-DM BONDS	JAN.	5.81
EURO-DOLLAR BONDS	JAN.	8.43

CHART 10. INDUSTRIAL STOCK INDICES

UNITED STATES	MARCH 2	100.64
JAPAN	FEB. 16	299.63
CANADA	DEC. 29	113.81
FRANCE	FEB. 9	124.62
UNITED KINGDOM	MARCH 2	115.44
SWITZERLAND	FEB. 16	80.07
GERMANY	FEB. 23	104.11



FEDERAL RESERVE statistical release

H.10

MARCH 13, 1979

FOREIGN EXCHANGE RATES

FOR THE WEEK ENDING MARCH 9, 1979

The Board of Governors of the Federal Reserve System is advised that the Federal Reserve Bank of New York has certified for customs purposes the following noon buying rate in New York City for cable transfers payable in foreign currencies:

COUNTRY	MONETARY UNIT	(RATE U.S. CENTS)				
		MAR. 5	MAR. 6	MAR. 7	MAR. 8	MAR. 9
AUSTRALIA	DOLLAR	112.3800	112.4300	112.4300	112.5000	112.4800
AUSTRIA	SCHILLING	7.34214	7.34619	7.35159	7.36784	7.36377
BELGIUM	FRANC	3.39905	3.40252	3.40832	3.40832	3.40483
CANADA	DOLLAR	84.4240	84.2670	84.3530	84.6810	84.6170
DENMARK	KRONE	19.2387	19.2308	19.2678	19.2827	19.2123
FINLAND	MARKKA	25.1414	25.1604	25.1857	25.2398	25.1984
FRANCE	FRANC	23.2991	23.3155	23.3863	23.3918	23.3754
GERMANY	D. MARK	53.7577	53.8155	54.0103	53.9957	53.9899
INDIA	RUPEE	12.1700	12.1700	12.1700	12.1700	12.1700
IRELAND	POUND	202.2300	202.4600	203.4700	204.2000	203.7800
ITALY	LIRA	0.11871	0.11883	0.11901	0.11902	0.11869
JAPAN	YEN	0.48845	0.48900	0.49020	0.48976	0.48852
MALAYSIA	DOLLAR	45.3720	45.3510	45.4340	45.5890	45.5060
MEXICO	PESO	4.3879	4.3879	4.3898	4.3898	4.3821
NETHERLANDS	GUILDER	49.8132	49.8579	50.0250	50.0250	49.9251
NEW ZEALAND	DOLLAR	105.3000	105.4300	105.3500	105.7000	105.7000
NORWAY	KRONE	19.6194	19.6271	19.7005	19.6889	19.6618
PORTUGAL	ESCUDO	2.0947	2.0956	2.0964	2.0995	2.0973
SOUTH AFRICA	RAND	118.0000	118.0000	118.0000	118.4400	118.9000
SPAIN	PESETA	1.4465	1.4465	1.4476	1.4489	1.4482
SRI LANKA	RUPEE	6.4500	6.4500	6.4500	6.4500	6.4500
SWEDEN	KRONA	22.8624	22.8833	22.9516	22.9516	22.9226
SWITZERLAND	FRANC	59.5415	59.6161	59.9341	59.9161	59.8803
UNITED KINGDOM	POUND	202.2300	202.4600	203.4700	204.2000	203.7800