

S-440

DATA FILE  
LIBRARY  
FEDERAL RESERVE BANK  
OF CHICAGO

LIBRARY  
MAR 11 1979  
FEDERAL RESERVE  
BANK OF CHICAGO

# Selected Interest & Exchange Rates

## Weekly Series of Charts

March 5, 1979

Prepared by the  
FINANCIAL MARKETS  
SECTION

DIVISION OF  
INTERNATIONAL FINANCE

BOARD OF GOVERNORS  
FEDERAL RESERVE SYSTEM  
Washington, D.C. 20551

---

# Table of Contents

## TABLES

1. LATEST FIGURES PLOTTED
2. DAILY CERTIFIED SPOT EXCHANGE RATES-- H.10 RELEASE

## CHARTS

1. SPOT EXCHANGE RATE INDICES
2. 3-MONTH FORWARD EXCHANGE RATES
3. GOLD PRICE--LONDON
4. CALL MONEY RATES
5. 3-MONTH INTEREST RATES
6. EURO-DOLLAR DEPOSIT RATES
7. SELECTED EURO-DOLLAR AND U.S. MONEY MARKET RATES
8. INTEREST ARBITRAGE: 3-MONTH FUNDS
9. LONG-TERM GOVERNMENT BOND YIELDS
10. INDUSTRIAL STOCK INDICES

## SUBSCRIPTION RATES:

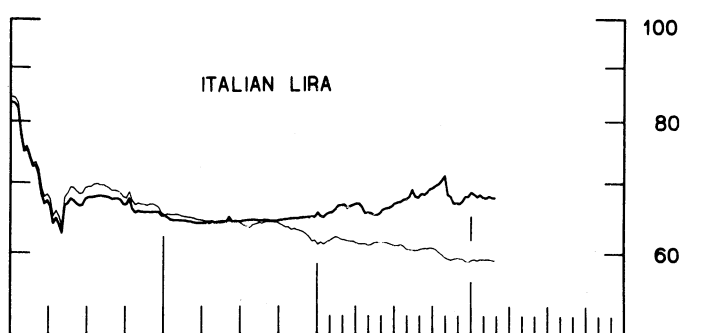
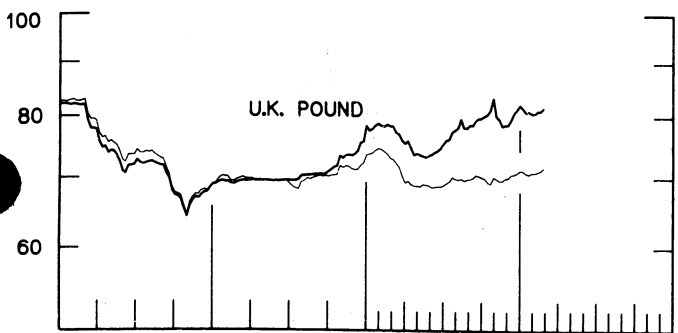
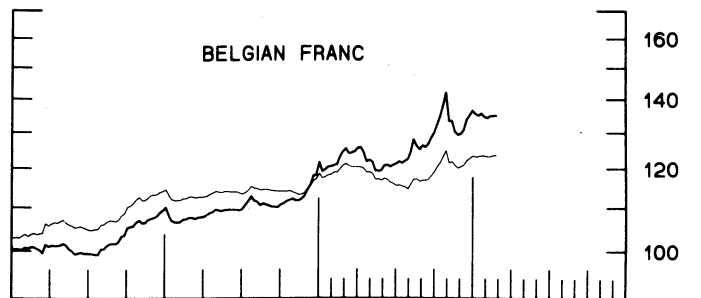
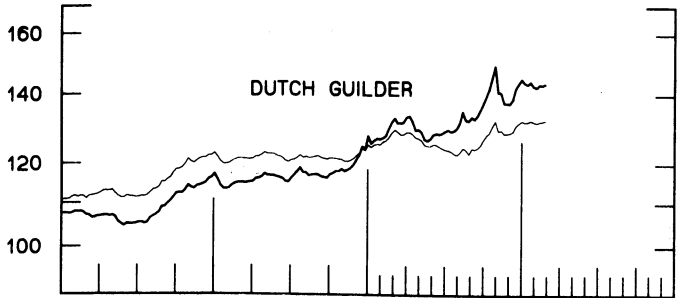
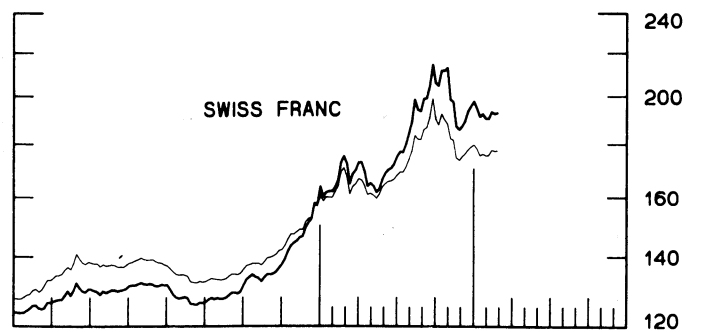
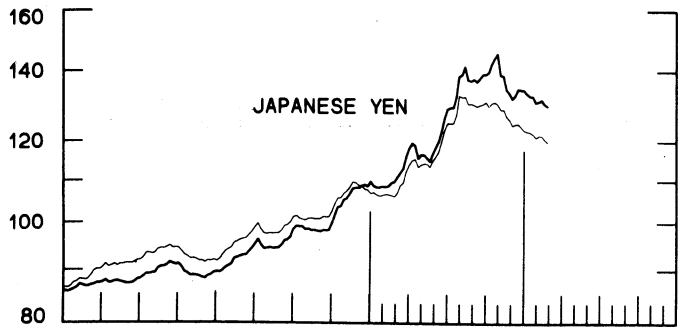
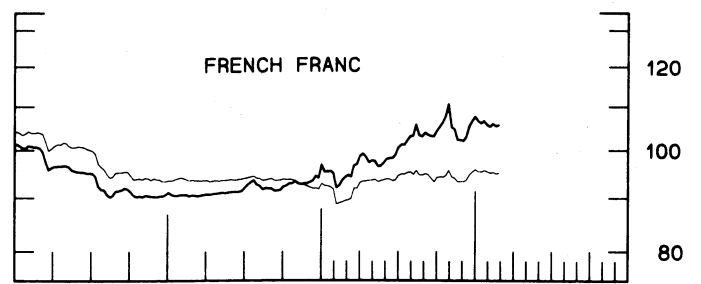
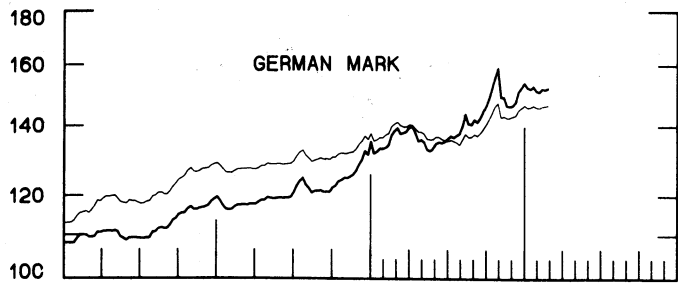
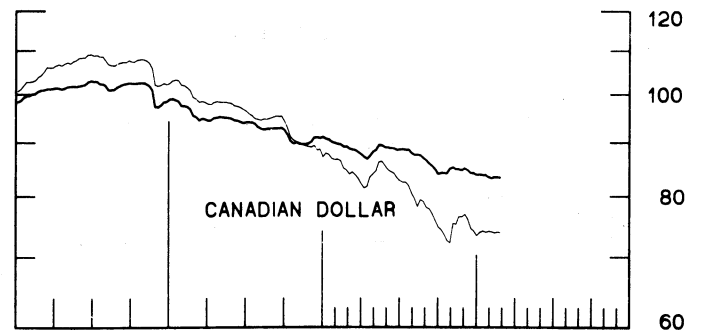
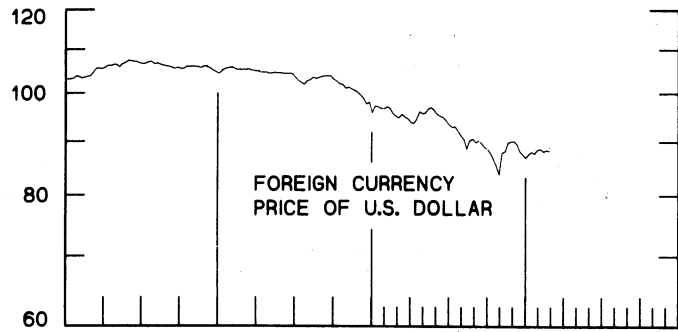
Weekly \$15.00 per year or \$.40 each in the United States, its possessions, Canada, and Mexico; 10 or more of the same issue to one address, \$13.50 per year or \$.35 each. Elsewhere, \$20.00 per year or \$.50 each. Address requests to Publications Services, Division of Administrative Services, and make payment remittance payable to the order of the Board of Governors of the Federal Reserve System in a form collectible at par in U.S. Currency.

# SPOT EXCHANGE INDICES

DOLLAR PRICES OF FOREIGN CURRENCIES AND WEIGHTED AVERAGE VALUES (THIN LINE)  
AVERAGES FOR WEEK ENDING WEDNESDAY

RATIO SCALE  
MARCH 1973=100

RATIO SCALE  
MARCH 1973=100



1977

1979

1977

1979

CHART 2  
**3-MONTH FORWARD EXCHANGE RATES**  
 PREMIUM (+) OR (-)  
 AVERAGES FOR WEEK ENDING WEDNESDAY

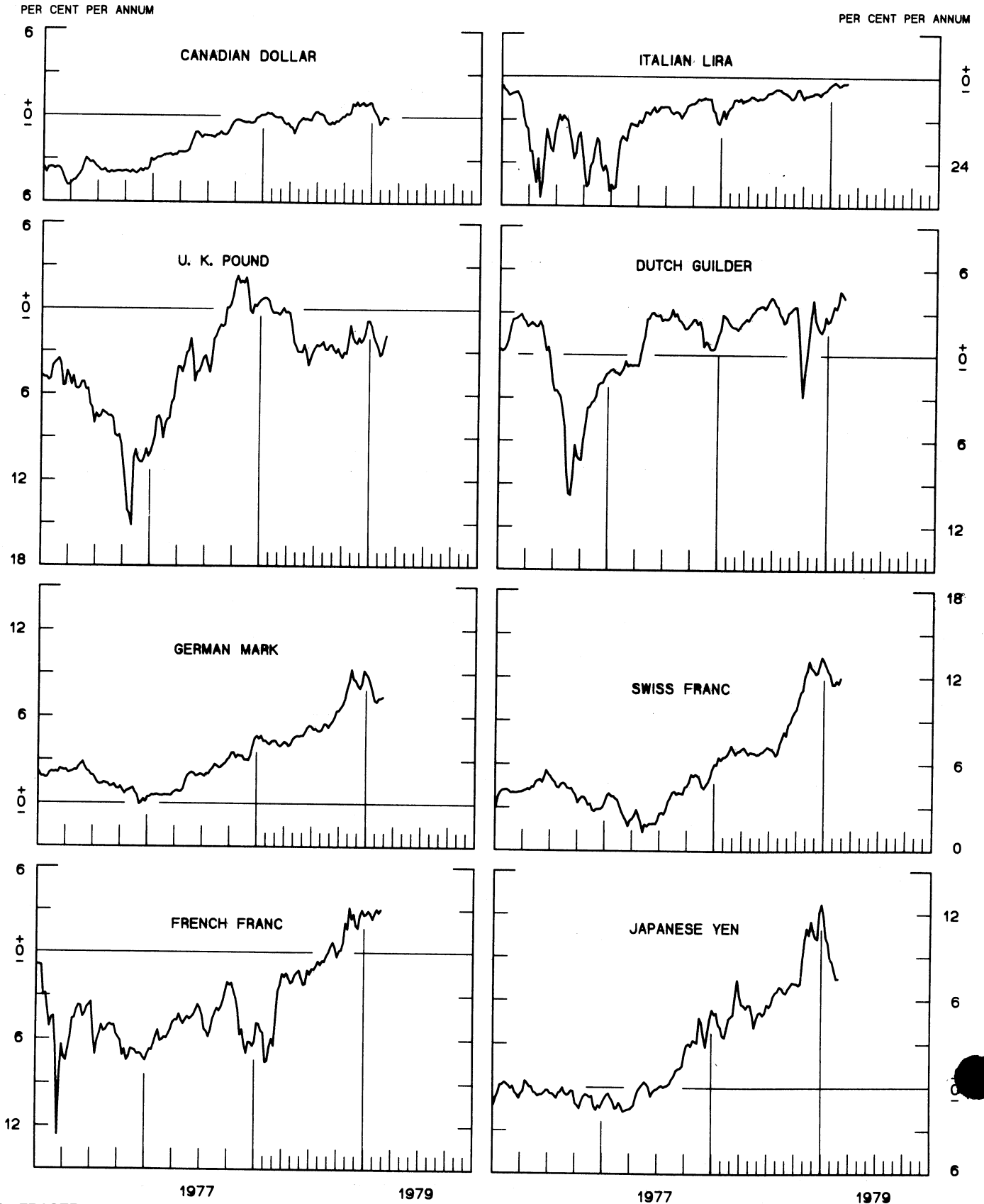


CHART 3  
PRICE OF GOLD IN LONDON  
AVERAGES FOR WEEK ENDING WEDNESDAY

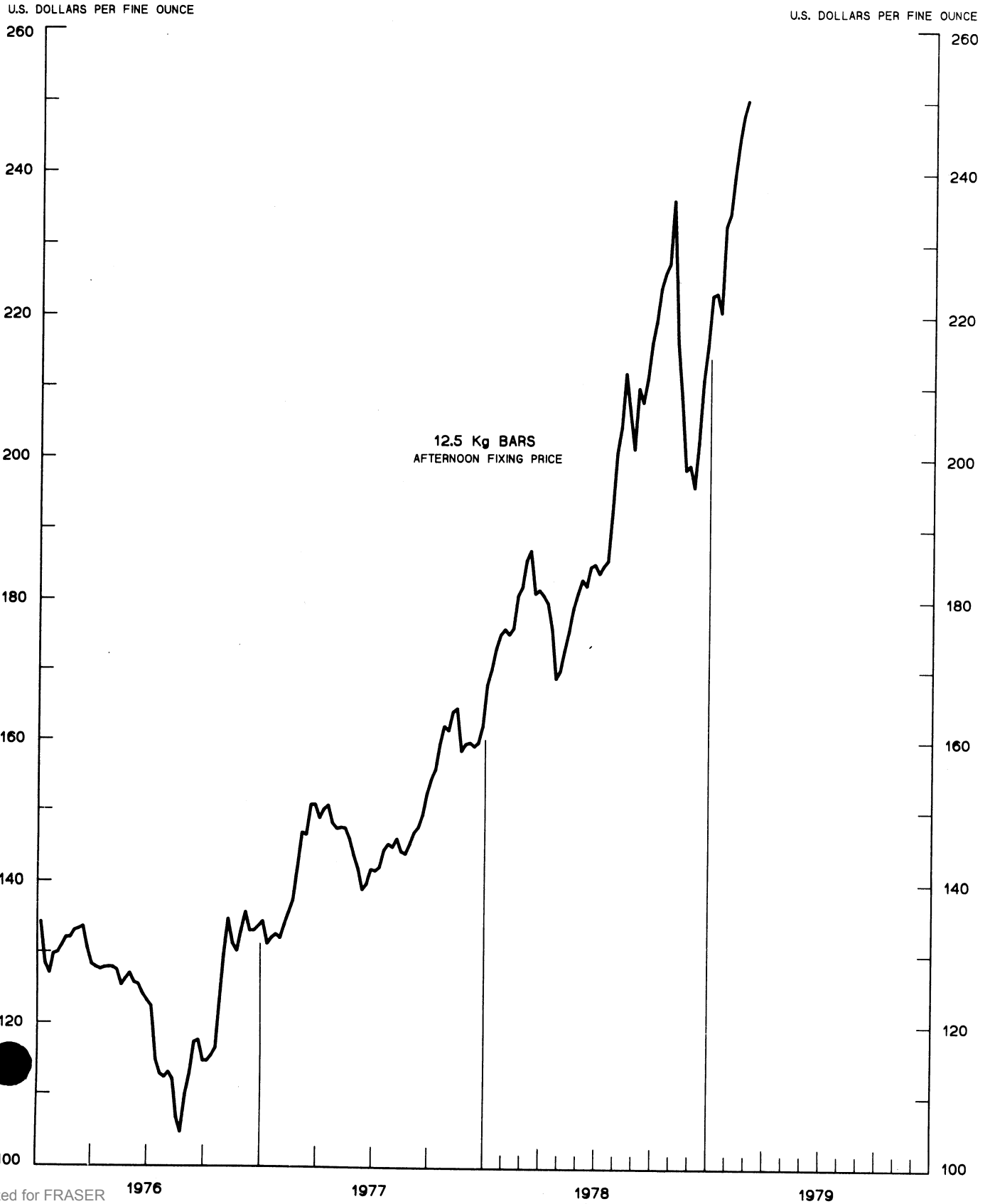


CHART 4  
**CALL MONEY RATES**  
 WEEKLY SERIES

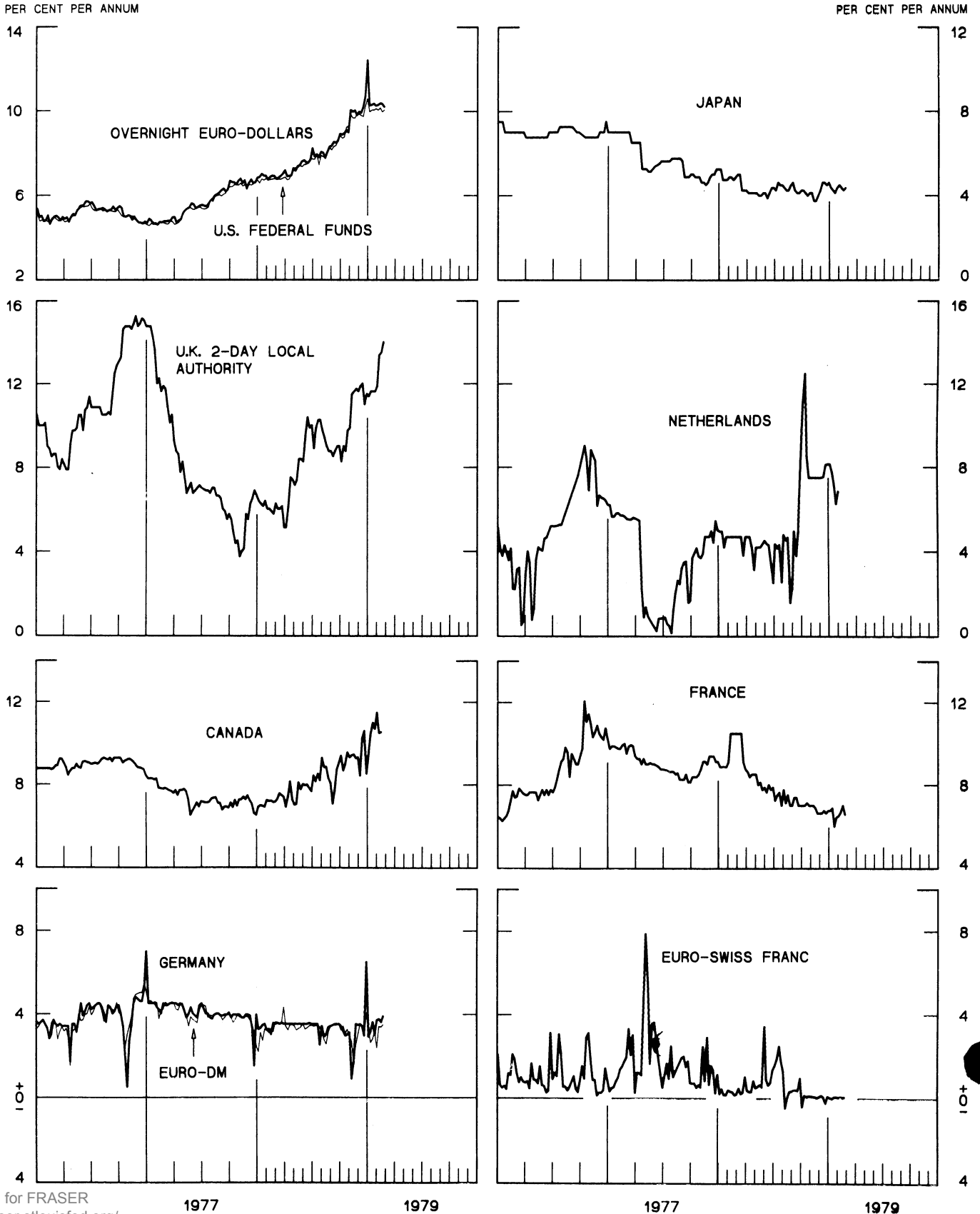
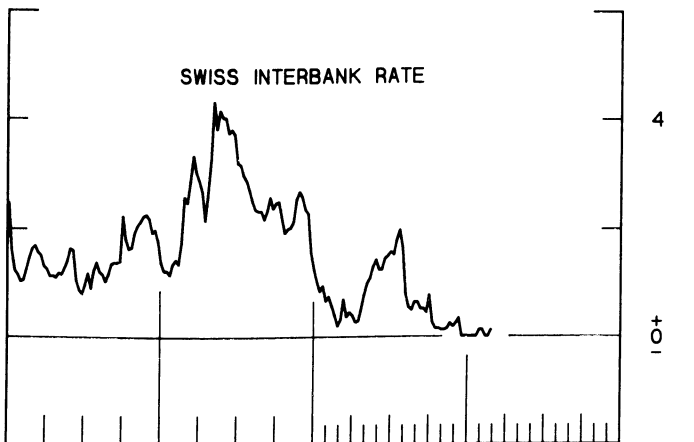
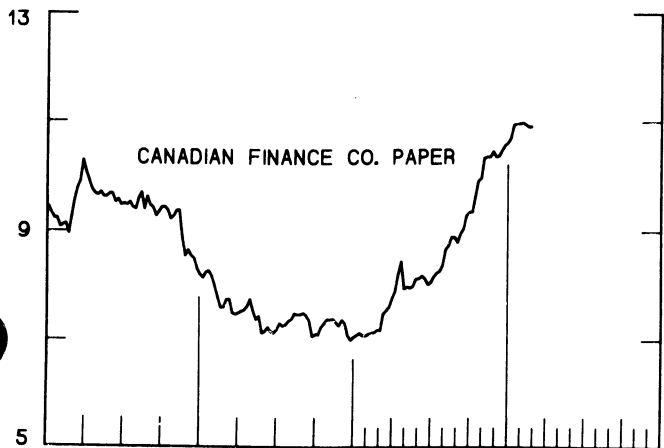
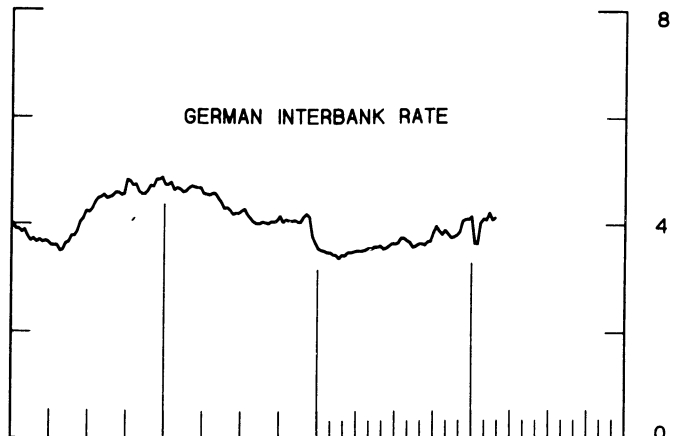
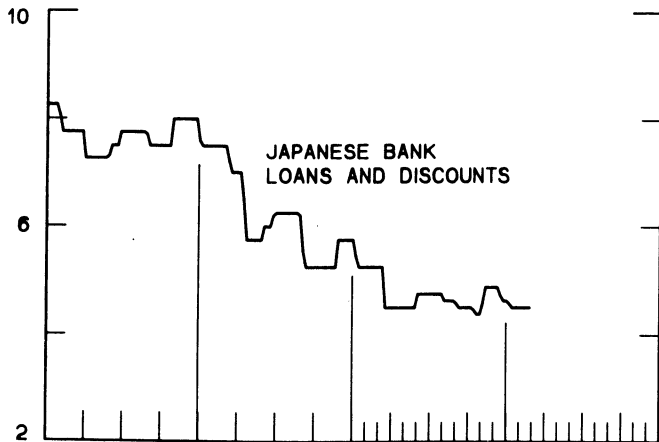
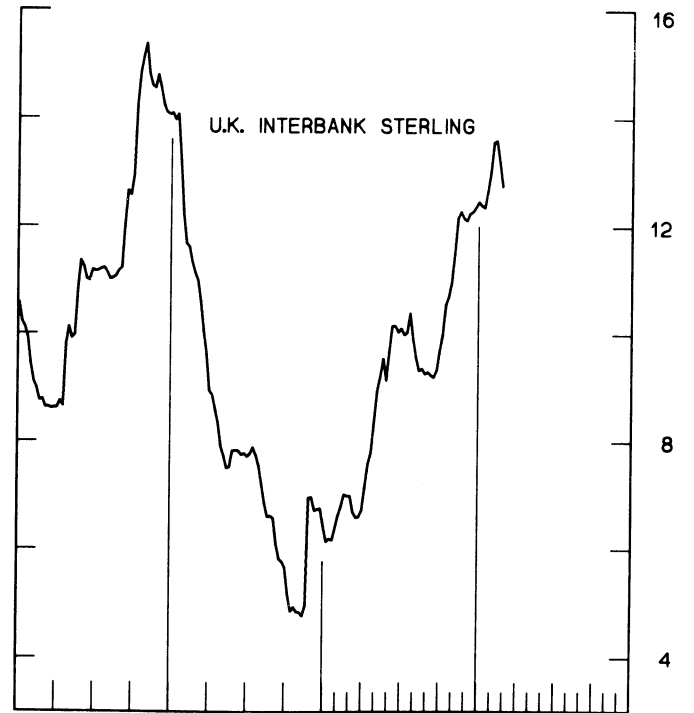
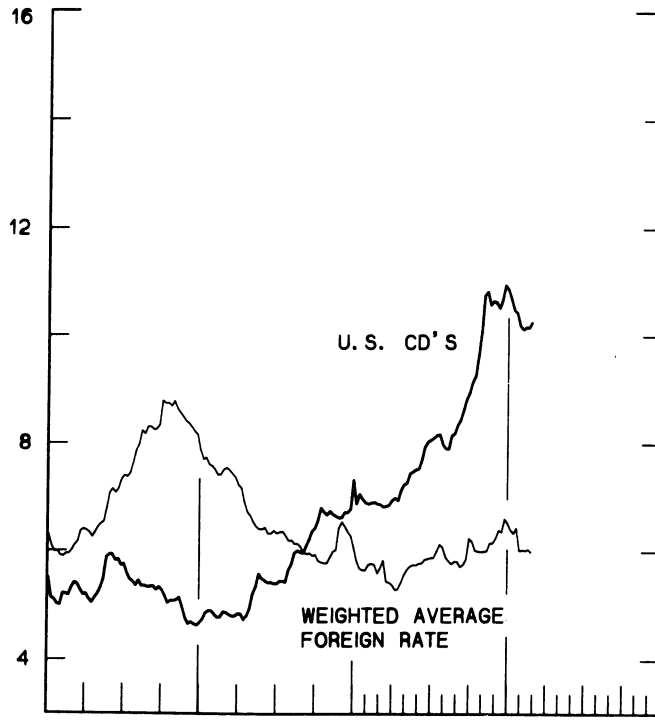


CHART 5  
**3-MONTH INTEREST RATES**  
 WEEKLY SERIES

PER CENT PER ANNUM

PER CENT PER ANNUM



1977

1979

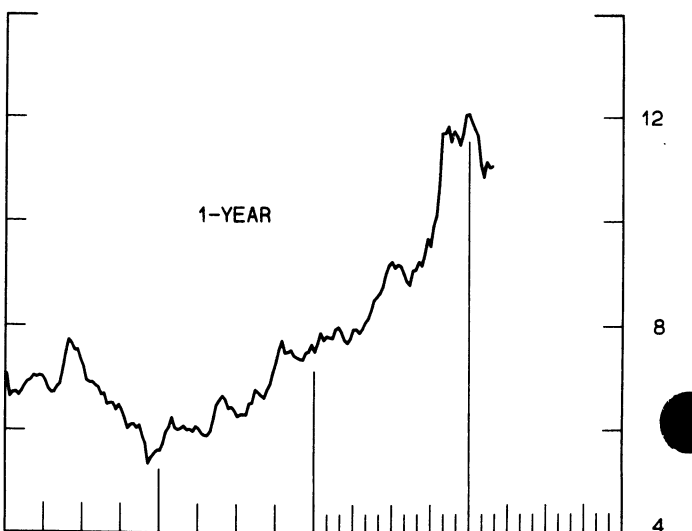
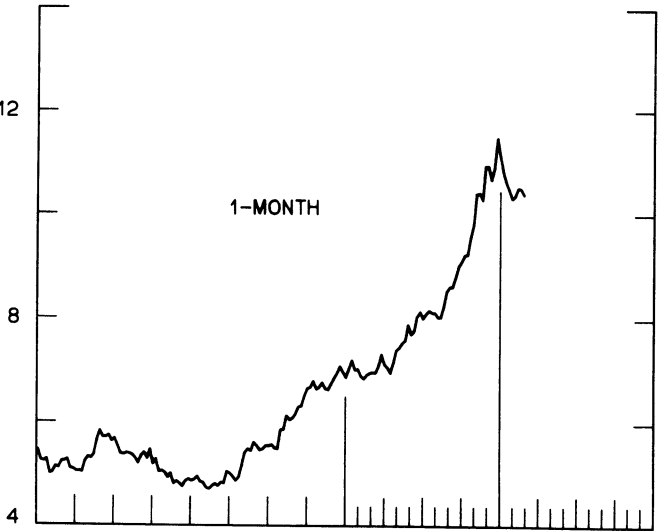
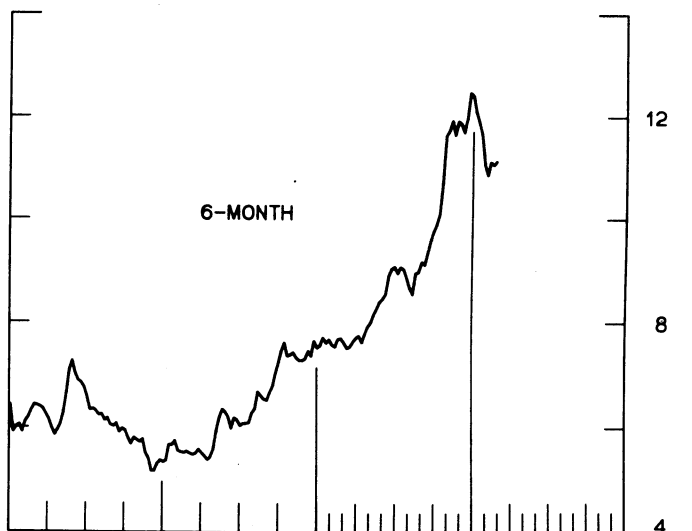
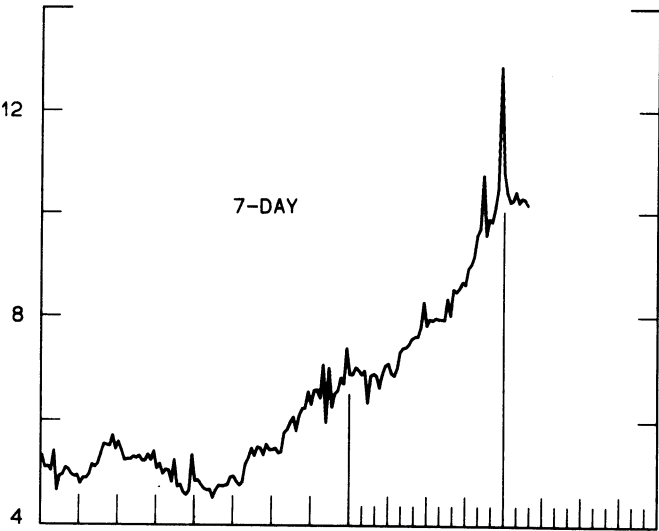
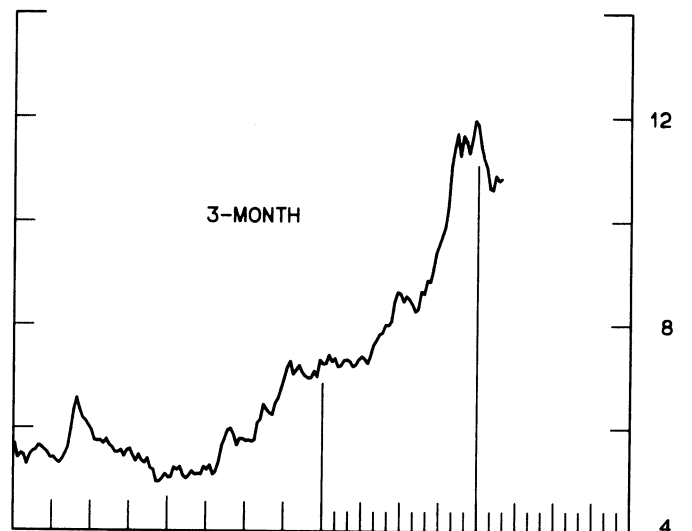
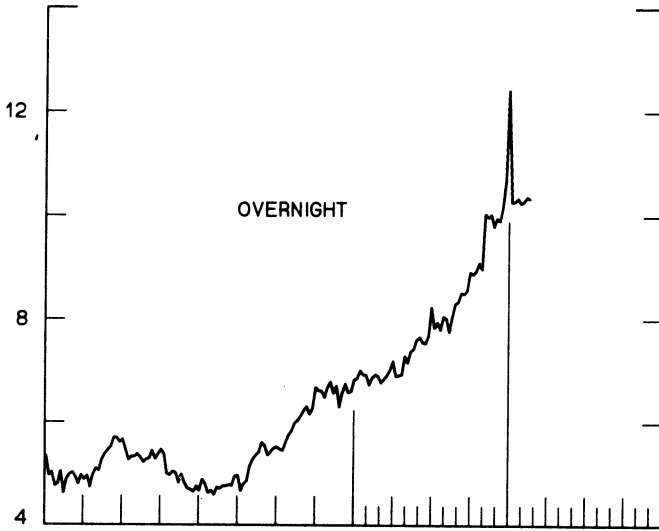
1977

1979

CHART 6  
EURO-DOLLAR DEPOSIT RATES LONDON  
AVERAGES FOR WEEK ENDING WEDNESDAY

PER CENT PER ANNUM

PER CENT PER ANNUM



1977

1979

1977

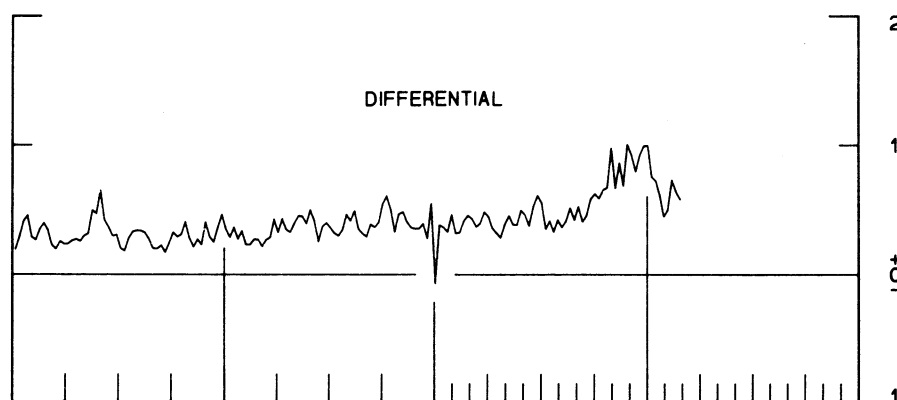
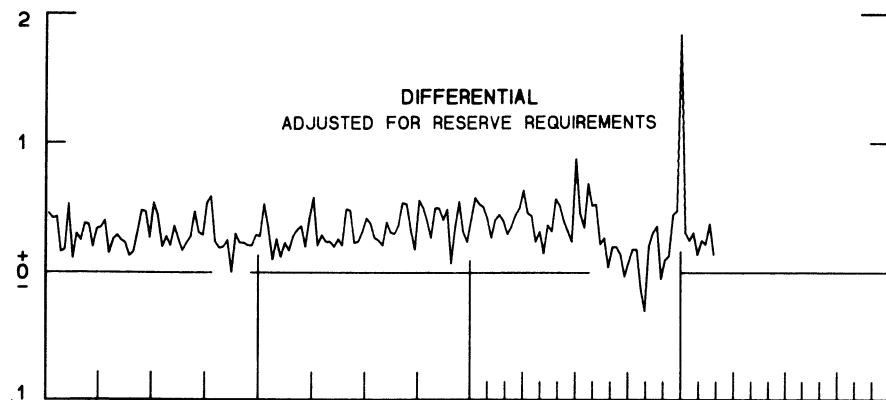
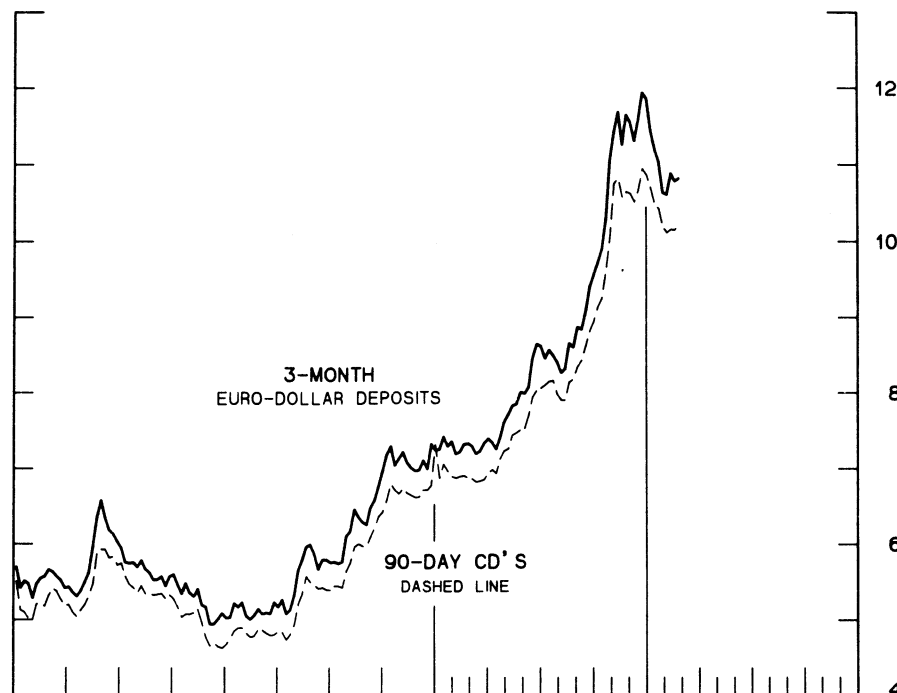
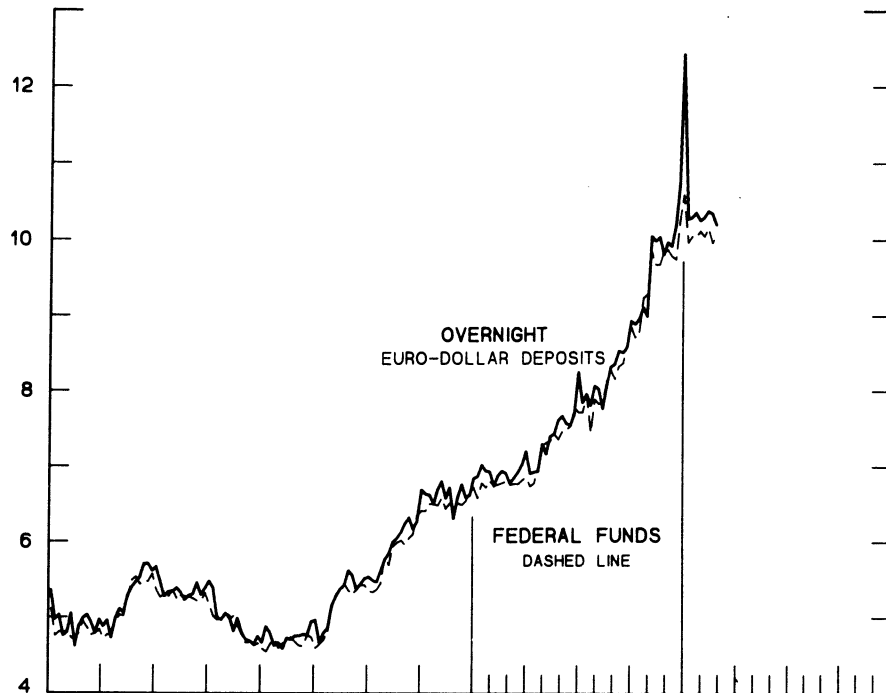
1979



CHART 7  
**SELECTED EURO-DOLLAR AND U. S. MONEY MARKET RATES**  
 AVERAGES FOR WEEK ENDING WEDNESDAY

PER CENT PER ANNUM

PER CENT PER ANNUM



1977

1979

1977

1979

FAVORS BORROWING IN U. S. IF POSITIVE

CHART 8  
**INTEREST ARBITRAGE: 3-MONTH FUNDS**  
 DIFFERENTIAL: PLUS(+), INDICATES FAVOR DOLLAR ASSETS  
 AVERAGES FOR WEEK ENDING WEDNESDAY

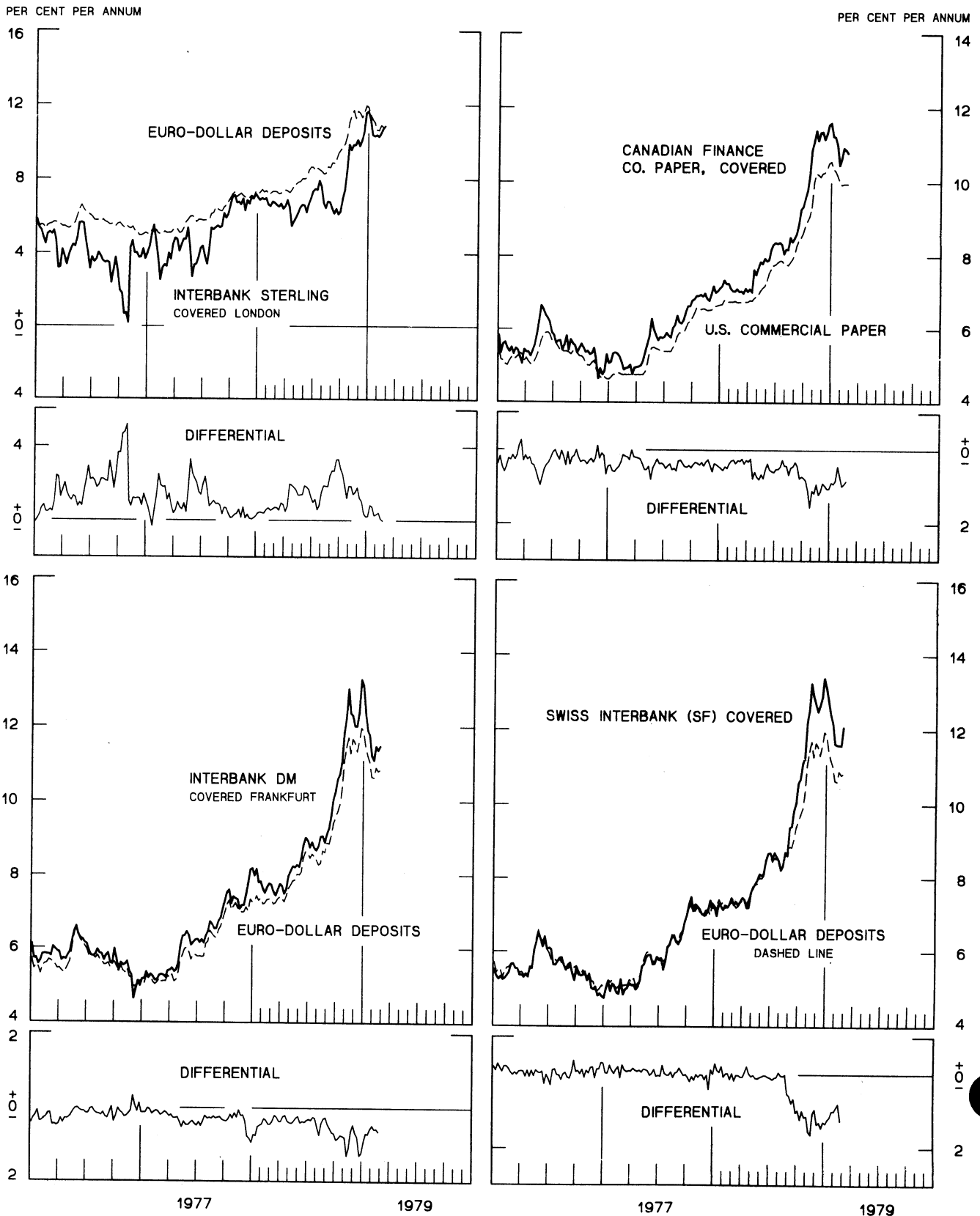


CHART 9  
**LONG-TERM GOVERNMENT BOND YIELDS**  
 WEEKLY SERIES

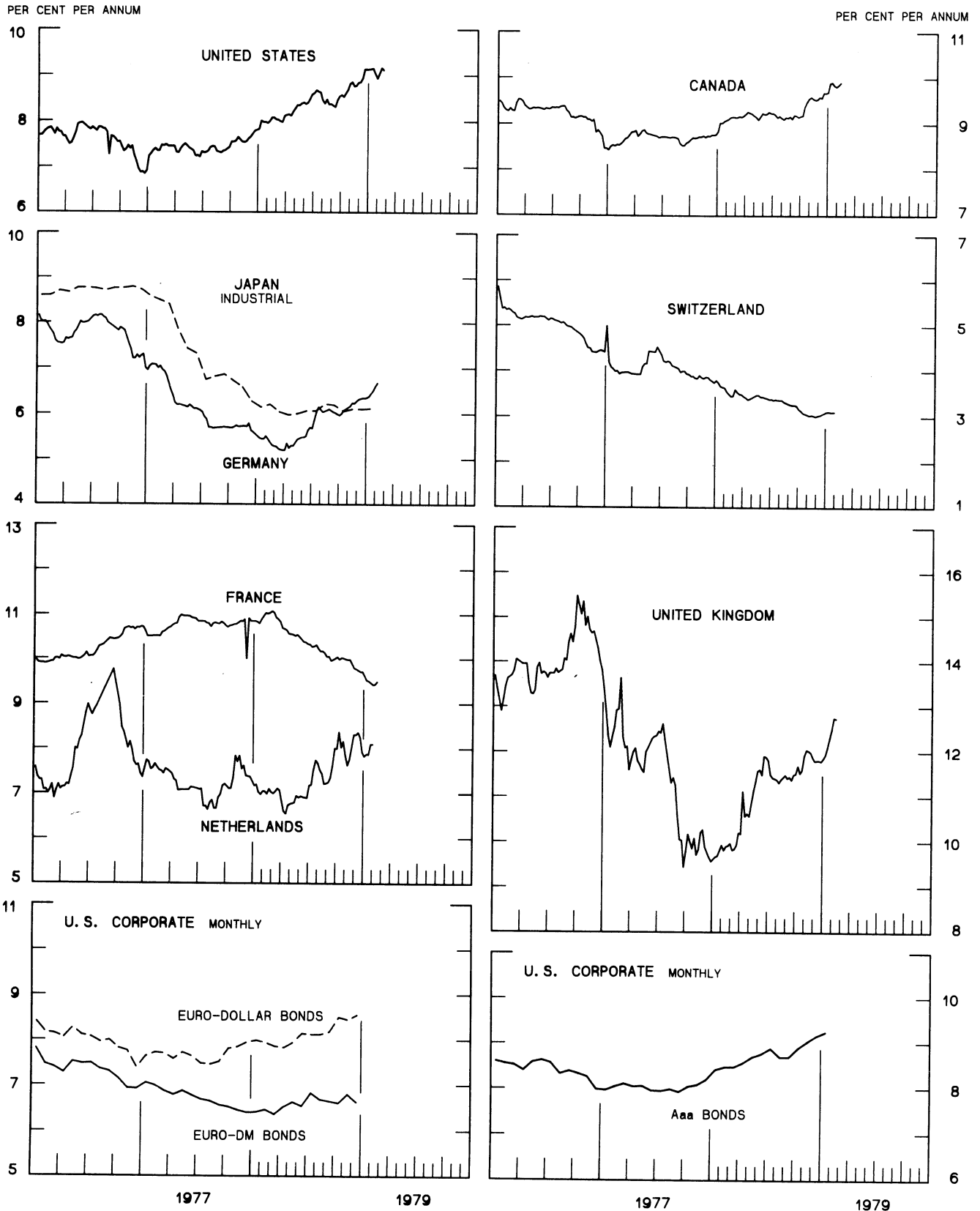
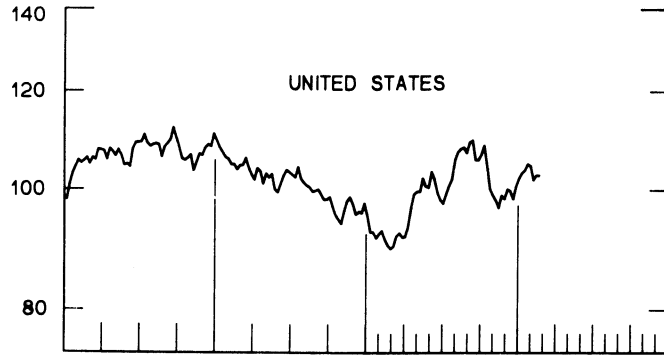
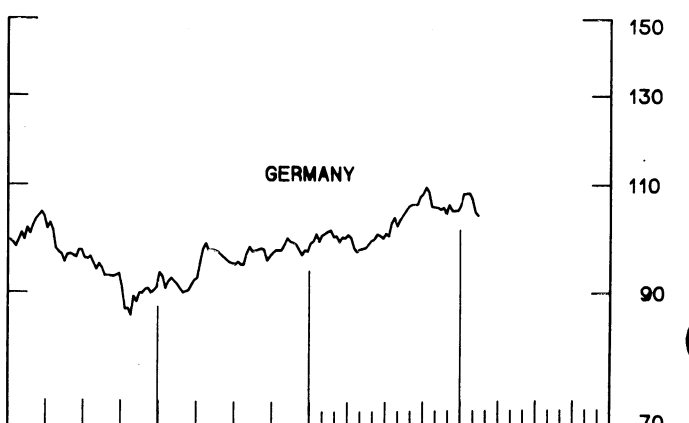
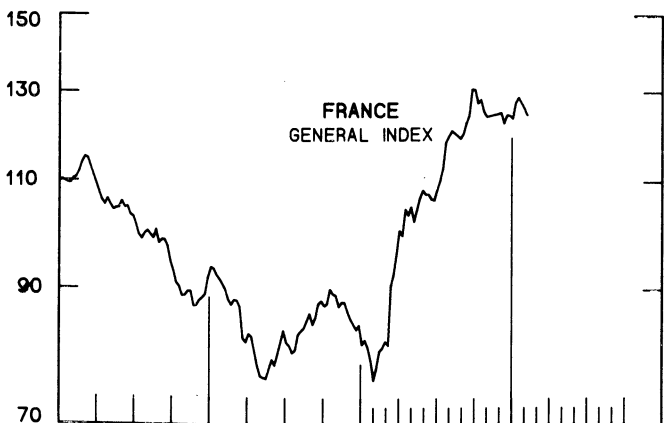
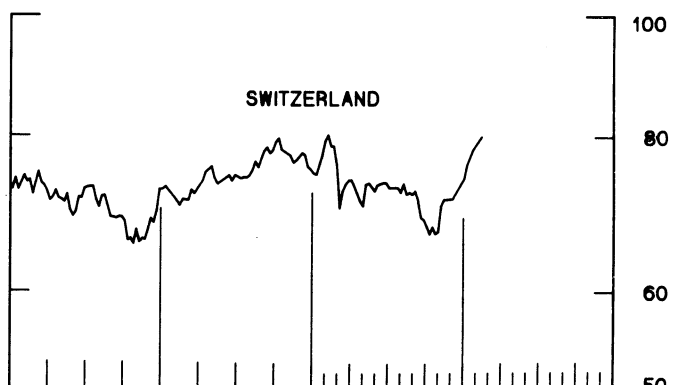
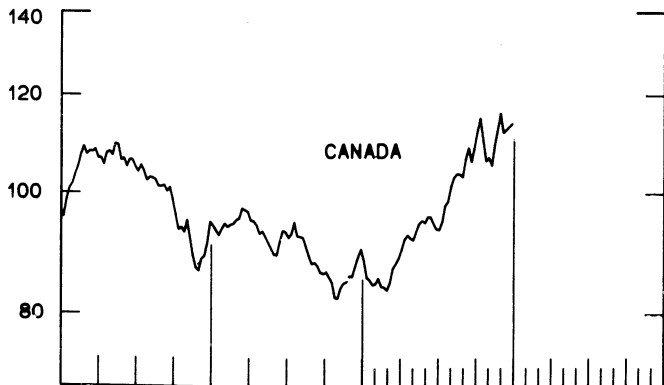
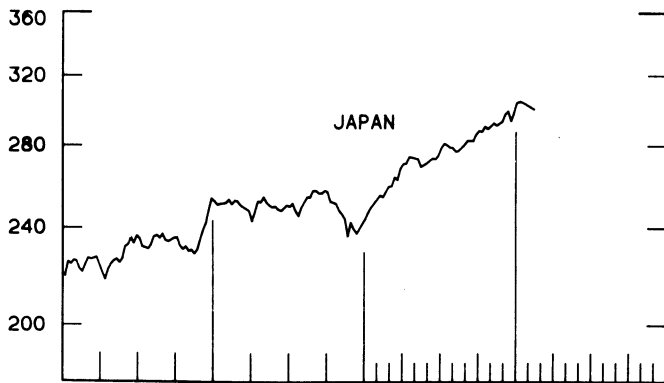
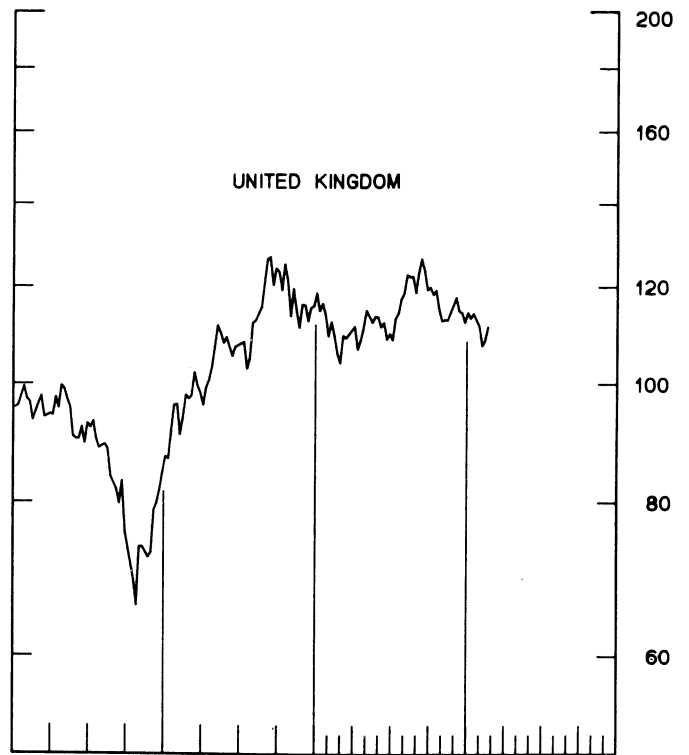


CHART 10  
**INDUSTRIAL STOCK INDICES**  
 WEEKLY SERIES

RATIO SCALE  
 1969=100



RATIO SCALE  
 1969=100



1977

1979

1977

1979

SERIES NAME

LAST VALUE PLOTTED  
DATE VALUE

CHART 1. SPOT EXCHANGE RATES AND INDICES

WEEKLY AVERAGES, NOON BUYING RATES (U.S. CENTS)

GERMAN MARK	FEB. 28	54.04
JAPANESE YEN	FEB. 28	0.49533
DUTCH GUILDER	FEB. 28	50.01
U.K. POUND	FEB. 28	201.74
CANADIAN DOLLAR	FEB. 28	83.61
FRENCH FRANC	FEB. 28	23.42
SWISS FRANC	FEB. 28	59.92
BELGIAN FRANC	FEB. 28	3.42208
ITALIAN LIRA	FEB. 28	0.11892

INDICES, MARCH 1973 BASE RATES = 100

GERMAN MARK	FEB. 28	152.01
JAPANESE YEN	FEB. 28	129.69
DUTCH GUILDER	FEB. 28	143.56
U.K. POUND	FEB. 28	81.60
CANADIAN DOLLAR	FEB. 28	83.34
FRENCH FRANC	FEB. 28	105.53
SWISS FRANC	FEB. 28	192.77
BELGIAN FRANC	FEB. 28	134.85
ITALIAN LIRA	FEB. 28	67.56

WEIGHTED AVERAGE EXCHANGE VALUE INDICES, MAR 1973 = 100  
(G-10 COUNTRIES PLUS SWITZERLAND)

U.S. DOLLAR	FEB. 28	88.15
GERMAN MARK	FEB. 28	146.54
JAPANESE YEN	FEB. 28	119.72
DUTCH GUILDER	FEB. 28	132.38
U.K. POUND	FEB. 28	71.60
CANADIAN DOLLAR	FEB. 28	73.83
FRENCH FRANC	FEB. 28	95.06
SWISS FRANC	FEB. 28	177.37
BELGIAN FRANC	FEB. 28	123.39
ITALIAN LIRA	FEB. 28	58.91
SWEDISH KRONA	FEB. 28	91.69

CHART 2. 3-MONTH FORWARD EXCHANGE RATES, PREMIUM OR DISCOUNT

CANADIAN DOLLAR	FEB. 28	-0.13
U.K. POUND	FEB. 28	-1.89
GERMAN MARK	FEB. 28	7.35
FRENCH FRANC	FEB. 28	3.03
SWISS FRANC	FEB. 28	11.97
DUTCH GUILDER	FEB. 28	4.04
JAPANESE YEN	FEB. 28	7.50
ITALIAN LIRA	FEB. 28	-1.57

SERIES NAME

LAST VALUE PLOTTED  
DATE VALUE

CHART 3. GOLD PRICE IN LONDON, AFTERNOON FIXING

U.S. DOLLARS PER FINE OUNCE	FEB. 28	250.23
-----------------------------	---------	--------

CHART 4. CALL MONEY RATES

U.S. FEDERAL FUNDS	FEB. 28	10.06
OVERNIGHT EURO-DOLLAR DEPOSITS	FEB. 28	10.20
U.K. 2-DAY LOCAL AUTHORITY DEPOSITS	FEB. 23	14.00
CANADA	FEB. 16	10.55
GERMANY	FEB. 23	3.90
EURO-DM	FEB. 23	3.48
JAPAN	FEB. 23	4.38
FRANCE	FEB. 23	6.56
NETHERLANDS	FEB. 2	6.85
EURO-SWISS FRANC	FEB. 23	0.06

CHART 5. 3-MONTH INTEREST RATES

U.S. 90-DAY CD'S, SECONDARY MARKET	FEB. 28	10.26
GERMAN INTERBANK LOAN	FEB. 28	4.13
JAPANESE BANK LOANS & DISCOUNTS	FEB. 28	4.50
CANADIAN FINANCE PAPER	FEB. 28	10.92
INTERBANK STERLING	FEB. 28	12.75
SWISS INTERBANK LOAN	FEB. 28	0.13
WEIGHTED AVERAGE FOREIGN INTEREST RATE (G-10 COUNTRIES PLUS SWITZERLAND)	FEB. 28	5.99

CHART 6. EURO-DOLLAR DEPOSIT RATES: LONDON

OVERNIGHT	FEB. 28	10.20
7-DAY	FEB. 28	10.16
1-MONTH	FEB. 28	10.39
3-MONTH	FEB. 28	10.84
6-MONTH	FEB. 28	11.15
1-YEAR	FEB. 28	11.06

CHART 7. SELECTED EURO-DOLLAR AND U.S. MONEY MARKET RATES

OVERNIGHT EURO-DOLLAR DEPOSITS	FEB. 28	10.20
U.S. FEDERAL FUNDS	FEB. 28	10.06
DIFFERENTIAL ADJ. FOR RESERVE REQUIREMENTS	FEB. 28	0.14
3-MONTH EURO-DOLLAR DEPOSIT RATE	FEB. 28	10.84
U.S. 90-DAY CD'S, SECONDARY MARKET	FEB. 28	10.26
DIFFERENTIAL	FEB. 28	0.58

SERIES NAME

LAST VALUE PLOTTED  
DATE VALUE

CHART 8. INTEREST ARBITRAGE, 3-MONTH FUNDS

EURO-DOLLAR DEPOSIT	FEB. 28	10.84
INTERBANK STERLING (LONDON), COVERED	FEB. 28	10.86
DIFFERENTIAL	FEB. 28	-0.02
U.S. COMMERCIAL PAPER	FEB. 28	9.96
CANADIAN FINANCE PAPER, COVERED	FEB. 28	10.79
DIFFERENTIAL	FEB. 28	-0.83
EURO-DOLLAR DEPOSIT	FEB. 28	10.84
INTERBANK DM (FRANKFURT), COVERED	FEB. 28	11.48
DIFFERENTIAL	FEB. 28	-0.64
EURO-DOLLAR DEPOSIT	FEB. 28	10.84
SWISS INTERBANK, COVERED	FEB. 28	12.09
DIFFERENTIAL	FEB. 28	-1.26

CHART 9. LONG TERM GOVERNMENT BOND YIELDS

UNITED STATES	FEB. 23	9.12
GERMANY	FEB. 9	6.68
JAPAN (MONTHLY)	JAN.	6.12
SWITZERLAND	FEB. 2	3.11
CANADA	FEB. 16	9.91
FRANCE	FEB. 16	9.49
NETHERLANDS	FEB. 2	8.10
UNITED KINGDOM	FEB. 16	12.74

U.S. CORPORATE

AAA BONDS	JAN.	9.25
EURO-DM BONDS	DEC.	6.63
EURO-DOLLAR BONDS	DEC.	8.55

CHART 10. INDUSTRIAL STOCK INDICES

UNITED STATES	FEB. 23	102.68
JAPAN	FEB. 16	299.63
CANADA	DEC. 29	113.81
FRANCE	FEB. 9	124.62
UNITED KINGDOM	FEB. 23	111.24
SWITZERLAND	FEB. 16	80.07
GERMANY	FEB. 16	103.92



# FEDERAL RESERVE statistical release

H. 10

MARCH 6, 1979

## FOREIGN EXCHANGE RATES

FOR THE WEEK ENDING MARCH 2, 1979

The Board of Governors of the Federal Reserve System is advised that the Federal Reserve Bank of New York has certified for customs purposes the following noon buying rate in New York City for cable transfers payable in foreign currencies:

COUNTRY	MONETARY UNIT	(RATE U.S. CENTS)				
		FEB. 26	FEB. 27	FEB. 28	MAR. 1	MAR. 2
AUSTRALIA	DOLLAR	112.8500	112.8500	112.8000	112.6200	112.3100
AUSTRIA	SCHILLING	7.39235	7.38007	7.37463	7.34754	7.34484
BELGIUM	FRANC	3.42466	3.42231	3.41763	3.41064	3.40020
CANADA	DOLLAR	83.5210	83.6050	83.7730	84.2820	84.2890
DENMARK	KRONE	19.4628	19.5084	19.2976	19.2883	19.2567
FINLAND	MARKKA	25.2557	25.2143	25.1857	25.1509	25.1604
FRANCE	FRANC	23.4742	23.4082	23.3973	23.3754	23.3427
GERMANY	D. MARK	54.1331	54.0132	53.9899	53.9171	53.8648
INDIA	RUPEE	12.1700	12.1700	12.1700	12.1700	12.2400
IRELAND	POUND	202.0500	202.1800	202.3400	202.3100	202.2000
ITALY	LIRA	0.11895	0.11896	0.11905	0.11884	0.11880
JAPAN	YEN	0.49485	0.49529	0.49346	0.49080	0.48804
MALAYSIA	DOLLAR	45.6410	45.7040	45.6410	45.6620	45.5270
MEXICO	PESO	4.3898	4.3879	4.3879	4.3860	4.3840
NETHERLANDS	GUILDER	50.0375	50.0125	49.9750	49.9251	49.8753
NEW ZEALAND	DOLLAR	105.3500	105.6100	105.5200	105.2700	105.3000
NORWAY	KRONE	19.6734	19.6695	19.6812	19.6657	19.6618
PORTUGAL	ESCUDO	2.1044	2.1044	2.1017	2.0986	2.0978
SOUTH AFRICA	RAND	118.0000	118.0000	118.0000	118.0000	118.2500
SPAIN	PESETA	1.4482	1.4491	1.4470	1.4447	1.4463
SRI LANKA	RUPEE	6.4500	6.4500	6.4500	6.4500	6.4500
SWEDEN	KRONA	22.9568	22.9095	22.9410	22.9174	22.9121
SWITZERLAND	FRANC	60.1251	59.9592	59.7372	59.6659	59.6303
UNITED KINGDOM	POUND	202.0500	202.1800	202.3400	202.3100	202.2000