

FEDERAL RESERVE BANK  
OF SAN FRANCISCO

APR 10 1979

LIBRARY

# Selected Interest & Exchange Rates

## Weekly Series of Charts

February 26, 1979

Prepared by the  
FINANCIAL MARKETS  
SECTION

DIVISION OF  
INTERNATIONAL FINANCE

BOARD OF GOVERNORS  
FEDERAL RESERVE SYSTEM  
Washington, D.C. 20551

---

# Table of Contents

## TABLES

1. LATEST FIGURES PLOTTED
2. DAILY CERTIFIED SPOT EXCHANGE RATES-H.10 RELEASE

## CHARTS

1. SPOT EXCHANGE RATE INDICES
2. 3-MONTH FORWARD EXCHANGE RATES
3. GOLD PRICE-LONDON
4. CALL MONEY RATES
5. 3-MONTH INTEREST RATES
6. EURO-DOLLAR DEPOSIT RATES
7. SELECTED EURO-DOLLAR AND U.S. MONEY MARKET RATES
8. INTEREST ARBITRAGE: 3-MONTH FUNDS
9. LONG-TERM GOVERNMENT BOND YIELDS
10. INDUSTRIAL STOCK INDICES

## SUBSCRIPTION RATES:

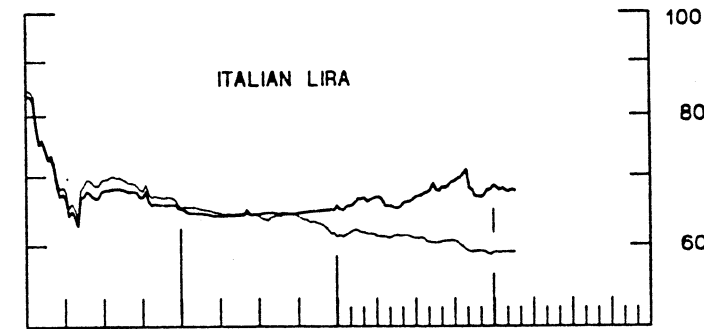
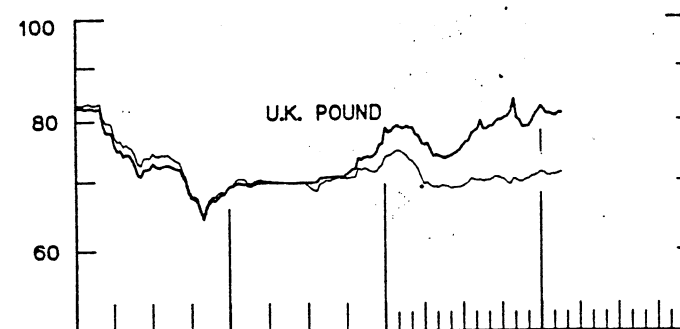
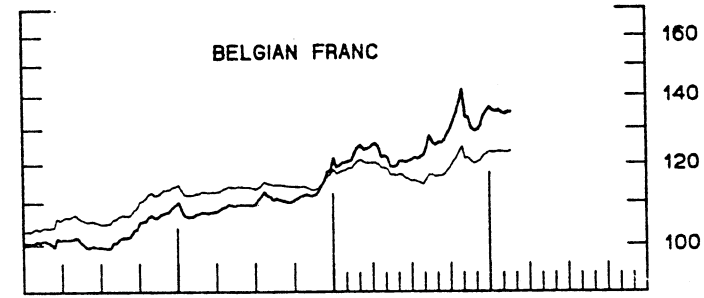
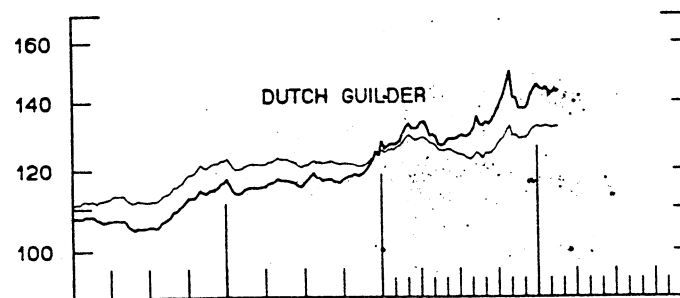
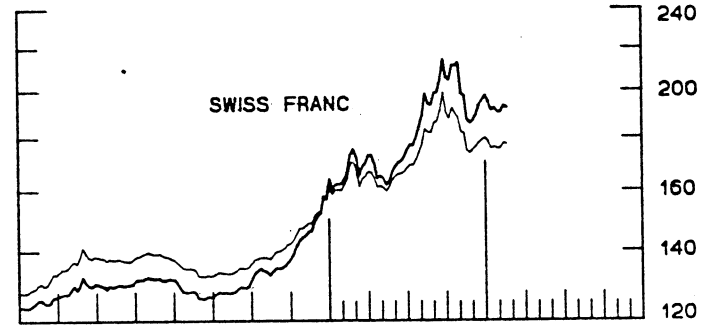
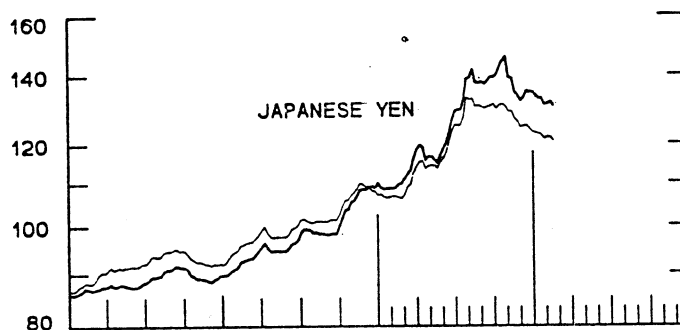
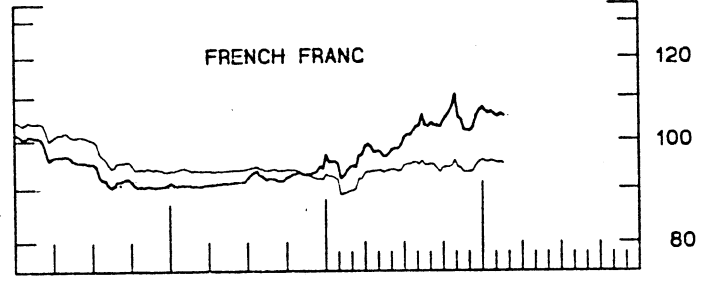
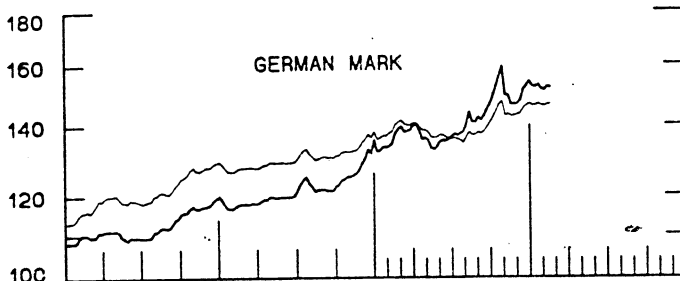
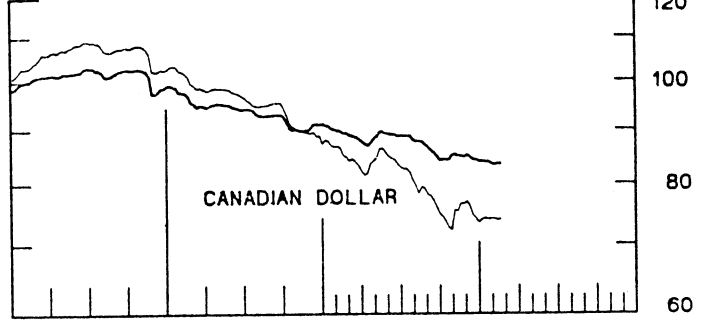
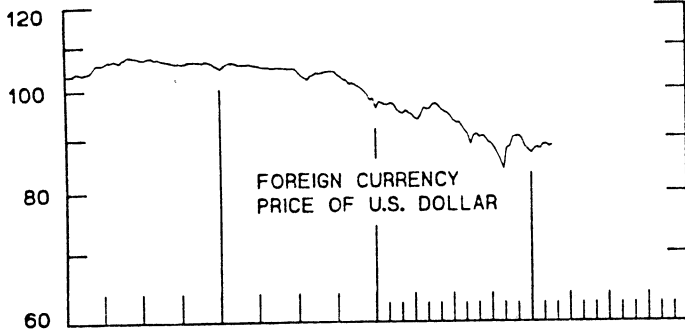
Weekly \$15.00 per year or \$.40 each in the United States, its possessions, Canada, and Mexico; 10 or more of the same issue to one address, \$13.50 per year or \$.35 each. Elsewhere, \$20.00 per year or \$.50 each. Address requests to Publications Services, Division of Administrative Services, and make payment remittance payable to the order of the Board of Governors of the Federal Reserve System in a form collectible at par in U.S. Currency.

# SPOT EXCHANGE INDICES

DOLLAR PRICES OF FOREIGN CURRENCIES AND WEIGHTED AVERAGE VALUES (THIN LINE)  
AVERAGES FOR WEEK ENDING WEDNESDAY

RATIO SCALE  
MARCH 1973=100

RATIO SCALE  
MARCH 1973=100



1977

1979

1977

1979

CHART 2  
**3-MONTH FORWARD EXCHANGE RATES**

PREMIUM (+) OR (-)  
 AVERAGES FOR WEEK ENDING WEDNESDAY

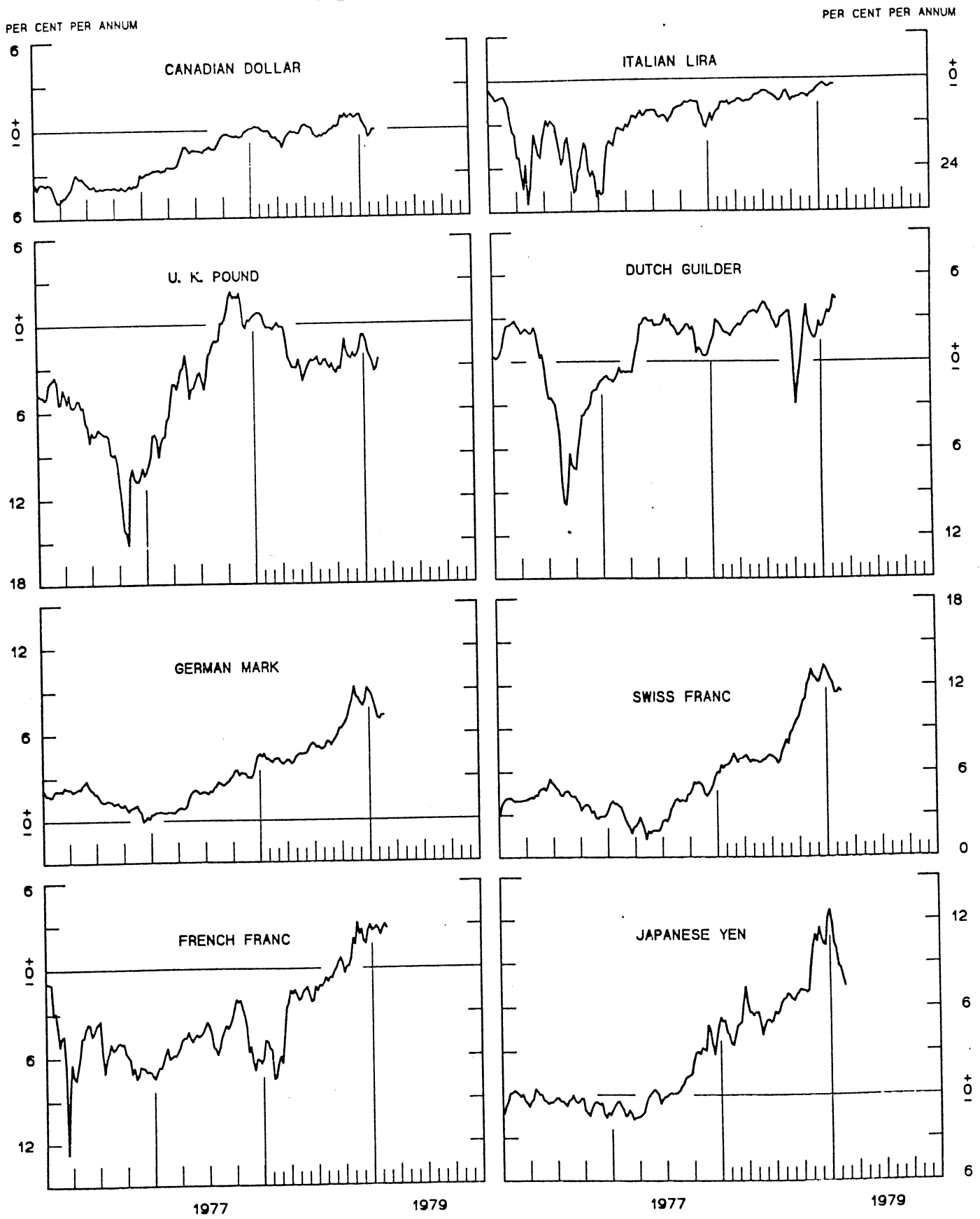


CHART 3  
PRICE OF GOLD IN LONDON  
AVERAGES FOR WEEK ENDING WEDNESDAY

U.S. DOLLARS PER FINE OUNCE

U.S. DOLLARS PER FINE OUNCE

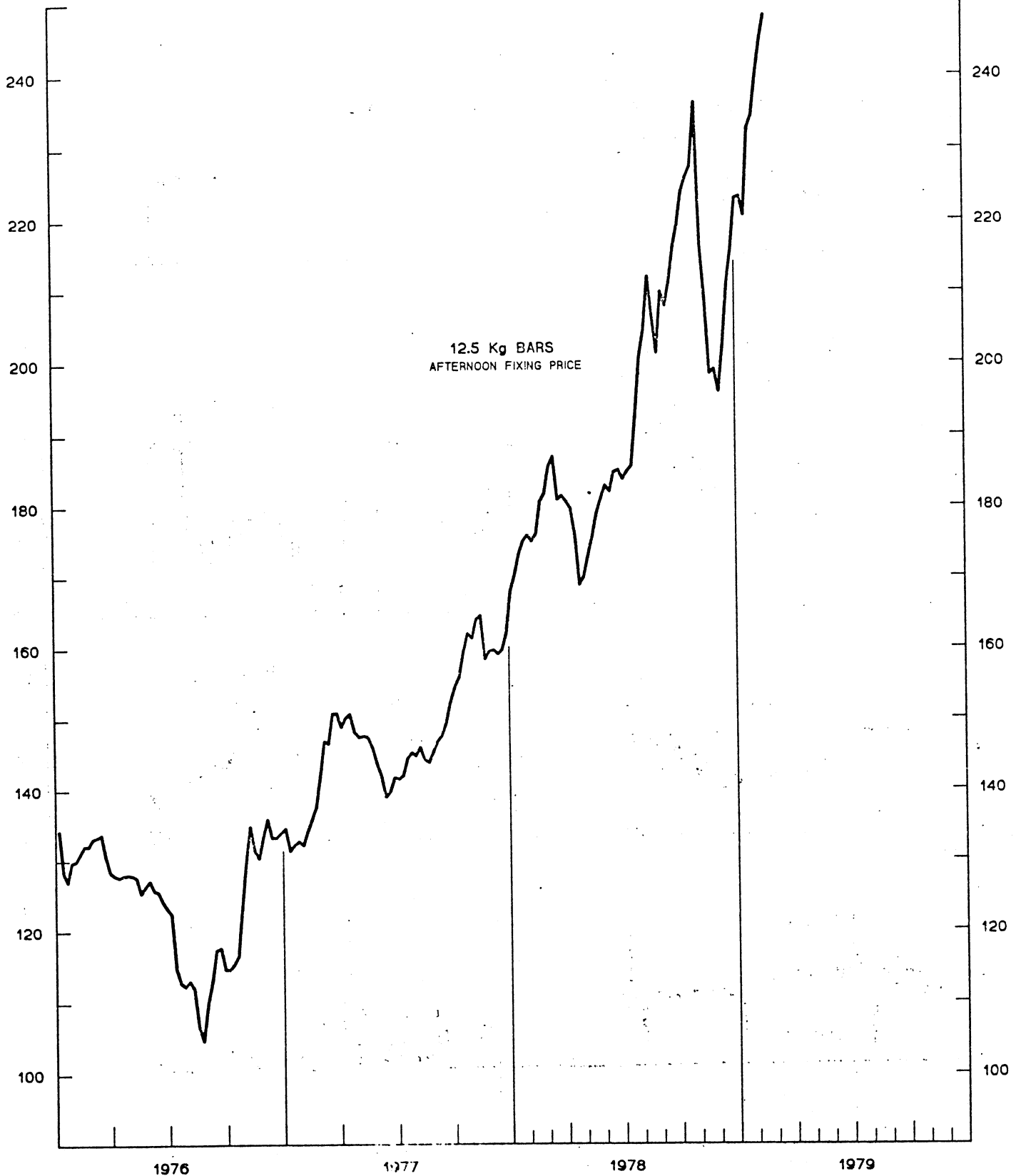


CHART 4  
**CALL MONEY RATES**  
 WEEKLY SERIES

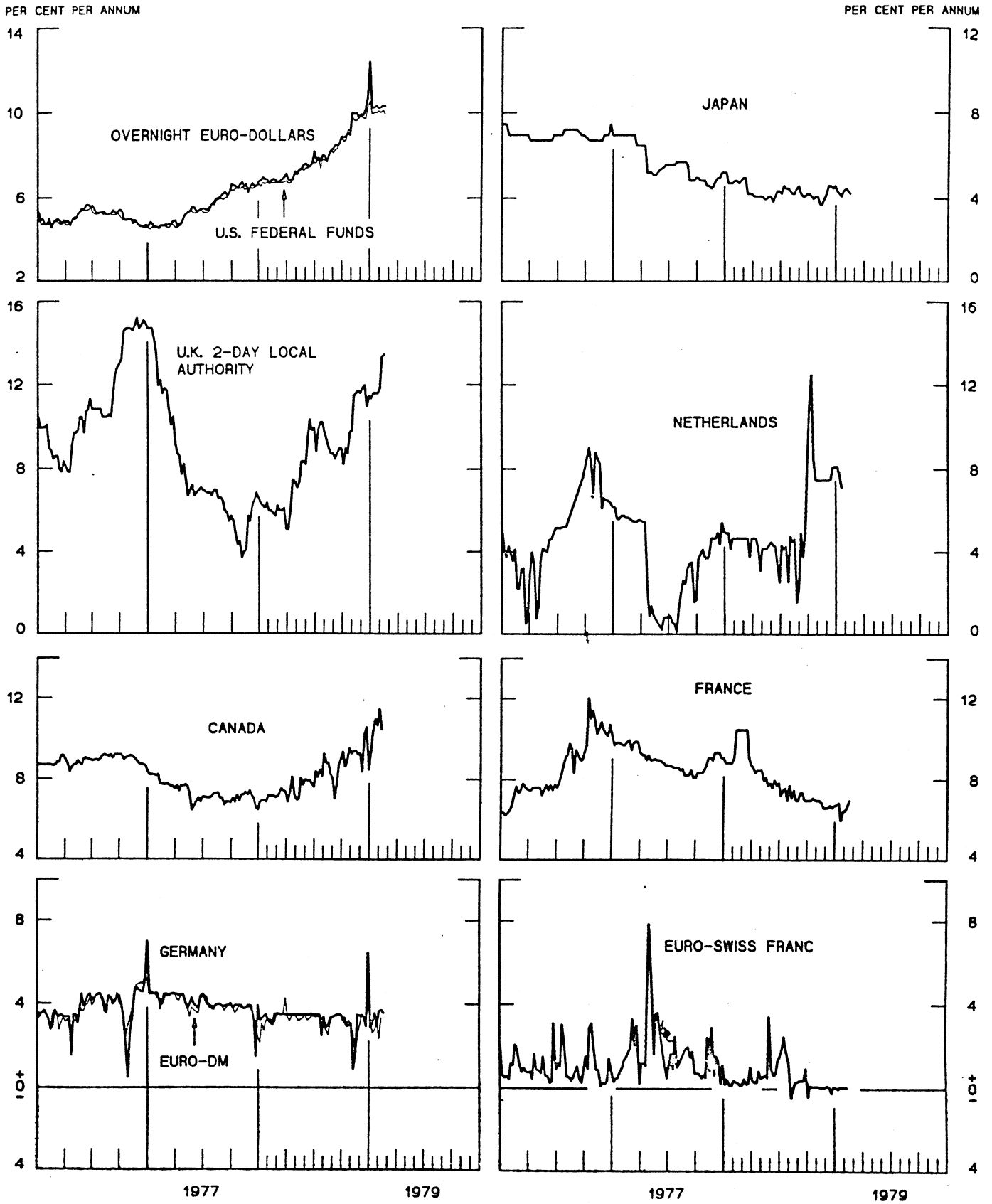
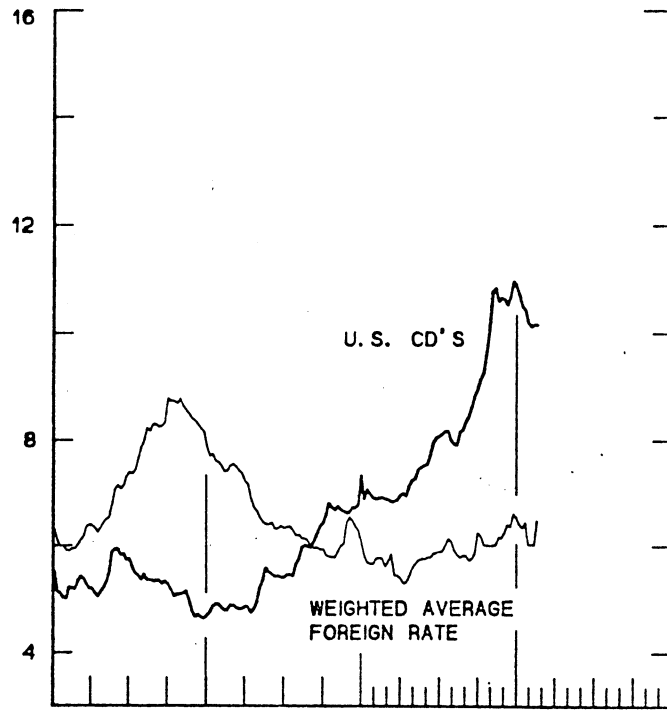
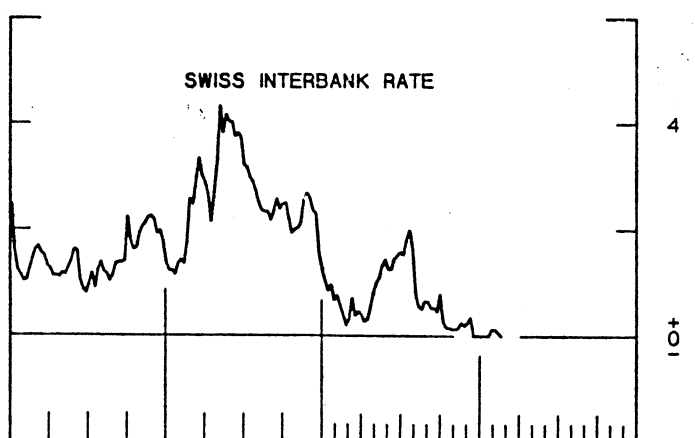
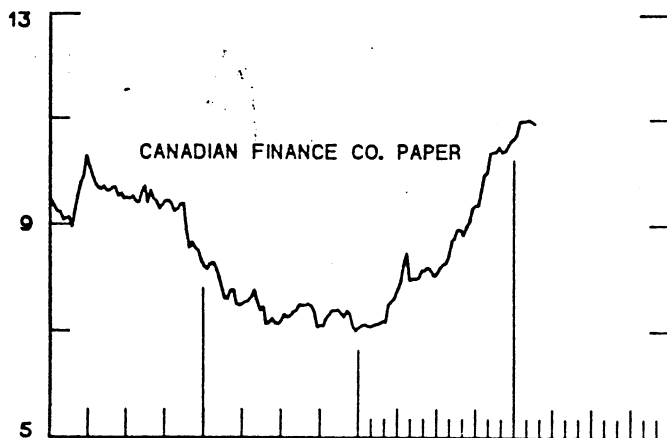
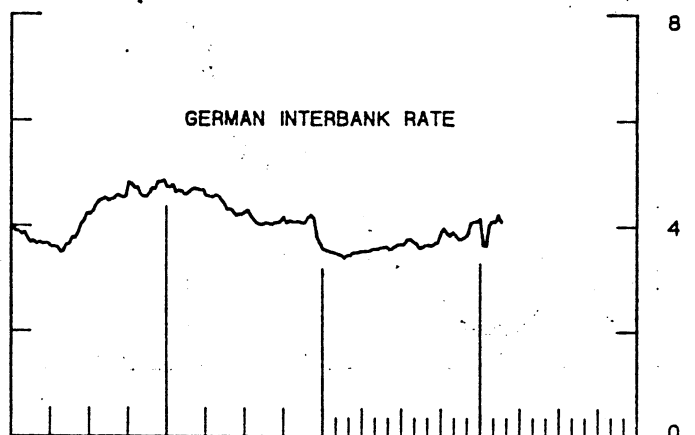
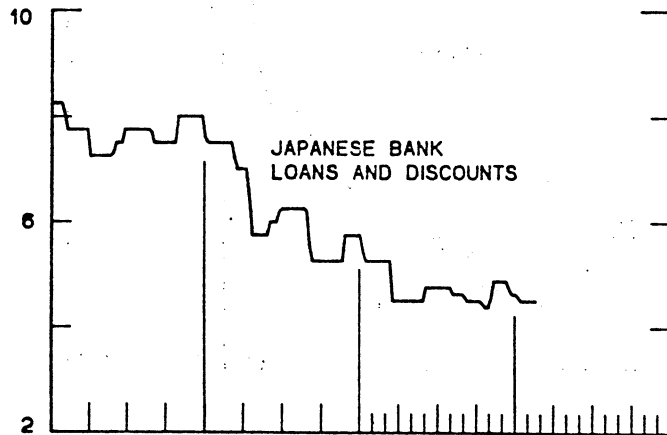
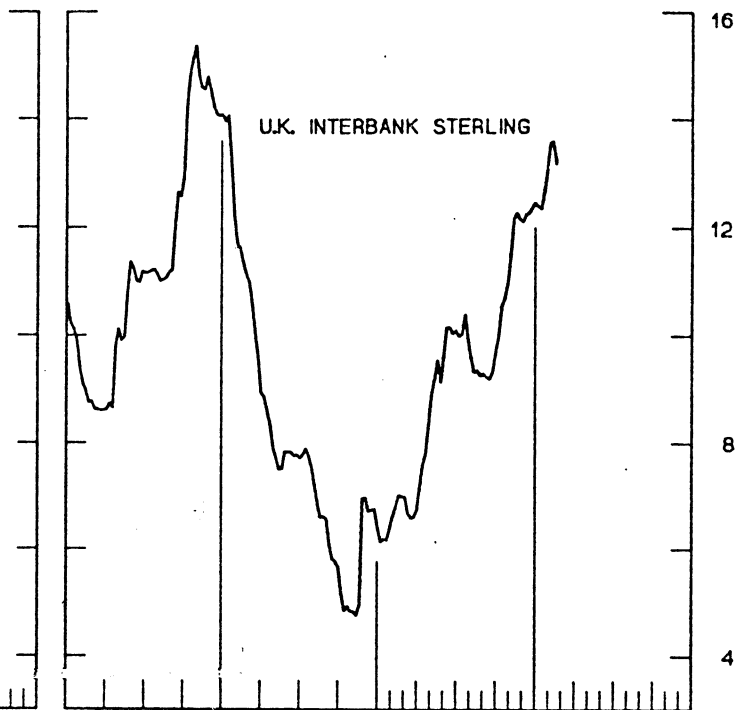


CHART 5  
**3-MONTH INTEREST RATES**  
 WEEKLY SERIES

PER CENT PER ANNUM



PER CENT PER ANNUM



1977

1979

1977

1979

CHART 6  
**EURO-DOLLAR DEPOSIT RATES LONDON**  
 AVERAGES FOR WEEK ENDING WEDNESDAY

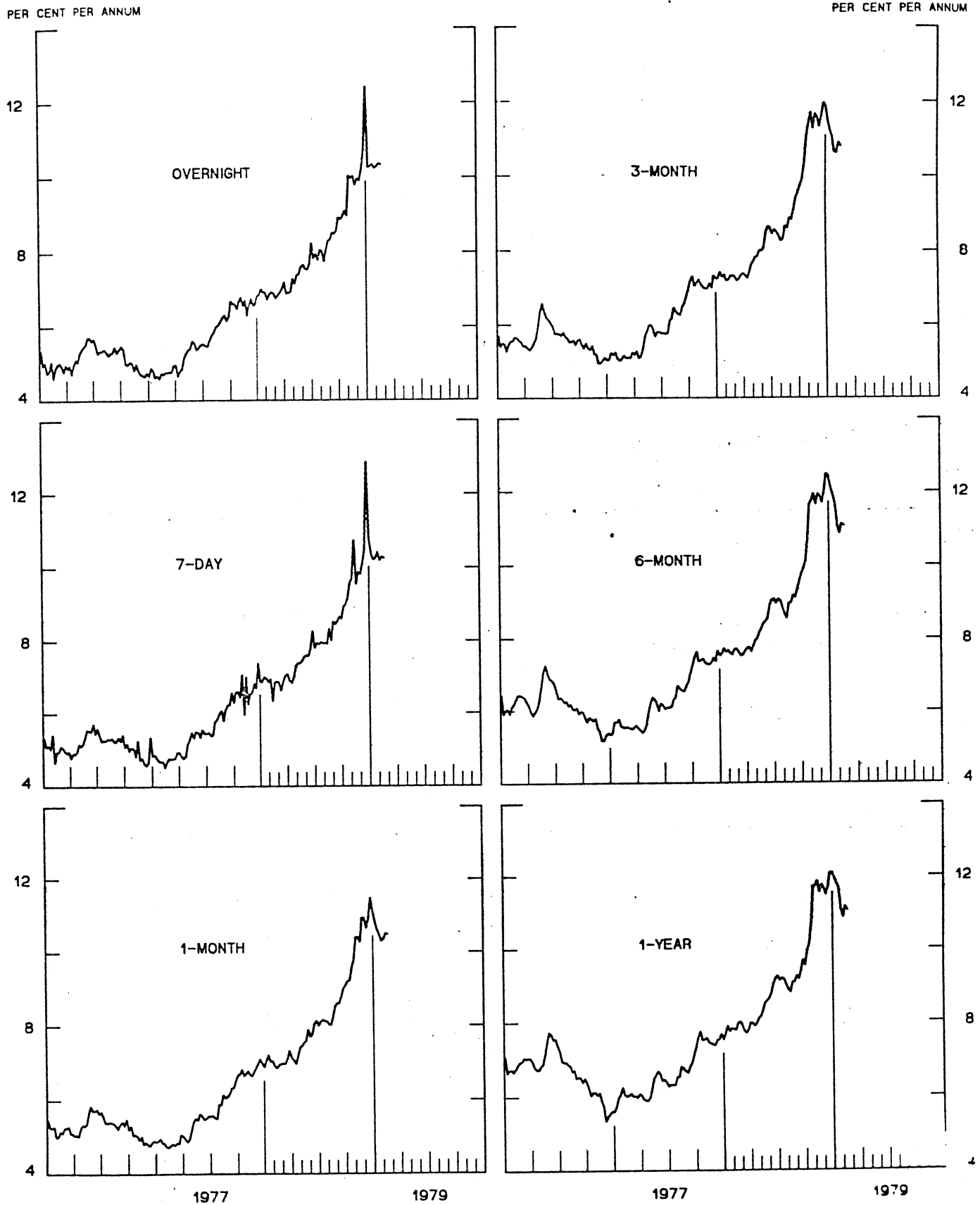
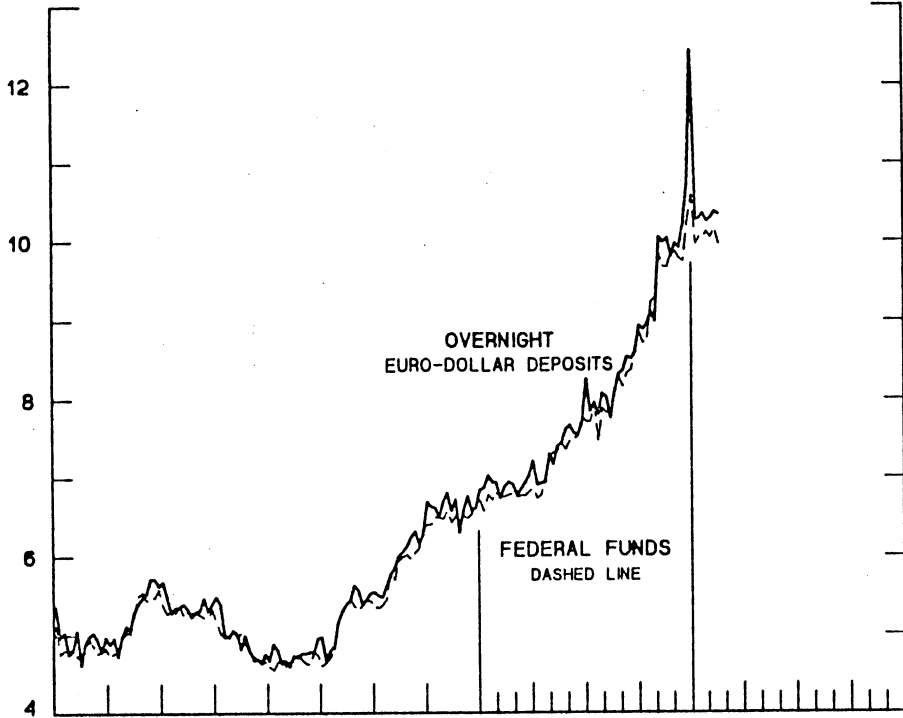


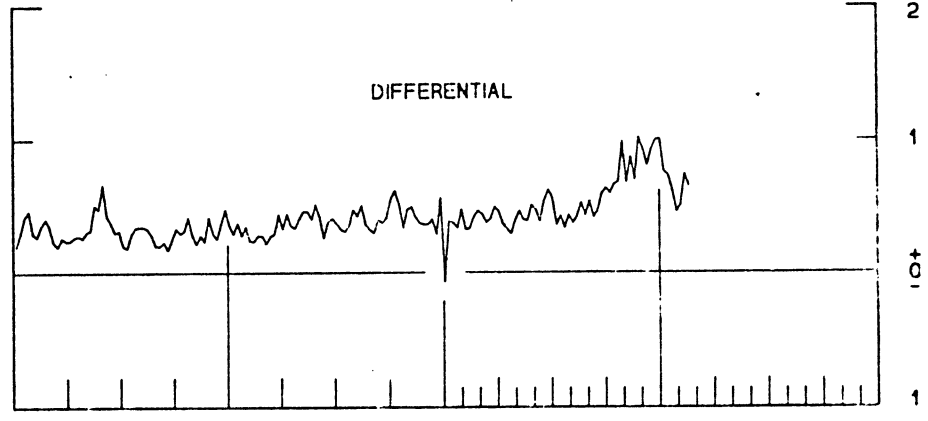
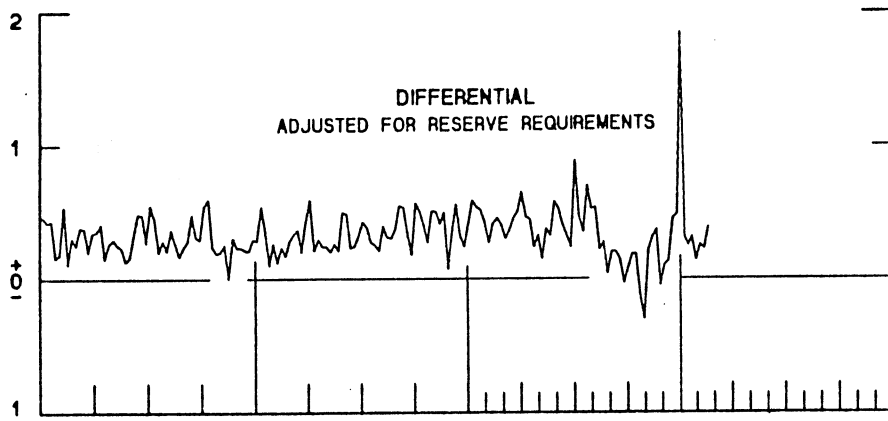
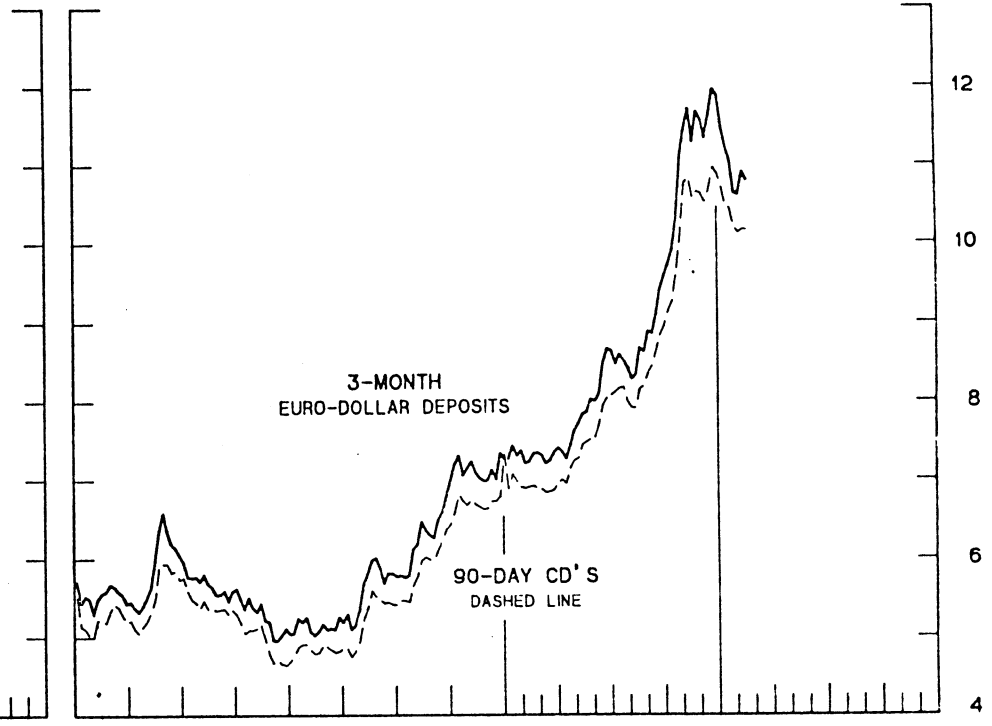


CHART 7  
**SELECTED EURO-DOLLAR AND U. S. MONEY MARKET RATES**  
 AVERAGES FOR WEEK ENDING WEDNESDAY

PER CENT PER ANNUM



PER CENT PER ANNUM



1977

1979

1977

1979

FAVORS BORROWING IN U. S. IF POSITIVE

CHART 8

# INTEREST ARBITRAGE: 3-MONTH FUNDS

DIFFERENTIAL: PLUS(+), INDICATES FAVOR DOLLAR ASSETS  
AVERAGES FOR WEEK ENDING WEDNESDAY

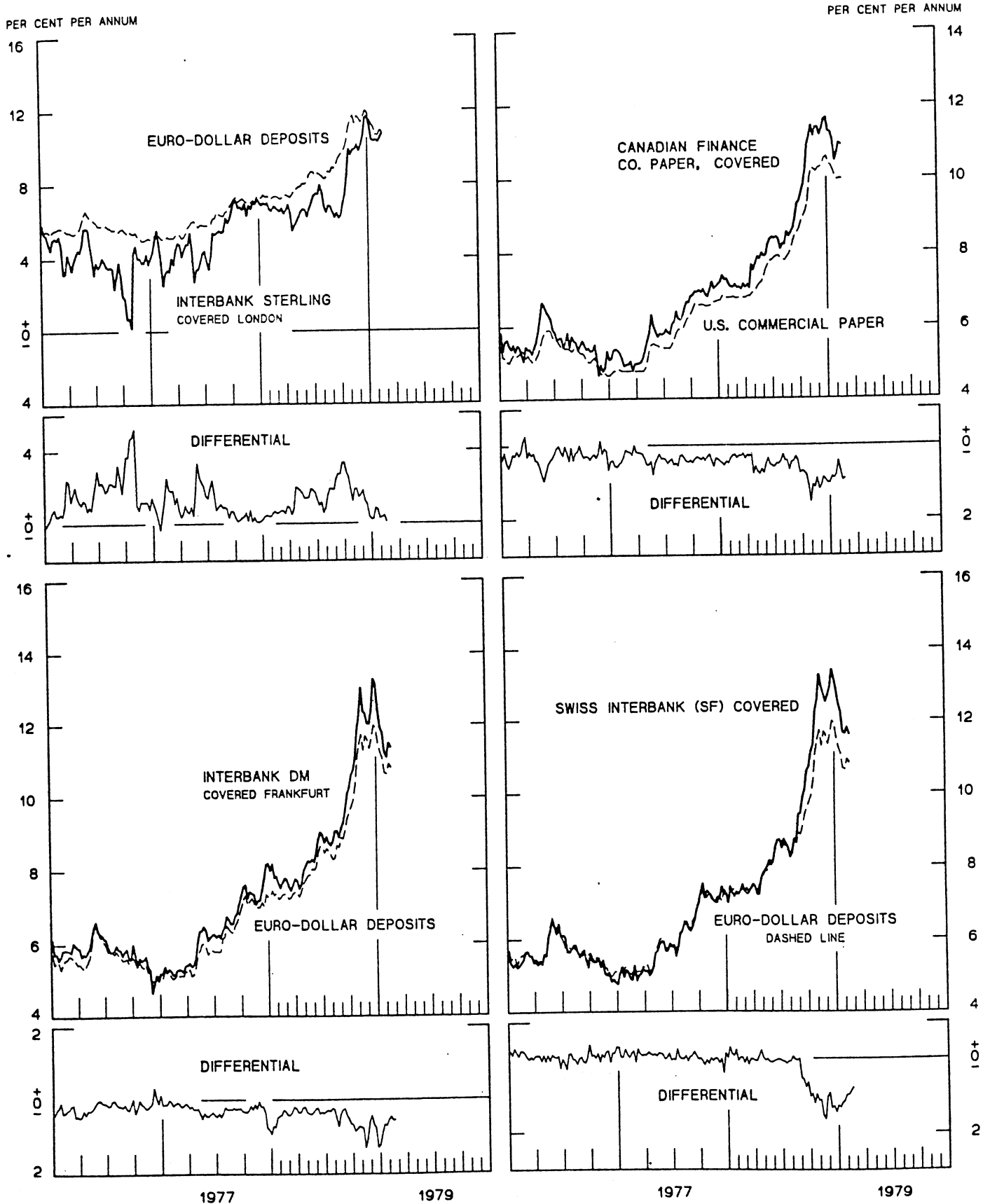


CHART 9  
**LONG-TERM GOVERNMENT BOND YIELDS**  
 WEEKLY SERIES

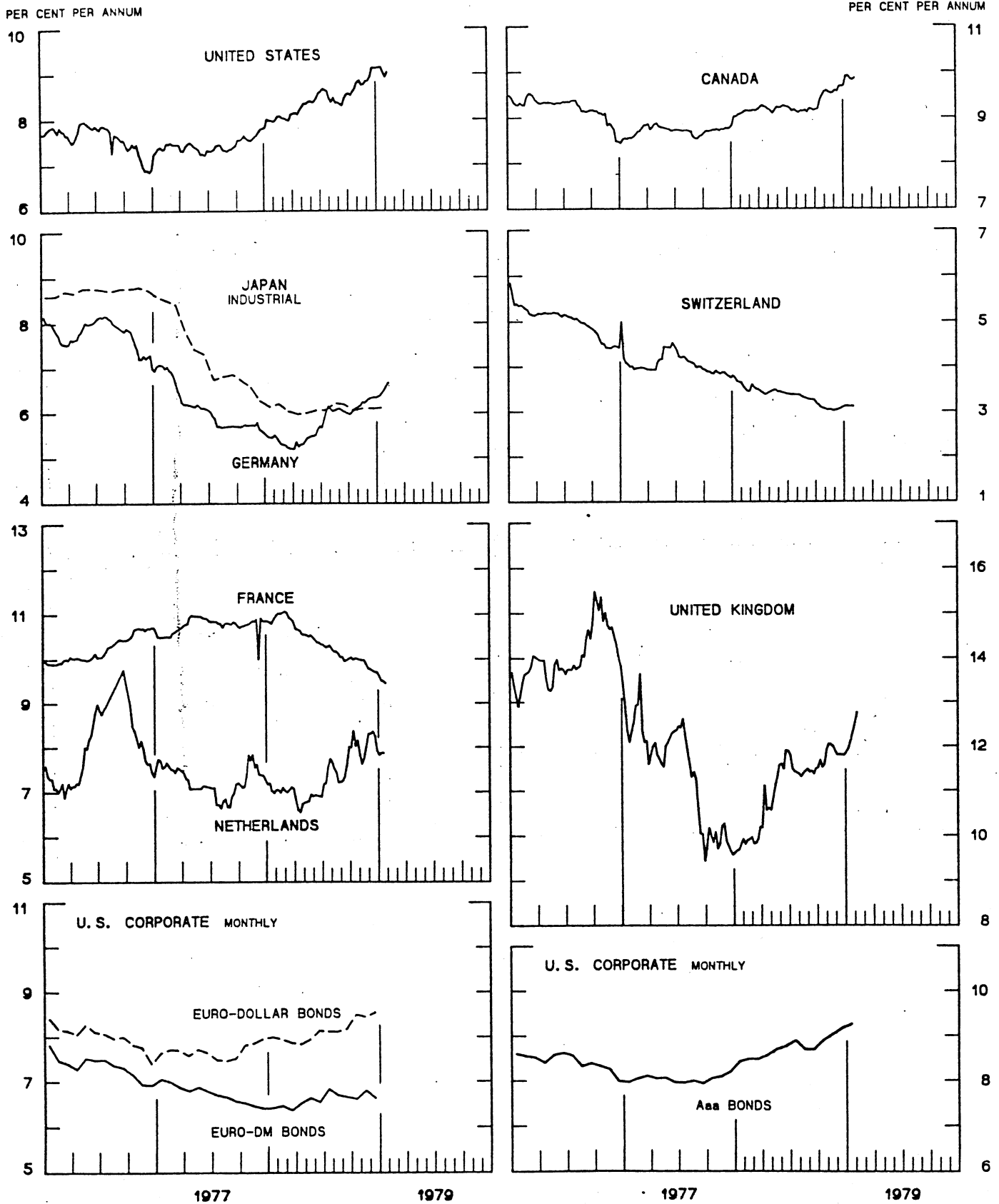
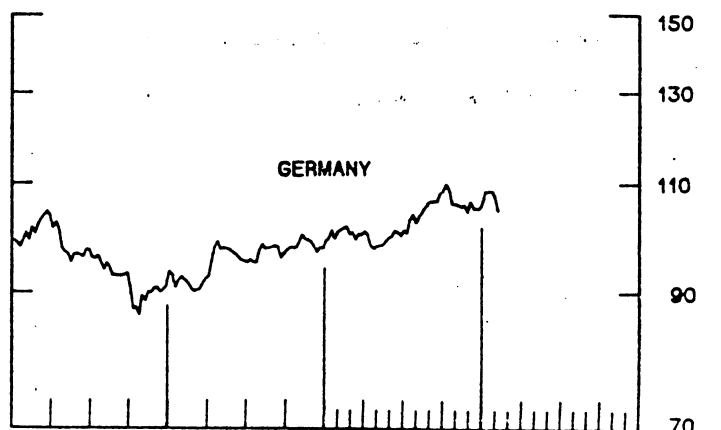
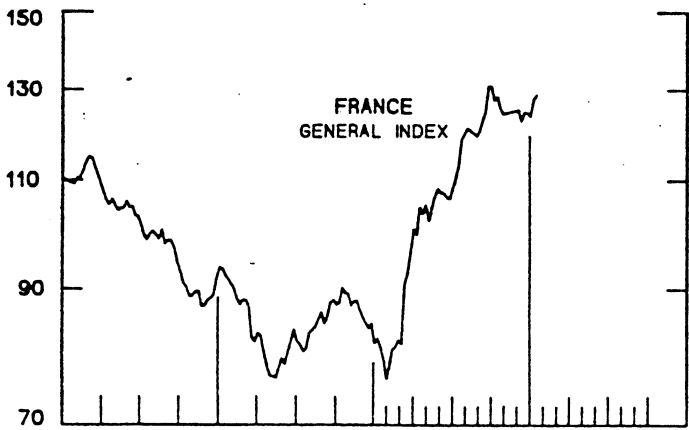
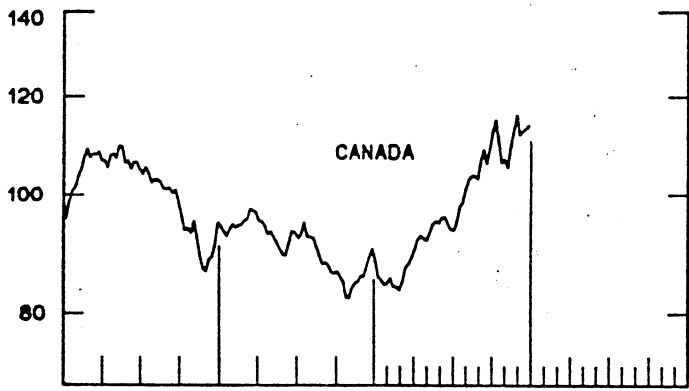
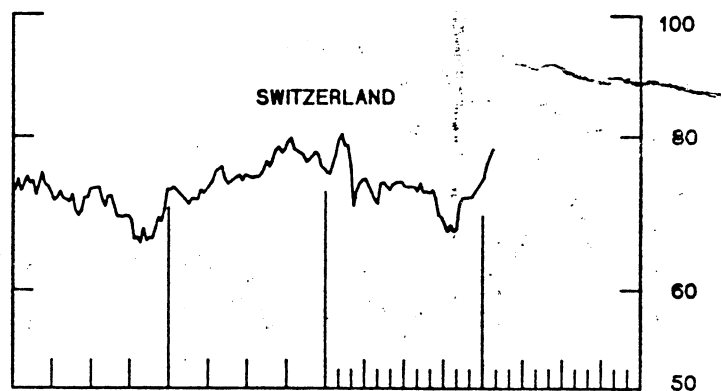
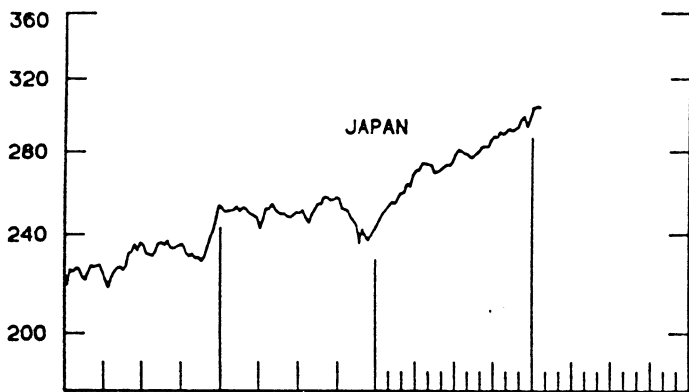
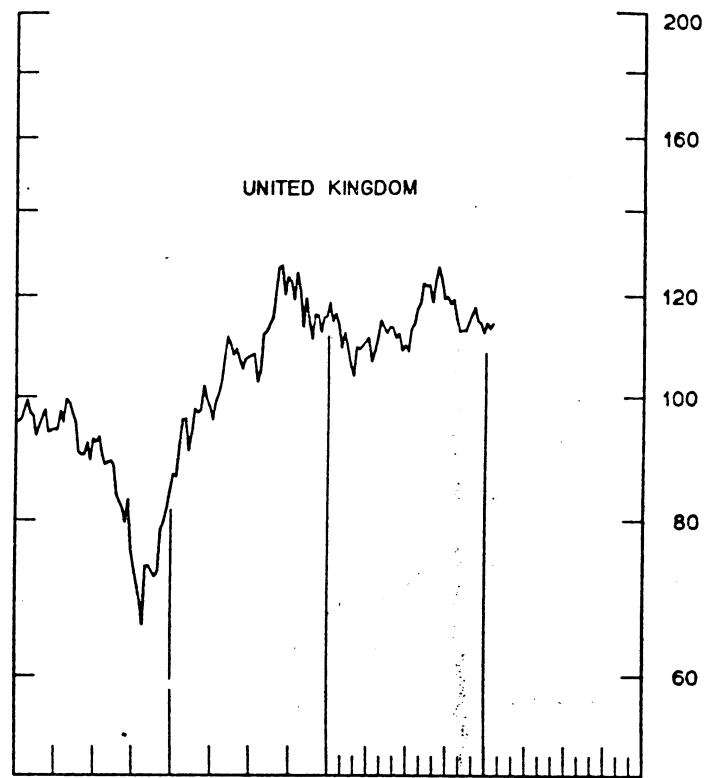
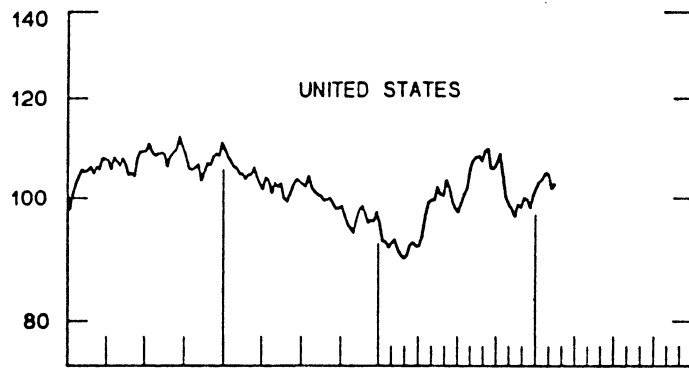


CHART 10  
**INDUSTRIAL STOCK INDICES**  
 WEEKLY SERIES

RATIO SCALE  
 1969=100

RATIO SCALE  
 1969=100



1977

1979

1977

1979

SERIES NAME

LAST VALUE PLOTTED  
DATE VALUE

CHART 1. SPOT EXCHANGE RATES AND INDICES

WEEKLY AVERAGES, NOON BUYING RATES (U.S. CENTS)

GERMAN MARK	FEB. 21	53.89
JAPANESE YEN	FEB. 21	0.49761
DUTCH GUILDER	FEB. 21	49.88
U.K. POUND	FEB. 21	200.42
CANADIAN DOLLAR	FEB. 21	83.68
FRENCH FRANC	FEB. 21	23.36
SWISS FRANC	FEB. 21	59.80
BELGIAN FRANC	FEB. 21	3.41983
ITALIAN LIRA	FEB. 21	0.11894

INDICES, MARCH 1973 BASE RATES = 100

GERMAN MARK	FEB. 21	151.60
JAPANESE YEN	FEB. 21	130.29
DUTCH GUILDER	FEB. 21	143.19
U.K. POUND	FEB. 21	81.06
CANADIAN DOLLAR	FEB. 21	83.41
FRENCH FRANC	FEB. 21	105.27
SWISS FRANC	FEB. 21	192.40
BELGIAN FRANC	FEB. 21	134.76
ITALIAN LIRA	FEB. 21	67.57

WEIGHTED AVERAGE EXCHANGE VALUE INDICES, MAR 1973 = 100  
(G-10 COUNTRIES PLUS SWITZERLAND)

U.S. DOLLAR	FEB. 21	88.27
GERMAN MARK	FEB. 21	146.26
JAPANESE YEN	FEB. 21	120.48
DUTCH GUILDER	FEB. 21	132.16
U.K. POUND	FEB. 21	71.17
CANADIAN DOLLAR	FEB. 21	73.99
FRENCH FRANC	FEB. 21	94.90
SWISS FRANC	FEB. 21	177.21
BELGIAN FRANC	FEB. 21	123.44
ITALIAN LIRA	FEB. 21	58.99
SWEDISH KRONA	FEB. 21	91.65

CHART 2. 3-MONTH FORWARD EXCHANGE RATES, PREMIUM OR DISCOUNT

CANADIAN DOLLAR	FEB. 21	-0.03
U.K. POUND	FEB. 21	-2.47
GERMAN MARK	FEB. 21	7.27
FRENCH FRANC	FEB. 21	2.78
SWISS FRANC	FEB. 21	11.59
DUTCH GUILDER	FEB. 21	4.30
JAPANESE YEN	FEB. 21	7.47
ITALIAN LIRA	FEB. 21	-1.72

SERIES NAME	LAST VALUE PLOTTED	
	DATE	VALUE
CHART 3. GOLD PRICE IN LONDON, AFTERNOON FIXING		
U.S. DOLLARS PER FINE OUNCE	FEB. 21	248.13
CHART 4. CALL MONEY RATES		
U.S. FEDERAL FUNDS	FEB. 21	9.97
OVERNIGHT EURO-DOLLAR DEPOSITS	FEB. 21	10.35
U.K. 2-DAY LOCAL AUTHORITY DEPOSITS	FEB. 16	13.50
CANADA	FEB. 9	10.50
GERMANY	FEB. 16	3.60
EURO-DM	FEB. 9	3.38
JAPAN	FEB. 16	4.25
FRANCE	FEB. 16	7.00
NETHERLANDS	JAN. 19	7.15
EURO-SWISS FRANC	FEB. 9	0.06
CHART 5. 3-MONTH INTEREST RATES		
U.S. 90-DAY CD'S, SECONDARY MARKET	FEB. 21	10.16
GERMAN INTERBANK LOAN	FEB. 21	4.09
JAPANESE BANK LOANS & DISCOUNTS	FEB. 21	4.50
CANADIAN FINANCE PAPER	FEB. 21	10.91
INTERBANK STERLING	FEB. 21	13.19
SWISS INTERBANK LOAN	FEB. 21	0.0
WEIGHTED AVERAGE FOREIGN INTEREST RATE (G-10 COUNTRIES PLUS SWITZERLAND)	FEB. 21	6.48
CHART 6. EURO-DOLLAR DEPOSIT RATES: LONDON		
OVERNIGHT	FEB. 21	10.35
7-DAY	FEB. 21	10.28
1-MONTH	FEB. 21	10.50
3-MONTH	FEB. 21	10.80
6-MONTH	FEB. 21	11.08
1-YEAR	FEB. 21	11.04
CHART 7. SELECTED EURO-DOLLAR AND U.S. MONEY MARKET RATES		
OVERNIGHT EURO-DOLLAR DEPOSITS	FEB. 21	10.35
U.S. FEDERAL FUNDS	FEB. 21	9.97
DIFFERENTIAL ADJ. FOR RESERVE REQUIREMENTS	FEB. 21	0.38
3-MONTH EURO-DOLLAR DEPOSIT RATE	FEB. 21	10.80
U.S. 90-DAY CD'S, SECONDARY MARKET	FEB. 21	10.16
DIFFERENTIAL	FEB. 21	0.64

SERIES NAME

LAST VALUE PLOTTE:  
DATE VALUE

CHART 8. INTEREST ARBITRAGE, 3-MONTH FUNDS

EURO-DOLLAR DEPOSIT	FEB. 21	10.80
INTERBANK STERLING (LONDON), COVERED	FEB. 21	10.72
DIFFERENTIAL	FEB. 21	0.08
U.S. COMMERCIAL PAPER	FEB. 21	9.96
CANADIAN FINANCE PAPER, COVERED	FEB. 21	10.87
DIFFERENTIAL	FEB. 21	-0.92
EURO-DOLLAR DEPOSIT	FEB. 21	10.80
INTERBANK DM (FRANKFURT), COVERED	FEB. 21	11.36
DIFFERENTIAL	FEB. 21	-0.56
EURO-DOLLAR DEPOSIT	FEB. 21	10.80
SWISS INTERBANK, COVERED	FEB. 21	11.59
DIFFERENTIAL	FEB. 21	-0.79

CHART 9. LONG TERM GOVERNMENT BOND YIELDS

UNITED STATES	FEB. 9	9.05
GERMANY	FEB. 9	6.68
JAPAN (MONTHLY)	JAN.	6.12
SWITZERLAND	FEB. 2	3.11
CANADA	FEB. 9	9.86
FRANCE	JAN. 26	9.46
NETHERLANDS	JAN. 19	7.87
UNITED KINGDOM	FEB. 9	12.76

U.S. CORPORATE

AAA BONDS	JAN.	9.25
EURO-DM BONDS	DEC.	6.63
EURO-DOLLAR BONDS	DEC.	8.55

CHART 10. INDUSTRIAL STOCK INDICES

UNITED STATES	FEB. 16	102.71
JAPAN	JAN. 19	303.63
CANADA	DEC. 29	113.81
FRANCE	JAN. 19	128.70
UNITED KINGDOM	JAN. 19	114.08
SWITZERLAND	JAN. 26	78.15
GERMANY	FEB. 9	104.57



# FEDERAL RESERVE statistical release

H.10

FEBRUARY 27, 1979

## FOREIGN EXCHANGE RATES

FOR THE WEEK ENDING FEBRUARY 23, 1979

The Board of Governors of the Federal Reserve System is advised that the Federal Reserve Bank of New York has certified for customs purposes the following noon buying rate in New York City for cable transfers payable in foreign currencies:

COUNTRY	MONETARY UNIT	(RATE U.S. CENTS)				
		FEB. 19	FEB. 20	FEB. 21	FEB. 22	FEB. 23
AUSTRALIA	DOLLAR		113.0200	112.9800	113.0200	112.8000
AUSTRIA	SCHILLING		7.34754	7.35429	7.36377	7.36920
BELGIUM	FRANC		3.41705	3.41647	3.42349	3.42231
CANADA	DOLLAR	H	83.6400	83.6300	83.6470	83.5280
DENMARK	KRONE		19.4212	19.4288	19.4552	19.4401
FINLAND	MARKKA		25.1889	25.1953	25.1953	25.2270
FRANCE	FRANC	O	23.3372	23.3481	23.4110	23.4028
GERMANY	D. MARK		53.8648	53.8387	54.0103	54.0395
INDIA	RUPEE		12.1700	12.1700	12.1700	12.1700
IRELAND	POUND	L	200.4000	200.7200	200.9500	201.2000
ITALY	LIRA		0.11882	0.11881	0.11882	0.11884
JAPAN	YEN		0.49739	0.49542	0.49652	0.49652
MALAYSIA	DOLLAR	I	45.5400	45.5100	45.5370	45.5580
MEXICO	PESO		4.3879	4.3879	4.3898	4.3956
NETHERLANDS	GUILDER		49.8878	49.9002	50.0000	50.0125
NEW ZEALAND	DOLLAR	D	105.2500	105.3500	105.3500	105.3500
NORWAY	KRONE		19.6194	19.6078	19.6309	19.6309
PORTUGAL	ESCUDO		2.1030	2.1053	2.1022	2.1030
SOUTH AFRICA	RAND	A	117.9000	117.9000	117.9000	118.0000
SPAIN	PESETA		1.4438	1.4438	1.4453	1.4463
SRI LANKA	RUPEE		6.4500	6.4500	6.4500	6.4500
SWEDEN	KRONA	Y	22.8964	22.8728	22.9253	22.9305
SWITZERLAND	FRANC		59.7907	59.7193	59.8086	59.9700
UNITED KINGDOM	POUND		200.4000	200.7200	200.9500	201.2000