

S. 446

DATA FILE
LIBRARY
FEDERAL RESERVE BANK
OF CHICAGO

LIBRARY
MAR 2 1979
FEDERAL RESERVE
BANK OF CHICAGO

Selected Interest & Exchange Rates

Weekly Series of Charts

February 20, 1979

Prepared by the
**FINANCIAL MARKETS
SECTION**

**DIVISION OF
INTERNATIONAL FINANCE**

**BOARD OF GOVERNORS
FEDERAL RESERVE SYSTEM
Washington, D.C. 20551**

Table of Contents

TABLES

1. LATEST FIGURES PLOTTED
2. DAILY CERTIFIED SPOT EXCHANGE RATES--
H.10 RELEASE

CHARTS

1. SPOT EXCHANGE RATE INDICES
2. 3-MONTH FORWARD EXCHANGE RATES
3. GOLD PRICE--LONDON
4. CALL MONEY RATES
5. 3-MONTH INTEREST RATES
6. EURO-DOLLAR DEPOSIT RATES
7. SELECTED EURO-DOLLAR AND
U.S. MONEY MARKET RATES
8. INTEREST ARBITRAGE: 3-MONTH FUNDS
9. LONG-TERM GOVERNMENT BOND YIELDS
10. INDUSTRIAL STOCK INDICES

SUBSCRIPTION RATES:

Weekly \$15.00 per year or \$.40 each in the United States, its possessions, Canada, and Mexico; 10 or more of the same issue to one address, \$13.50 per year or \$.35 each. Elsewhere, \$20.00 per year or \$.50 each. Address requests to Publications Services, Division of Administrative Services, and make payment remittance payable to the order of the Board of Governors of the Federal Reserve System in a form collectible at par in U.S. Currency.

SPOT EXCHANGE INDICES

DOLLAR PRICES OF FOREIGN CURRENCIES AND WEIGHTED AVERAGE VALUES (THIN LINE)
AVERAGES FOR WEEK ENDING WEDNESDAY

RATIO SCALE
MARCH 1973=100

RATIO SCALE
MARCH 1973=100

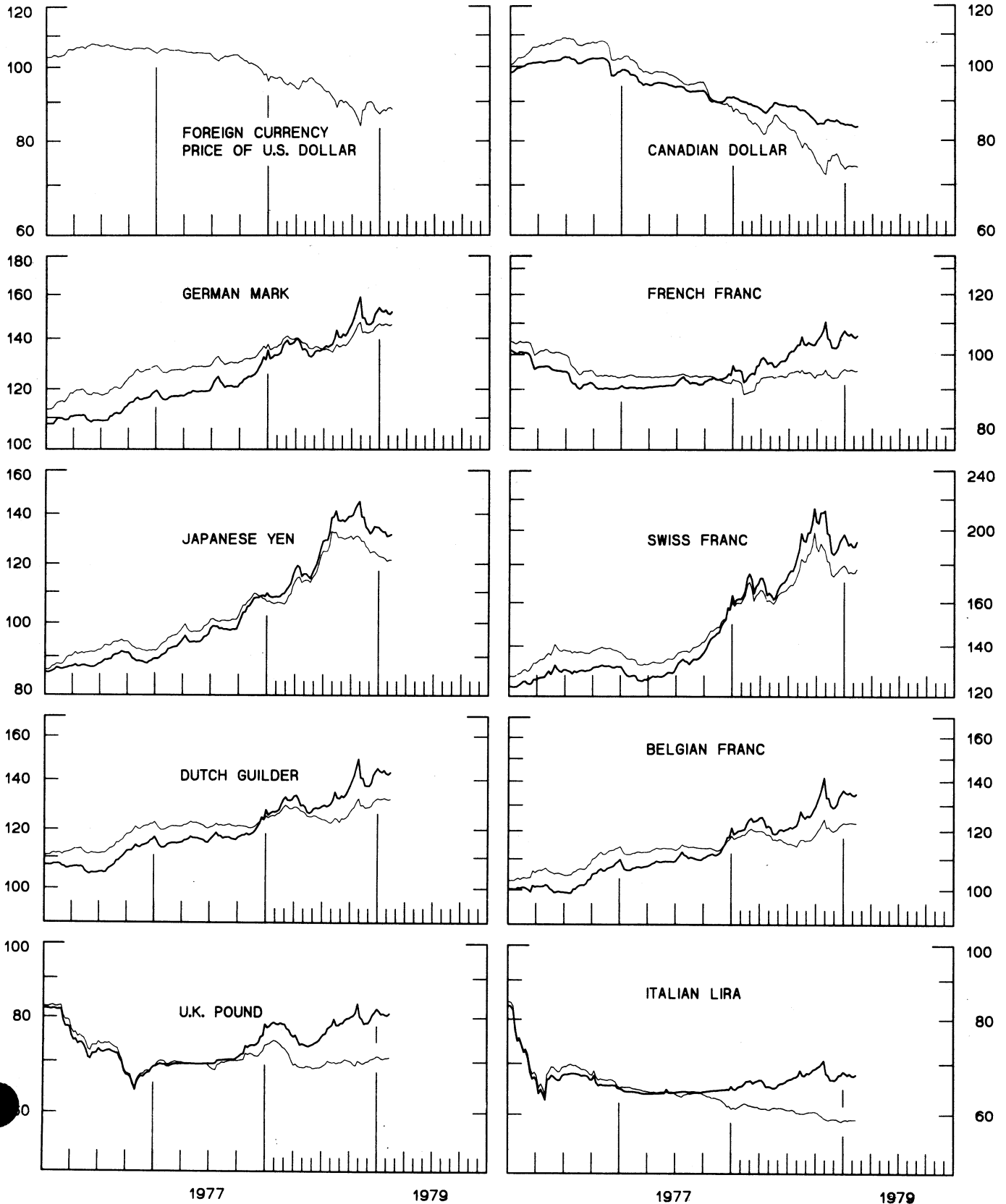
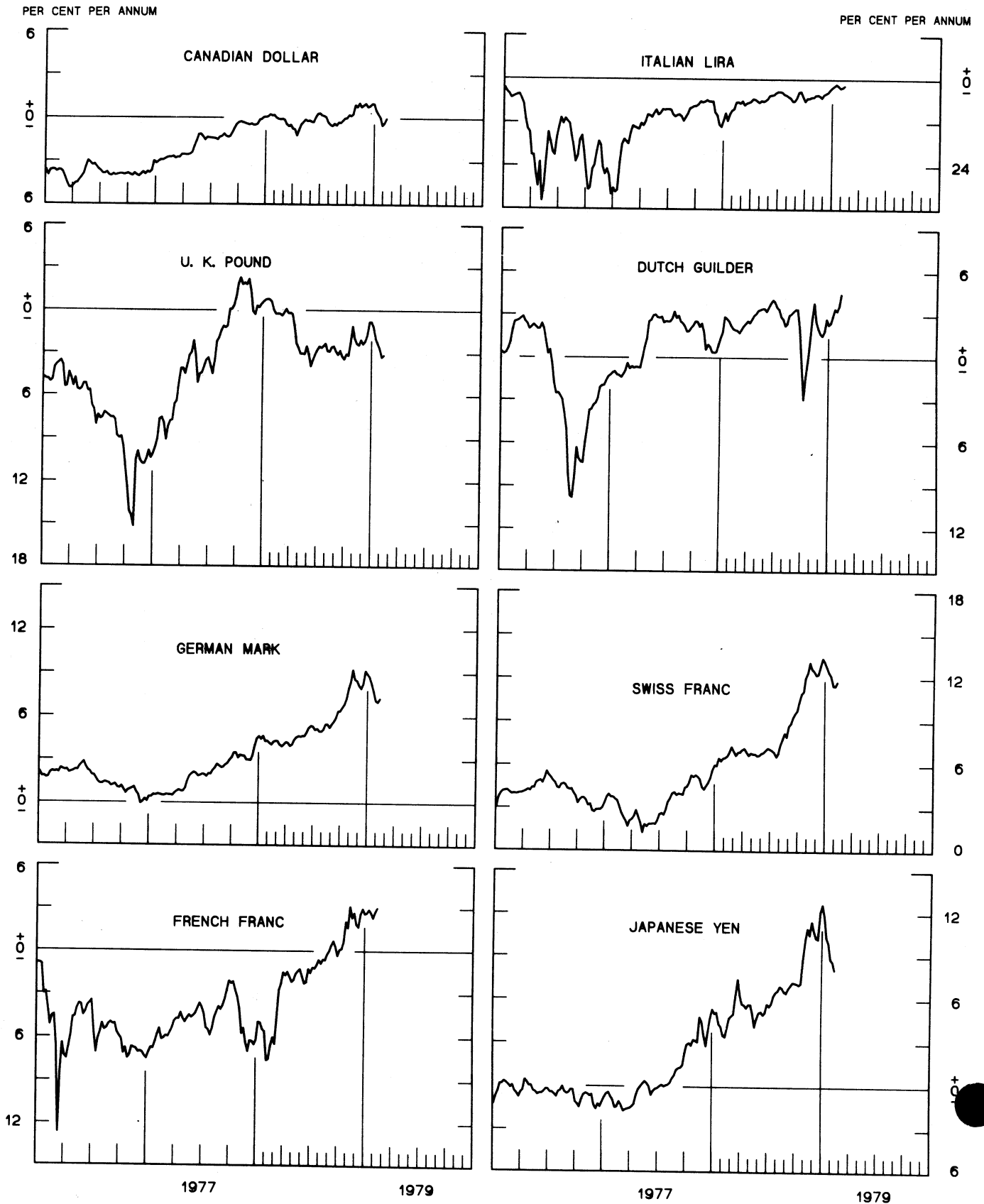


CHART 2 3-MONTH FORWARD EXCHANGE RATES

PREMIUM (+) OR (-)
AVERAGES FOR WEEK ENDING WEDNESDAY

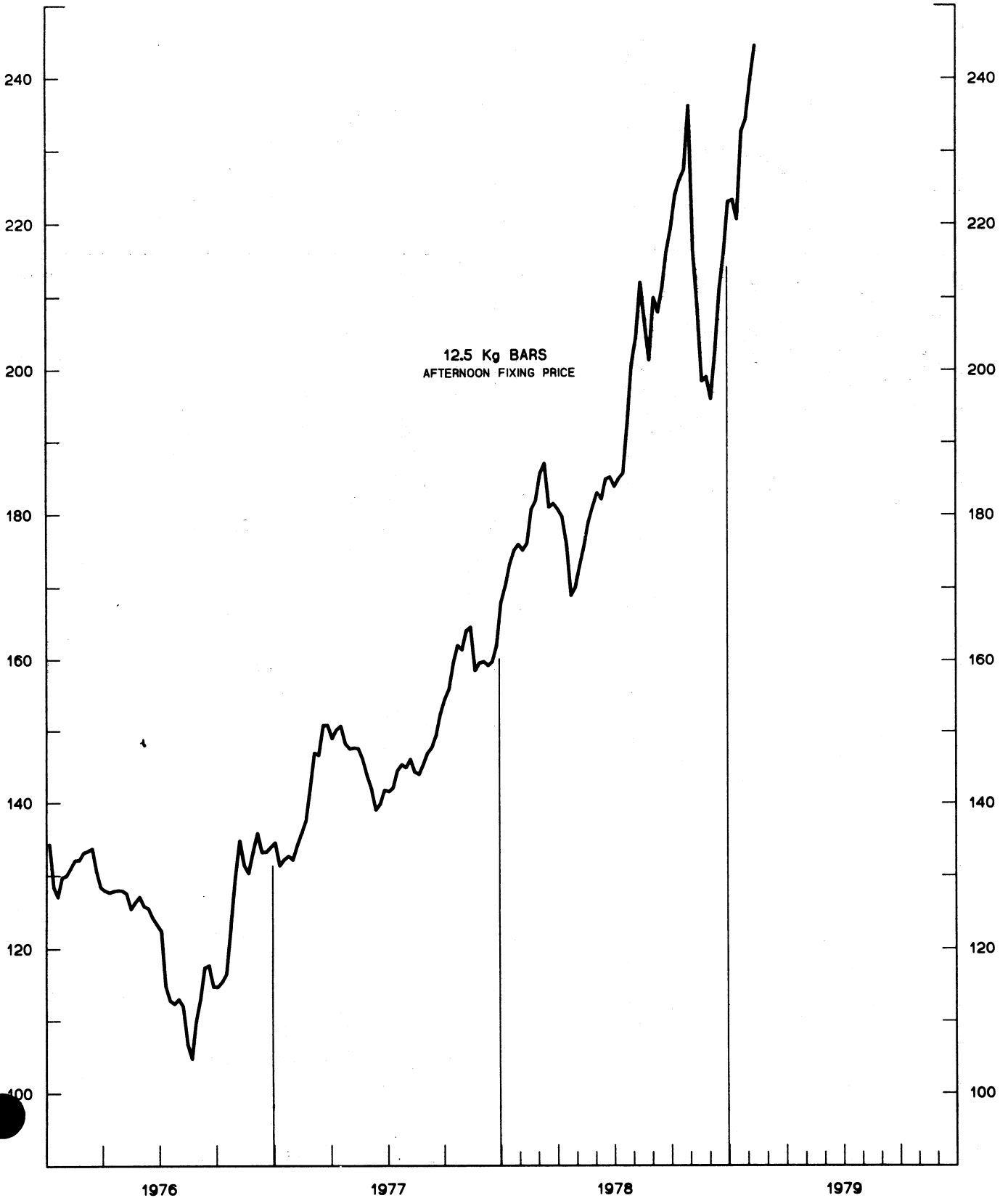


PRICE OF GOLD IN LONDON

AVERAGES FOR WEEK ENDING WEDNESDAY

U.S. DOLLARS PER FINE OUNCE

U.S. DOLLARS PER FINE OUNCE

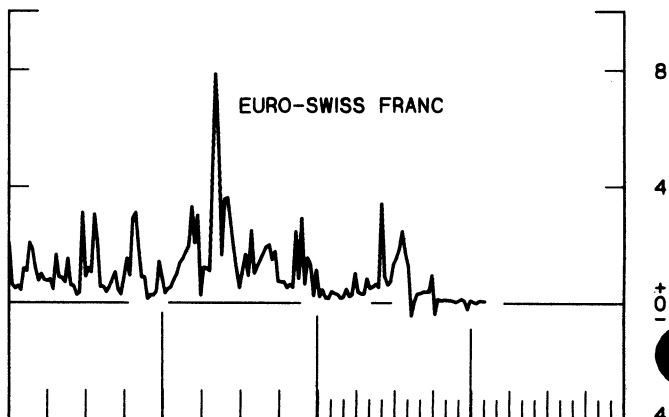
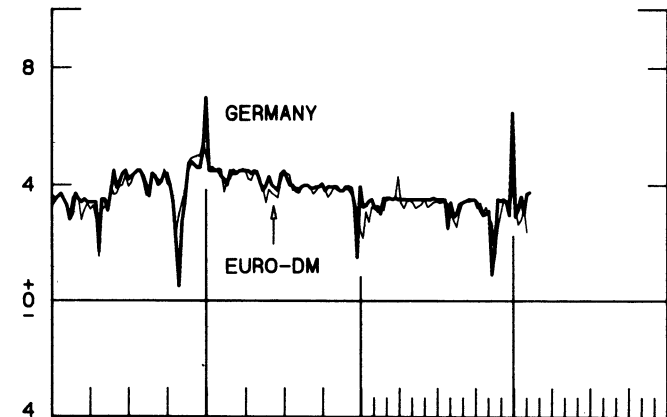
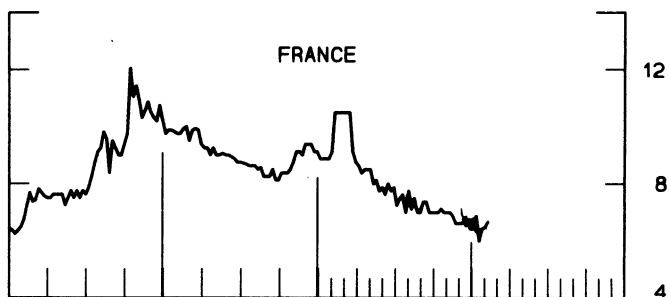
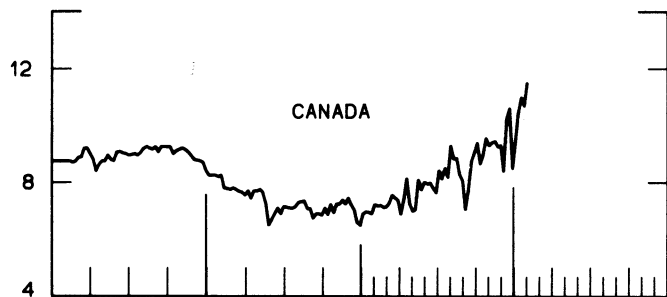
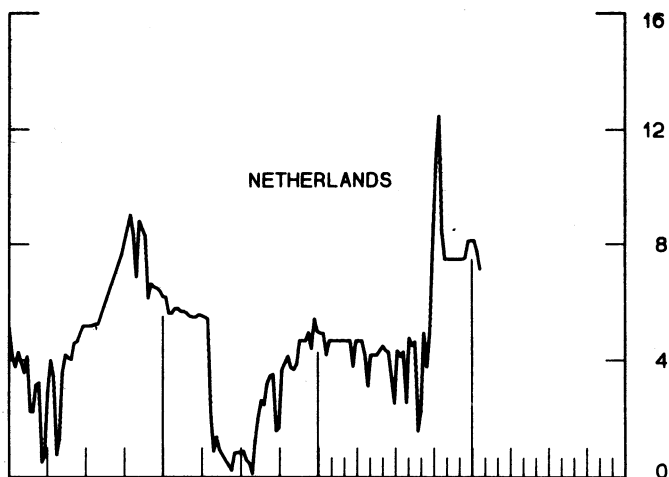
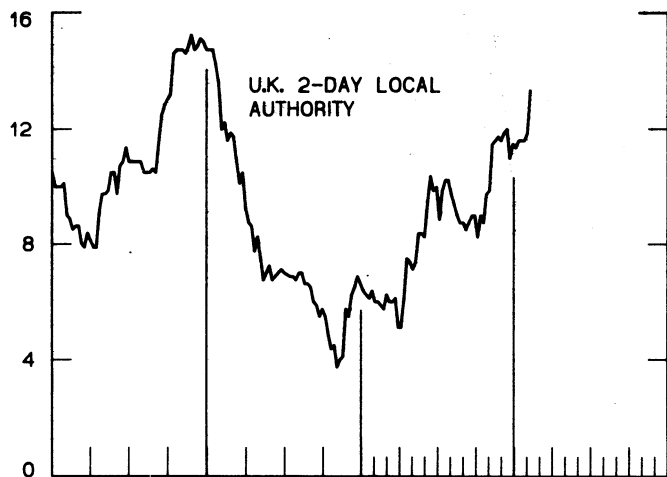
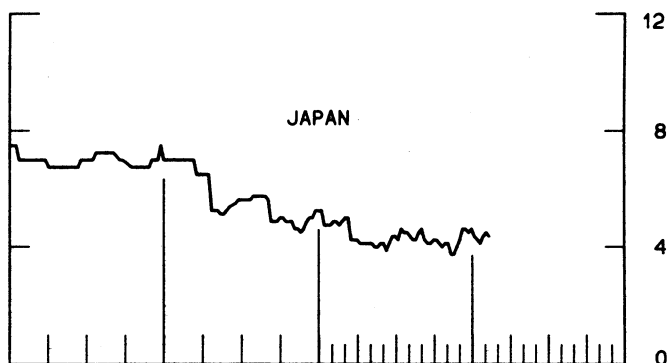
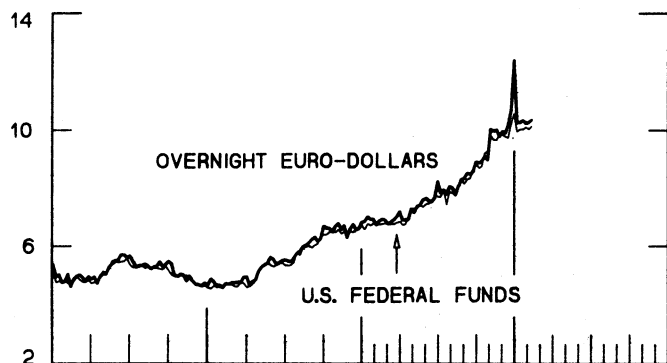


12.5 Kg BARS
AFTERNOON FIXING PRICE

CHART 4
CALL MONEY RATES
 WEEKLY SERIES

PER CENT PER ANNUM

PER CENT PER ANNUM



1977

1979

1977

1979

CHART 5
3-MONTH INTEREST RATES
 WEEKLY SERIES

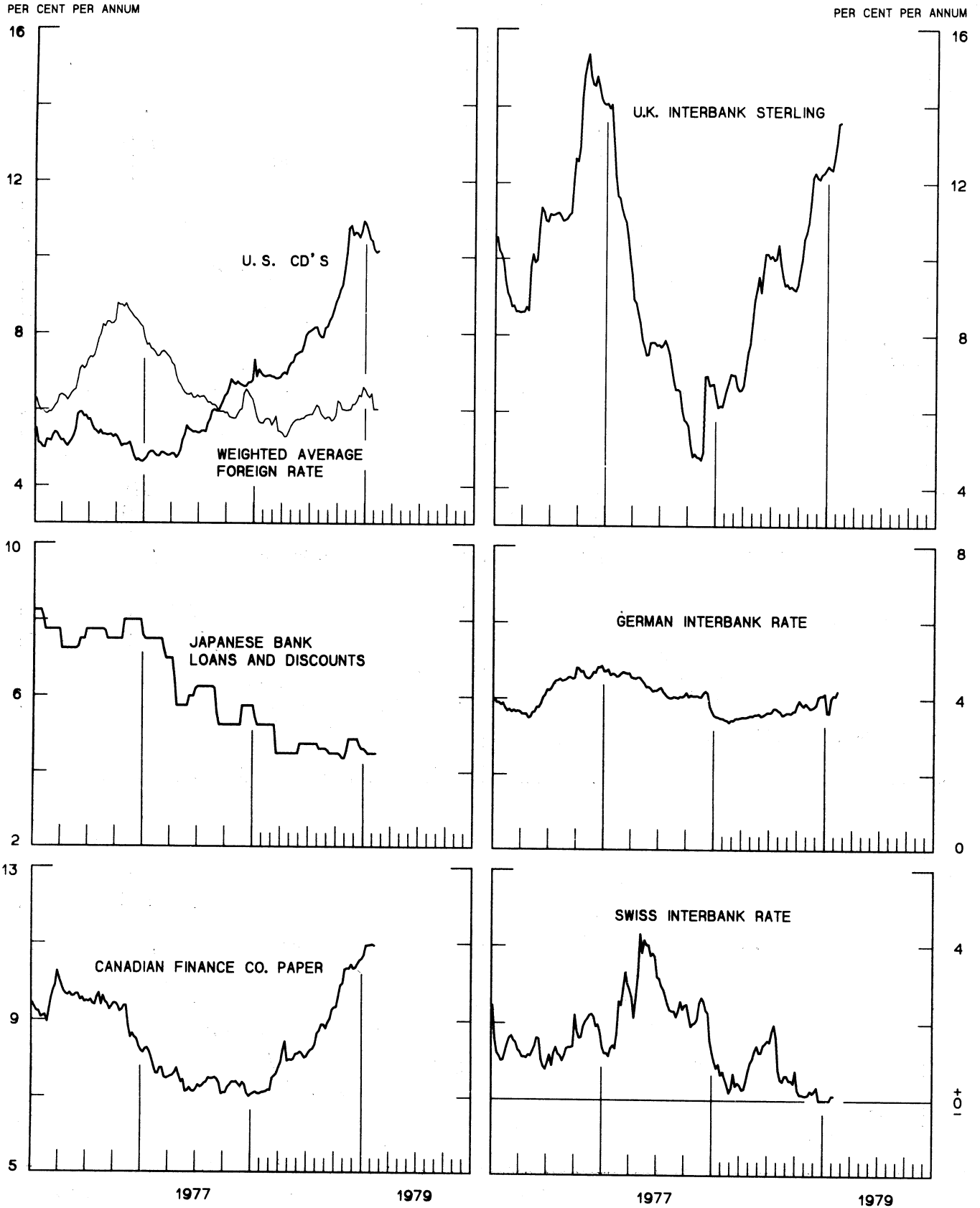


CHART 6
EURO-DOLLAR DEPOSIT RATES LONDON
AVERAGES FOR WEEK ENDING WEDNESDAY

PER CENT PER ANNUM

PER CENT PER ANNUM

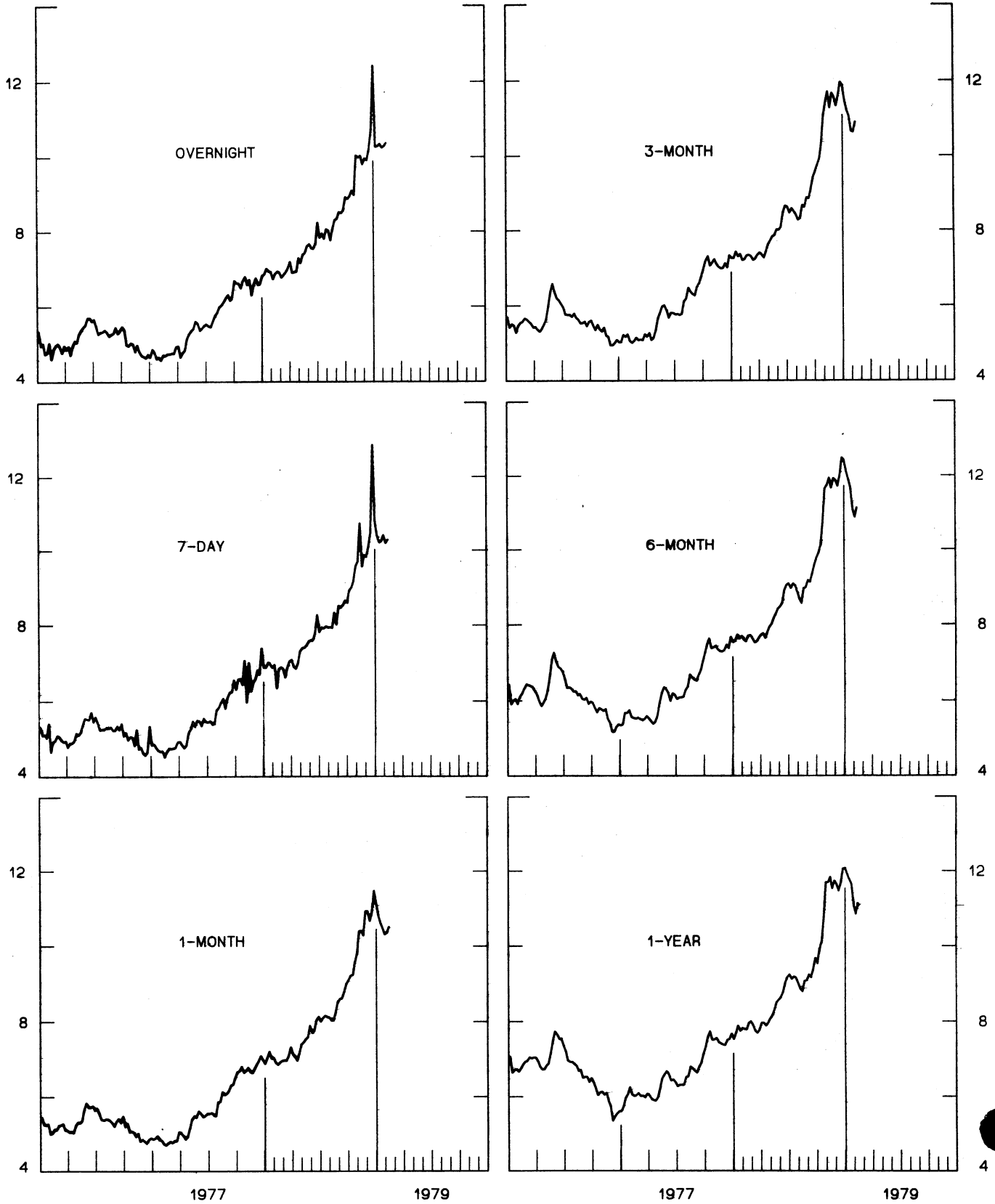
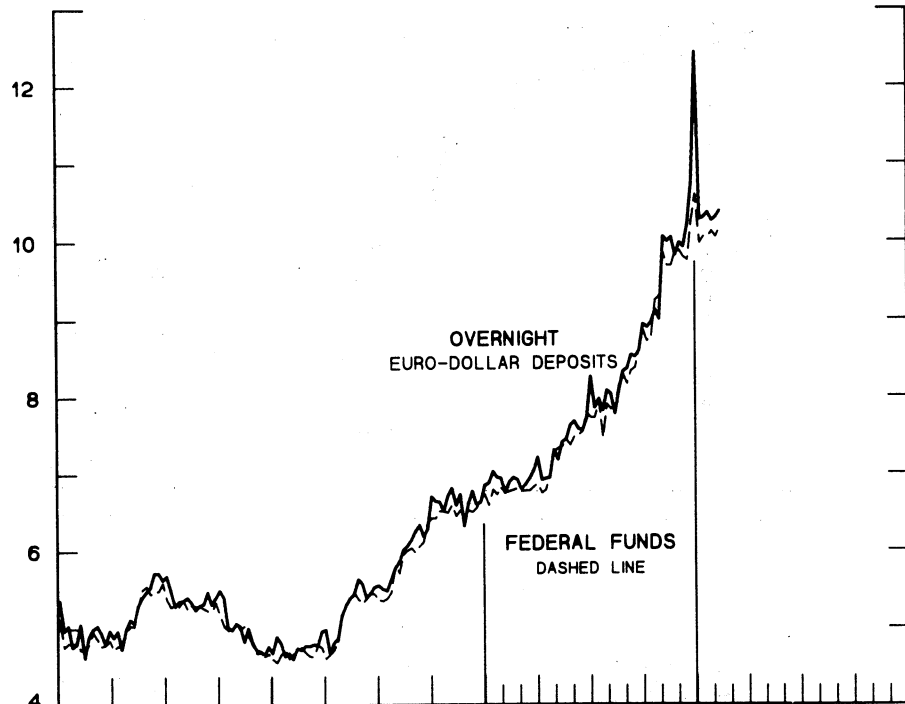
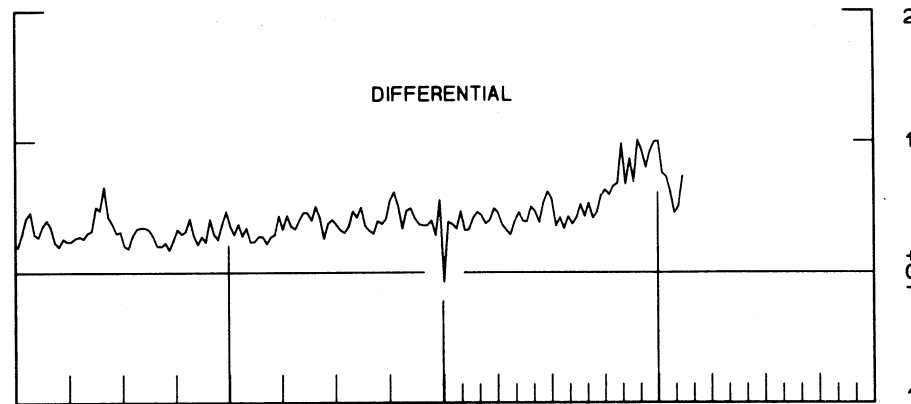
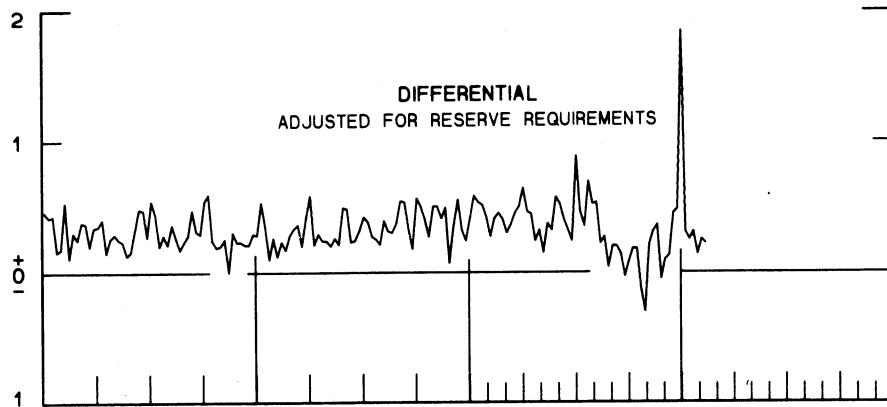
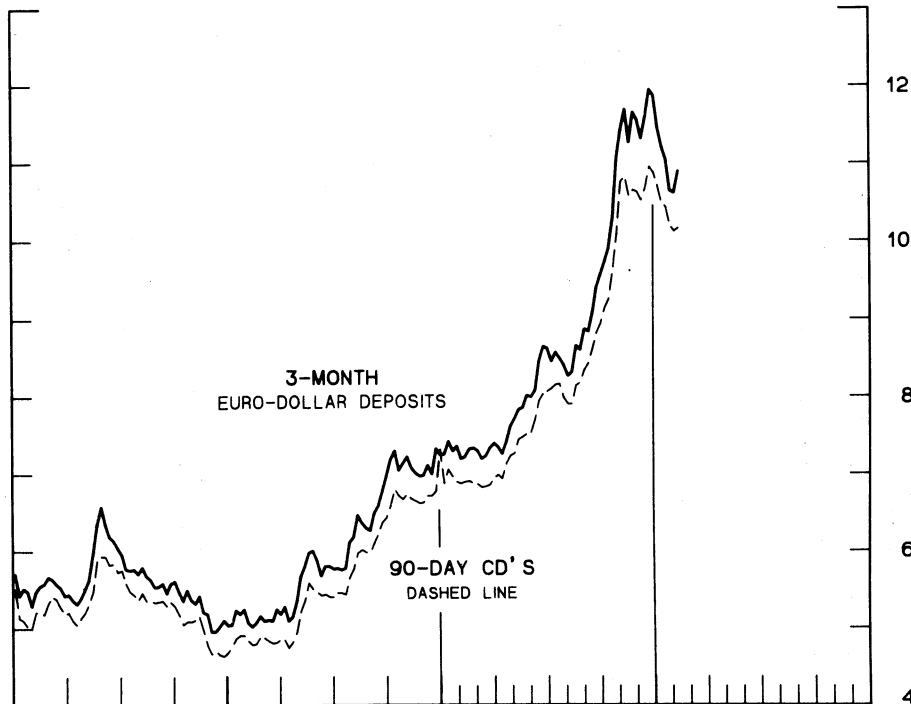


CHART 7
SELECTED EURO-DOLLAR AND U. S. MONEY MARKET RATES
 AVERAGES FOR WEEK ENDING WEDNESDAY

PER CENT PER ANNUM



PER CENT PER ANNUM



1977

1979

1977

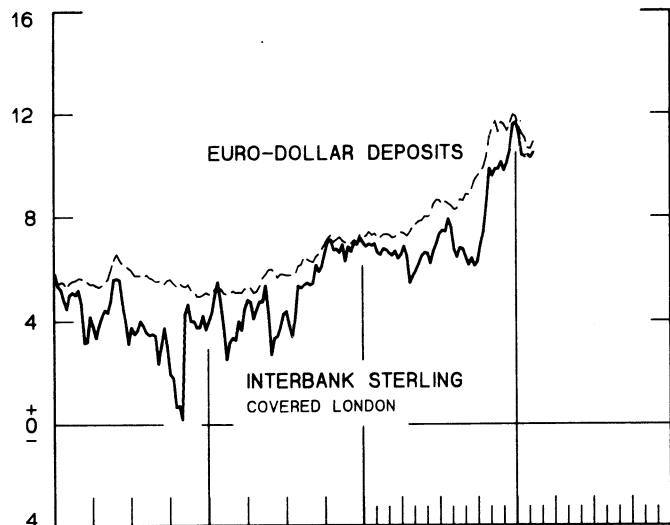
1979

FAVORS BORROWING IN U. S. IF POSITIVE

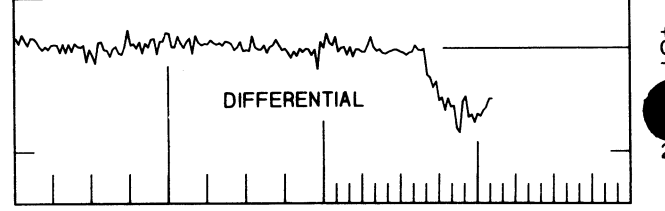
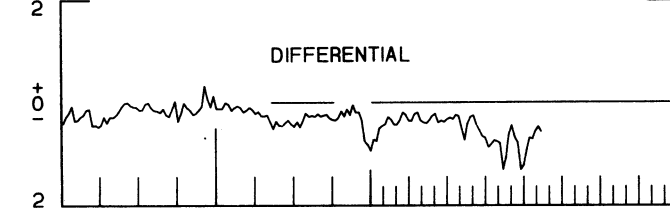
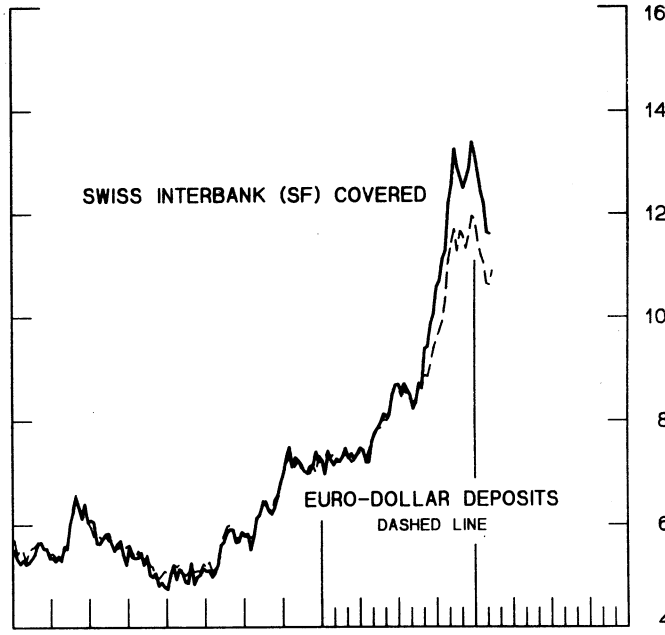
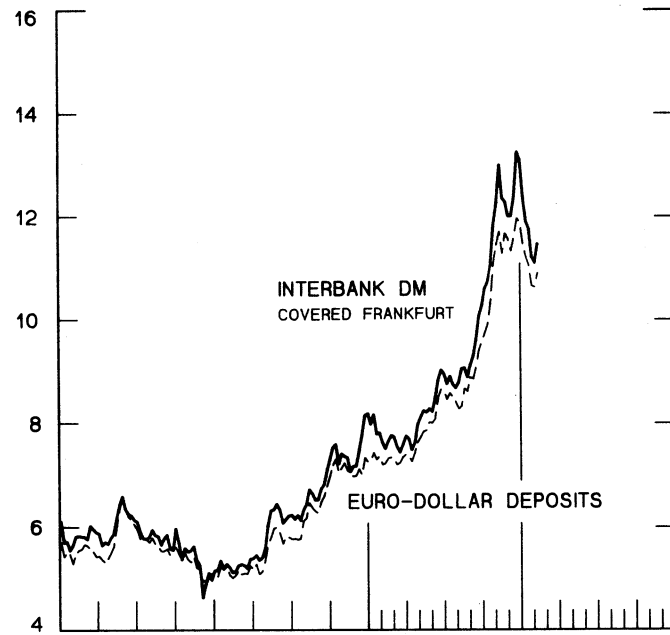
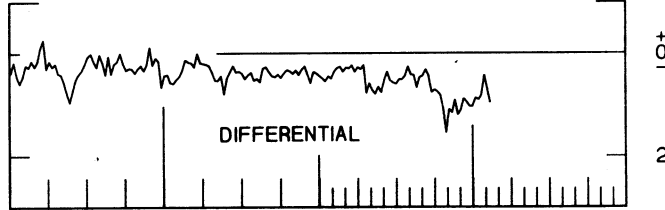
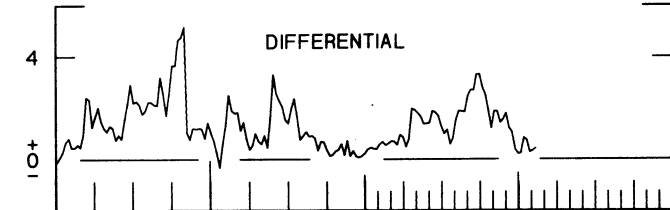
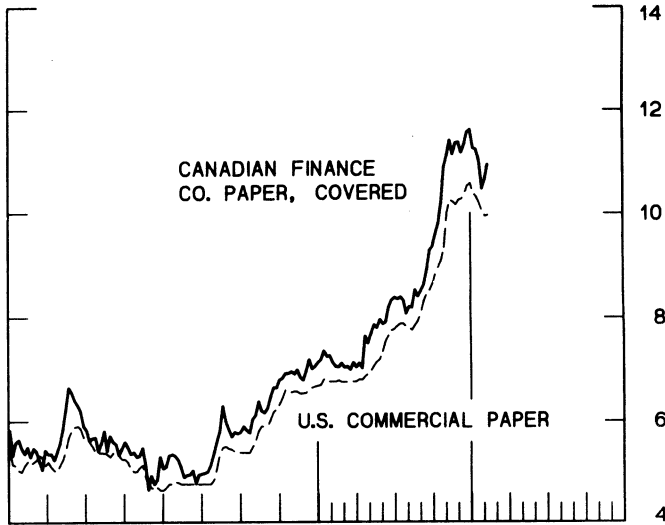
INTEREST ARBITRAGE: 3-MONTH FUNDS

DIFFERENTIAL: PLUS(+), INDICATES FAVOR DOLLAR ASSETS
AVERAGES FOR WEEK ENDING WEDNESDAY

PER CENT PER ANNUM



PER CENT PER ANNUM



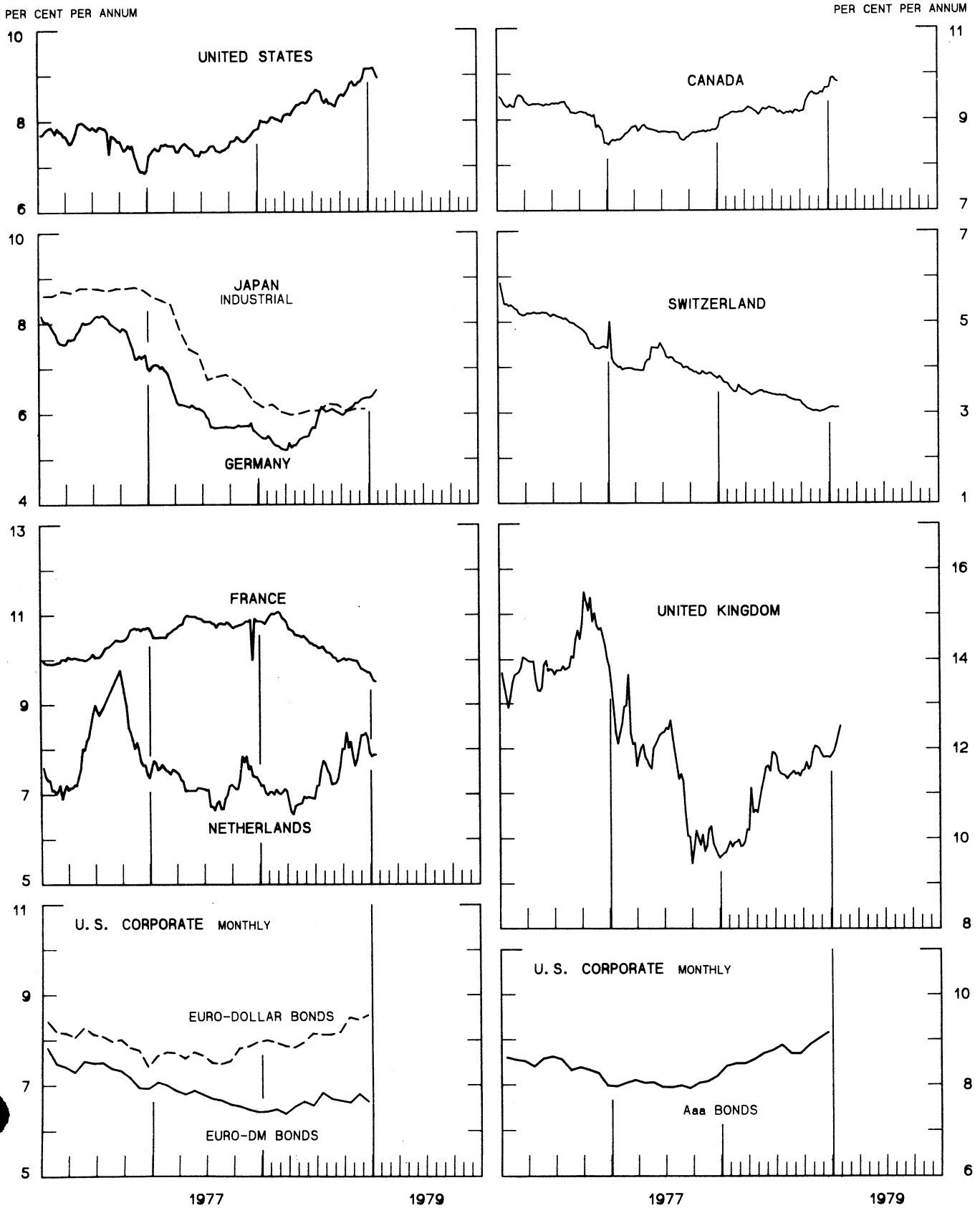
1977

1979

1977

1979

CHART 9
LONG-TERM GOVERNMENT BOND YIELDS
 WEEKLY SERIES

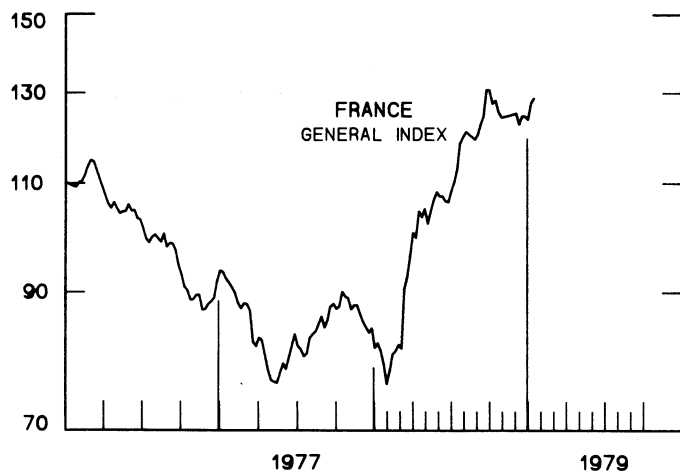
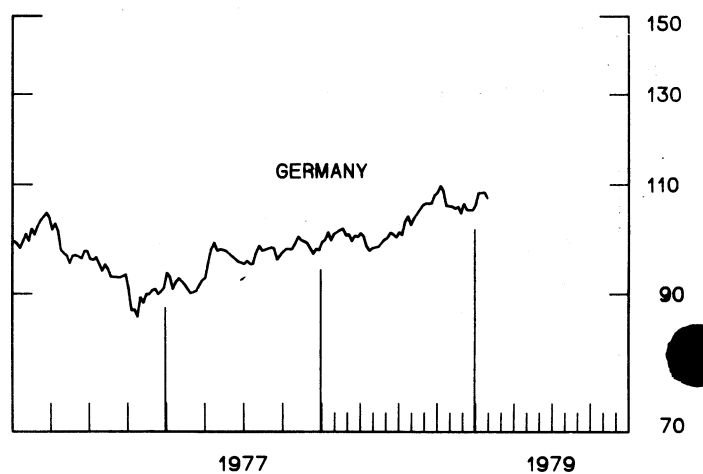
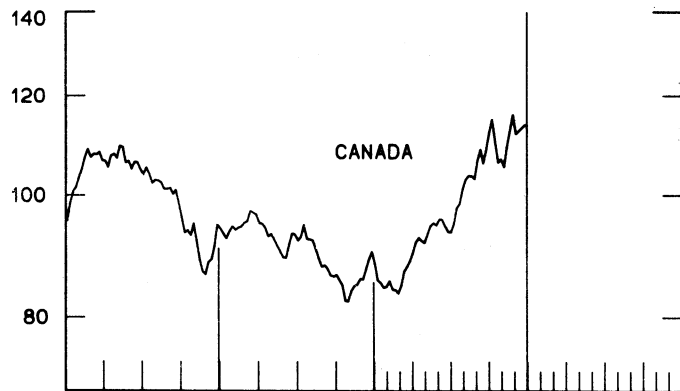
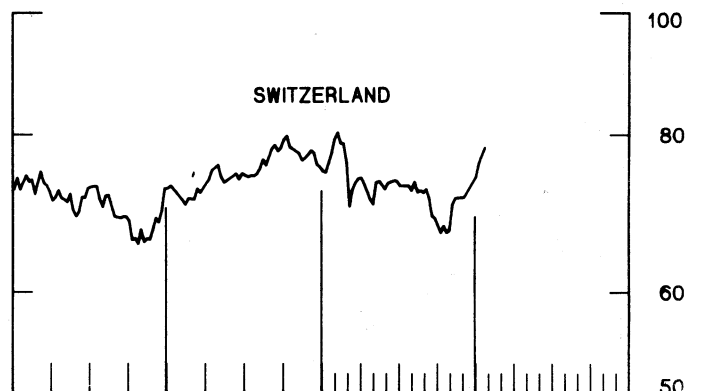
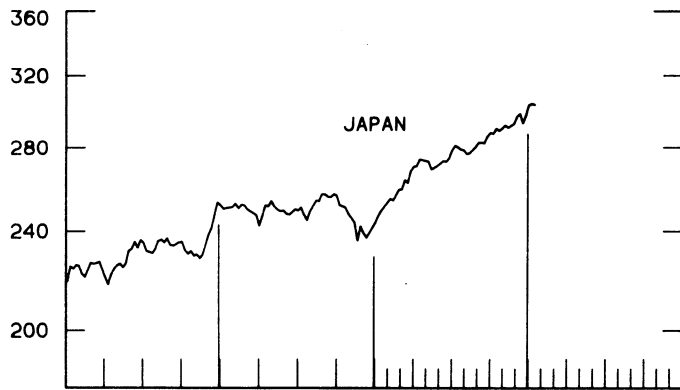
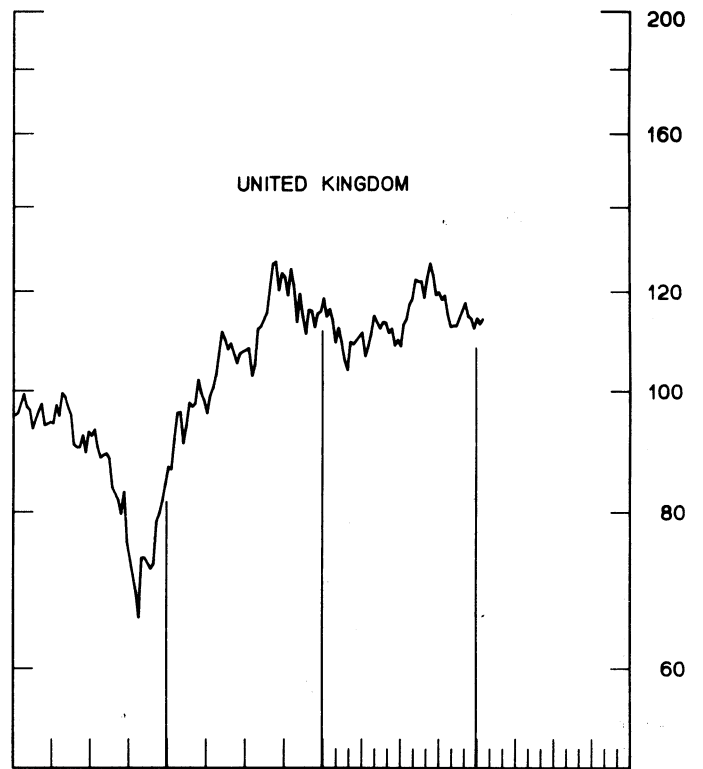
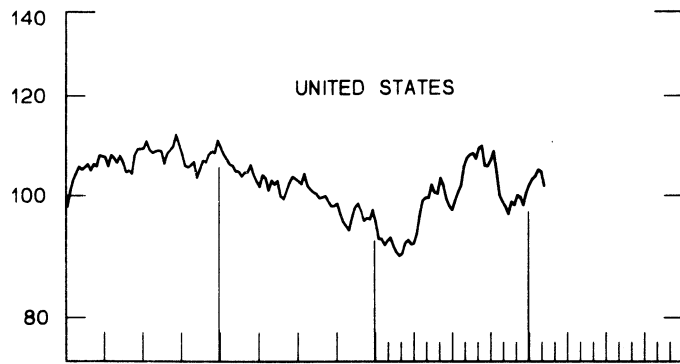


INDUSTRIAL STOCK INDICES

WEEKLY SERIES

RATIO SCALE
1969=100

RATIO SCALE
1969=100



1977

1979

1977

1979

SERIES NAME

LAST VALUE PLOTTED
DATE VALUE

CHART 1. SPOT EXCHANGE RATES AND INDICES

WEEKLY AVERAGES, NOON BUYING RATES (U.S. CENTS)

GERMAN MARK	FEB. 14	53.98
JAPANESE YEN	FEB. 14	0.50215
DUTCH GUILDER	FEB. 14	49.93
U.K. POUND	FEB. 14	200.39
CANADIAN DOLLAR	FEB. 14	83.71
FRENCH FRANC	FEB. 14	23.47
SWISS FRANC	FEB. 14	60.01
BELGIAN FRANC	FEB. 14	3.41882
ITALIAN LIRA	FEB. 14	0.11934

INDICES, MARCH 1973 BASE RATES = 100

GERMAN MARK	FEB. 14	151.85
JAPANESE YEN	FEB. 14	131.48
DUTCH GUILDER	FEB. 14	143.35
U.K. POUND	FEB. 14	81.05
CANADIAN DOLLAR	FEB. 14	83.43
FRENCH FRANC	FEB. 14	105.78
SWISS FRANC	FEB. 14	193.06
BELGIAN FRANC	FEB. 14	134.72
ITALIAN LIRA	FEB. 14	67.79

WEIGHTED AVERAGE EXCHANGE VALUE INDICES, MAR 1973 = 100
(G-10 COUNTRIES PLUS SWITZERLAND)

U.S. DOLLAR	FEB. 14	88.02
GERMAN MARK	FEB. 14	146.16
JAPANESE YEN	FEB. 14	121.41
DUTCH GUILDER	FEB. 14	132.02
U.K. POUND	FEB. 14	70.98
CANADIAN DOLLAR	FEB. 14	73.83
FRENCH FRANC	FEB. 14	95.19
SWISS FRANC	FEB. 14	177.44
BELGIAN FRANC	FEB. 14	123.12
ITALIAN LIRA	FEB. 14	59.06
SWEDISH KRONA	FEB. 14	91.60

CHART 2. 3-MONTH FORWARD EXCHANGE RATES, PREMIUM OR DISCOUNT

CANADIAN DOLLAR	FEB. 14	-0.02
U.K. POUND	FEB. 14	-3.12
GERMAN MARK	FEB. 14	7.25
FRENCH FRANC	FEB. 14	3.03
SWISS FRANC	FEB. 14	11.77
DUTCH GUILDER	FEB. 14	4.51
JAPANESE YEN	FEB. 14	8.09
ITALIAN LIRA	FEB. 14	-1.72

LAST VALUE PLOTTED
DATE VALUE

SERIES NAME

CHART 3. GOLD PRICE IN LONDON, AFTERNOON FIXING

U.S. DOLLARS PER FINE OUNCE FEB. 14 244.55

CHART 4. CALL MONEY RATES

U.S. FEDERAL FUNDS	FEB. 14	10.16
OVERNIGHT EURO-DOLLAR DEPOSITS	FEB. 14	10.38
U.K. 2-DAY LOCAL AUTHORITY DEPOSITS	FEB. 9	13.38
CANADA	FEB. 2	11.50
GERMANY	FEB. 9	3.75
EURO-DM	FEB. 2	2.36
JAPAN	FEB. 9	4.38
FRANCE	FEB. 9	6.69
NETHERLANDS	JAN. 19	7.15
EURO-SWISS FRANC	FEB. 2	0.05

CHART 5. 3-MONTH INTEREST RATES

U.S. 90-DAY CD'S, SECONDARY MARKET	FEB. 14	10.17
GERMAN INTERBANK LOAN	FEB. 14	4.22
JAPANESE BANK LOANS & DISCOUNTS	FEB. 14	4.50
CANADIAN FINANCE PAPER	FEB. 14	10.95
INTERBANK STERLING	FEB. 14	13.60
SWISS INTERBANK LOAN	FEB. 14	UND
WEIGHTED AVERAGE FOREIGN INTEREST RATE (G-10 COUNTRIES PLUS SWITZERLAND)	FEB. 14	6.02

CHART 6. EURO-DOLLAR DEPOSIT RATES: LONDON

OVERNIGHT	FEB. 14	10.38
7-DAY	FEB. 14	10.30
1-MONTH	FEB. 14	10.51
3-MONTH	FEB. 14	10.90
6-MONTH	FEB. 14	11.13
1-YEAR	FEB. 14	11.14

CHART 7. SELECTED EURO-DOLLAR AND U.S. MONEY MARKET RATES

OVERNIGHT EURO-DOLLAR DEPOSITS	FEB. 14	10.38
U.S. FEDERAL FUNDS	FEB. 14	10.16
DIFFERENTIAL ADJ. FOR RESERVE REQUIREMENTS	FEB. 14	0.22
3-MONTH EURO-DOLLAR DEPOSIT RATE	FEB. 14	10.90
U.S. 90-DAY CD'S, SECONDARY MARKET	FEB. 14	10.17
DIFFERENTIAL	FEB. 14	0.7

SERIES NAME

LAST VALUE PLOTTED
DATE VALUE

CHART 8. INTEREST ARBITRAGE, 3-MONTH FUNDS

EURO-DOLLAR DEPOSIT	FEB. 14	10.90
INTERBANK STERLING (LONDON), COVERED	FEB. 14	10.48
DIFFERENTIAL	FEB. 14	0.43
U.S. COMMERCIAL PAPER	FEB. 14	9.96
CANADIAN FINANCE PAPER, COVERED	FEB. 14	10.93
DIFFERENTIAL	FEB. 14	-0.97
EURO-DOLLAR DEPOSIT	FEB. 14	10.90
INTERBANK DM (FRANKFURT), COVERED	FEB. 14	11.47
DIFFERENTIAL	FEB. 14	-0.57
EURO-DOLLAR DEPOSIT	FEB. 14	10.90
SWISS INTERBANK, COVERED	FEB. 14	11.77
DIFFERENTIAL	FEB. 14	-0.87

CHART 9. LONG TERM GOVERNMENT BOND YIELDS

UNITED STATES	FEB. 2	8.94
GERMANY	JAN. 26	6.52
JAPAN (MONTHLY)	DEC.	6.10
SWITZERLAND	FEB. 2	3.11
CANADA	FEB. 2	9.82
FRANCE	JAN. 19	9.50
NETHERLANDS	JAN. 19	7.87
UNITED KINGDOM	FEB. 2	12.50
U.S. CORPORATE		
AAA BONDS	DEC.	9.16
EURO-DM BONDS	DEC.	6.63
EURO-DOLLAR BONDS	DEC.	8.55

CHART 10. INDUSTRIAL STOCK INDICES

UNITED STATES	FEB. 9	101.84
JAPAN	JAN. 19	303.63
CANADA	DEC. 29	113.81
FRANCE	JAN. 19	128.70
UNITED KINGDOM	JAN. 19	114.08
SWITZERLAND	JAN. 26	78.15
GERMANY	FEB. 2	107.28



H.10

FEBRUARY 21, 1979

FOREIGN EXCHANGE RATES

FOR THE WEEK ENDING FEBRUARY 16, 1979

The Board of Governors of the Federal Reserve System is advised that the Federal Reserve Bank of New York has certified for customs purposes the following noon buying rate in New York City for cable transfers payable in foreign currencies:

COUNTRY	MONETARY UNIT		(RATE U.S. CENTS)				
			FEB. 12	FEB. 13	FEB. 14	FEB. 15	FEB. 16
AUSTRALIA	DOLLAR			113.2000	113.2300	113.1000	113.2000
AUSTRIA	SCHILLING			7.32601	7.35565	7.36241	7.36648
BELGIUM	FRANC			3.41180	3.41297	3.42466	3.42114
CANADA	DOLLAR	H		83.7900	83.7900	83.7500	83.7200
DENMARK	KRONE			19.3986	19.4439	19.4647	19.4458
FINLAND	MARKKA			25.1414	25.1731	25.2239	25.2175
FRANCE	FRANC	O		23.4192	23.3918	23.3973	23.3590
GERMANY	D. MARK			53.8213	53.8416	53.9665	53.8938
INDIA	RUPEE			12.1600	12.1600	12.1600	12.1700
IRELAND	POUND	L		200.3500	200.5000	200.3500	200.2000
ITALY	LIRA			0.11905	0.11891	0.11915	0.11898
JAPAN	YEN			0.50075	0.49900	0.49938	0.49826
MALAYSIA	DOLLAR	I		45.4500	45.5100	45.5700	45.6200
MEXICO	PESO			4.4014	4.3956	4.3898	4.3879
NETHERLANDS	GUILDER			49.8008	49.7760	49.9002	49.8256
NEW ZEALAND	DOLLAR	D		105.2500	105.4000	105.2000	105.3500
NORWAY	KRONE			19.6194	19.6444	19.6599	19.6271
PORTUGAL	ESCUDO			2.1075	2.1030	2.1053	2.1053
SOUTH AFRICA	RAND	A		116.9000	116.9000	116.9000	117.1500
SPAIN	PESETA			1.4449	1.4455	1.4463	1.4459
SRI LANKA	RUPEE			6.4450	6.4450	6.4450	6.4500
SWEDEN	KRONA	Y		22.8781	22.9016	22.9279	22.8964
SWITZERLAND	FRANC			59.9341	59.6588	59.9880	59.7193
UNITED KINGDOM	POUND			200.3500	200.5000	200.3500	200.2000