

DATA FILE  
LIBRARY  
FEDERAL RESERVE BANK  
OF CHICAGO

S-44D  
LIBRARY  
FEB 12 1979  
FEDERAL RESERVE  
BANK OF CHICAGO

# Selected Interest & Exchange Rates

## Weekly Series of Charts

February 5, 1979

Prepared by the  
FINANCIAL MARKETS  
SECTION

DIVISION OF  
INTERNATIONAL FINANCE

BOARD OF GOVERNORS  
FEDERAL RESERVE SYSTEM  
Washington, D.C. 20551

---

# Table of Contents

## **TABLES**

1. LATEST FIGURES PLOTTED
2. DAILY CERTIFIED SPOT EXCHANGE RATES--H.10 RELEASE

## **CHARTS**

1. SPOT EXCHANGE RATE INDICES
2. 3-MONTH FORWARD EXCHANGE RATES
3. GOLD PRICE--LONDON
4. CALL MONEY RATES
5. 3-MONTH INTEREST RATES
6. EURO-DOLLAR DEPOSIT RATES
7. SELECTED EURO-DOLLAR AND U.S. MONEY MARKET RATES
8. INTEREST ARBITRAGE: 3-MONTH FUNDS
9. LONG-TERM GOVERNMENT BOND YIELDS
10. INDUSTRIAL STOCK INDICES

## **SUBSCRIPTION RATES:**

Weekly \$15.00 per year or \$.40 each in the United States, its possessions, Canada, and Mexico; 10 or more of the same issue to one address, \$13.50 per year or \$.35 each. Elsewhere, \$20.00 per year or \$.50 each. Address requests to Publications Services, Division of Administrative Services, and make payment remittance payable to the order of the Board of Governors of the Federal Reserve System in a form collectible at par in U.S. Currency.

# SPOT EXCHANGE INDICES

DOLLAR PRICES OF FOREIGN CURRENCIES AND WEIGHTED AVERAGE VALUES (THIN LINE)  
AVERAGES FOR WEEK ENDING WEDNESDAY

RATIO SCALE  
MARCH 1973=100

RATIO SCALE  
MARCH 1973=100

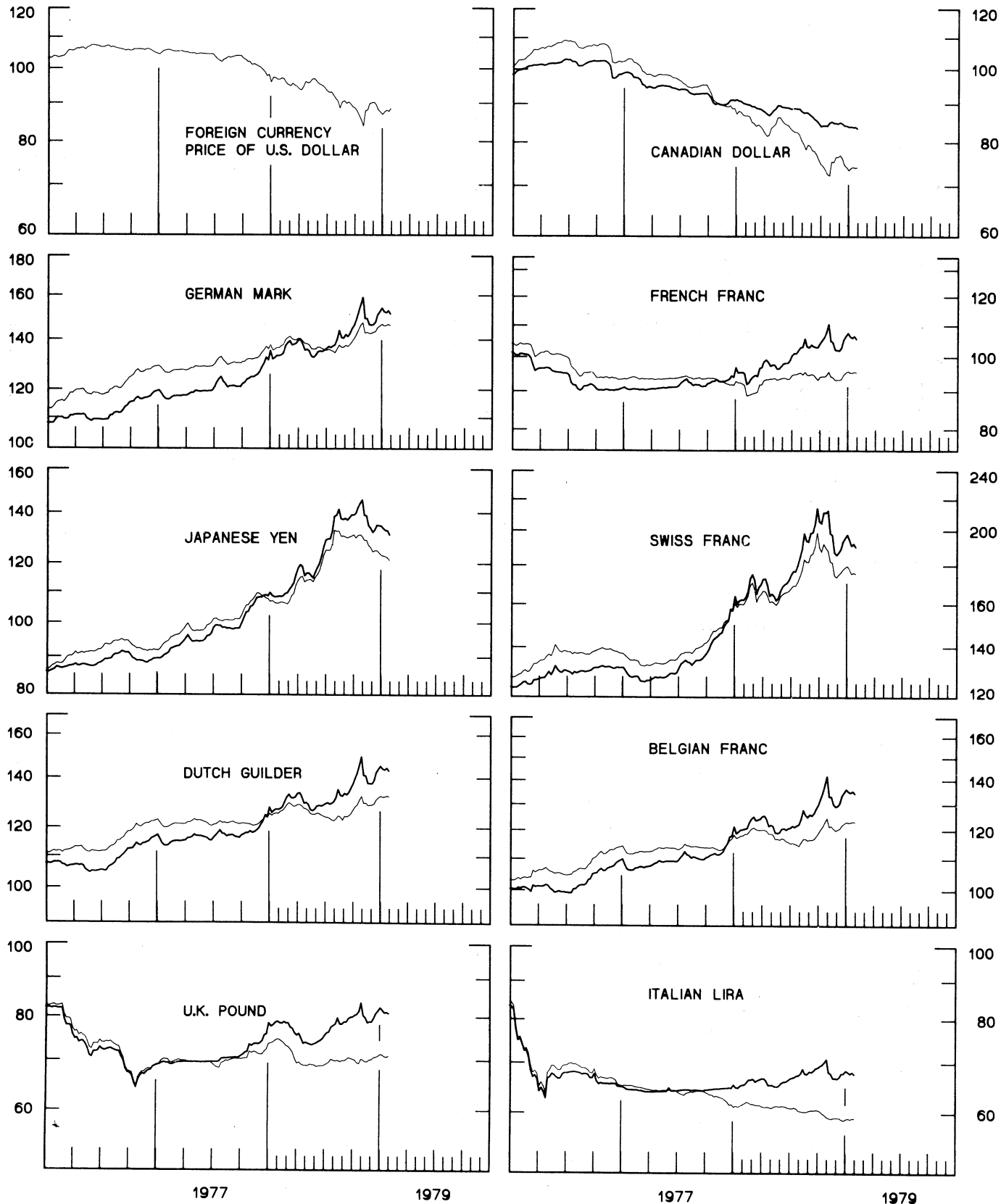


CHART 2  
**3-MONTH FORWARD EXCHANGE RATES**

PREMIUM (+) OR (-)  
 AVERAGES FOR WEEK ENDING WEDNESDAY

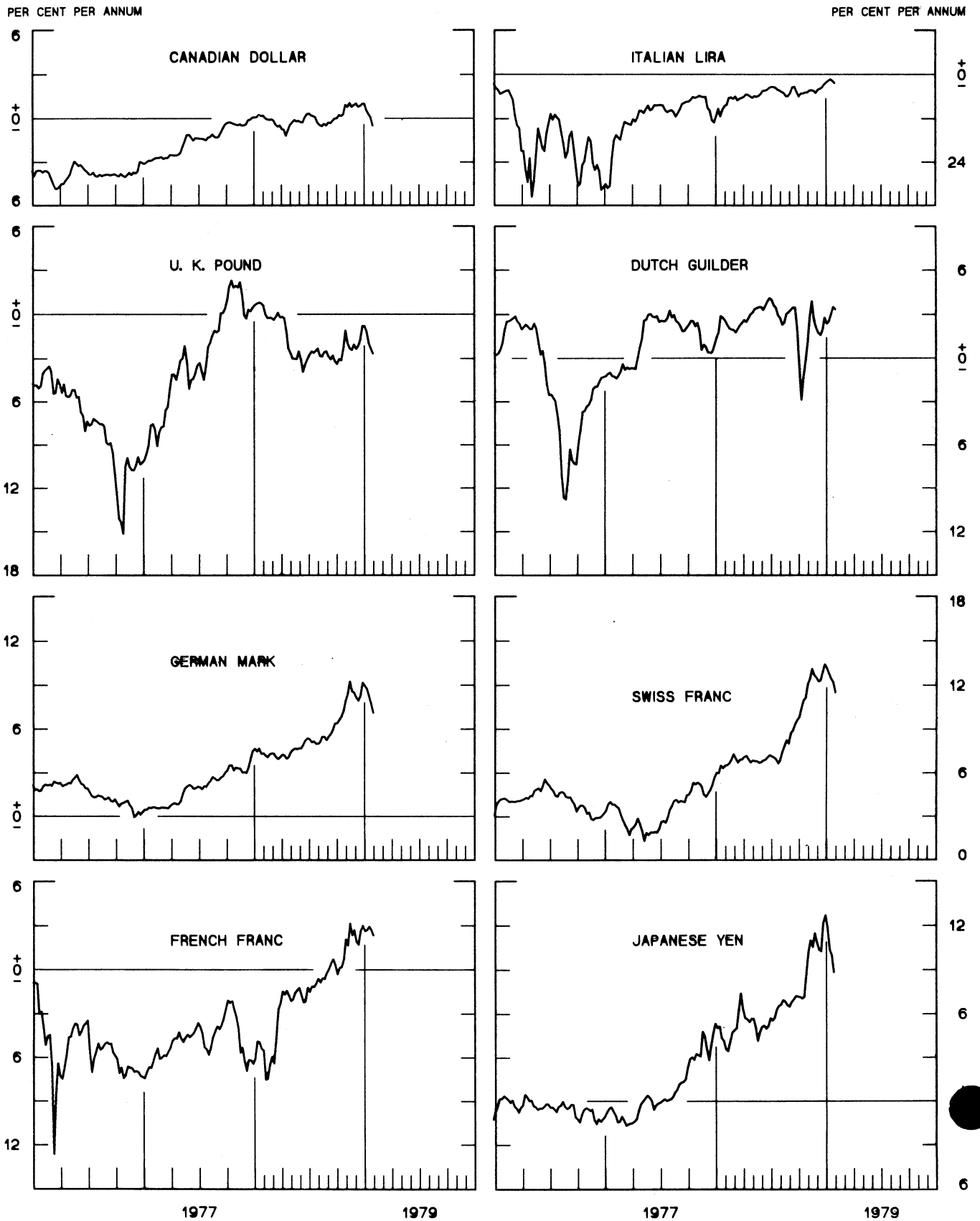
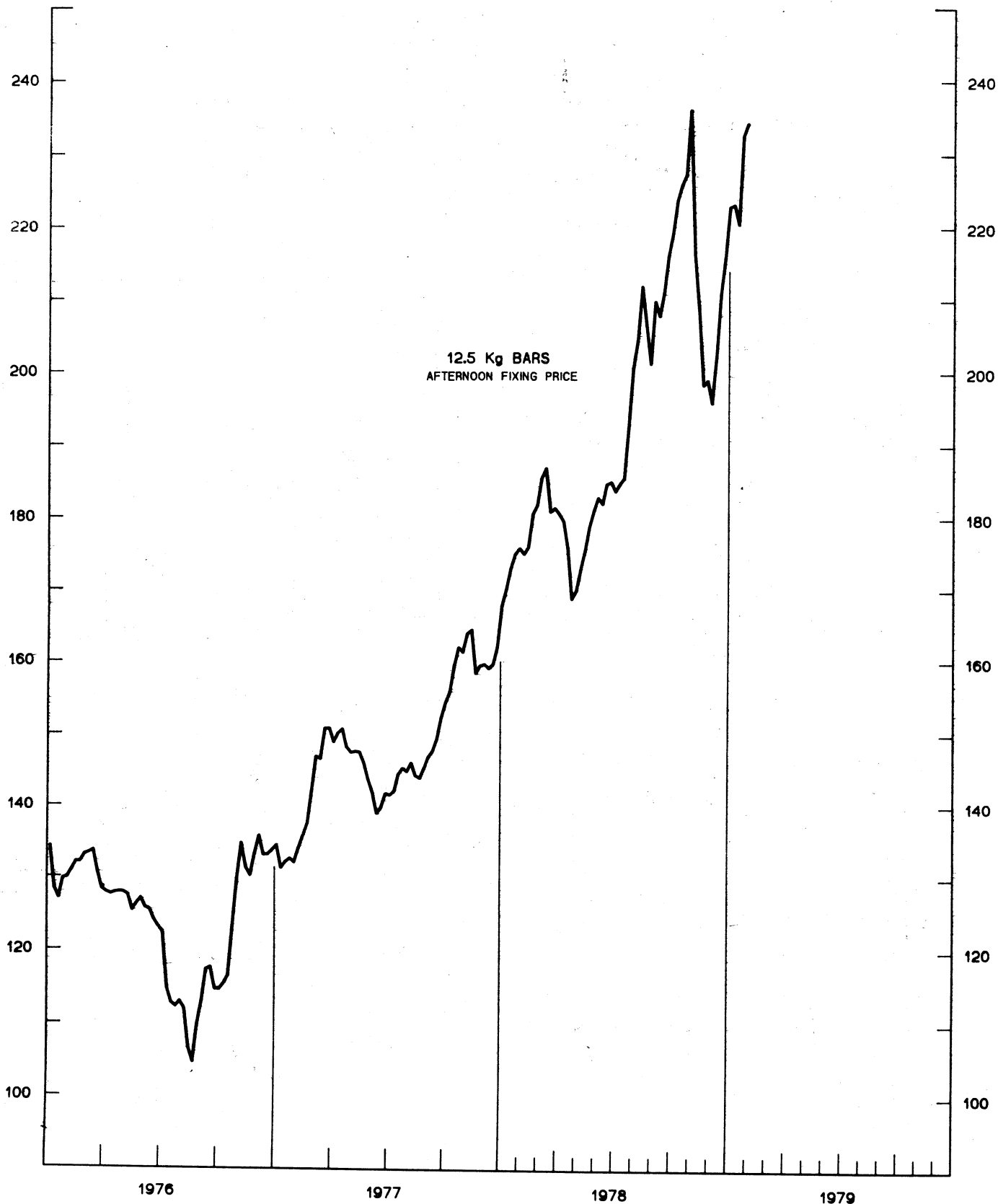


CHART 3  
PRICE OF GOLD IN LONDON  
AVERAGES FOR WEEK ENDING WEDNESDAY

U.S. DOLLARS PER FINE OUNCE

U.S. DOLLARS PER FINE OUNCE



12.5 Kg BARS  
AFTERNOON FIXING PRICE

1976

1977

1978

1979

CHART 4  
**CALL MONEY RATES**  
 WEEKLY SERIES

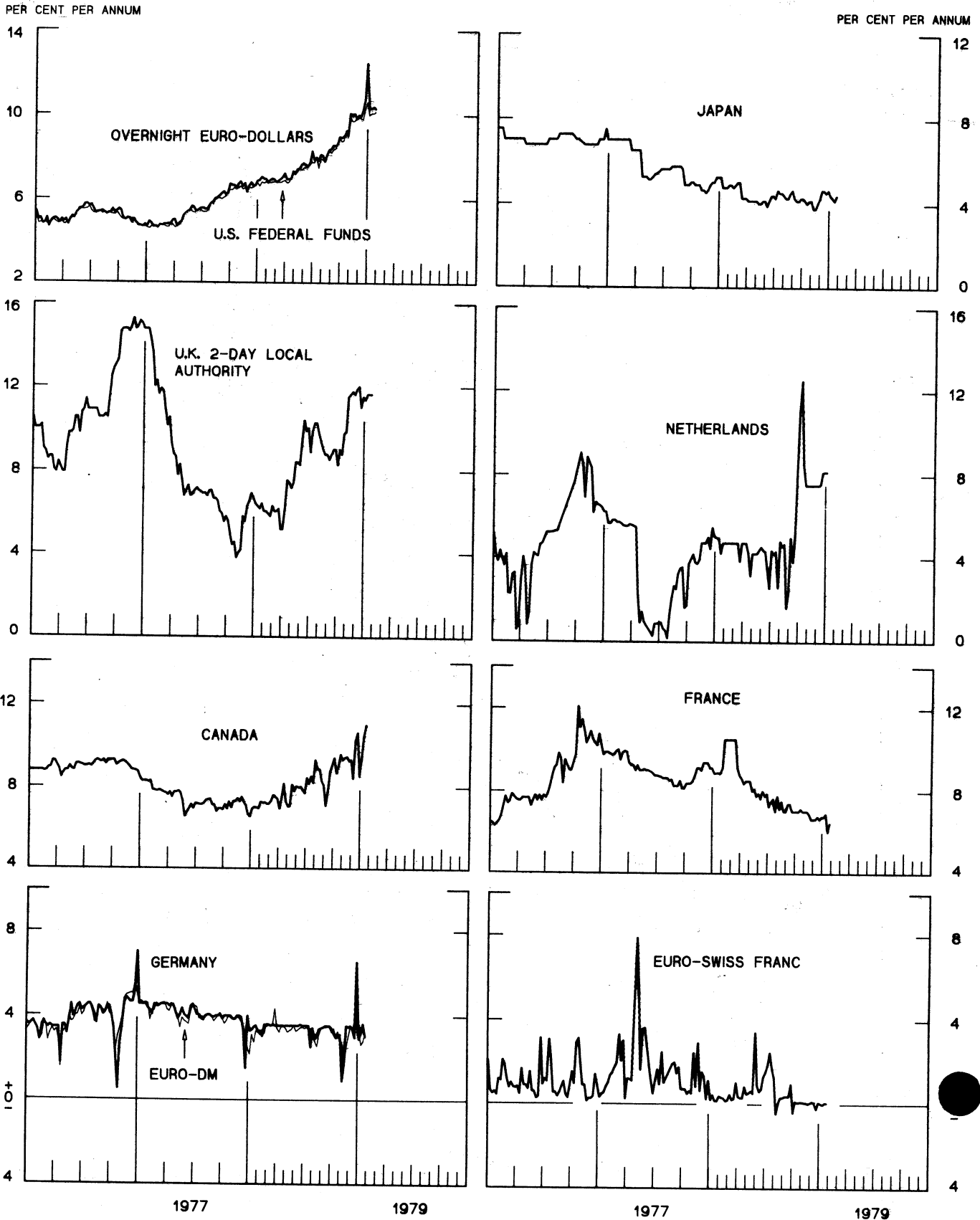


CHART 5  
**3-MONTH INTEREST RATES**  
 WEEKLY SERIES

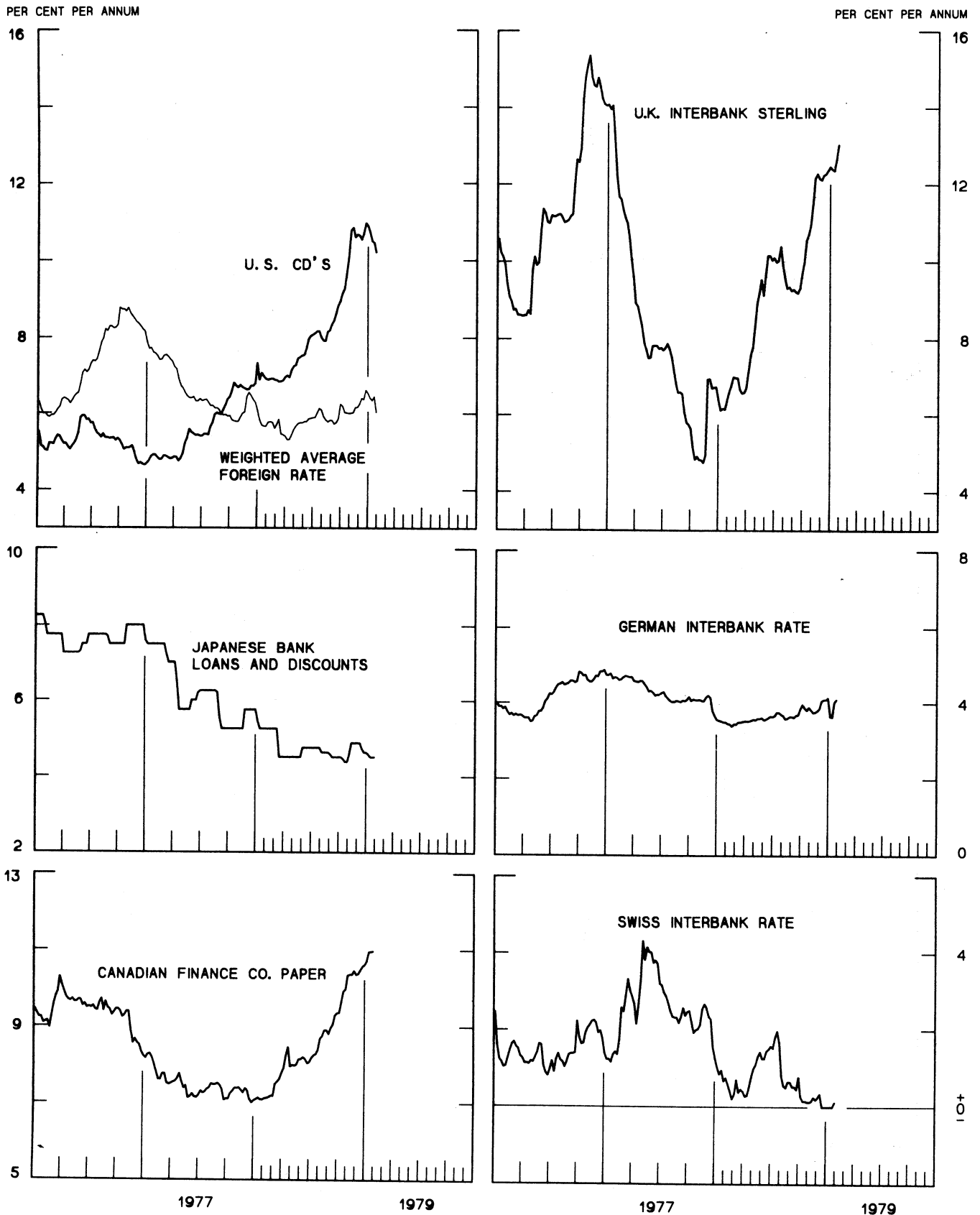


CHART 6  
EURO-DOLLAR DEPOSIT RATES LONDON  
AVERAGES FOR WEEK ENDING WEDNESDAY

PER CENT PER ANNUM

PER CENT PER ANNUM

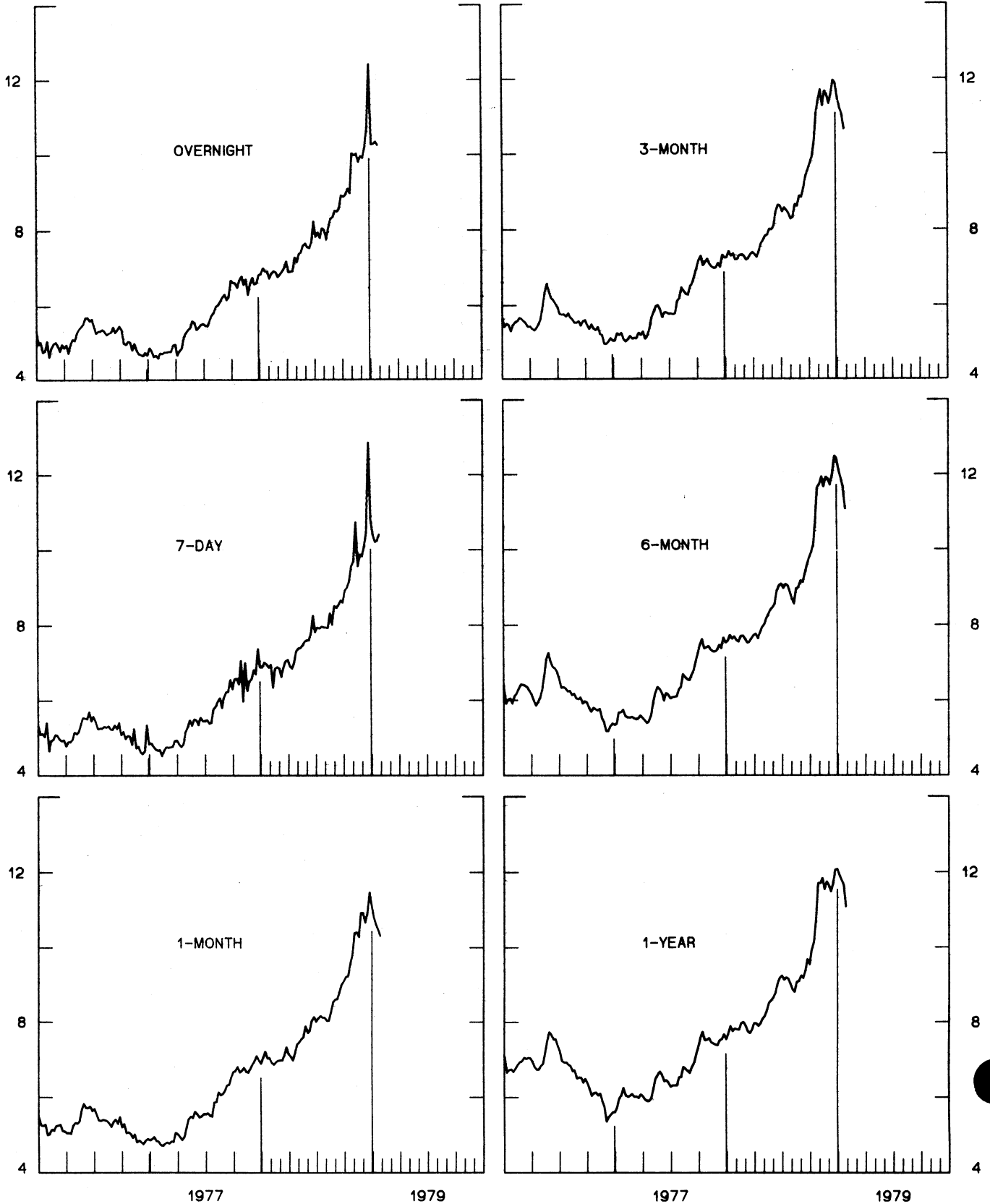
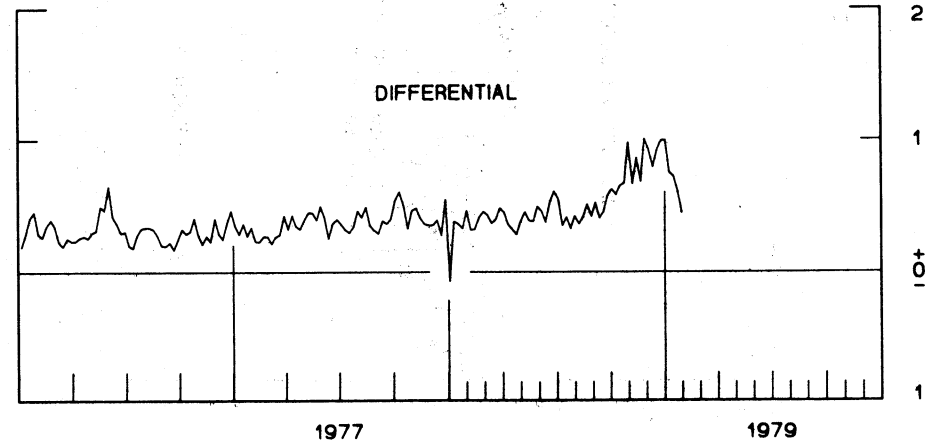
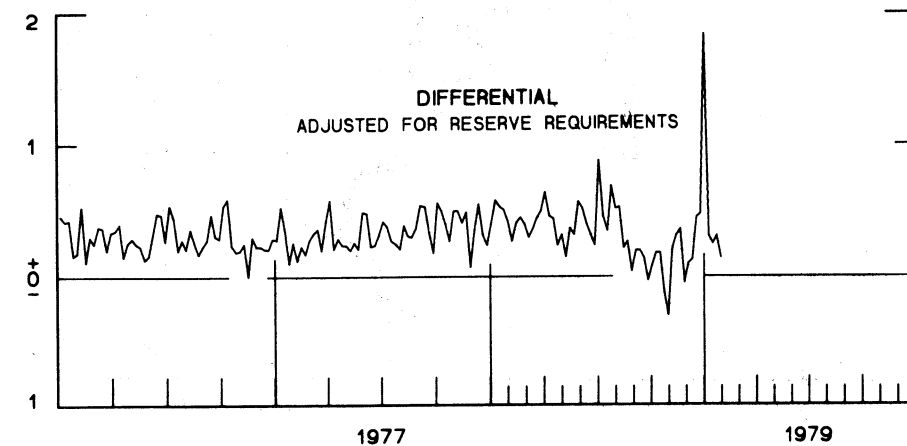
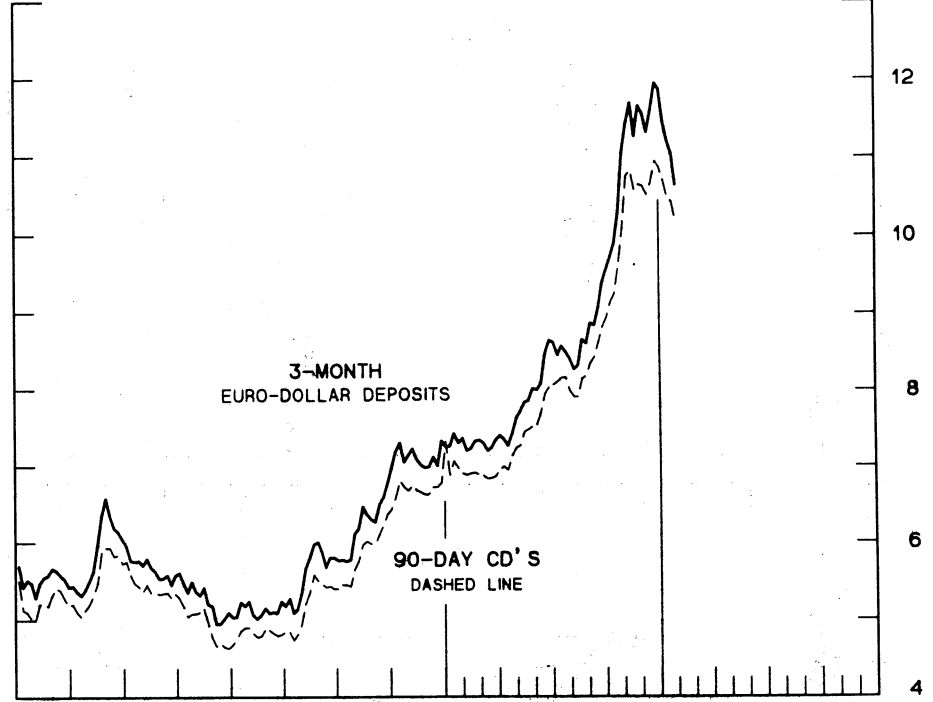
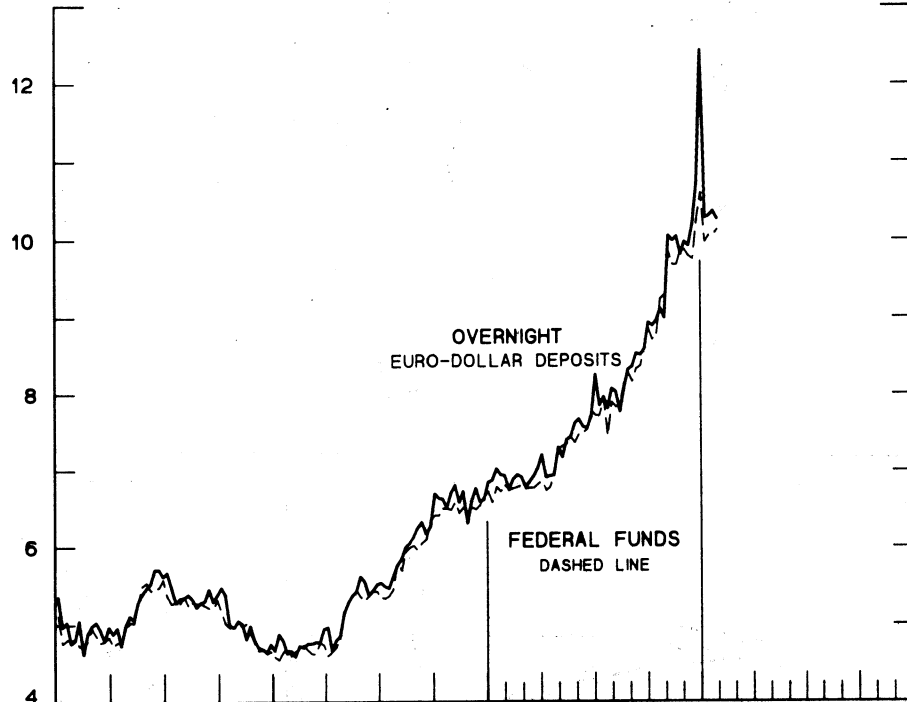




CHART 7  
**SELECTED EURO-DOLLAR AND U. S. MONEY MARKET RATES**  
 AVERAGES FOR WEEK ENDING WEDNESDAY

PER CENT PER ANNUM

PER CENT PER ANNUM



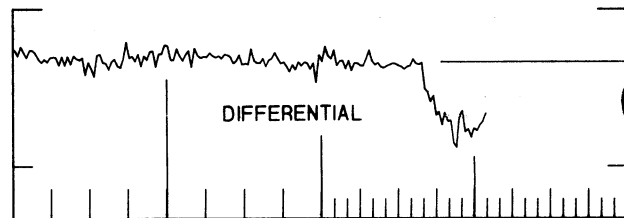
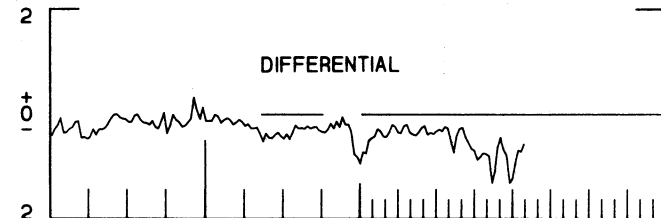
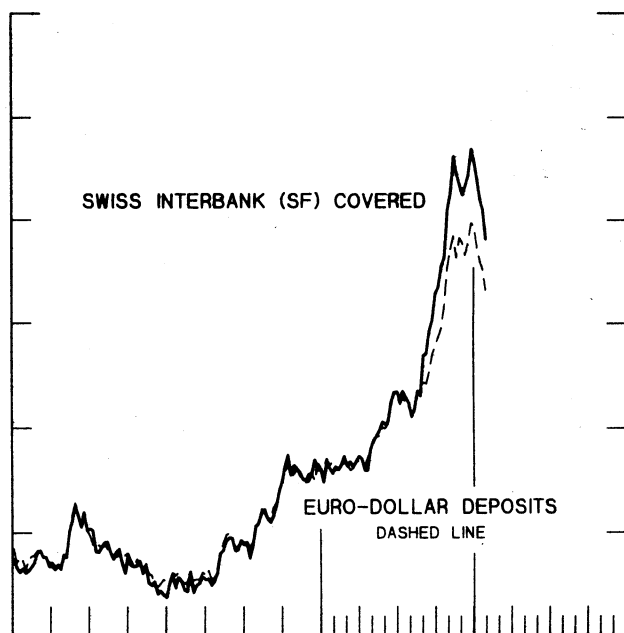
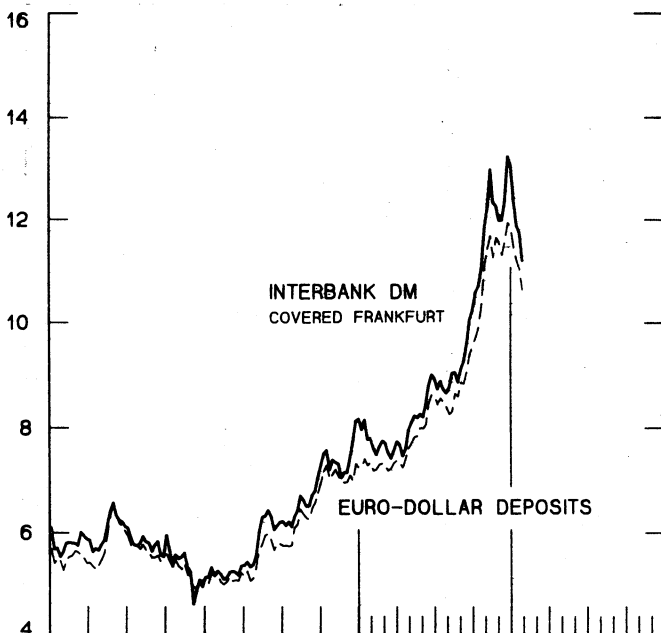
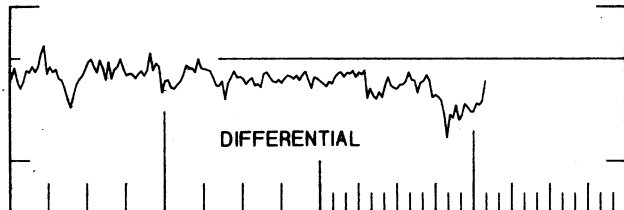
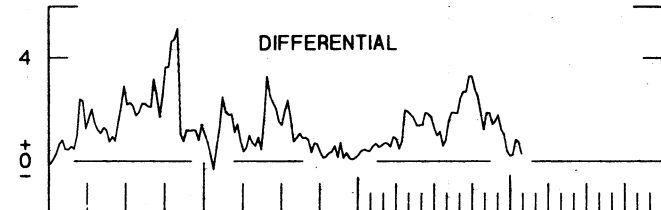
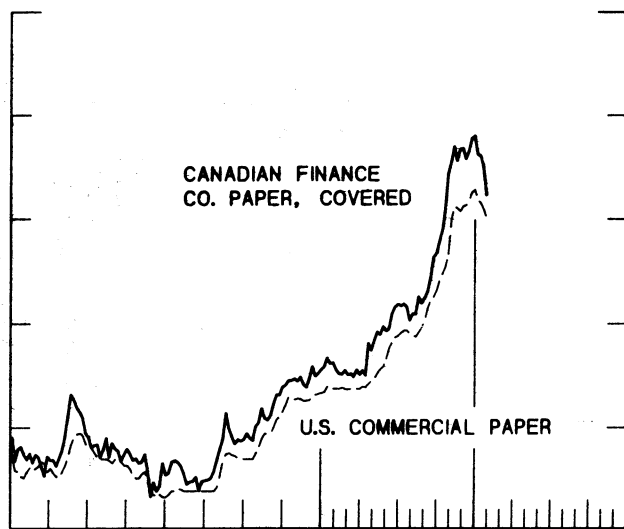
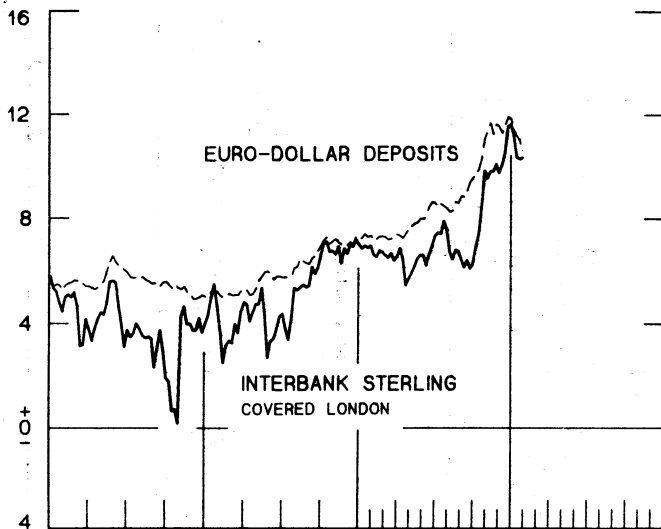
FAVORS BORROWING IN U. S. IF POSITIVE

# INTEREST ARBITRAGE: 3-MONTH FUNDS

DIFFERENTIAL: PLUS(+), INDICATES FAVOR DOLLAR ASSETS  
AVERAGES FOR WEEK ENDING WEDNESDAY

PER CENT PER ANNUM

PER CENT PER ANNUM



1977

1979

1977

1979

CHART 9  
**LONG-TERM GOVERNMENT BOND YIELDS**  
 WEEKLY SERIES

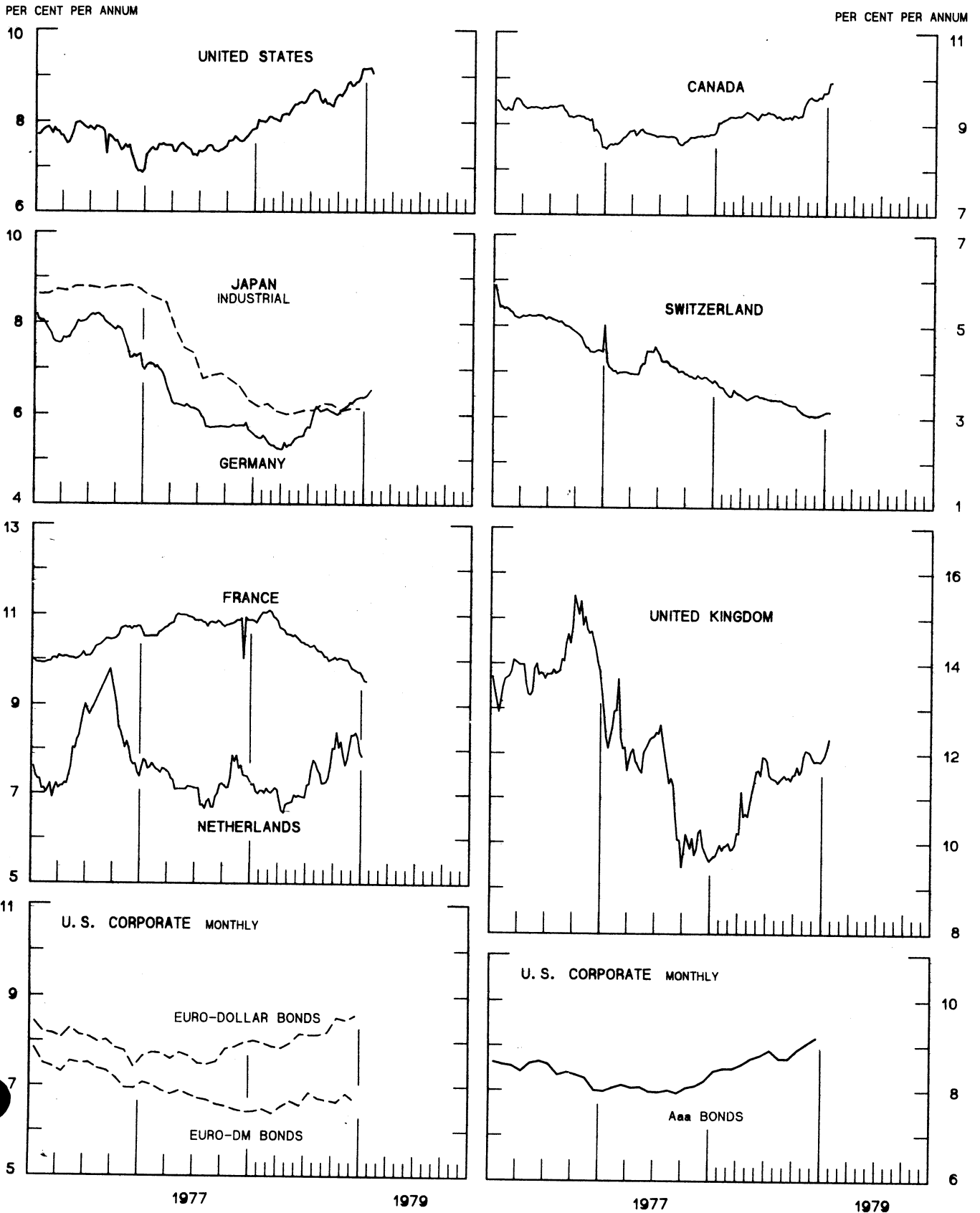
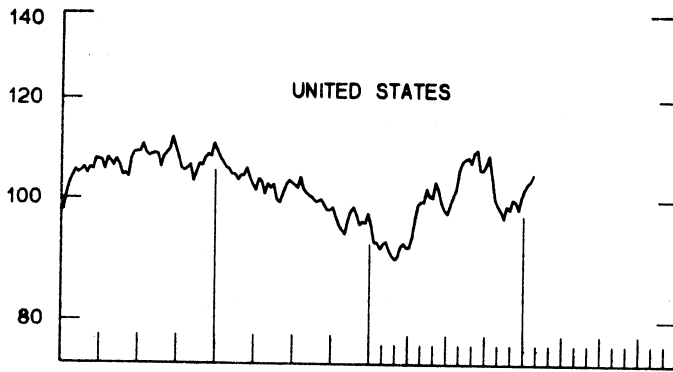
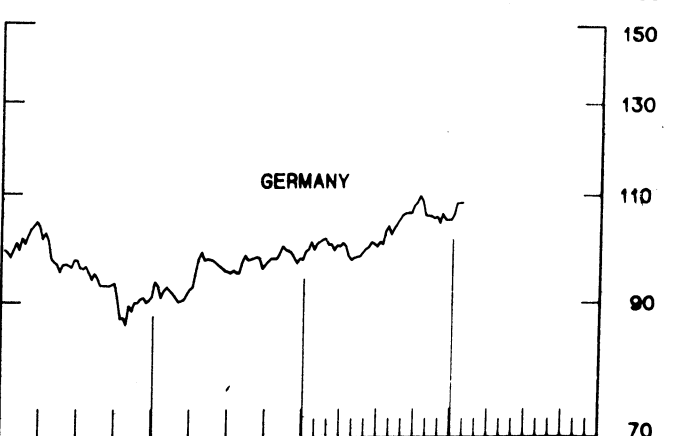
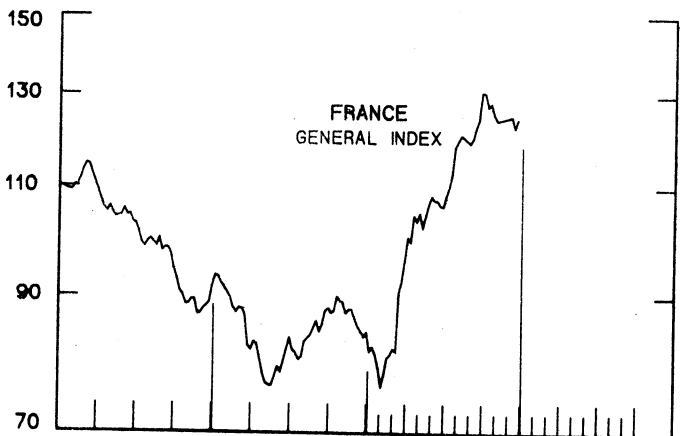
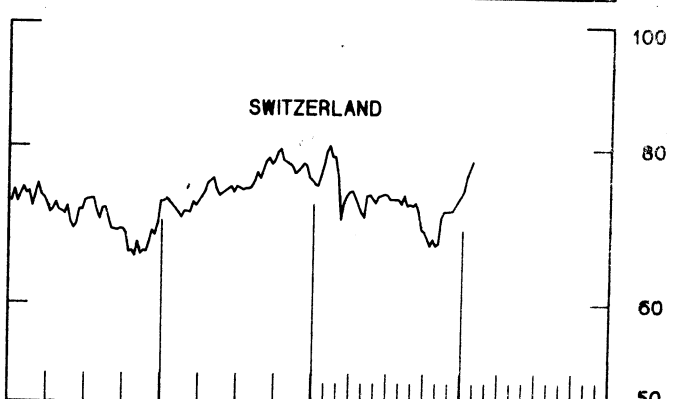
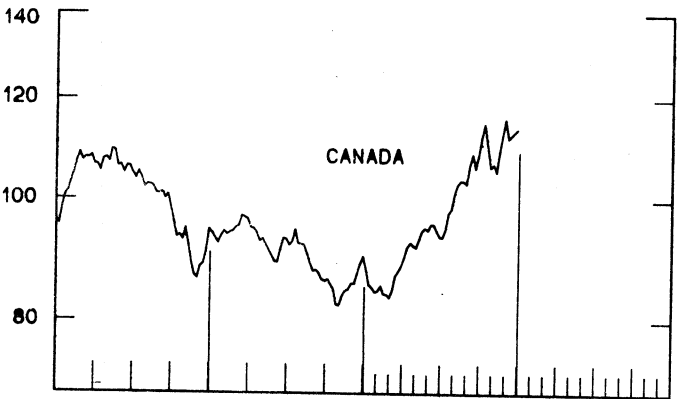
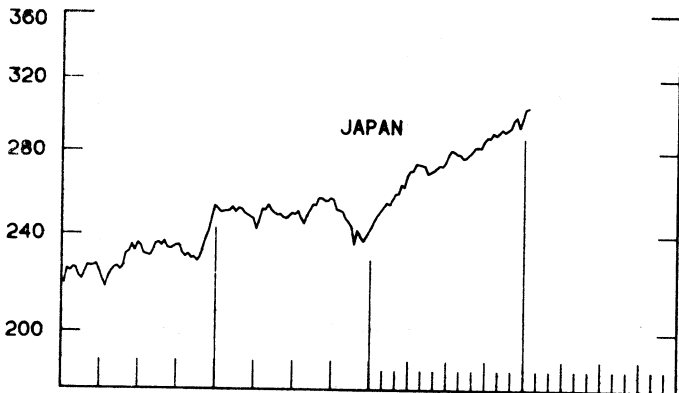
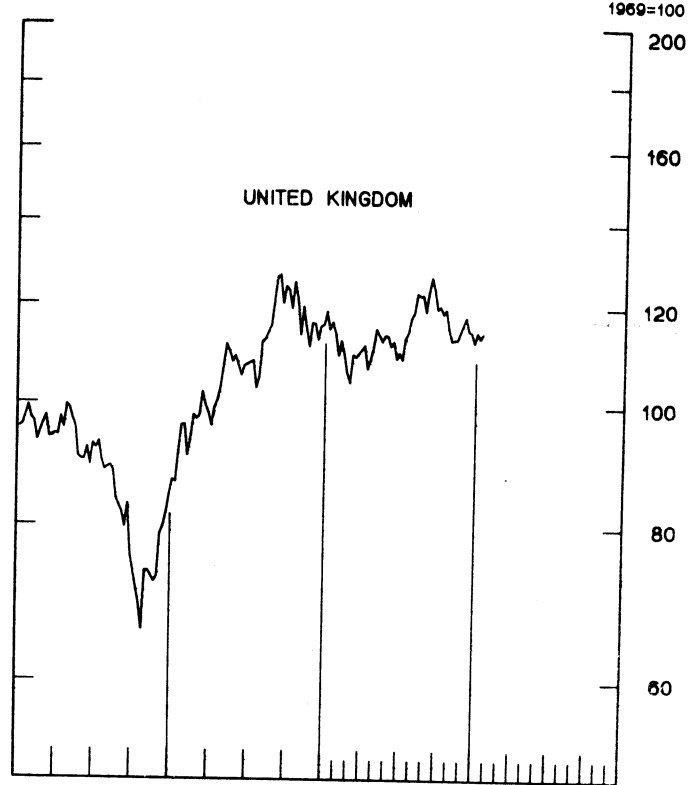


CHART 10  
**INDUSTRIAL STOCK INDICES**  
 WEEKLY SERIES

RATIO SCALE  
 1969=100



RATIO SCALE  
 1969=100



1977

1979

1977

1979

SERIES NAME

LAST VALUE PLOTTED  
DATE VALUE

CHART 1. SPOT EXCHANGE RATES AND INDICES

WEEKLY AVERAGES, NOON BUYING RATES (U.S. CENTS).

GERMAN MARK	JAN. 31	53.73
JAPANESE YEN	JAN. 31	0.49922
DUTCH GUILDER	JAN. 31	49.82
U.K. POUND	JAN. 31	199.38
CANADIAN DOLLAR	JAN. 31	83.72
FRENCH FRANC	JAN. 31	23.43
SWISS FRANC	JAN. 31	59.15
BELGIAN FRANC	JAN. 31	3.41159
ITALIAN LIRA	JAN. 31	0.11893

INDICES, MARCH 1973 BASE RATES = 100

GERMAN MARK	JAN. 31	151.14
JAPANESE YEN	JAN. 31	130.71
DUTCH GUILDER	JAN. 31	143.01
U.K. POUND	JAN. 31	80.64
CANADIAN DOLLAR	JAN. 31	83.44
FRENCH FRANC	JAN. 31	105.57
SWISS FRANC	JAN. 31	190.31
BELGIAN FRANC	JAN. 31	134.43
ITALIAN LIRA	JAN. 31	67.56

WEIGHTED AVERAGE EXCHANGE VALUE INDICES, MAR 1973 = 100  
(6-10 COUNTRIES PLUS SWITZERLAND)

U.S. DOLLAR	JAN. 31	88.38
GERMAN MARK	JAN. 31	145.89
JAPANESE YEN	JAN. 31	121.04
DUTCH GUILDER	JAN. 31	132.00
U.K. POUND	JAN. 31	70.84
CANADIAN DOLLAR	JAN. 31	74.09
FRENCH FRANC	JAN. 31	95.31
SWISS FRANC	JAN. 31	175.41
BELGIAN FRANC	JAN. 31	123.26
ITALIAN LIRA	JAN. 31	59.05
SWEDISH KRONA	JAN. 31	91.50

CHART 2. 3-MONTH FORWARD EXCHANGE RATES, PREMIUM OR DISCOUNT

CANADIAN DOLLAR	JAN. 31	-0.51
U.K. POUND	JAN. 31	-2.67
GERMAN MARK	JAN. 31	7.10
FRENCH FRANC	JAN. 31	2.33
SWISS FRANC	JAN. 31	11.51
DUTCH GUILDER	JAN. 31	3.33
JAPANESE YEN	JAN. 31	8.83
ITALIAN LIRA	JAN. 31	-2.38

SERIES NAME	LAST VALUE DATE	PLC VALUE
<b>CHART 3. GOLD PRICE IN LONDON, AFTERNOON FIXING</b>		
U.S. DOLLARS PER FINE OUNCE	JAN. 31	234.34
<b>CHART 4. CALL MONEY RATES</b>		
U.S. FEDERAL FUNDS	JAN. 31	10.12
OVERNIGHT EURO-DOLLAR DEPOSITS	JAN. 31	10.26
U.K. 2-DAY LOCAL AUTHORITY DEPOSITS	JAN. 26	11.63
CANADA	JAN. 19	11.00
GERMANY	JAN. 26	3.00
EURO-DM	JAN. 26	3.15
JAPAN	JAN. 26	4.38
FRANCE	JAN. 26	6.44
NETHERLANDS	JAN. 5	8.15
EURO-SWISS FRANC	JAN. 26	0.06
<b>CHART 5. 3-MONTH INTEREST RATES</b>		
U.S. 90-DAY CD'S, SECONDARY MARKET	JAN. 31	10.20
GERMAN INTERBANK LOAN	JAN. 31	4.11
JAPANESE BANK LOANS & DISCOUNTS	JAN. 31	4.50
CANADIAN FINANCE PAPER	JAN. 31	10.97
INTERBANK STERLING	JAN. 31	13.05
SWISS INTERBANK LOAN	JAN. 31	0.13
WEIGHTED AVERAGE FOREIGN INTEREST RATE (G-10 COUNTRIES PLUS SWITZERLAND)	JAN. 31	6.03
<b>CHART 6. EURO-DOLLAR DEPOSIT RATES: LONDON</b>		
OVERNIGHT	JAN. 31	10.26
7-DAY	JAN. 31	10.43
1-MONTH	JAN. 31	10.31
3-MONTH	JAN. 31	10.65
6-MONTH	JAN. 31	11.08
1-YEAR	JAN. 31	11.08
<b>CHART 7. SELECTED EURO-DOLLAR AND U.S. MONEY MARKET RATES</b>		
OVERNIGHT EURO-DOLLAR DEPOSITS	JAN. 31	10.26
U.S. FEDERAL FUNDS	JAN. 31	10.12
DIFFERENTIAL ADJ. FOR RESERVE REQUIREMENTS	JAN. 31	0.14
3-MONTH EURO-DOLLAR DEPOSIT RATE	JAN. 31	10.65
U.S. 90-DAY CD'S, SECONDARY MARKET	JAN. 31	10.20
DIFFERENTIAL	JAN. 31	0.45

SERIES NAME

LAST VALUE PLOTTED  
DATE VALUE

CHART 8. INTEREST ARBITRAGE, 3-MONTH FUNDS

EURO-DOLLAR DEPOSIT	JAN. 31	10.65
INTERBANK STERLING (LONDON), COVERED	JAN. 31	10.38
DIFFERENTIAL	JAN. 31	0.27
U.S. COMMERCIAL PAPER	JAN. 31	10.02
CANADIAN FINANCE PAPER, COVERED	JAN. 31	10.46
DIFFERENTIAL	JAN. 31	-0.44
EURO-DOLLAR DEPOSIT	JAN. 31	10.65
INTERBANK DM (FRANKFUPT), COVERED	JAN. 31	11.21
DIFFERENTIAL	JAN. 31	-0.56
EURO-DOLLAR DEPOSIT	JAN. 31	10.65
SWISS INTERBANK, COVERED	JAN. 31	11.63
DIFFERENTIAL	JAN. 31	-0.98

CHART 9. LONG TERM GOVERNMENT BOND YIELDS

UNITED STATES	JAN. 26	9.04
GERMANY	JAN. 26	6.52
JAPAN (MONTHLY)	DEC.	6.10
SWITZERLAND	JAN. 19	3.11
CANADA	JAN. 19	9.91
FRANCE	JAN. 19	9.50
NETHERLANDS	JAN. 5	7.83
UNITED KINGDOM	JAN. 26	12.31
U.S. CORPORATE		
AAA BONDS	DEC.	9.16
EURO-DM BONDS	DEC.	6.63
EURO-DOLLAR BONDS	DEC.	8.55

CHART 10. INDUSTRIAL STOCK INDICES

UNITED STATES	JAN. 26	104.86
JAPAN	JAN. 12	304.25
CANADA	DEC. 29	113.81
FRANCE	DEC. 22	124.60
UNITED KINGDOM	JAN. 19	114.08
SWITZERLAND	JAN. 26	78.15
GERMANY	JAN. 26	108.40



# FEDERAL RESERVE statistical release

H-10

FEBRUARY 6, 1979

## FOREIGN EXCHANGE RATES

FOR THE WEEK ENDING FEBRUARY 2, 1979

The Board of Governors of the Federal Reserve System is advised that the Federal Reserve Bank of New York has certified for customs purposes the following noon buying rate in New York City for cable transfers payable in foreign currencies:

COUNTRY	MONETARY UNIT	(RATE U.S. CENTS)				
		JAN. 29	JAN. 30	JAN. 31	FEB. 1	FEB. 2
AUSTRALIA	DOLLAR	113.4700	113.5000	113.3600	112.8800	112.7800
AUSTRIA	SCHILLING	7.32332	7.33138	7.29395	7.24375	7.23066
BELGIUM	FRANC	3.41180	3.41064	3.39674	3.37496	3.36814
CANADA	DOLLAR	83.7600	83.8300	83.3050	83.2650	83.4200
DENMARK	KRONE	19.4081	19.4081	19.3050	19.2215	19.2123
FINLAND	MARKKA	25.1004	25.1319	25.0941	25.0062	24.9688
FRANCE	FRANC	23.4192	23.4000	23.3019	23.1615	23.1160
GERMANY	D. MARK	53.7750	53.6740	53.3903	53.1068	53.0223
INDIA	RUPEE	12.0700	12.0700	12.0700	12.0700	12.0700
IRELAND	POUND	199.5200	199.6000	198.9600	198.0500	197.9000
ITALY	LIRA	0.11876	0.11876	0.11848	0.11813	0.11796
JAPAN	YEN	0.49975	0.49813	0.49456	0.49322	0.49603
MALAYSIA	DOLLAR	45.4500	45.3900	45.1975	45.1675	44.9950
MEXICO	PESO	4.4014	4.4014	4.4033	4.4033	4.4014
NETHERLANDS	GUILDER	49.7760	49.7389	49.4805	49.2126	49.1521
NEW ZEALAND	DOLLAR	105.0500	105.2000	105.3000	104.7000	104.7500
NORWAY	KRONE	19.5733	19.5695	19.4401	19.3611	19.3686
PORTUGAL	ESCUDO	2.1142	2.1209	2.1119	2.0942	2.0899
SOUTH AFRICA	RAND	114.7500	114.7500	114.7500	114.7500	114.7500
SPAIN	PESETA	1.4288	1.4302	1.4263	1.4225	1.4255
SRI LANKA	RUPEE	6.4400	6.4400	6.4400	6.4400	6.4400
SWEDEN	KRONA	22.8676	22.8336	22.7273	22.6886	22.6886
SWITZERLAND	FRANC	59.3120	59.1716	58.8235	58.4796	58.5137
UNITED KINGDOM	POUND	199.5200	199.6000	198.9600	198.0500	197.9000