

DATA FILE
LIBRARY
FEDERAL RESERVE BANK
OF CHICAGO

LIBRARY
JAN 22 1979
FEDERAL RESERVE
BANK OF CHICAGO

Selected Interest & Exchange Rates

Weekly Series of Charts

January 15, 1979

Prepared by the
FINANCIAL MARKETS
SECTION

DIVISION OF
INTERNATIONAL FINANCE

BOARD OF GOVERNORS
FEDERAL RESERVE SYSTEM
Washington, D.C. 20551

Table of Contents

TABLES

1. LATEST FIGURES PLOTTED
2. DAILY CERTIFIED SPOT EXCHANGE RATES--
H.10 RELEASE

CHARTS

1. SPOT EXCHANGE RATE INDICES
2. 3-MONTH FORWARD EXCHANGE RATES
3. GOLD PRICE--LONDON
4. CALL MONEY RATES
5. 3-MONTH INTEREST RATES
6. EURO-DOLLAR DEPOSIT RATES
7. SELECTED EURO-DOLLAR AND
U.S. MONEY MARKET RATES
8. INTEREST ARBITRAGE: 3-MONTH FUNDS
9. LONG-TERM GOVERNMENT BOND YIELDS
10. INDUSTRIAL STOCK INDICES

SUBSCRIPTION RATES:

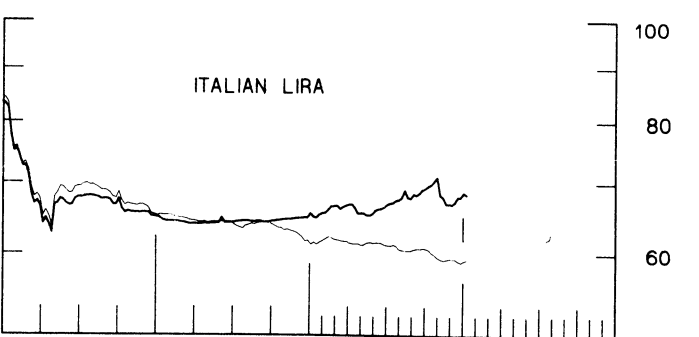
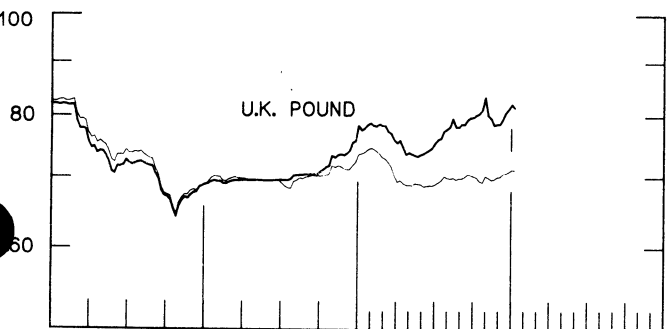
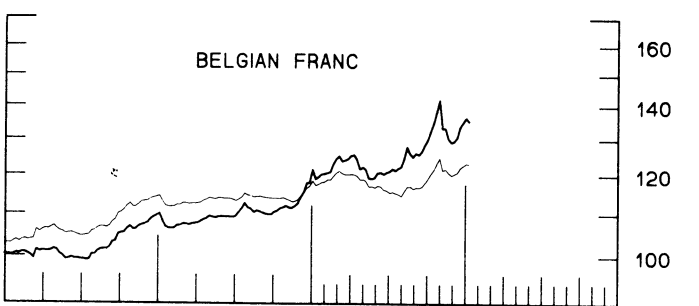
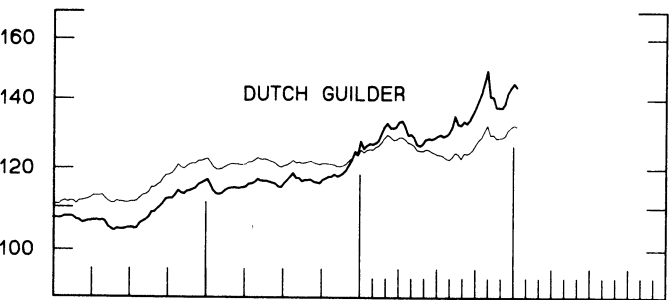
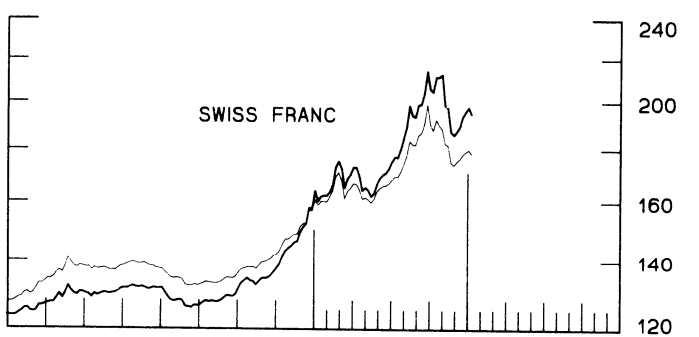
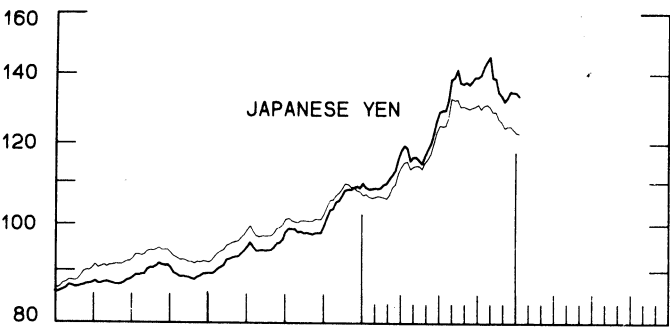
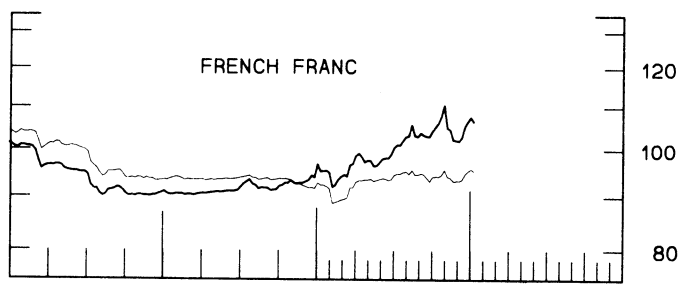
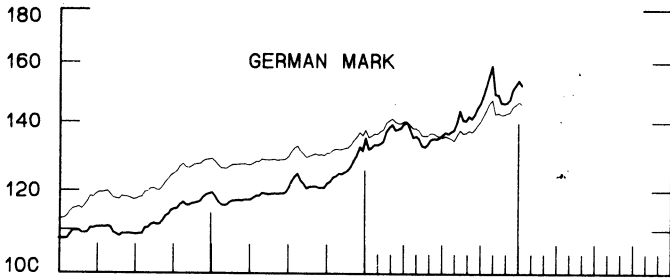
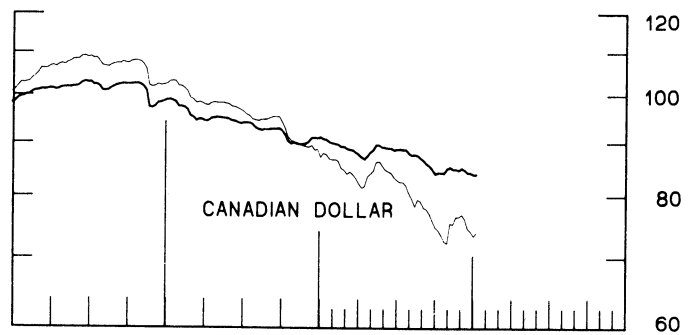
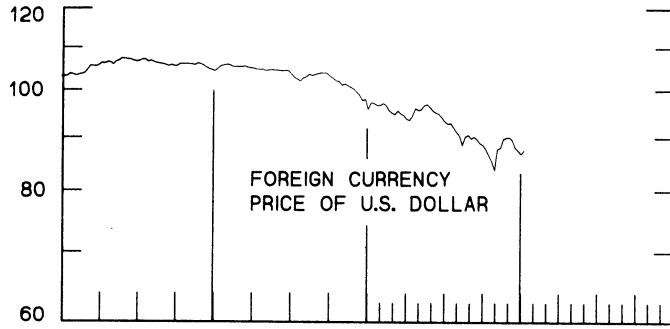
Weekly \$15.00 per year or \$.40 each in the United States, its possessions, Canada, and Mexico; 10 or more of the same issue to one address, \$13.50 per year or \$.35 each. Elsewhere, \$20.00 per year or \$.50 each. Address requests to Publications Services, Division of Administrative Services, and make payment remittance payable to the order of the Board of Governors of the Federal Reserve System in a form collectible at par in U.S. Currency.

SPOT EXCHANGE INDICES

DOLLAR PRICES OF FOREIGN CURRENCIES AND WEIGHTED AVERAGE VALUES (THIN LINE)
AVERAGES FOR WEEK ENDING WEDNESDAY

RATIO SCALE
MARCH 1973=100

RATIO SCALE
MARCH 1973=100



1977

1979

1977

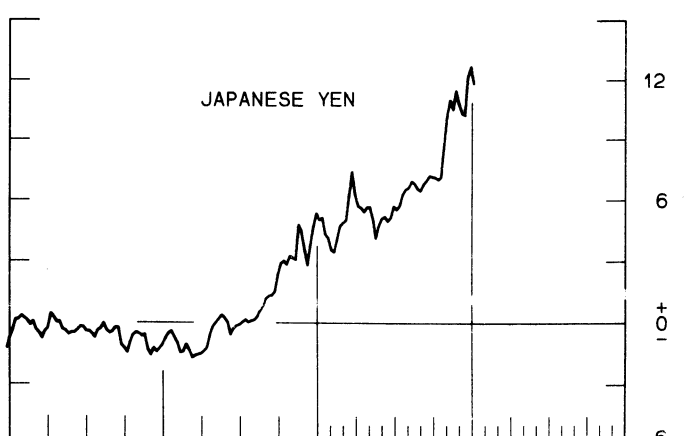
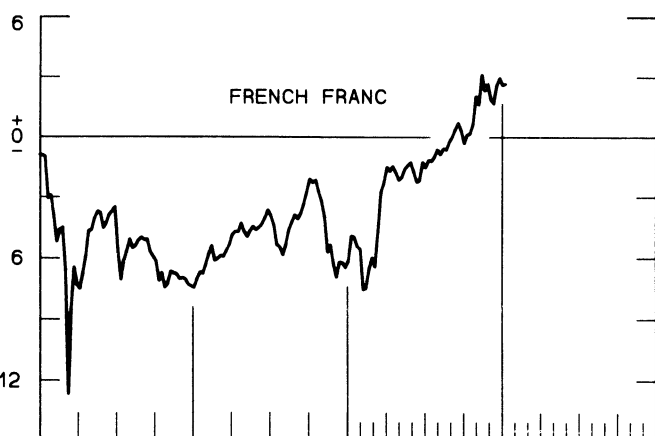
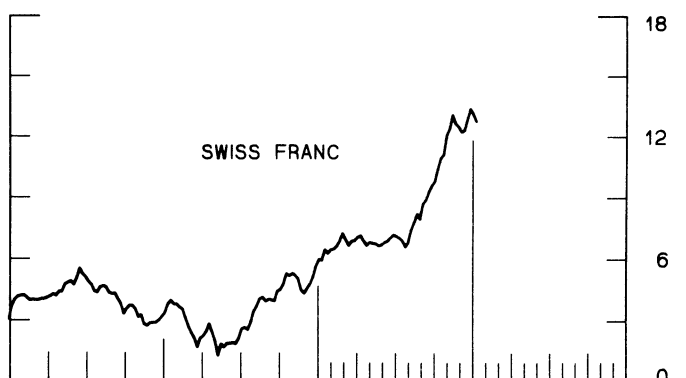
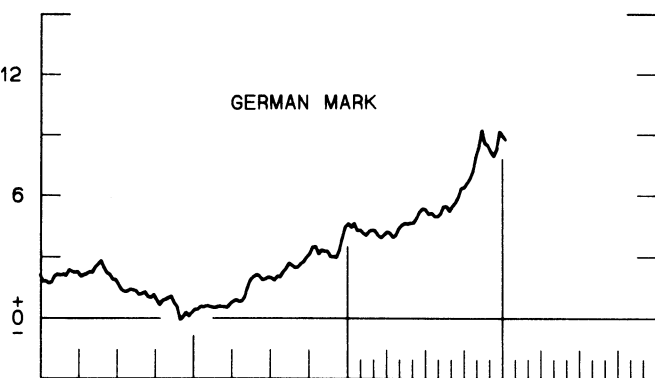
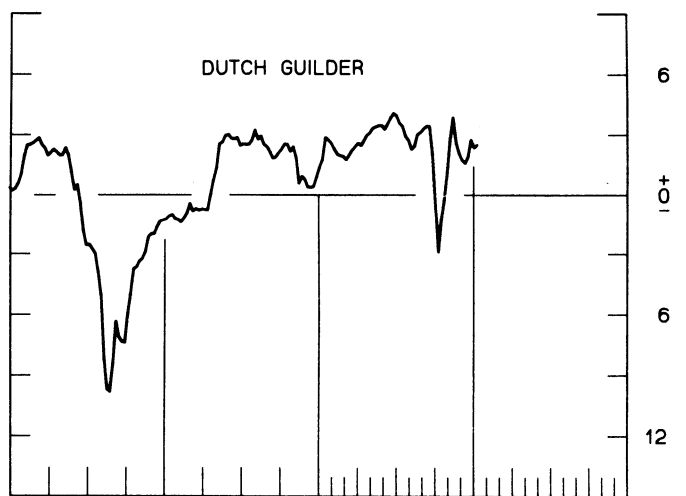
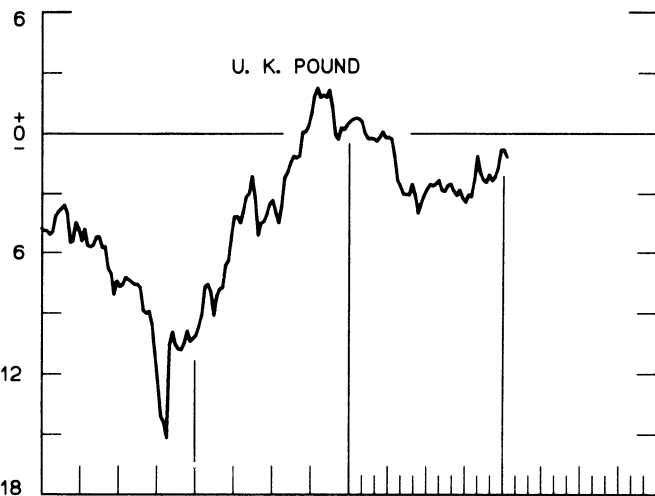
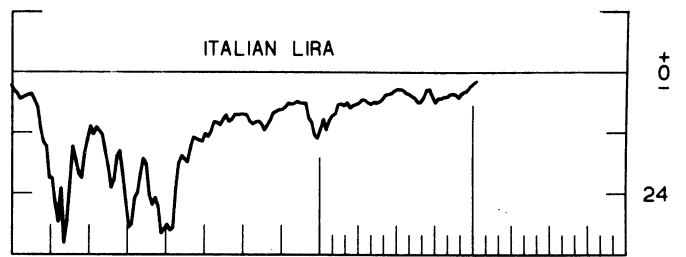
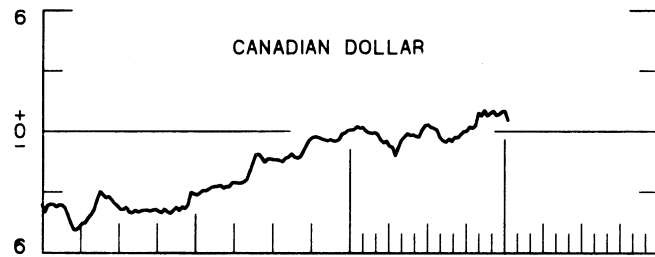
1979

CHART 2
3-MONTH FORWARD EXCHANGE RATES

PREMIUM (+) OR DISCOUNT (-)
 AVERAGES FOR WEEK ENDING WEDNESDAY

PER CENT PER ANNUM

PER CENT PER ANNUM



1977

1979

1977

1979

CHART 3
PRICE OF GOLD IN LONDON
AVERAGES FOR WEEK ENDING WEDNESDAY

U.S. DOLLARS PER FINE OUNCE

U.S. DOLLARS PER FINE OUNCE

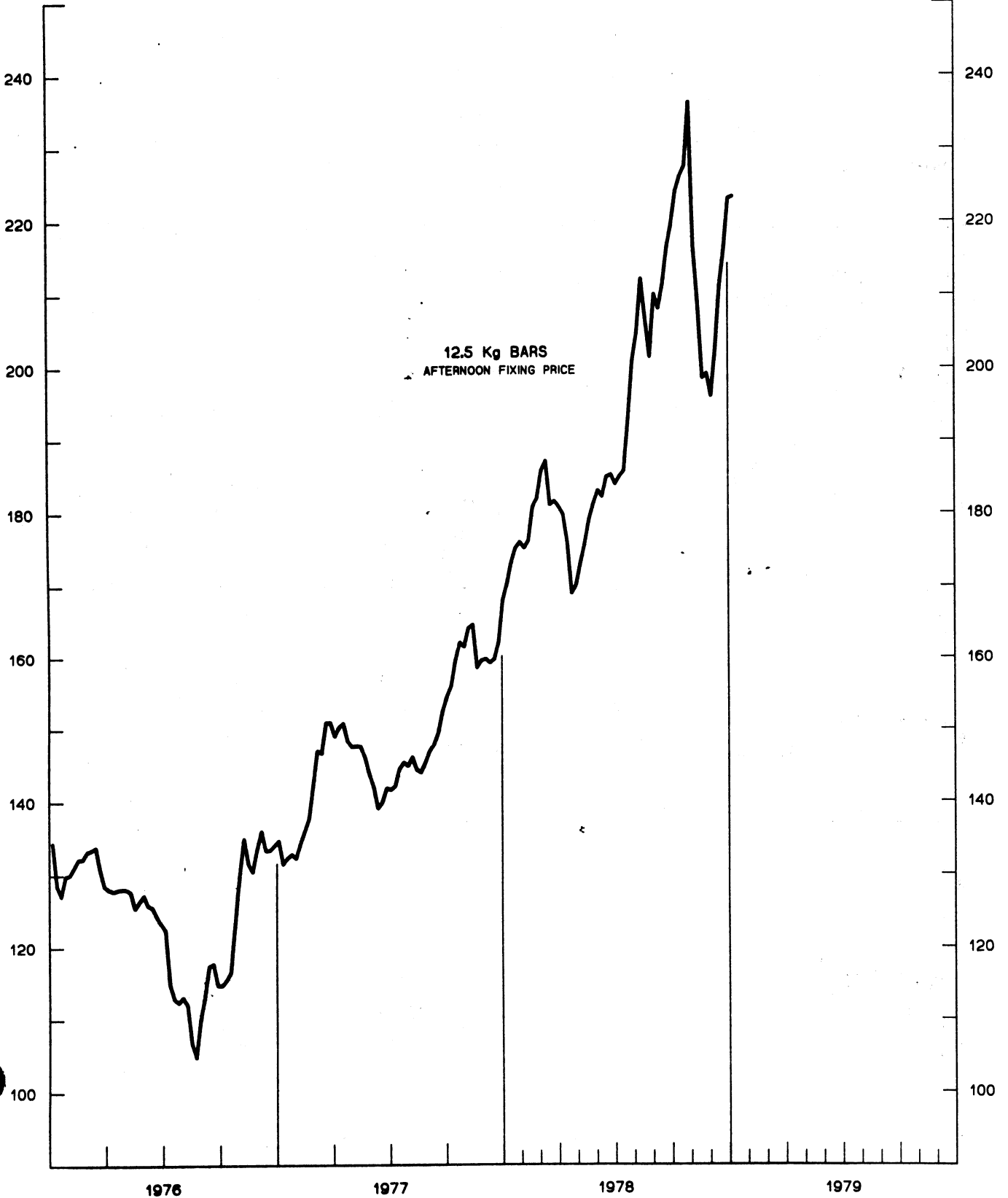


CHART 4
CALL MONEY RATES
 WEEKLY SERIES

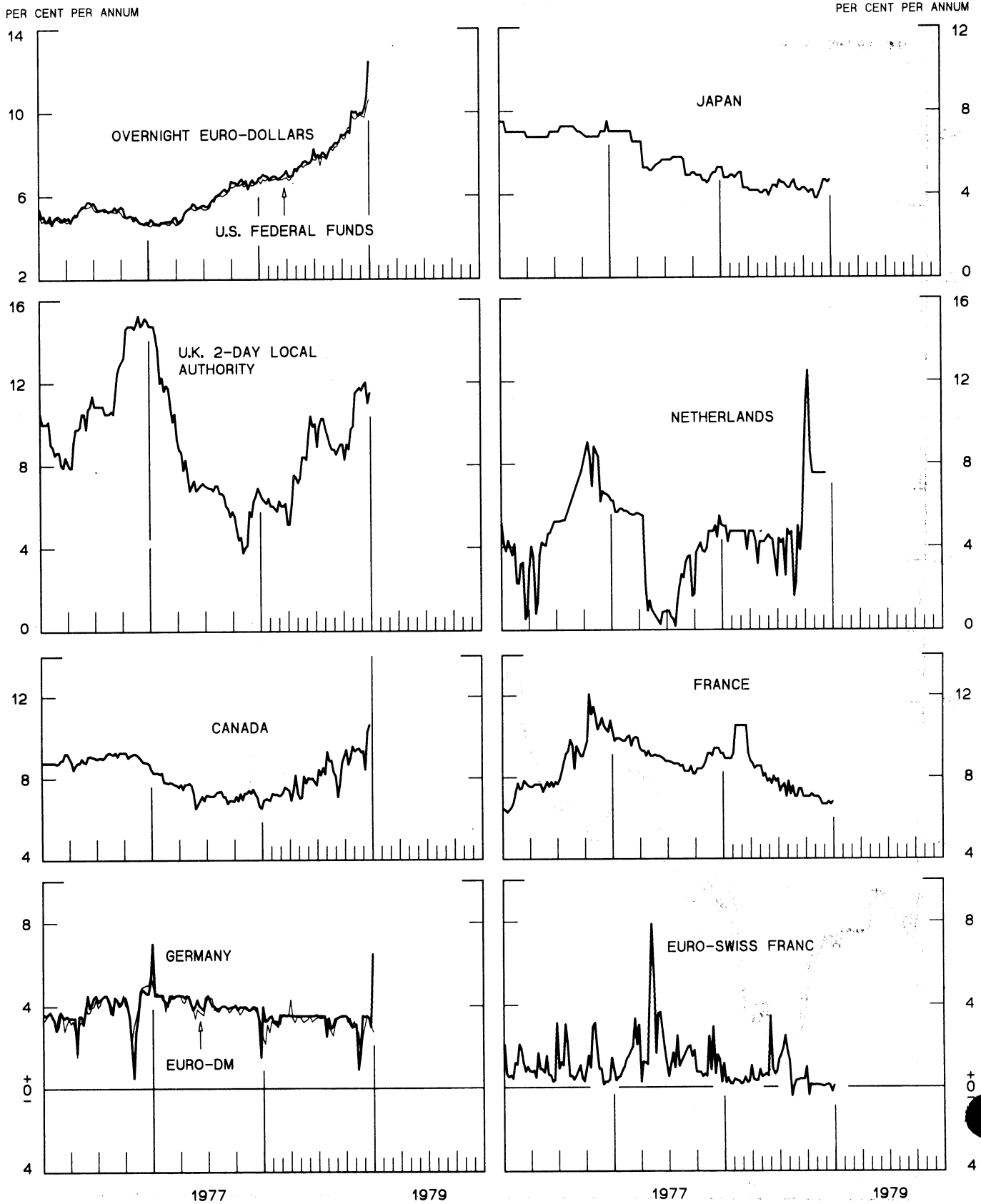
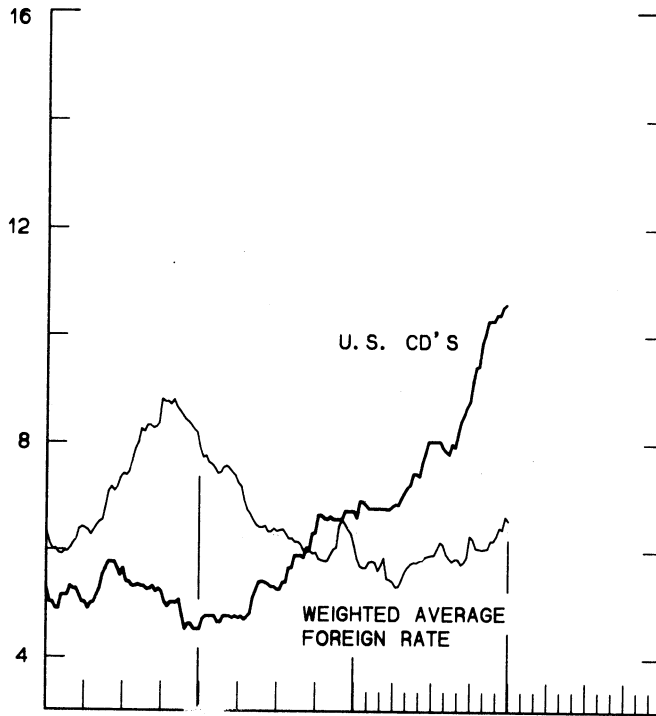
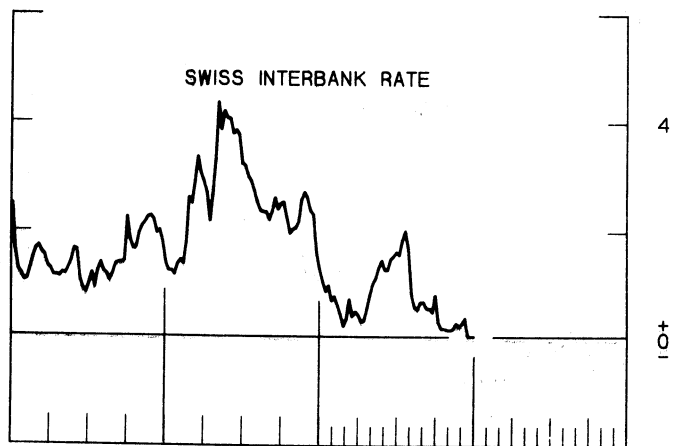
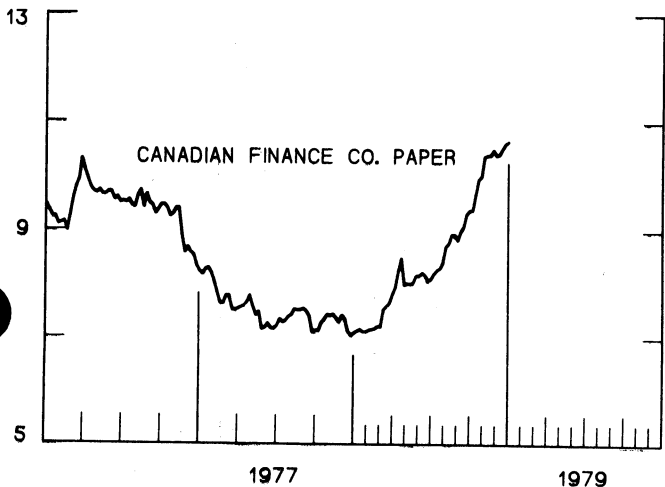
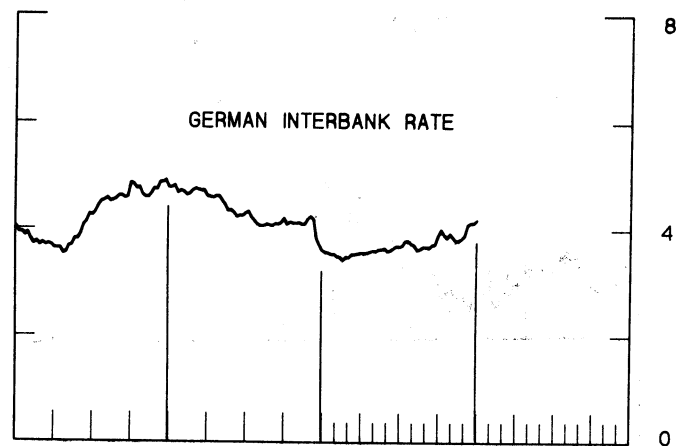
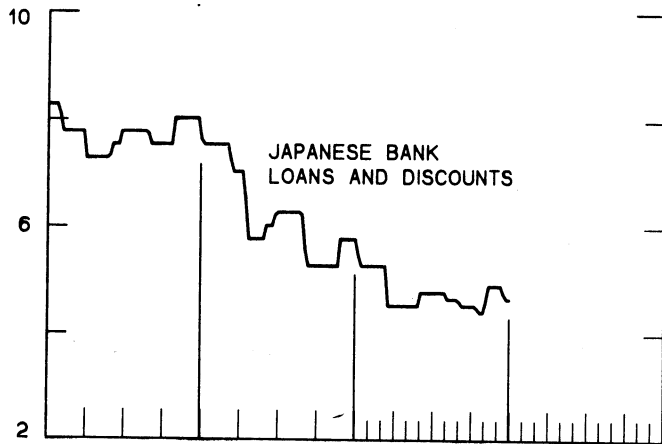
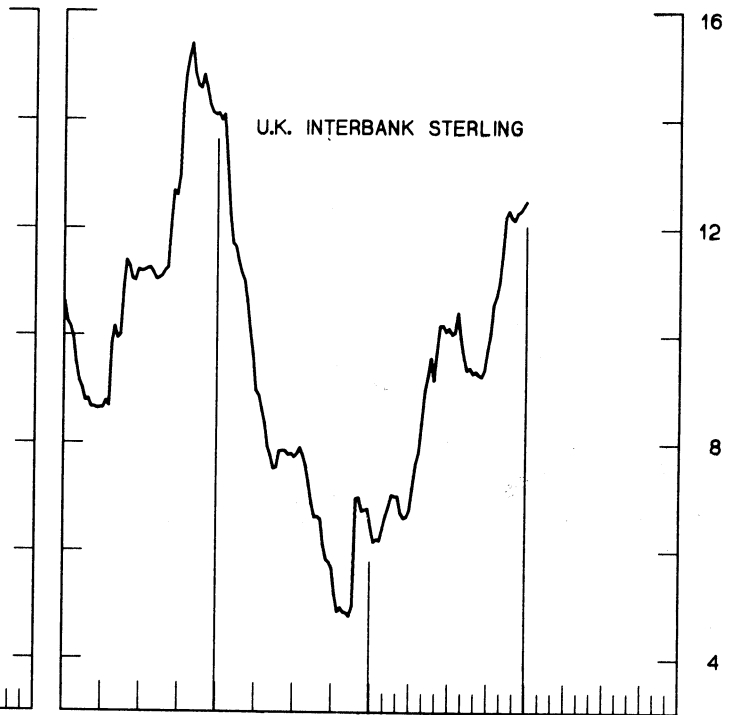


CHART 5
3-MONTH INTEREST RATES
 WEEKLY SERIES

PER CENT PER ANNUM



PER CENT PER ANNUM



1977

1979

1977

1979

CHART 6
EURO-DOLLAR DEPOSIT RATES LONDON
 AVERAGES FOR WEEK ENDING WEDNESDAY

PER CENT PER ANNUM

PER CENT PER ANNUM

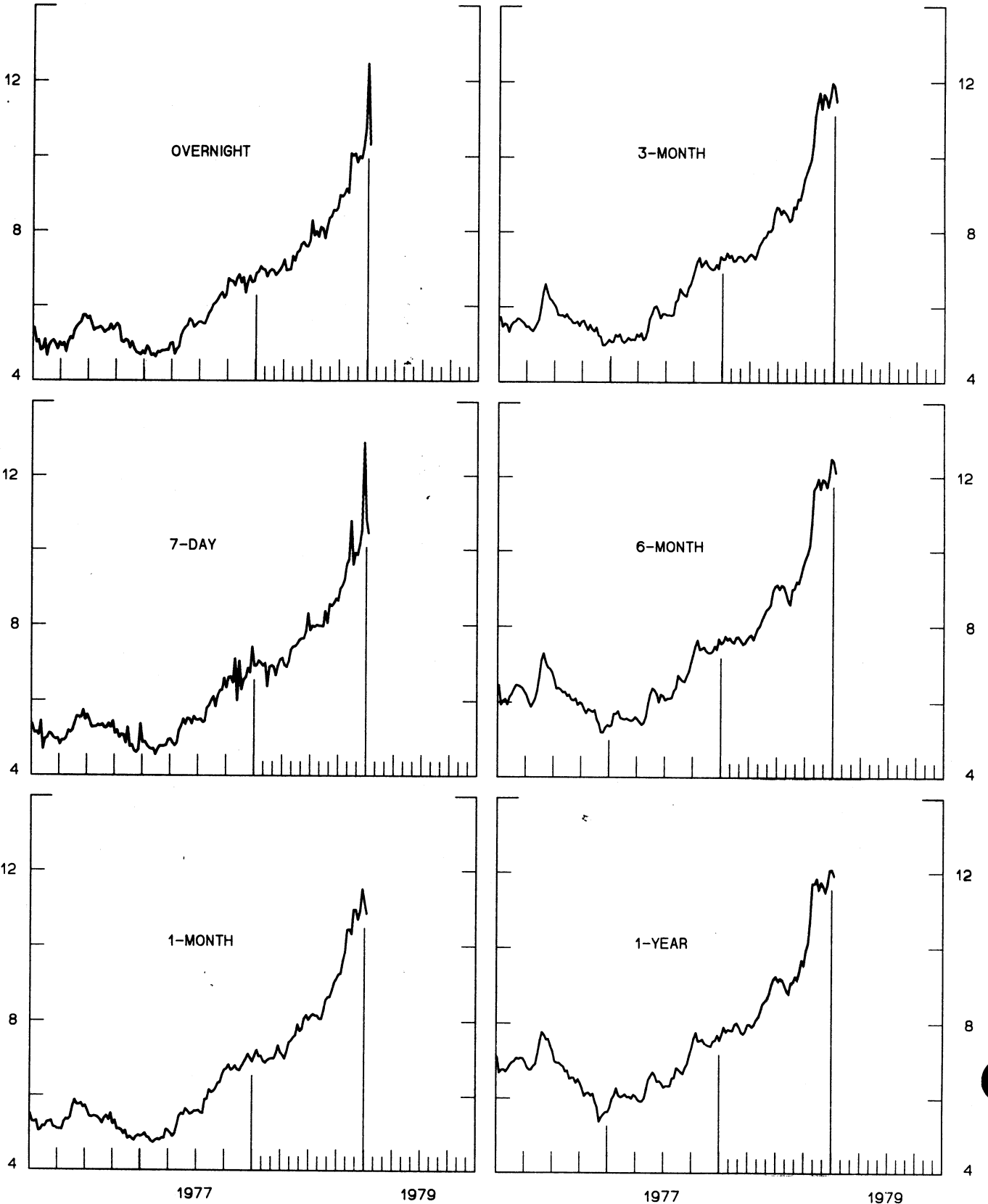
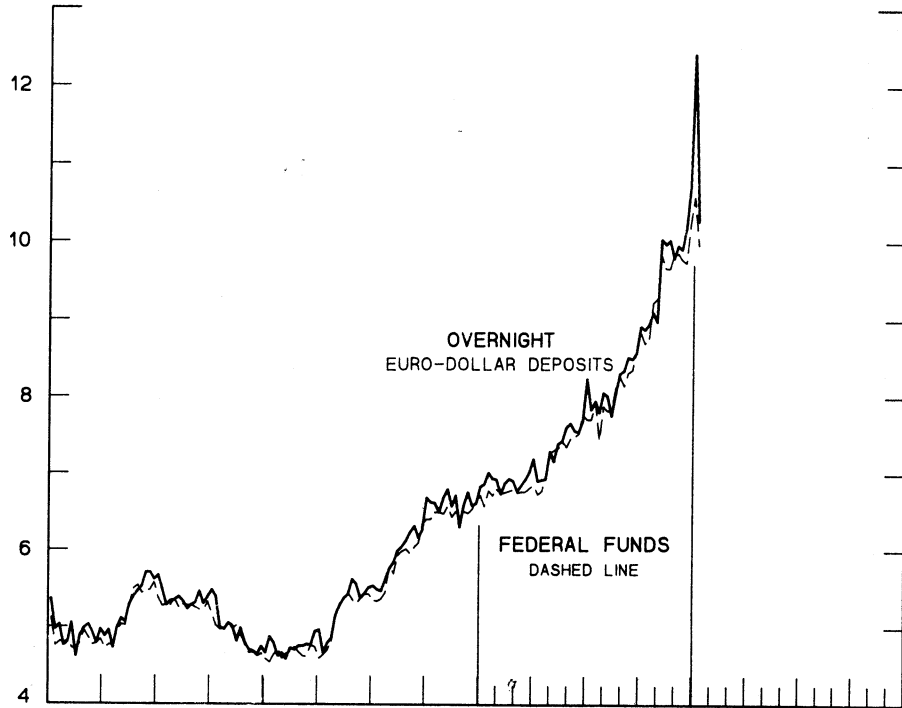
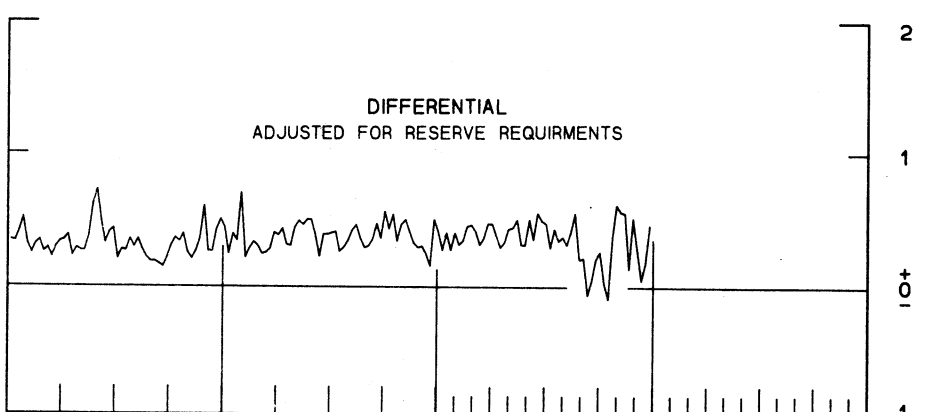
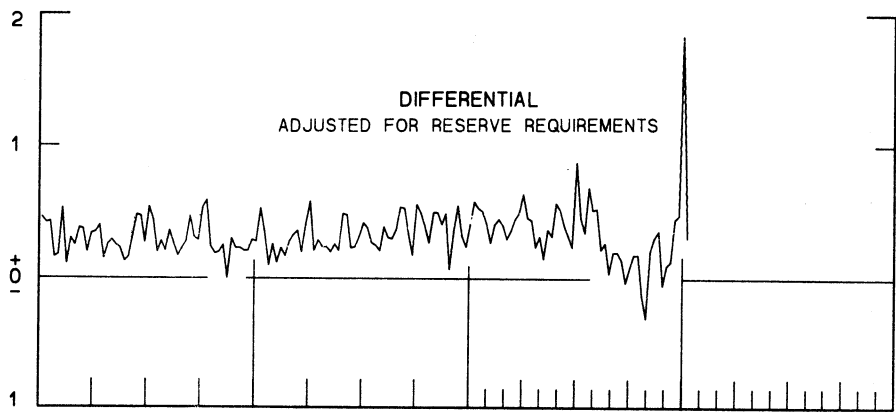
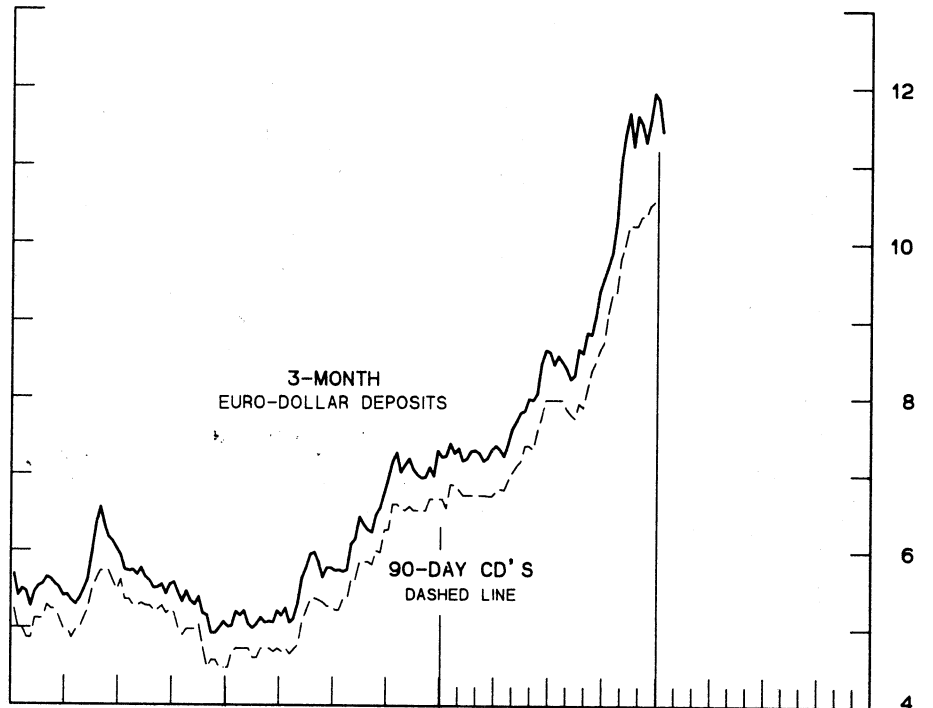


CHART 7
SELECTED EURO-DOLLAR AND U. S. MONEY MARKET RATES
 AVERAGES FOR WEEK ENDING WEDNESDAY

PER CENT PER ANNUM



PER CENT PER ANNUM



1977

1979

1977

1979

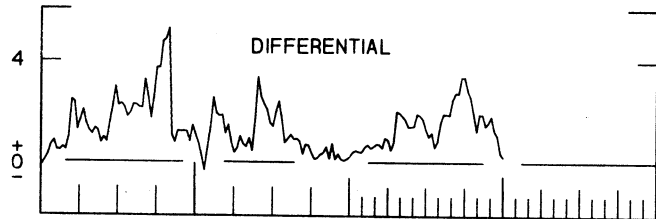
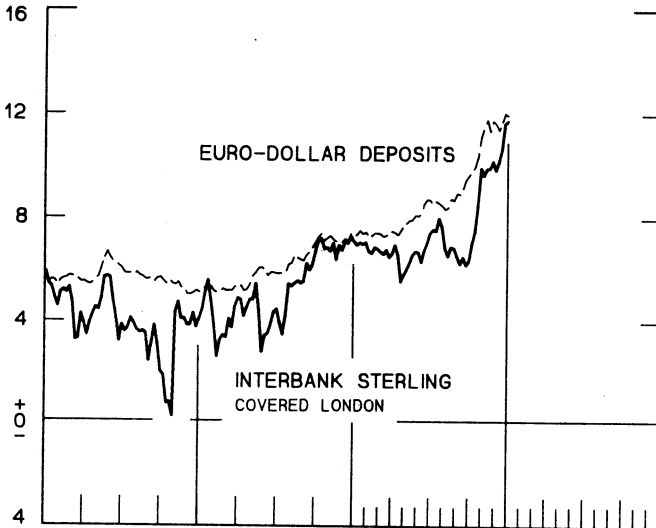
FAVORS BORROWING IN U. S. IF POSITIVE

CHART 8

INTEREST ARBITRAGE: 3-MONTH FUNDS

DIFFERENTIAL: PLUS(+), INDICATES FAVOR DOLLAR ASSETS
AVERAGES FOR WEEK ENDING WEDNESDAY

PER CENT PER ANNUM



PER CENT PER ANNUM

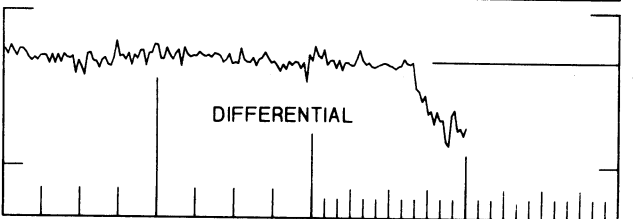
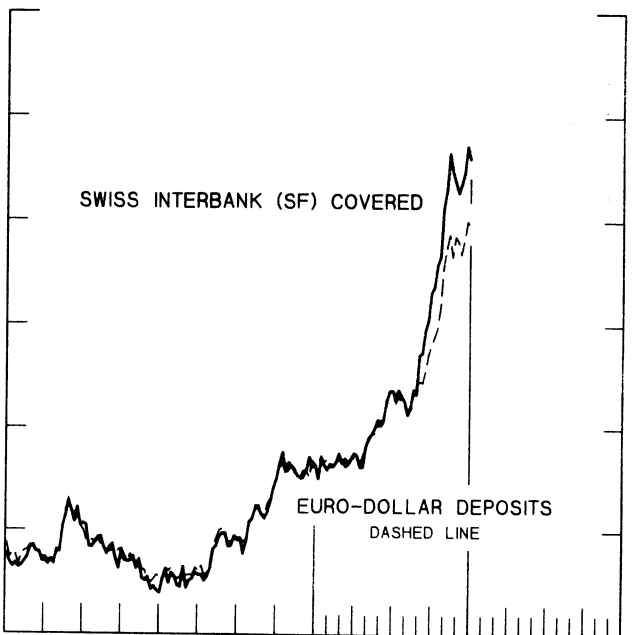
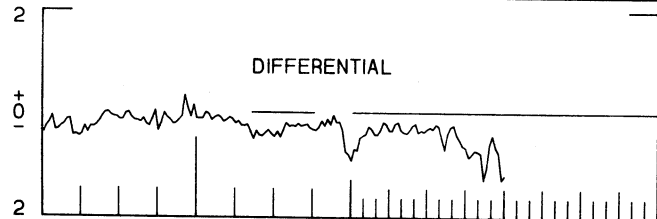
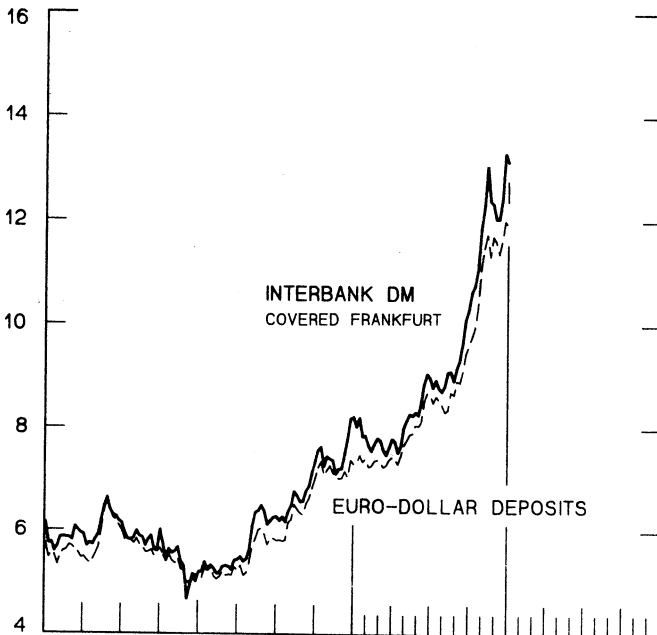
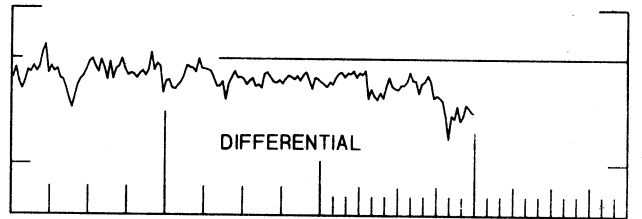
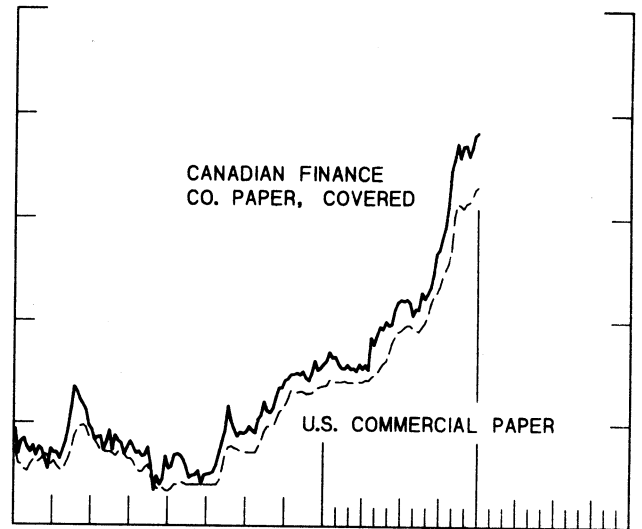


CHART 9
LONG-TERM GOVERNMENT BOND YIELDS
 WEEKLY SERIES

PER CENT PER ANNUM

PER CENT PER ANNUM

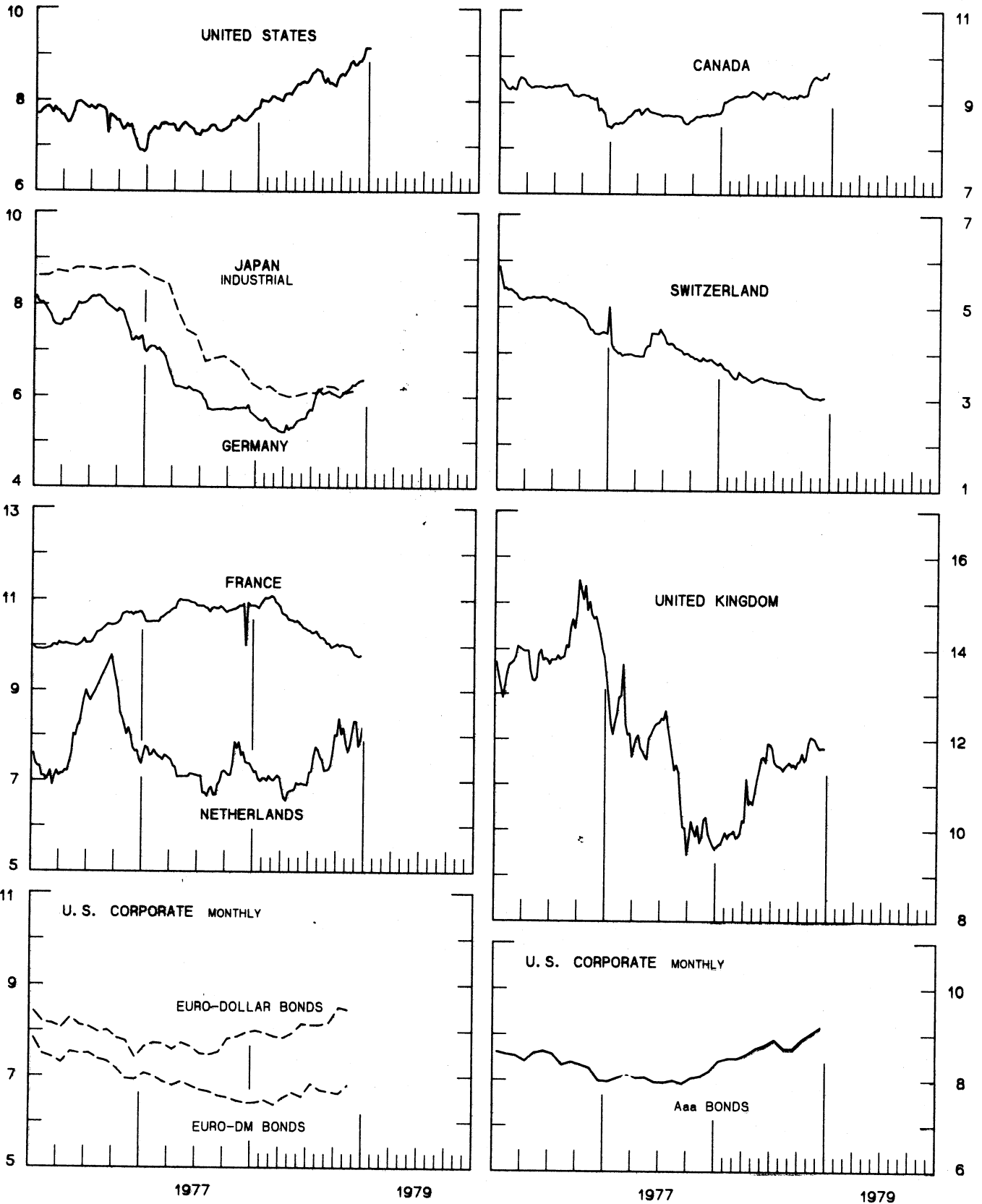
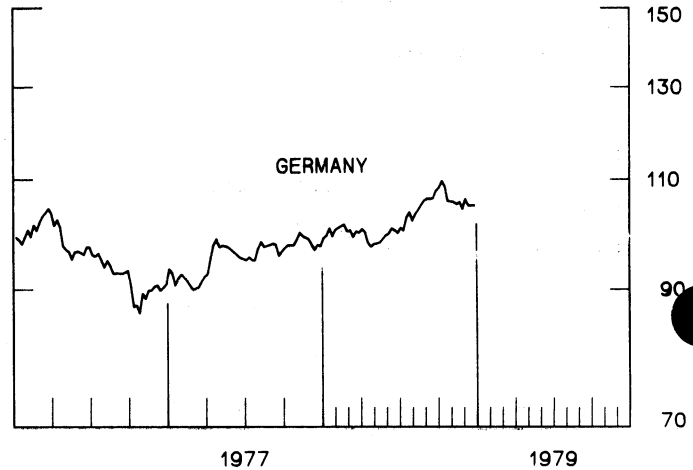
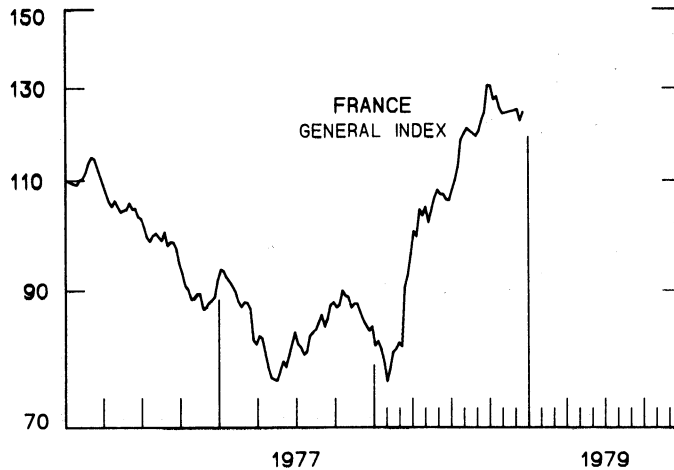
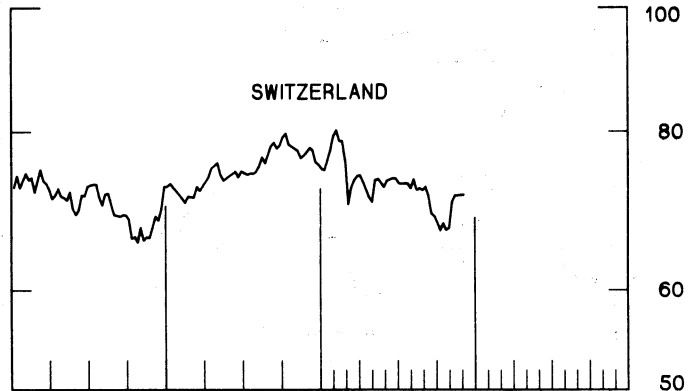
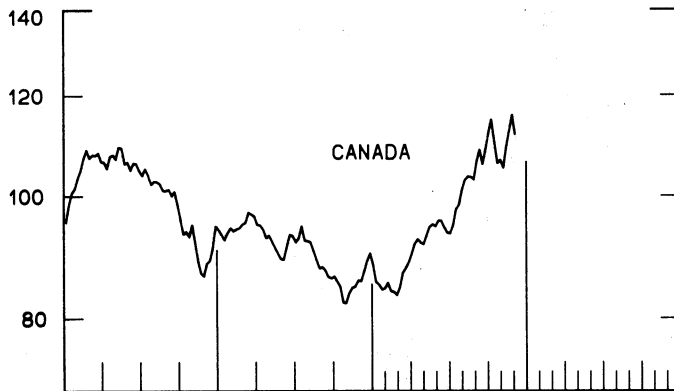
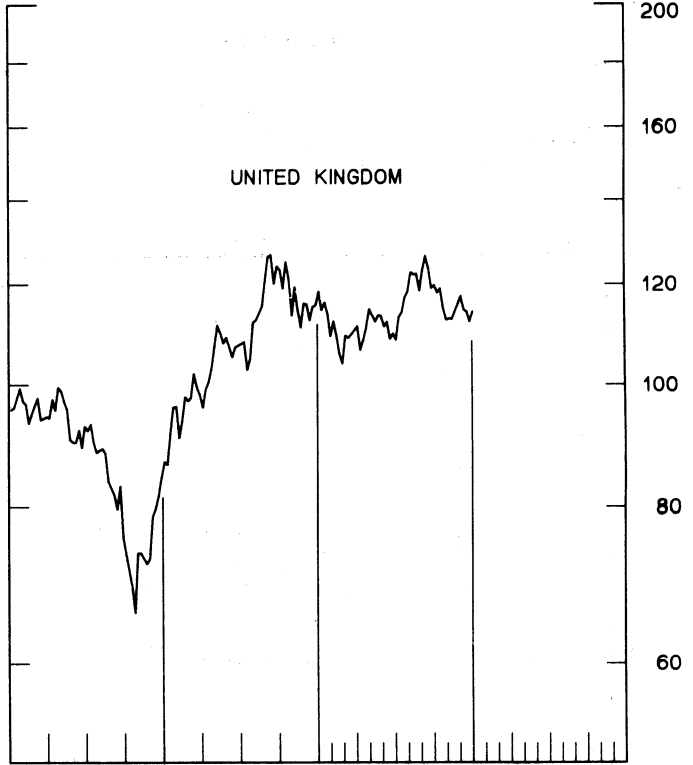
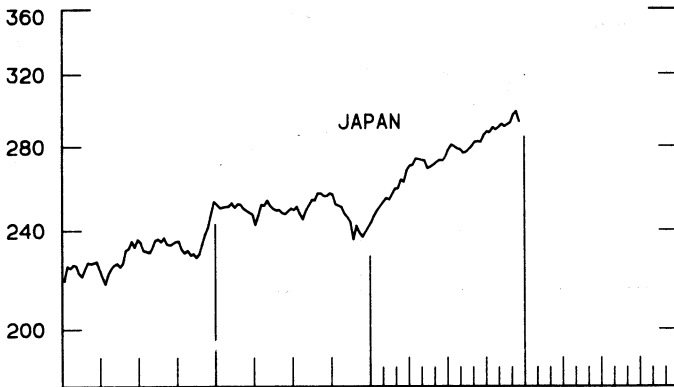
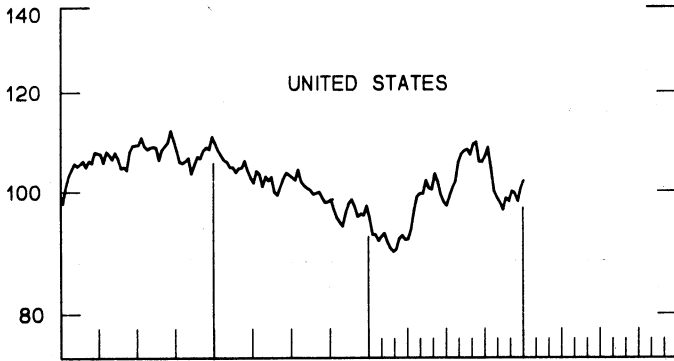


CHART 10
INDUSTRIAL STOCK INDEXES
 WEEKLY SERIES

RATIO SCALE
 1969=100

RATIO SCALE
 1969=100



1977

1979

1977

1979

SERIES NAME

LAST VALUE PLOTTED
DATE VALUE

CHART 1. SPOT EXCHANGE RATES AND INDICES

WEEKLY AVERAGES, NOON BUYING RATES (U.S. CENTS)

GERMAN MARK	JAN. 10	54.11
JAPANESE YEN	JAN. 10	0.50917
DUTCH GUILDER	JAN. 10	50.13
U.K. POUND	JAN. 10	201.72
CANADIAN DOLLAR	JAN. 10	84.21
FRENCH FRANC	JAN. 10	23.61
SWISS FRANC	JAN. 10	60.48
BELGIAN FRANC	JAN. 10	3.43125
ITALIAN LIRA	JAN. 10	0.11989

INDICES, MARCH 1973 BASE RATES = 100

GERMAN MARK	JAN. 10	152.21
JAPANESE YEN	JAN. 10	133.32
DUTCH GUILDER	JAN. 10	143.91
U.K. POUND	JAN. 10	81.59
CANADIAN DOLLAR	JAN. 10	83.93
FRENCH FRANC	JAN. 10	106.39
SWISS FRANC	JAN. 10	194.58
BELGIAN FRANC	JAN. 10	135.21
ITALIAN LIRA	JAN. 10	68.11

WEIGHTED AVERAGE EXCHANGE VALUE INDICES, MAR 1973 = 100
(G-10 COUNTRIES PLUS SWITZERLAND)

U.S. DOLLAR	JAN. 10	87.50
GERMAN MARK	JAN. 10	145.76
JAPANESE YEN	JAN. 10	122.67
DUTCH GUILDER	JAN. 10	131.91
U.K. POUND	JAN. 10	71.13
CANADIAN DOLLAR	JAN. 10	73.93
FRENCH FRANC	JAN. 10	95.30
SWISS FRANC	JAN. 10	178.01
BELGIAN FRANC	JAN. 10	122.98
ITALIAN LIRA	JAN. 10	59.06
SWEDISH KRONA	JAN. 10	91.67

CHART 2. 3-MONTH FORWARD EXCHANGE RATES, PREMIUM OR DISCOUNT

CANADIAN DOLLAR	JAN. 10	0.54
U.K. POUND	JAN. 10	-1.18
GERMAN MARK	JAN. 10	8.75
FRENCH FRANC	JAN. 10	2.69
SWISS FRANC	JAN. 10	12.79
DUTCH GUILDER	JAN. 10	2.50
JAPANESE YEN	JAN. 10	11.84
ITALIAN LIRA	JAN. 10	-1.74

SERIES NAME	LAST VALUE PLOTTED DATE	VALUE
CHART 3. GOLD PRICE IN LONDON, AFTERNOON FIXING		
U.S. DOLLARS PER FINE OUNCE	JAN. 10	223.29
CHART 4. CALL MONEY RATES		
U.S. FEDERAL FUNDS	JAN. 10	9.97
OVERNIGHT EURO-DOLLAR DEPOSITS	JAN. 10	10.28
U.K. 2-DAY LOCAL AUTHORITY DEPOSITS	JAN. 5	11.38
CANADA	DEC. 22	10.60
GERMANY	JAN. 5	2.90
EURO-DM	JAN. 5	3.28
JAPAN	JAN. 5	4.38
FRANCE	JAN. 5	6.75
NETHERLANDS	DEC. 29	7.50
EURO-SWISS FRANC	JAN. 5	0.03
CHART 5. 3-MONTH INTEREST RATES		
U.S. 90-DAY CD'S		N.A.
GERMAN INTERBANK LOAN	JAN. 10	3.65
JAPANESE BANK LOANS & DISCOUNTS	JAN. 10	4.57
CANADIAN FINANCE PAPER	JAN. 10	10.71
INTERBANK STERLING	JAN. 10	12.40
SWISS INTERBANK LOAN	JAN. 10	0.0
WEIGHTED AVERAGE FOREIGN INTEREST RATE (G-10 COUNTRIES PLUS SWITZERLAND)	JAN. 10	6.41
CHART 6. EURO-DOLLAR DEPOSIT RATES: LONDON		
OVERNIGHT	JAN. 10	10.28
7-DAY	JAN. 10	10.41
1-MONTH	JAN. 10	10.83
3-MONTH	JAN. 10	11.46
6-MONTH	JAN. 10	12.10
1-YEAR	JAN. 10	11.91
CHART 7. SELECTED EURO-DOLLAR AND U.S. MONEY MARKET RATES		
OVERNIGHT EURO-DOLLAR DEPOSITS	JAN. 10	10.28
U.S. FEDERAL FUNDS	JAN. 10	9.97
DIFFERENTIAL ADJ. FOR RESERVE REQUIREMENTS	JAN. 10	0.31
3-MONTH EURO-DOLLAR DEPOSIT RATE	JAN. 10	11.46
U.S. 90-DAY CD'S		N.A.
DIFFERENTIAL ADJ. FOR RESERVE REQUIREMENTS		N.A.

SERIES NAME

LAST VALUE PLOTTED
DATE VALUE

CHART 8. INTEREST ARBITRAGE, 3-MONTH FUNDS

EURO-DOLLAR DEPOSIT	JAN. 10	11.46
INTERBANK STERLING (LONDON), COVERED	JAN. 10	11.22
DIFFERENTIAL	JAN. 10	0.24
U.S. COMMERCIAL PAPER	JAN. 10	10.37
CANADIAN FINANCE PAPER, COVERED	JAN. 10	11.25
DIFFERENTIAL	JAN. 10	-0.88
EURO-DOLLAR DEPOSIT	JAN. 10	11.46
INTERBANK DM (FRANKFURT), COVERED	JAN. 10	12.40
DIFFERENTIAL	JAN. 10	-0.94
EURO-DOLLAR DEPOSIT	JAN. 10	11.46
SWISS INTERBANK, COVERED	JAN. 10	12.79
DIFFERENTIAL	JAN. 10	-1.32

CHART 9. LONG TERM GOVERNMENT BOND YIELDS

UNITED STATES	JAN. 5	9.14
GERMANY	DEC. 29	6.35
JAPAN (MONTHLY)	NOV.	6.10
SWITZERLAND	DEC. 15	3.04
CANADA	DEC. 22	9.68
FRANCE	DEC. 29	9.71
NETHERLANDS	DEC. 29	8.18
UNITED KINGDOM	DEC. 29	11.79

U.S. CORPORATE

AAA BONDS	DEC.	9.16
EURO-DM BONDS	NOV.	6.80
EURO-DOLLAR BONDS	NOV.	8.45

CHART 10. INDUSTRIAL STOCK INDICES

UNITED STATES	JAN. 5	102.07
JAPAN	DEC. 22	293.28
CANADA	DEC. 8	111.94
FRANCE	DEC. 22	124.60
UNITED KINGDOM	JAN. 5	114.22
SWITZERLAND	DEC. 8	71.39
GERMANY	DEC. 29	104.94



FEDERAL RESERVE statistical release

H.10

JANUARY 15, 1979

FOREIGN EXCHANGE RATES

FOR THE WEEK ENDING JANUARY 12, 1979

The Board of Governors of the Federal Reserve System is advised that the Federal Reserve Bank of New York has certified for customs purposes the following noon buying rate in New York City for cable transfers payable in foreign currencies:

COUNTRY	MONETARY UNIT	(RATE U.S. CENTS)				
		JAN. 8	JAN. 9	JAN. 10	JAN. 11	JAN. 12
AUSTRALIA	DOLLAR	114.5800	114.4500	114.1500	113.9200	113.8700
AUSTRIA	SCHILLING	7.42390	7.41290	7.36648	7.35835	7.33676
BELGIUM	FRANC	3.44353	3.42114	3.42936	3.40948	3.41530
CANADA	DOLLAR	84.2000	84.1300	84.1250	84.2050	84.1700
DENMARK	KRONE	19.5771	19.4837	19.4666	19.4156	19.3798
FINLAND	MARKKA	25.3485	25.3485	25.2175	25.2207	25.1067
FRANCE	FRANC	23.7079	23.5849	23.5710	23.4467	23.4742
GERMANY	D. MARK	54.3036	54.0541	54.1126	53.7490	53.8793
INDIA	RUPEE	12.3800	12.3800	12.3800	12.3800	12.0000
IRELAND	POUND	202.5000	201.8500	200.7000	200.0500	199.5500
ITALY	LIRA	0.12016	0.11994	0.11947	0.11919	0.11876
JAPAN	YEN	0.51112	0.50852	0.50852	0.50441	0.50607
MALAYSIA	DOLLAR	45.2400	45.3800	44.9850	44.9950	45.0450
MEXICO	PESO	4.4053	4.4053	4.4053	4.4033	4.4033
NETHERLANDS	GUILDER	50.3271	50.0000	50.1253	49.6771	49.9002
NEW ZEALAND	DOLLAR	106.2000	106.3000	105.8000	105.6500	105.4000
NORWAY	KRONE	19.8965	19.8413	19.8137	19.7433	19.7239
PORTUGAL	ESCUDO	2.1459	2.1482	2.1377	2.1209	2.1254
SOUTH AFRICA	RAND	115.0000	115.0000	115.0000	115.0000	115.0000
SPAIN	PESETA	1.4296	1.4314	1.4265	1.4253	1.4241
SRI LANKA	RUPEE	6.5000	6.5000	6.5000	6.5000	6.4500
SWEDEN	KRONA	23.0920	23.0150	23.0627	22.8807	22.9489
SWITZERLAND	FRANC	60.8273	60.0420	60.1866	59.6303	59.3120
UNITED KINGDOM	POUND	202.5000	201.8500	200.7000	200.0500	199.5500