

S-440

DATA FILE
LIBRARY
FEDERAL RESERVE BANK
OF CHICAGO

LIBRARY
DEC 26 1978
FEDERAL RESERVE
BANK OF CHICAGO

Selected Interest & Exchange Rates

Weekly Series of Charts

December 18, 1978

Prepared by the
FINANCIAL MARKETS
SECTION

DIVISION OF
INTERNATIONAL FINANCE

BOARD OF GOVERNORS
FEDERAL RESERVE SYSTEM
Washington, D.C. 20551

Index

SUBSCRIPTION RATES:

Weekly \$15.00 per year or \$.40 each in the United States, its possessions, Canada, and Mexico; 10 or more of the same issue to one address, \$13.50 per year or \$.35 each. Elsewhere, \$20.00 per year or \$.50 each. Address requests to Publications Services, Division of Administrative Services, and make payment remittance payable to the order of the Board of Governors of the Federal Reserve System in a form collectible at par in U.S. Currency.

TABLES

- 1 – 6 SECURITY VOLUME AND YIELDS
- 7, 8 STOCK MARKET AND SECURITY CREDIT
- 9 – 16 MORTGAGE MARKET

SYMBOLS

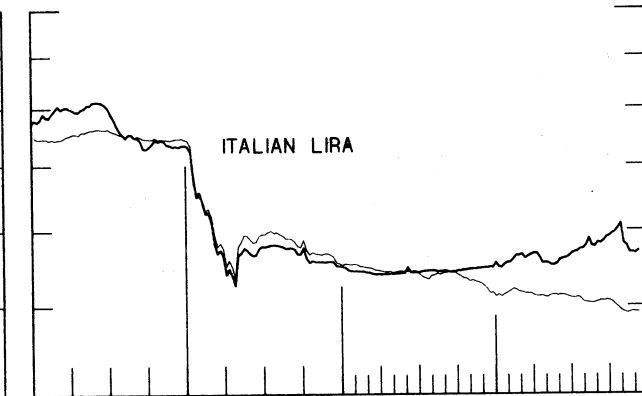
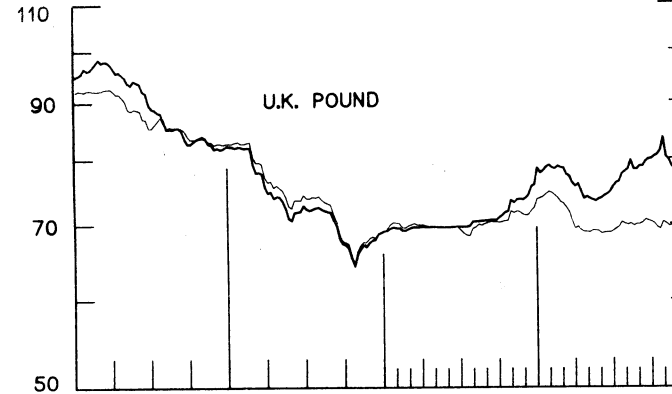
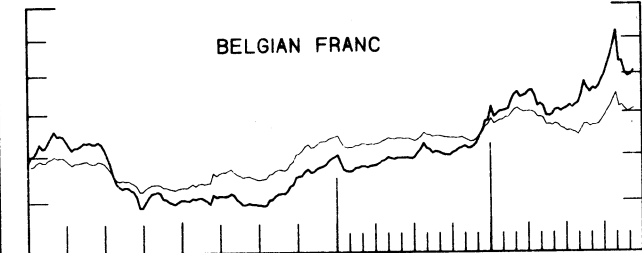
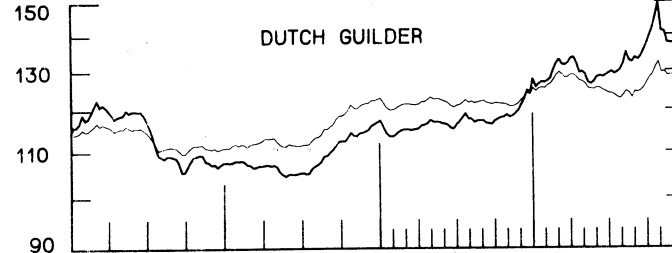
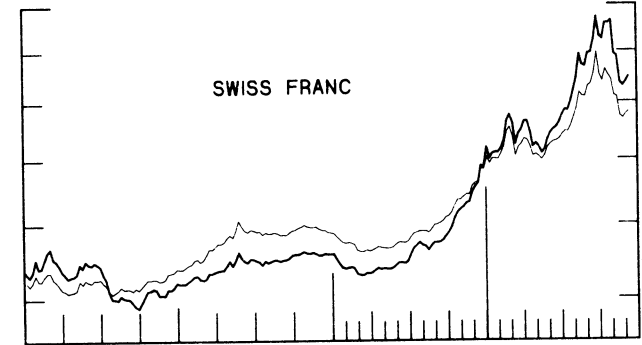
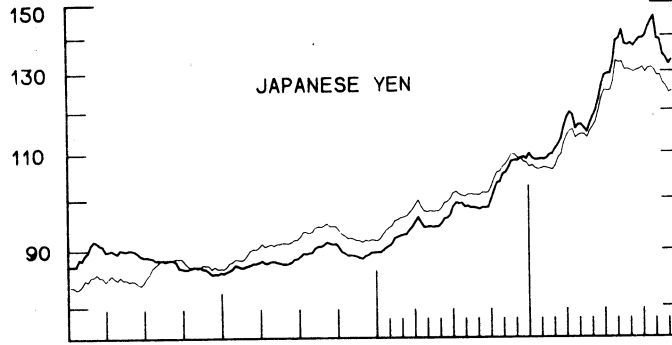
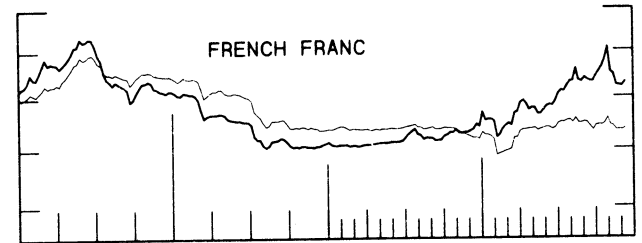
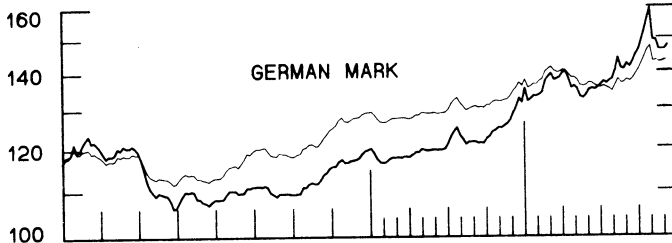
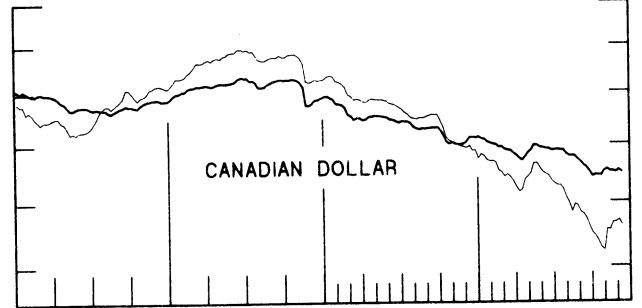
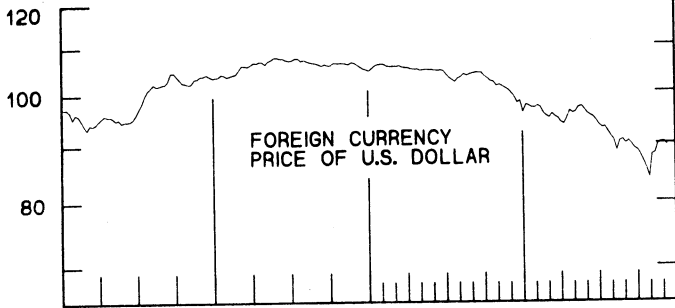
- e** ESTIMATE
- p** PRELIMINARY
- r** REVISED
- n.a.** NOT AVAILABLE
- DATA DO NOT EXIST

SPOT EXCHANGE INDICES

DOLLAR PRICES OF FOREIGN CURRENCIES AND WEIGHTED AVERAGE VALUES (THIN LINE)
AVERAGES FOR WEEK ENDING WEDNESDAY

RATIO SCALE
MARCH 1973=100

RATIO SCALE
MARCH 1973=100



1976

1978

1976

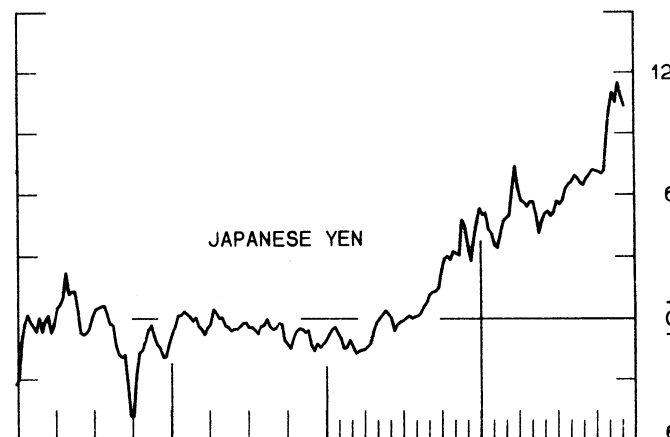
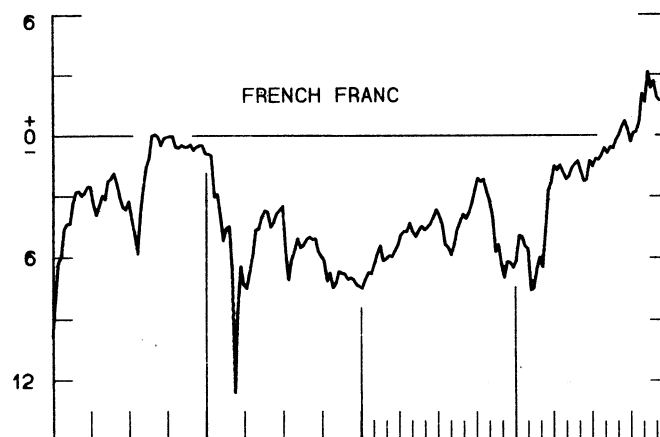
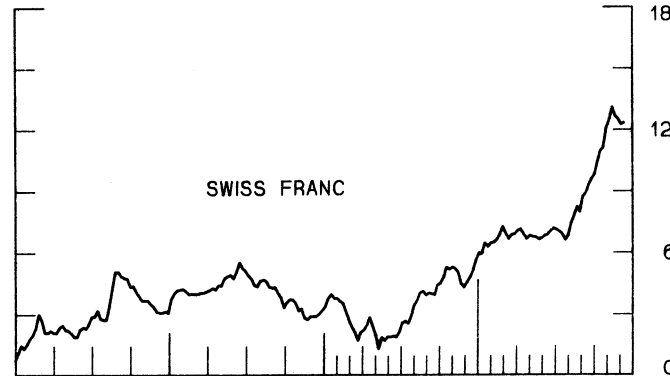
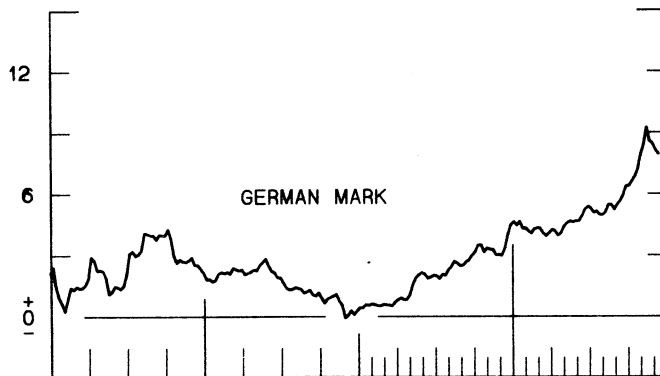
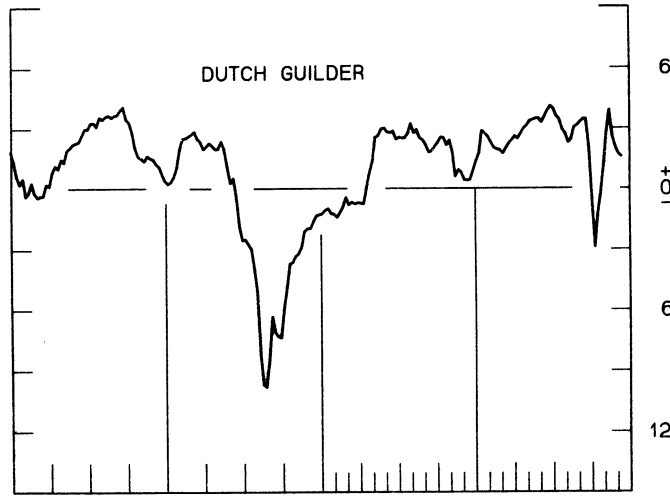
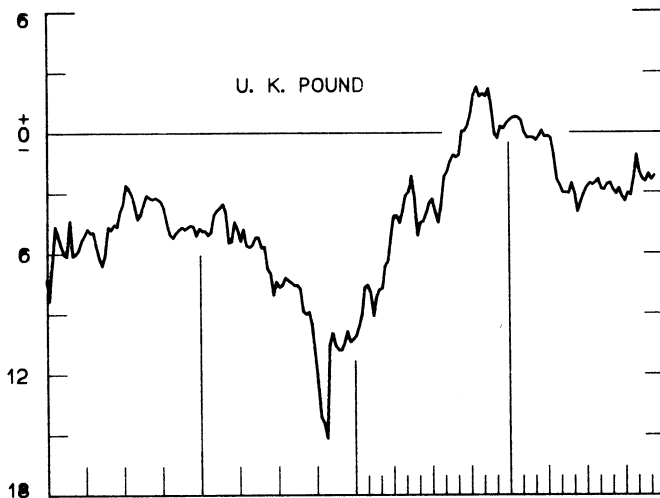
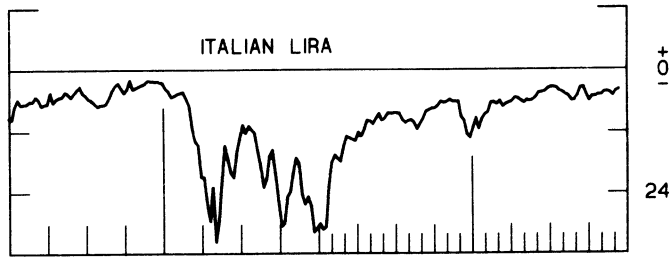
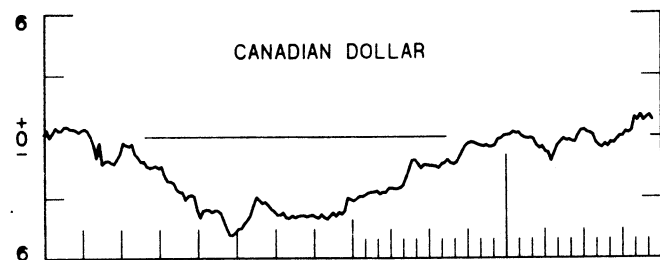
1978

CHART 2
3-MONTH FORWARD EXCHANGE RATES

PREMIUM (+) OR (-)
 AVERAGES FOR WEEK ENDING WEDNESDAY

PER CENT PER ANNUM

PER CENT PER ANNUM



1976

1978

1976

1978

CHART 3
PRICE OF GOLD IN LONDON
AVERAGES FOR WEEK ENDING WEDNESDAY

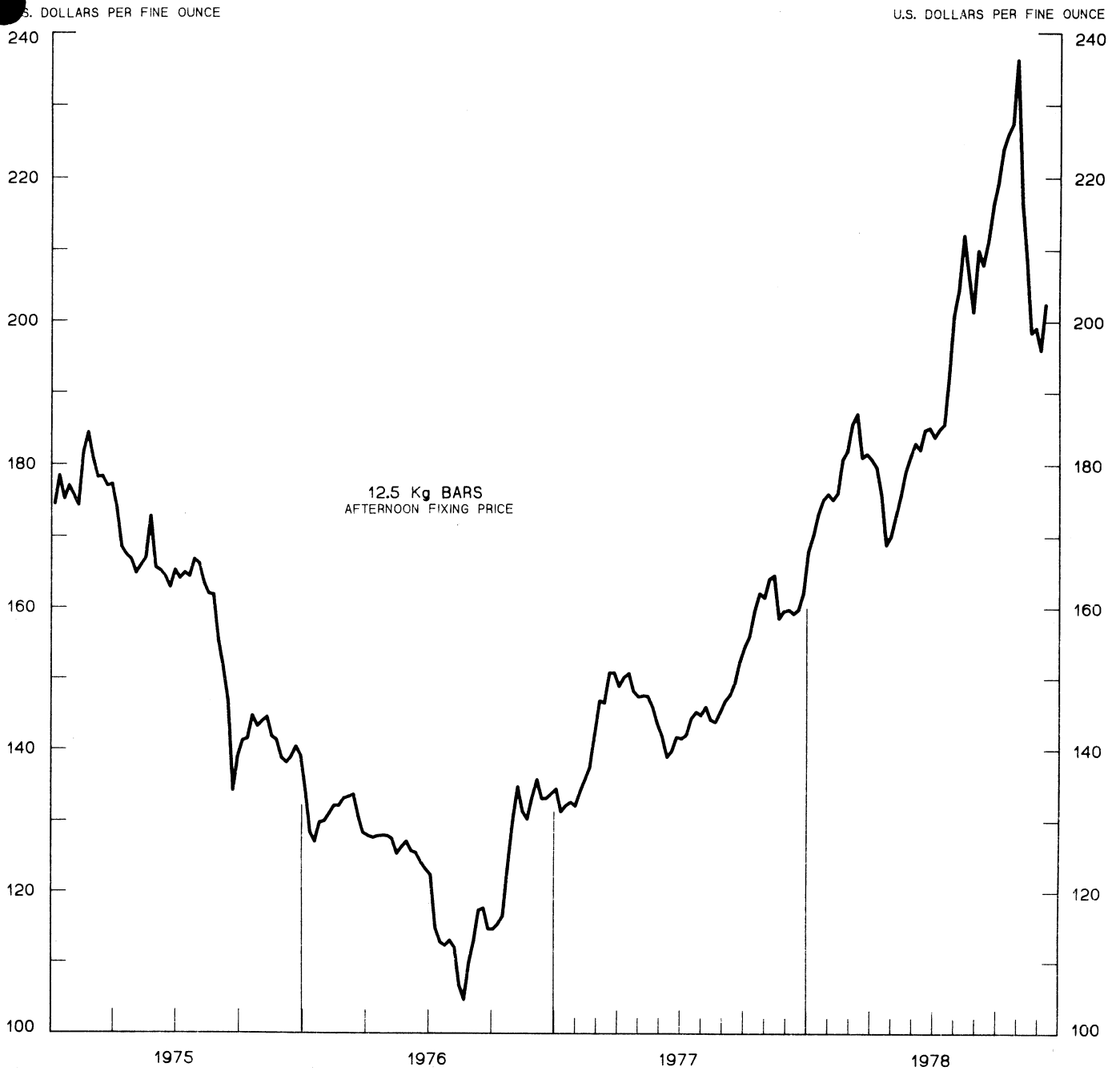


CHART 4
CALL MONEY RATES
 WEEKLY SERIES

PER CENT PER ANNUM

PER CENT PER ANNUM

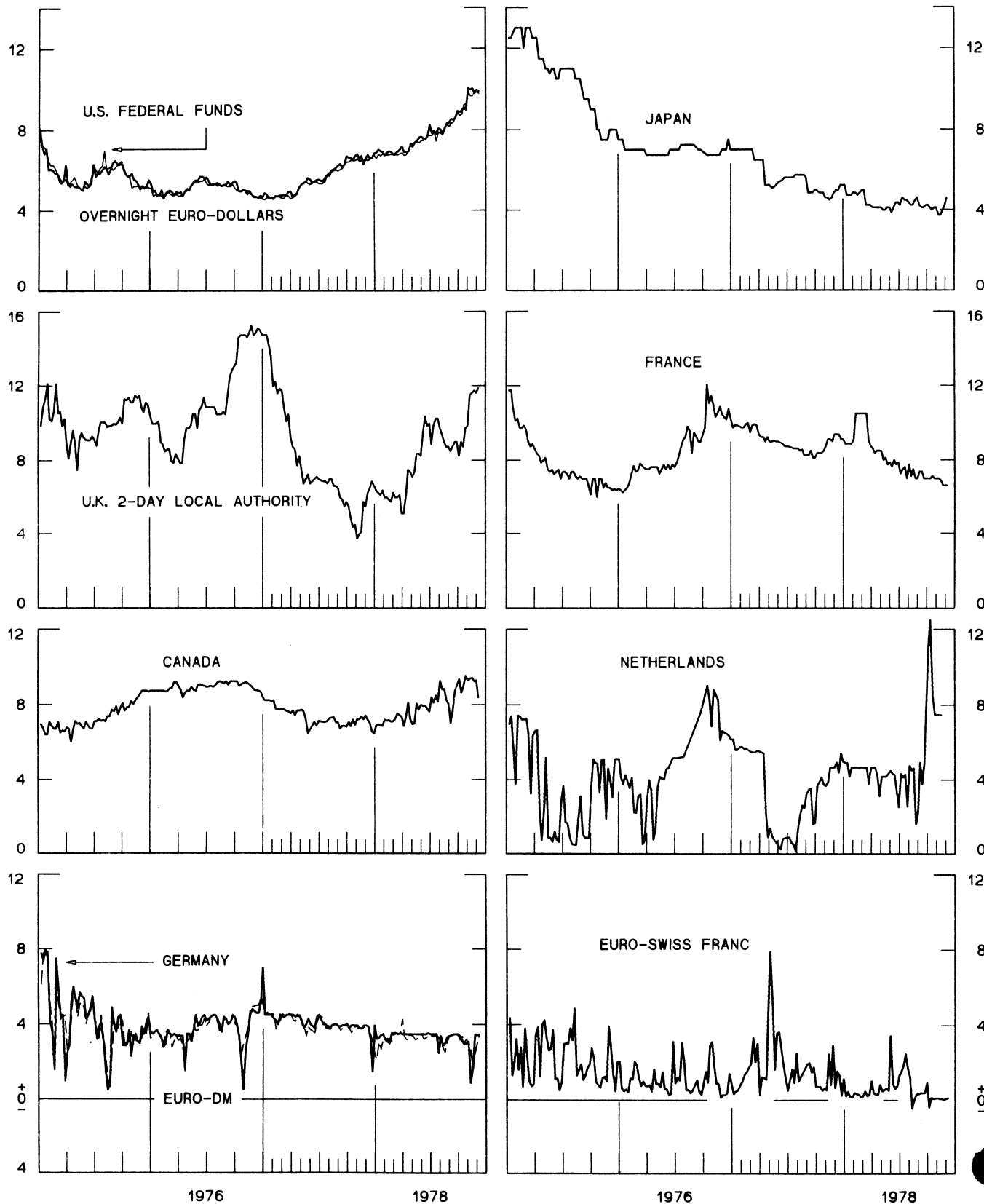
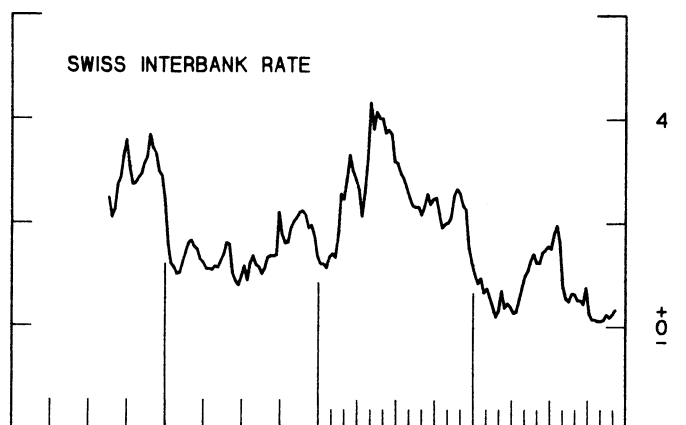
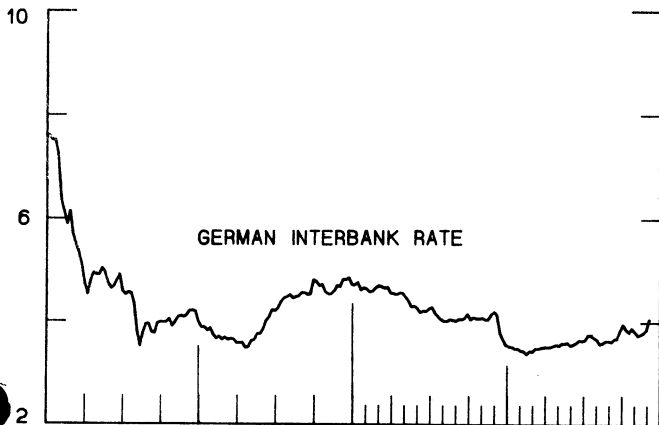
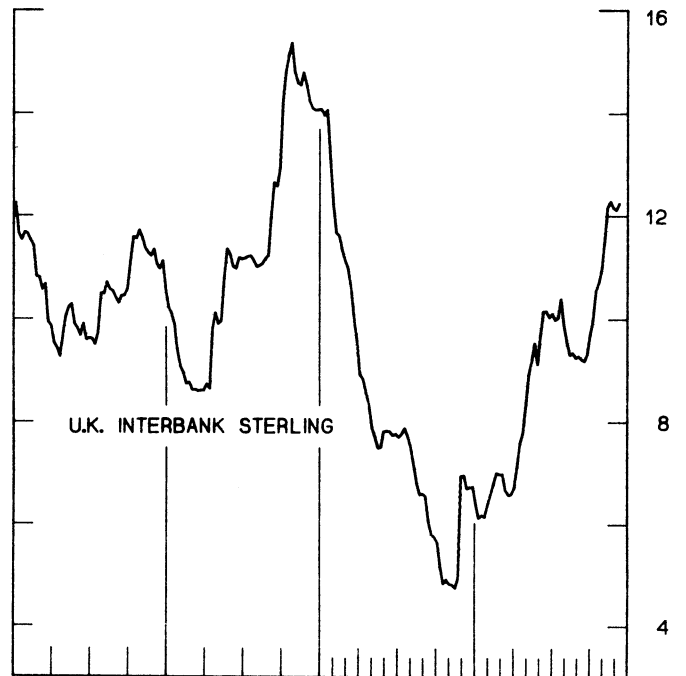
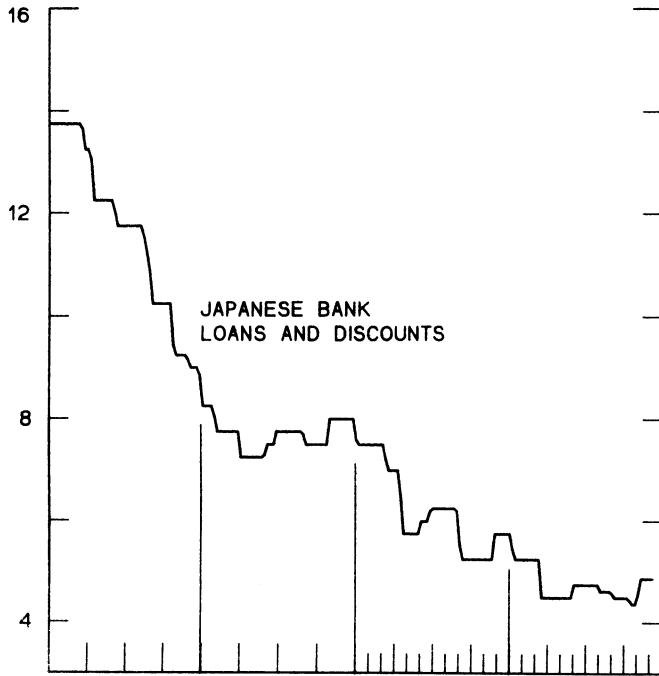
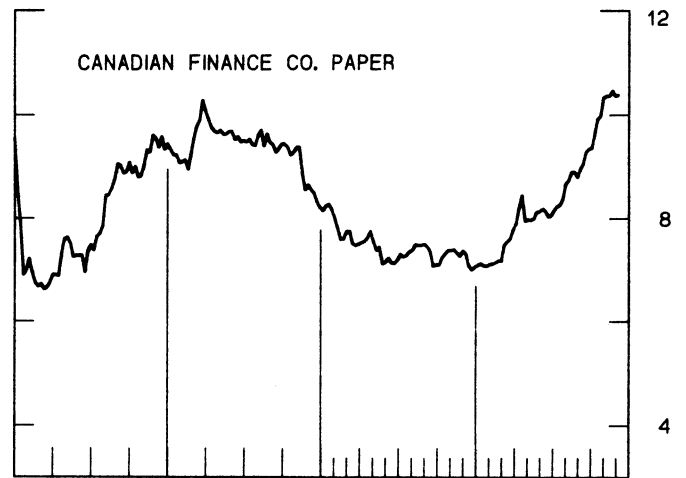
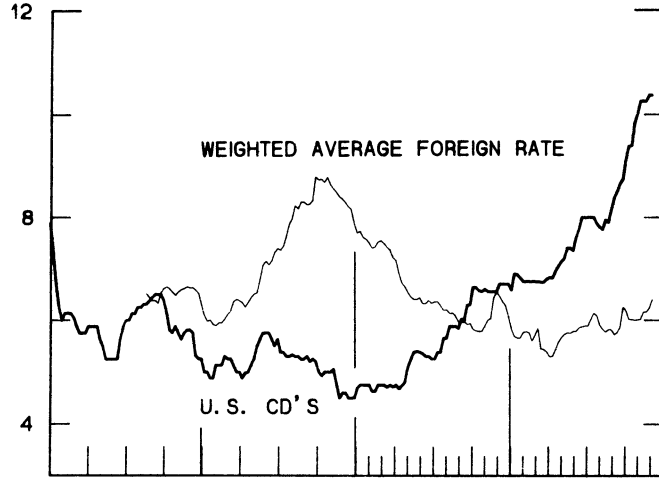


CHART 5
3-MONTH INTEREST RATES
 WEEKLY SERIES

PER CENT PER ANNUM

PER CENT PER ANNUM



1976

1978

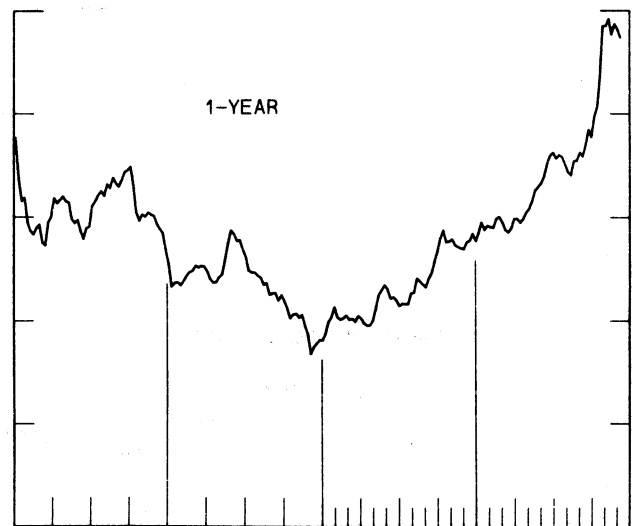
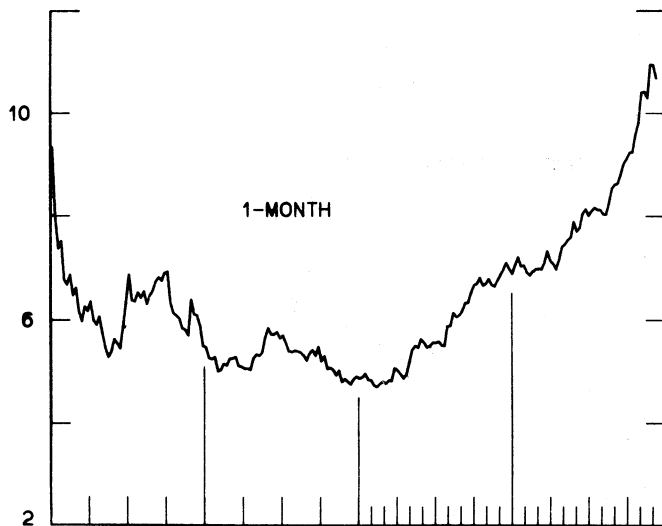
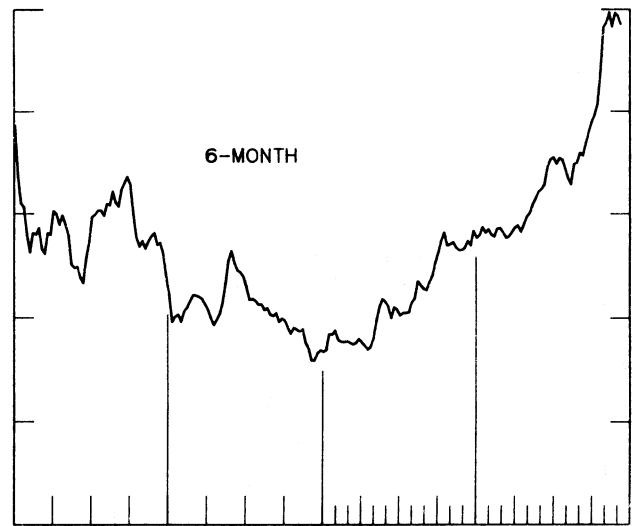
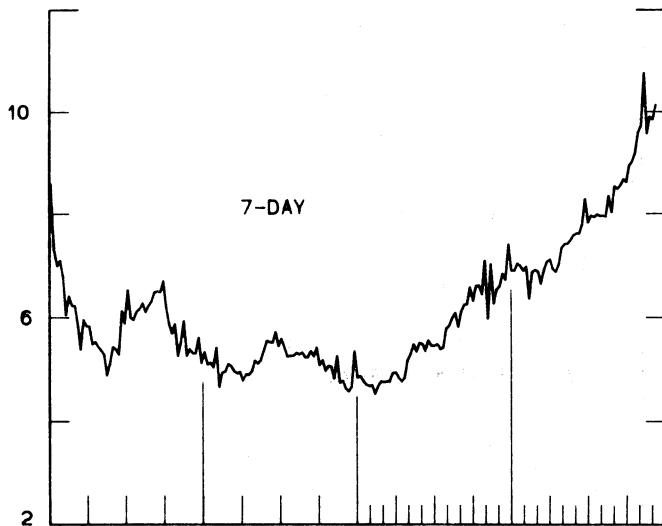
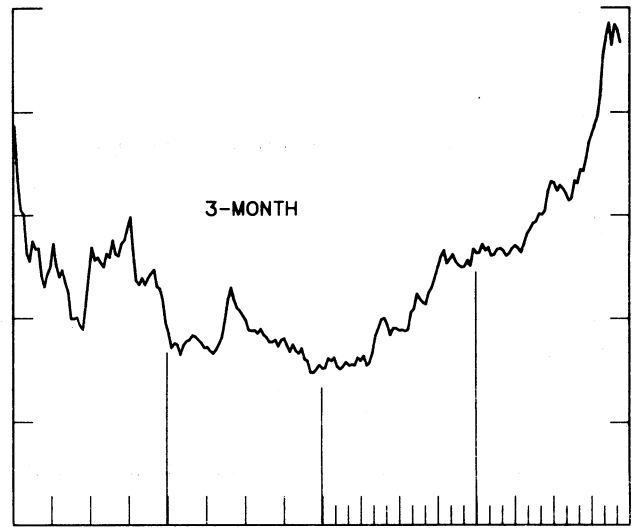
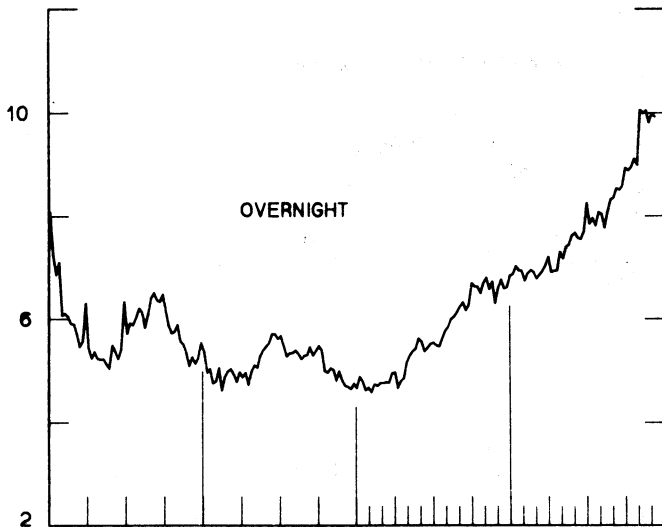
1976

1978

CHART 6
EURO-DOLLAR DEPOSIT RATES LONDON
AVERAGES FOR WEEK ENDING WEDNESDAY

PER CENT PER ANNUM

PER CENT PER ANNUM



1976

1978

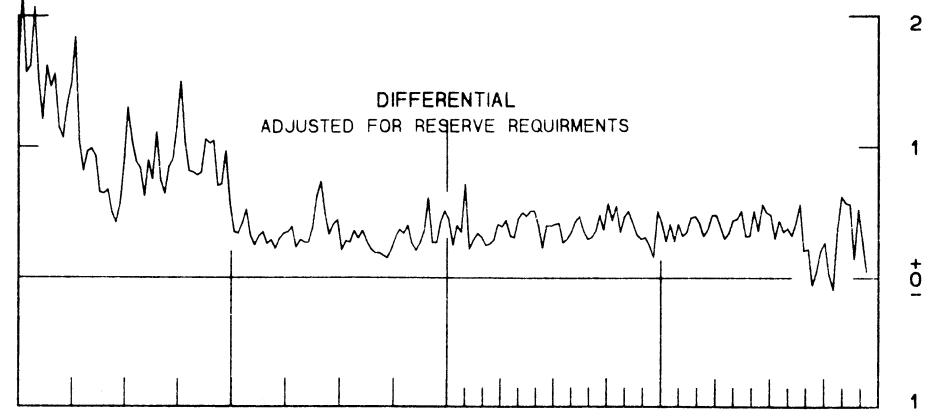
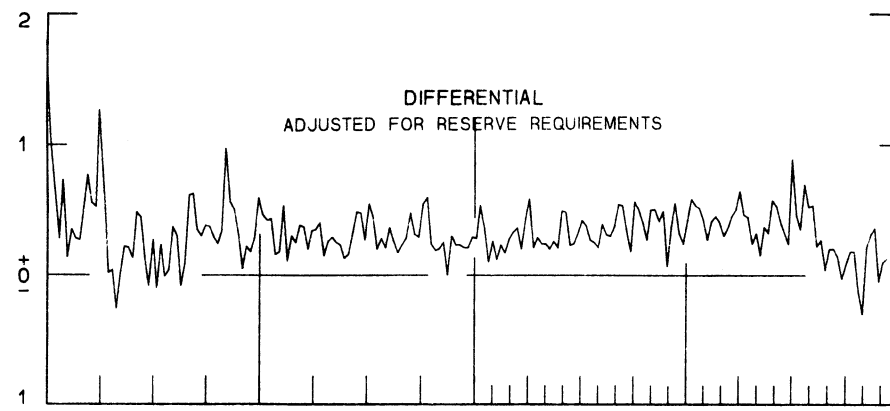
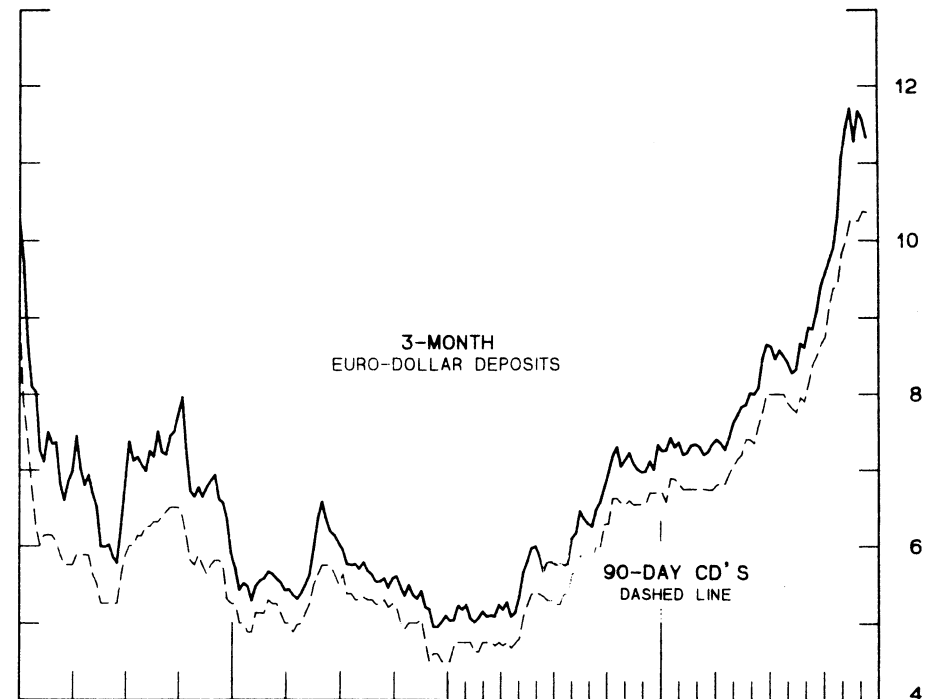
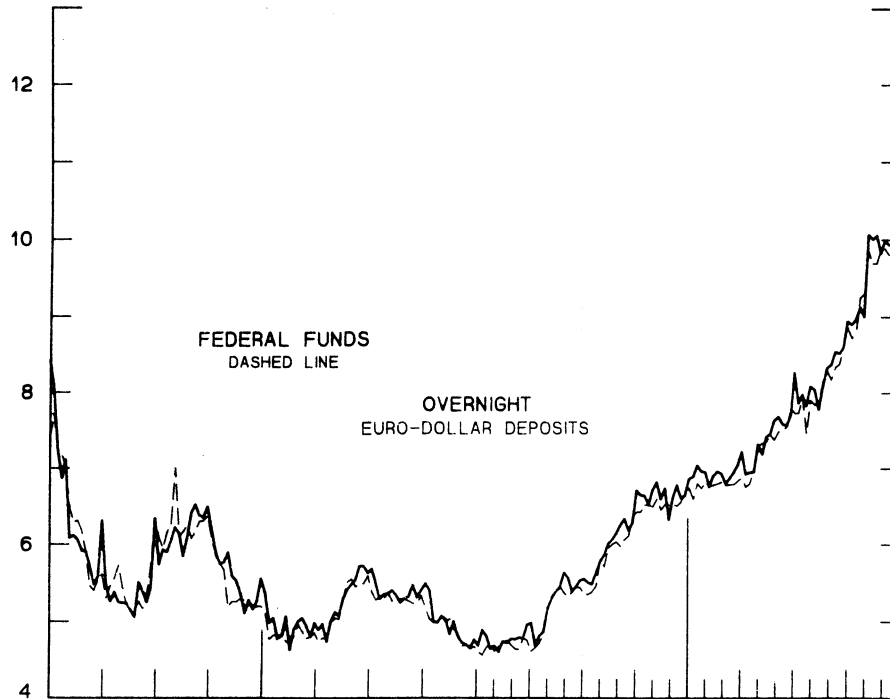
1976

1978

CHART 7
SELECTED EURO-DOLLAR AND U. S. MONEY MARKET RATES
 AVERAGES FOR WEEK ENDING WEDNESDAY

PER CENT PER ANNUM

PER CENT PER ANNUM



1976

1978

1976

1978

FAVORS BORROWING IN U. S. IF POSITIVE

INTEREST ARBITRAGE: 3-MONTH FUNDS

DIFFERENTIAL: PLUS(+), INDICATES FAVOR DOLLAR ASSETS
AVERAGES FOR WEEK ENDING WEDNESDAY

PER CENT PER ANNUM

PER CENT PER ANNUM

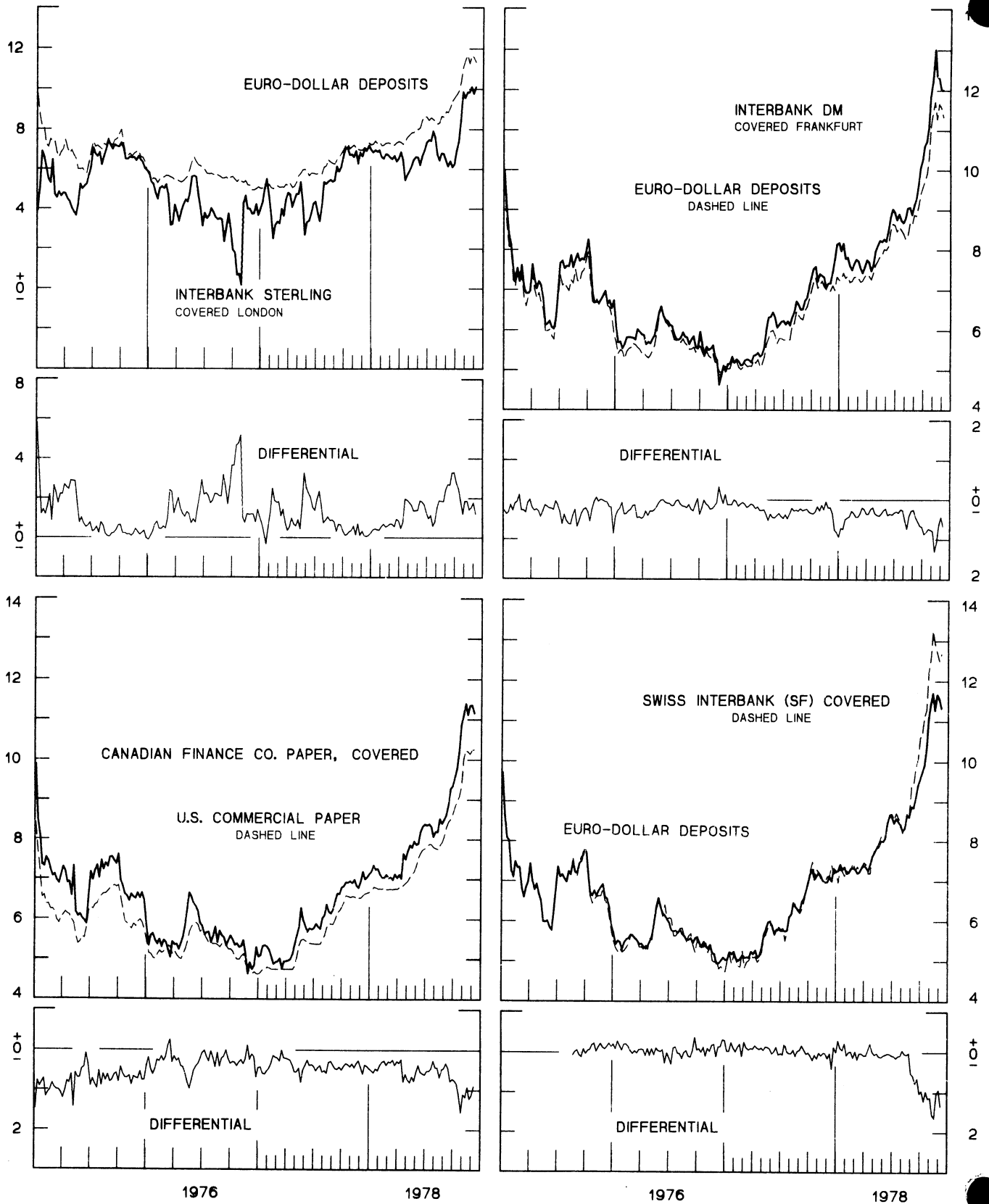
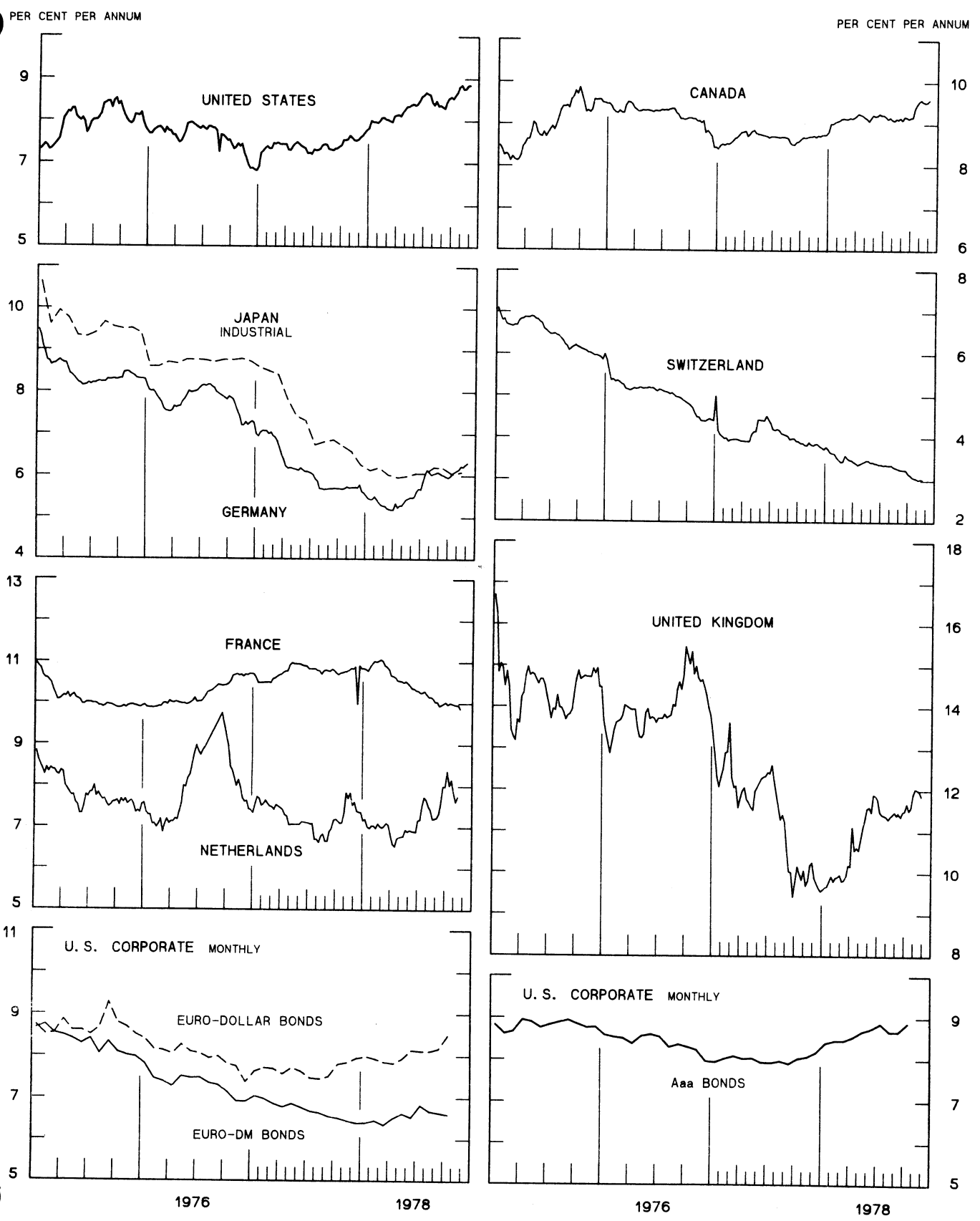


CHART 9
LONG-TERM GOVERNMENT BOND YIELDS
 WEEKLY SERIES

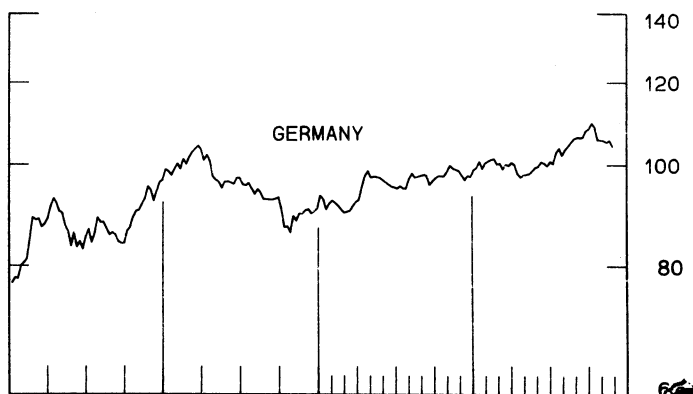
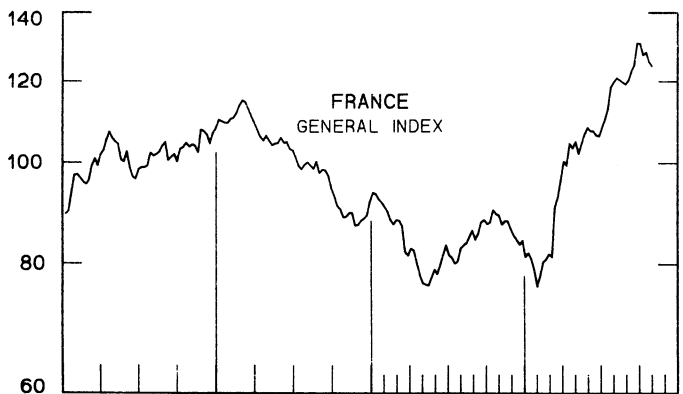
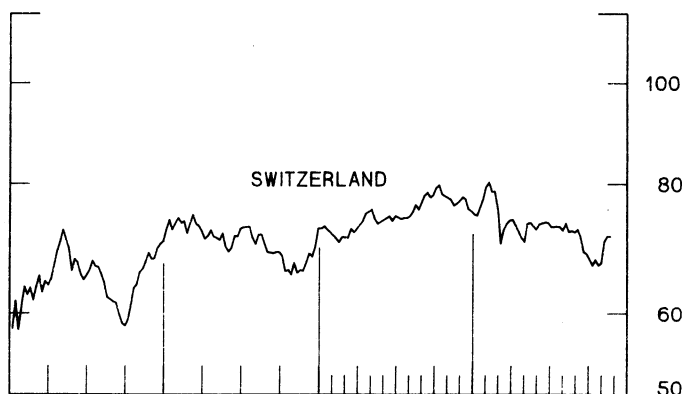
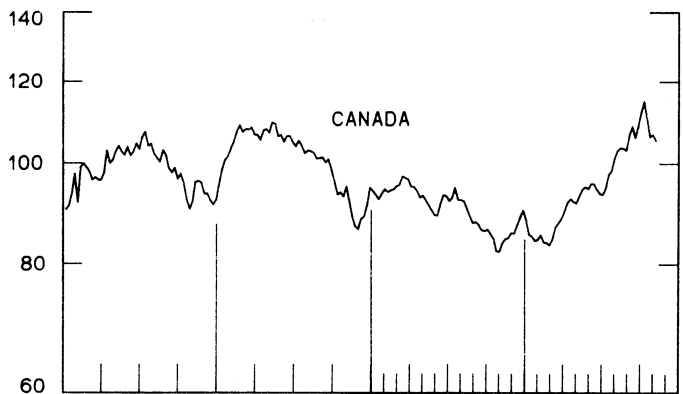
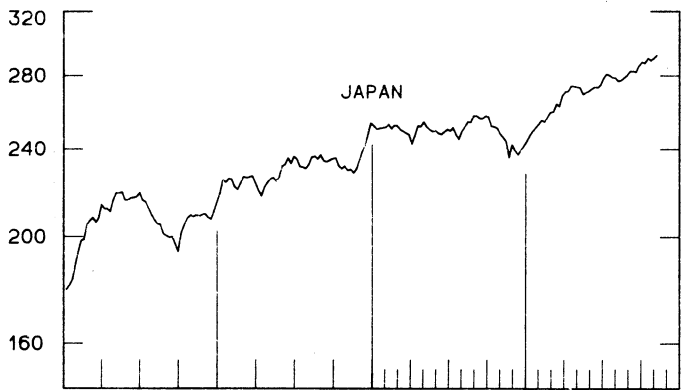
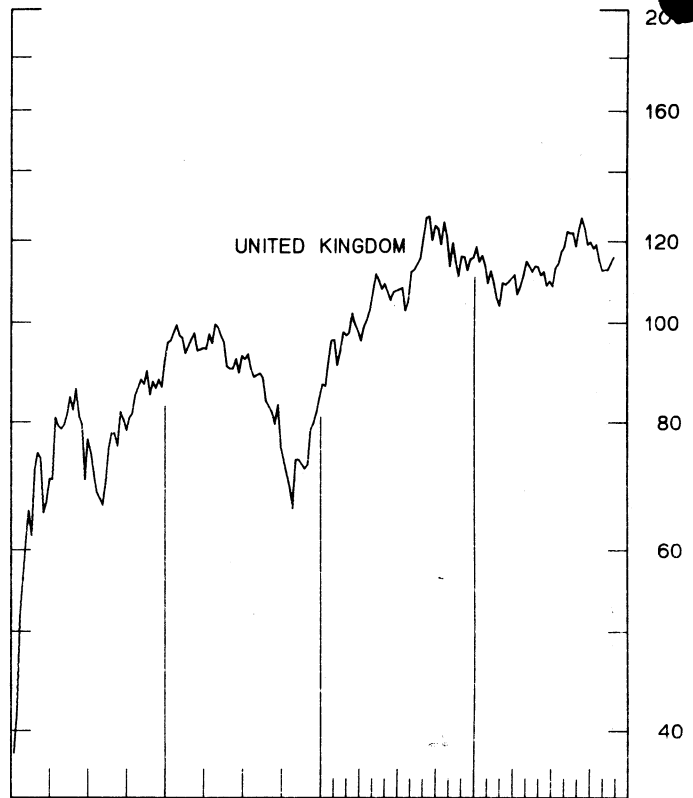
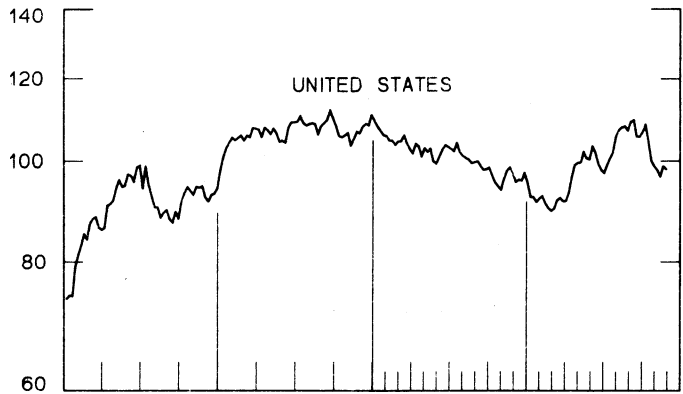


INDUSTRIAL STOCK INDEXES

WEEKLY SERIES

RATIO SCALE
1969=100

RATIO SCALE
1969=100



1976

1978

1976

1978

SERIES NAME

LAST VALUE PLOTTED
DATE VALUE

CHART 1. SPOT EXCHANGE RATES AND INDICES

WEEKLY AVERAGES, NOON BUYING RATES (U.S. CENTS)

GERMAN MARK	DEC. 13	52.40
JAPANESE YEN	DEC. 13	0.50745
DUTCH GUILDER	DEC. 13	48.33
U.K. POUND	DEC. 13	196.77
CANADIAN DOLLAR	DEC. 13	85.00
FRENCH FRANC	DEC. 13	22.81
SWISS FRANC	DEC. 13	58.80
BELGIAN FRANC	DEC. 13	3.31303
ITALIAN LIRA	DEC. 13	0.11795

INDICES, MARCH 1973 BASE RATES = 100

GERMAN MARK	DEC. 13	147.41
JAPANESE YEN	DEC. 13	132.87
DUTCH GUILDER	DEC. 13	138.75
U.K. POUND	DEC. 13	79.58
CANADIAN DOLLAR	DEC. 13	84.72
FRENCH FRANC	DEC. 13	102.79
SWISS FRANC	DEC. 13	189.16
BELGIAN FRANC	DEC. 13	130.55
ITALIAN LIRA	DEC. 13	67.01

WEIGHTED AVERAGE EXCHANGE VALUE INDICES, MAR 1973 = 100

U.S. DOLLAR	DEC. 13	89.48
GERMAN MARK	DEC. 13	143.27
JAPANESE YEN	DEC. 13	124.64
DUTCH GUILDER	DEC. 13	129.27
U.K. POUND	DEC. 13	70.57
CANADIAN DOLLAR	DEC. 13	76.11
FRENCH FRANC	DEC. 13	93.53
SWISS FRANC	DEC. 13	176.08
BELGIAN FRANC	DEC. 13	120.75
ITALIAN LIRA	DEC. 13	59.14

CHART 2. 3-MONTH FORWARD EXCHANGE RATES, PREMIUM OR DISCOUNT

CANADIAN DOLLAR	DEC. 13	0.78
U.K. POUND	DEC. 13	-2.14
GERMAN MARK	DEC. 13	7.93
FRENCH FRANC	DEC. 13	1.69
SWISS FRANC	DEC. 13	12.32
DUTCH GUILDER	DEC. 13	1.59
JAPANESE YEN	DEC. 13	10.33
ITALIAN LIRA	DEC. 13	-3.90

SERIES NAME	LAST VALUE PLOTTED	
	DATE	VALUE
CHART 3. GOLD PRICE IN LONDON		
U.S. DOLLARS PER FINE OUNCE	DEC. 13	202.41
CHART 4. CALL MONEY RATES		
U.S. FEDERAL FUNDS	DEC. 13	9.79
OVERNIGHT EURO-DOLLAR DEPOSITS	DEC. 13	9.92
U.K. 2-DAY LOCAL AUTHORITY DEPOSITS	DEC. 8	11.88
CANADA	DEC. 8	8.40
GERMANY	DEC. 8	3.50
EURO-DM	DEC. 8	3.46
JAPAN	DEC. 8	4.63
FRANCE	DEC. 8	6.63
NETHERLANDS	NOV. 17	7.50
EURO-SWISS FRANC	DEC. 8	0.13
CHART 5. 3-MONTH INTEREST RATES		
U.S. 90-DAY CD'S	DEC. 13	10.36
GERMAN INTERBANK LOAN	DEC. 13	4.07
JAPANESE BANK LOANS & DISCOUNTS	DEC. 13	4.88
CANADIAN FINANCE PAPER	DEC. 13	10.38
INTERBANK STERLING	DEC. 13	12.25
SWISS INTERBANK LOAN	DEC. 13	0.34
WEIGHTED AVERAGE FOREIGN INTEREST RATE	DEC. 13	6.40
CHART 6. EURO-DOLLAR DEPOSIT RATES: LONDON		
OVERNIGHT	DEC. 13	9.92
7-DAY	DEC. 13	10.13
1-MONTH	DEC. 13	10.68
3-MONTH	DEC. 13	11.33
6-MONTH	DEC. 13	11.71
1-YEAR	DEC. 13	11.48
CHART 7. SELECTED EURO-DOLLAR AND U.S. MONEY MARKET RATES		
OVERNIGHT EURO-DOLLAR DEPOSITS	DEC. 13	9.92
U.S. FEDERAL FUNDS	DEC. 13	9.79
DIFFERENTIAL ADJ. FOR RESERVE REQUIREMENTS	DEC. 13	0.13
3-MONTH EURO-DOLLAR DEPOSIT RATE	DEC. 13	11.33
U.S. 90-DAY CD'S	DEC. 13	10.36
DIFFERENTIAL ADJ. FOR RESERVE REQUIREMENTS	DEC. 13	0.05

SERIES NAME

LAST VALUE PLOTTED
DATE VALUE

CHART 8. INTEREST ARBITRAGE, 3-MONTH FUNDS

EURO-DOLLAR DEPOSIT	DEC. 13	11.33
INTERBANK STERLING (LONDON), COVERED	DEC. 13	10.11
DIFFERENTIAL	DEC. 13	1.21
U.S. COMMERCIAL PAPER	DEC. 13	10.27
CANADIAN FINANCE PAPER, COVERED	DEC. 13	11.16
DIFFERENTIAL	DEC. 13	-0.89
EURO-DOLLAR DEPOSIT	DEC. 13	11.33
INTERBANK DM (FRANKFURT), COVERED	DEC. 13	12.00
DIFFERENTIAL	DEC. 13	-0.68
EURO-DOLLAR DEPOSIT	DEC. 13	11.33
SWISS INTERBANK, COVERED	DEC. 13	12.67
DIFFERENTIAL	DEC. 13	-1.34

CHART 9. LONG TERM GOVERNMENT BOND YIELDS

UNITED STATES	DEC. 8	8.86
GERMANY	DEC. 8	6.32
JAPAN (MONTHLY)	NOV.	6.10
SWITZERLAND	NOV. 24	3.03
CANADA	DEC. 8	9.59
FRANCE	NOV. 24	9.89
NETHERLANDS	NOV. 17	7.76
UNITED KINGDOM	DEC. 1	11.88

U.S. CORPORATE

AAA BONDS	OCT.	8.89
EURO-DM BONDS	OCT.	6.61
EURO-DOLLAR BONDS	OCT.	8.50

CHART 10. INDUSTRIAL STOCK INDICES

UNITED STATES	DEC. 1	98.34
JAPAN	NOV. 10	292.07
CANADA	NOV. 10	105.32
FRANCE	NOV. 3	124.28
UNITED KINGDOM	DEC. 1	115.84
SWITZERLAND	NOV. 24	71.31
GERMANY	DEC. 1	104.29



FEDERAL RESERVE statistical release

H.10

DECEMBER 18, 1978

FOREIGN EXCHANGE RATES

FOR THE WEEK ENDING DECEMBER 15, 1978

The Board of Governors of the Federal Reserve System is advised that the Federal Reserve Bank of New York has certified for customs purposes the following noon buying rate in New York City for cable transfers payable in foreign currencies:

COUNTRY	MONETARY UNIT	(RATE U.S. CENTS)				
		DEC. 11	DEC. 12	DEC. 13	DEC. 14	DEC. 15
AUSTRALIA	DOLLAR	113.8500	113.8500	113.9500	114.0000	114.0300
AUSTRIA	SCHILLING	7.16461	7.17618	7.15563	7.19942	7.21501
BELGIUM	FRANC	3.32557	3.31895	3.31236	3.32779	3.34113
CANADA	DOLLAR	84.8900	85.0100	84.9200	84.6100	84.6100
DENMARK	KRONE	18.5185	18.8947	18.8679	18.9609	19.0060
FINLAND	MARKKA	24.7586	24.7893	24.7402	24.7525	24.8571
FRANCE	FRANC	22.8571	22.8545	22.8650	22.9358	22.9806
GERMANY	D. MARK	52.5679	52.4797	52.4990	52.7510	52.8346
INDIA	RUPEE	12.0700	12.0700	12.0700	12.0700	12.0700
IRELAND	POUND	197.7000	197.2800	197.6500	197.5500	197.9000
ITALY	LIRA	0.11834	0.11831	0.11772	0.11782	0.11810
JAPAN	YEN	0.51020	0.50929	0.50955	0.51138	0.51073
MALAYSIA	DOLLAR	45.6800	45.7900	45.6500	45.7000	45.8700
MEXICO	PESO	4.3860	4.3898	4.3917	4.3917	4.3937
NETHERLANDS	GUILDER	48.5201	48.4496	48.3910	48.6736	48.8400
NEW ZEALAND	DOLLAR	105.1000	105.0500	105.3000	105.2500	105.2500
NORWAY	KRONE	18.5185	19.5236	19.4552	19.5160	19.5561
PORTUGAL	ESCUDO	2.1345	2.1368	2.1390	2.1390	2.1368
SOUTH AFRICA	RAND	115.0000	115.0000	115.0000	115.0000	115.0000
SPAIN	PESETA	1.4027	1.4019	1.3994	1.4023	1.4029
SRI LANKA	RUPEE	6.4200	6.4200	6.4200	6.4200	6.4200
SWEDEN	KRONA	22.4215	22.5963	22.5861	22.6680	22.7118
SWITZERLAND	FRANC	59.0667	58.9275	58.6338	59.2066	59.3472
UNITED KINGDOM	POUND	197.7000	197.2800	197.6500	197.5500	197.9000