

DATA FILE
LIBRARY
FEDERAL RESERVE BANK
OF CHICAGO

LIBRARY
NOV 6 1978
FEDERAL RESERVE
BANK OF CHICAGO

Selected Interest & Exchange Rates

Weekly Series of Charts

October 30, 1978

Prepared by the
FINANCIAL MARKETS
SECTION

DIVISION OF
INTERNATIONAL FINANCE

BOARD OF GOVERNORS
FEDERAL RESERVE SYSTEM
Washington, D.C. 20551

Table of Contents

TABLES

1. LATEST FIGURES PLOTTED
2. DAILY CERTIFIED SPOT EXCHANGE RATES--H.10 RELEASE

CHARTS

1. SPOT EXCHANGE RATE INDICES
2. 3-MONTH FORWARD EXCHANGE RATES
3. GOLD PRICE--LONDON
4. CALL MONEY RATES
5. 3-MONTH INTEREST RATES
6. EURO-DOLLAR DEPOSIT RATES
7. SELECTED EURO-DOLLAR AND U.S. MONEY MARKET RATES
8. INTEREST ARBITRAGE: 3-MONTH FUNDS
9. LONG-TERM GOVERNMENT BOND YIELDS
10. INDUSTRIAL STOCK INDICES

SUBSCRIPTION RATES:

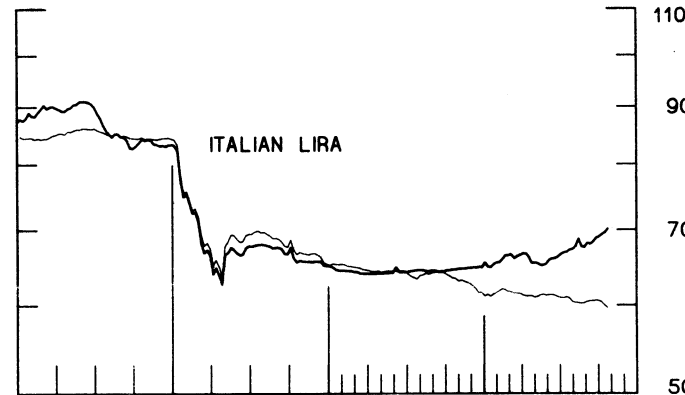
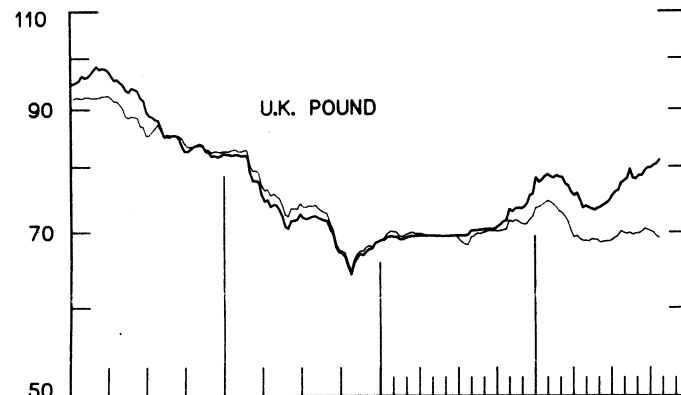
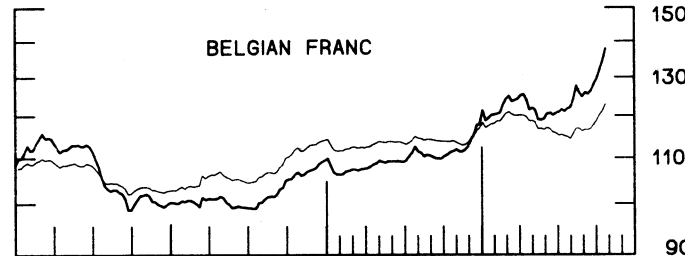
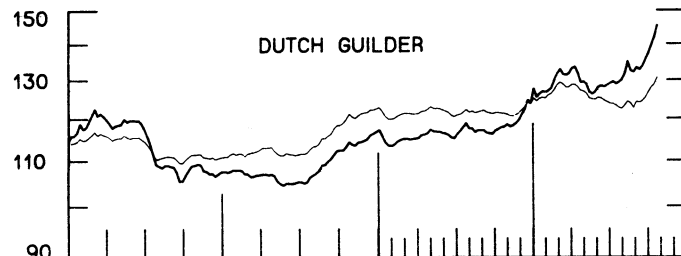
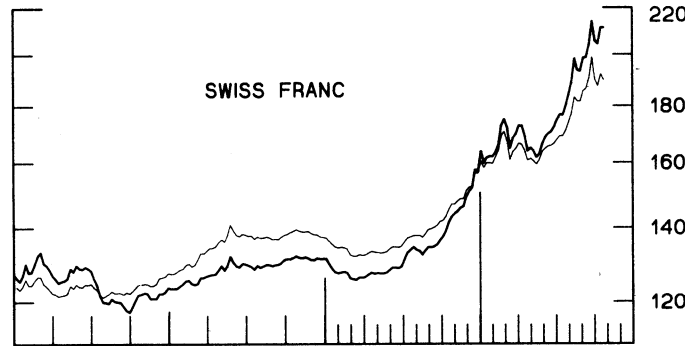
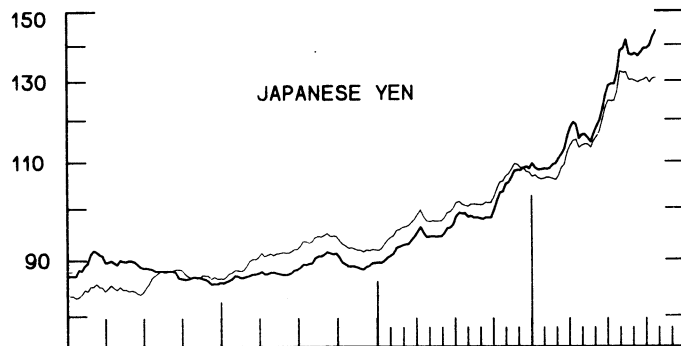
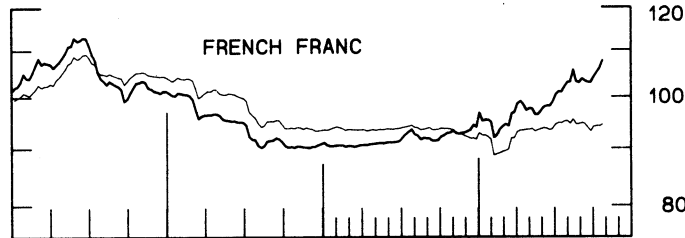
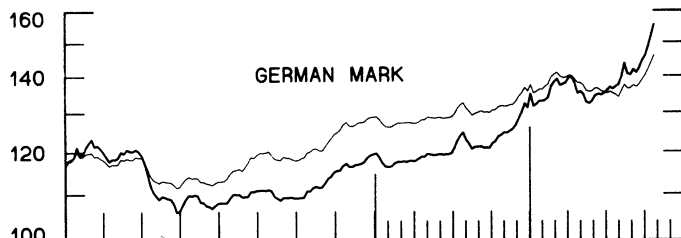
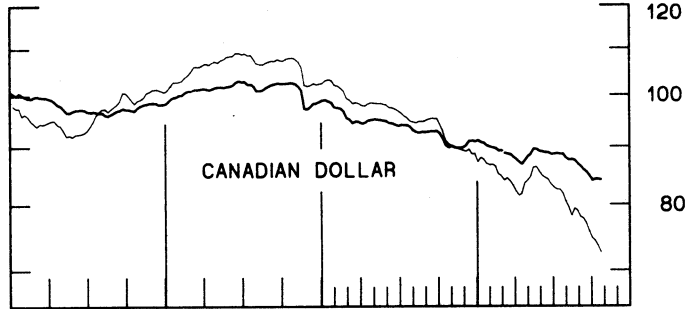
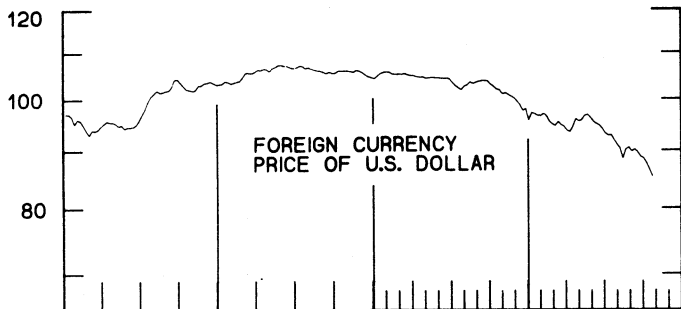
Weekly \$15.00 per year or \$.40 each in the United States, its possessions, Canada, and Mexico; 10 or more of the same issue to one address, \$13.50 per year or \$.35 each. Elsewhere, \$20.00 per year or \$.50 each. Address requests to Publications Services, Division of Administrative Services, and make payment remittance payable to the order of the Board of Governors of the Federal Reserve System in a form collectible at par in U.S. Currency.

SPOT EXCHANGE INDICES

DOLLAR PRICES OF FOREIGN CURRENCIES AND WEIGHTED AVERAGE VALUES (THIN LINE)
AVERAGES FOR WEEK ENDING WEDNESDAY

RATIO SCALE
MARCH 1973=100

RATIO SCALE
MARCH 1973=100



1976

1978

1976

1978

CHART 2
3-MONTH FORWARD EXCHANGE RATES

PREMIUM (+) OR (-)
 AVERAGES FOR WEEK ENDING WEDNESDAY

PER CENT PER ANNUM

PER CENT PER ANNUM

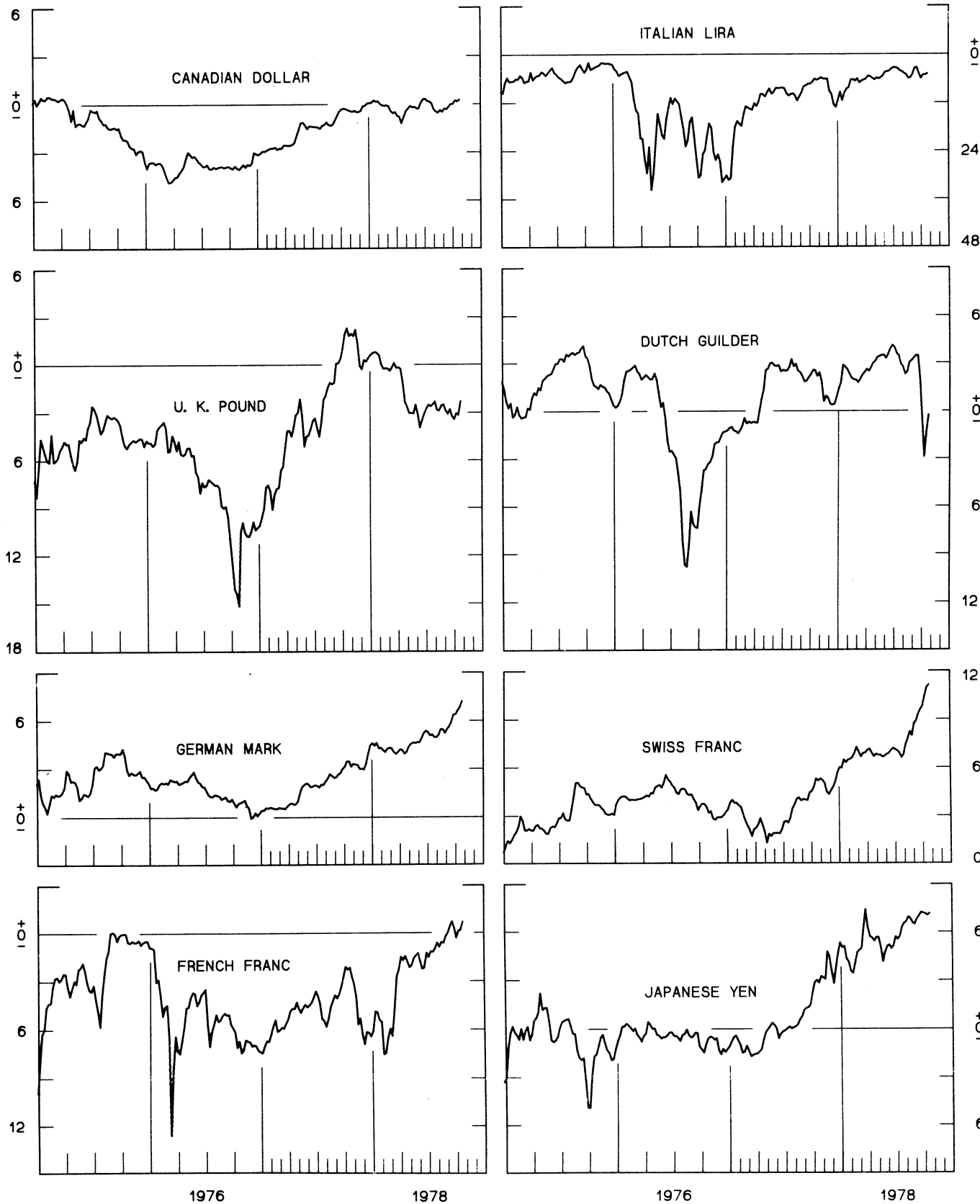
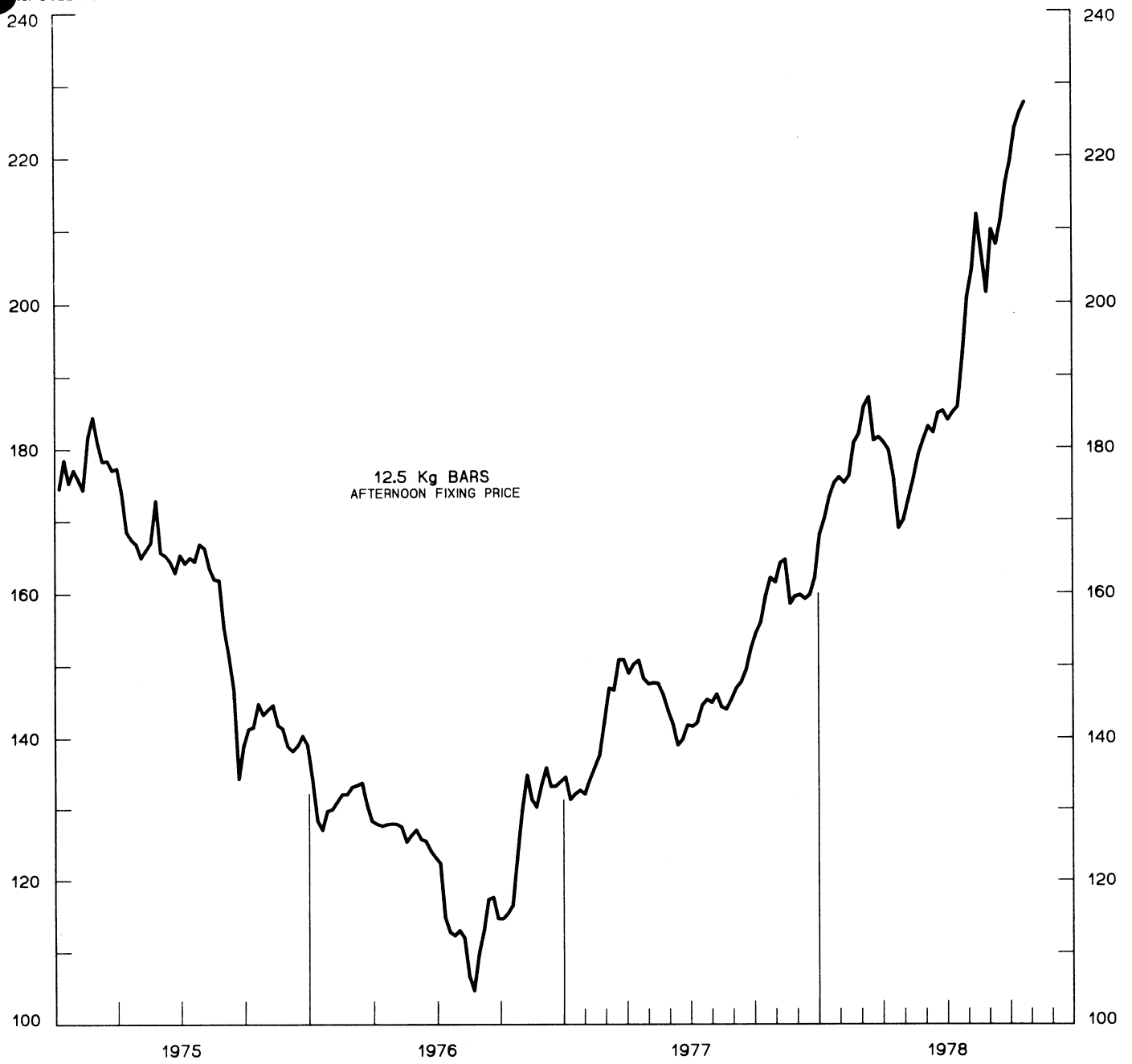


CHART 3
PRICE OF GOLD IN LONDON
AVERAGES FOR WEEK ENDING WEDNESDAY

U.S. DOLLARS PER FINE OUNCE

U.S. DOLLARS PER FINE OUNCE



12.5 Kg BARS
AFTERNOON FIXING PRICE

CHART 4
CALL MONEY RATES
 WEEKLY SERIES

PER CENT PER ANNUM

PER CENT PER ANNUM

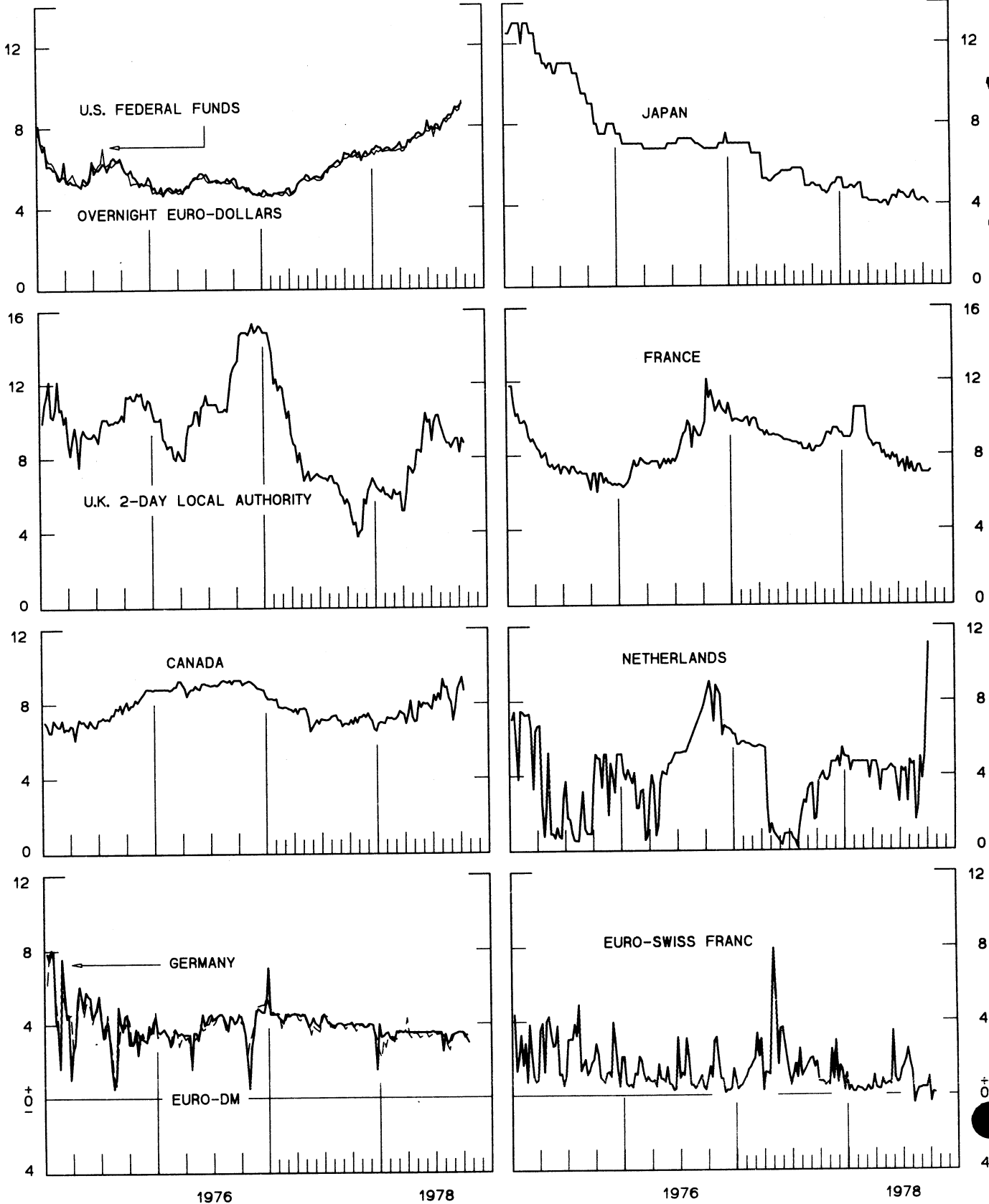
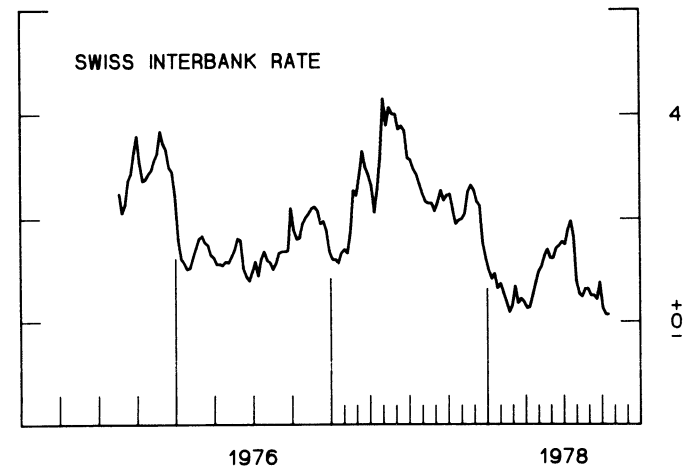
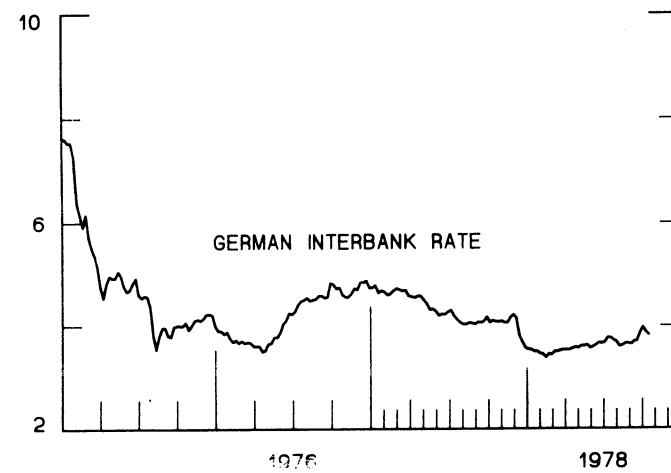
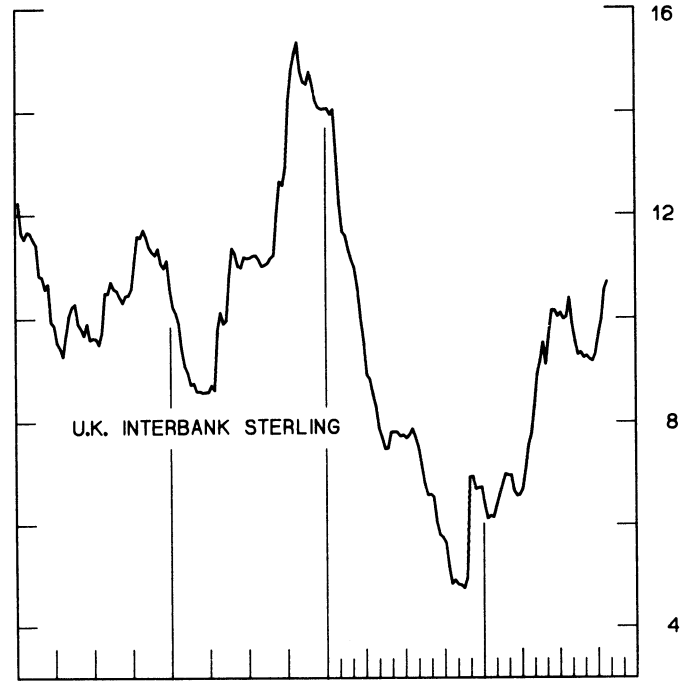
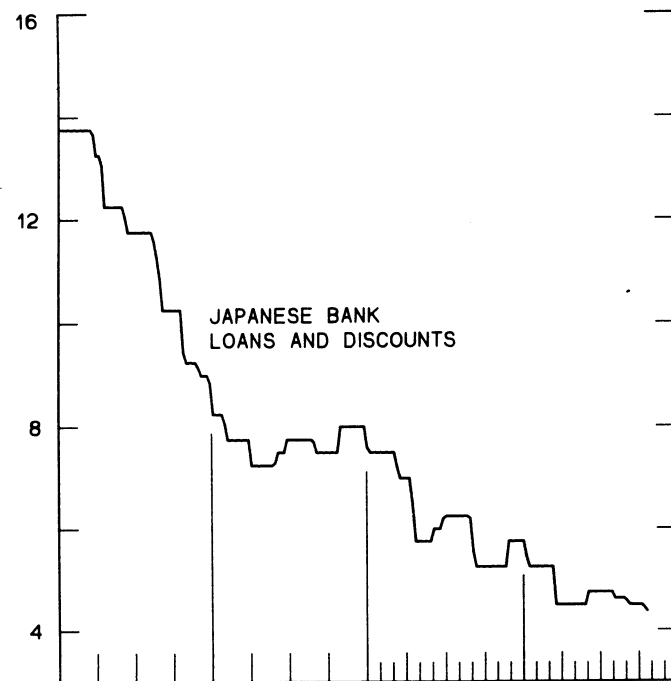
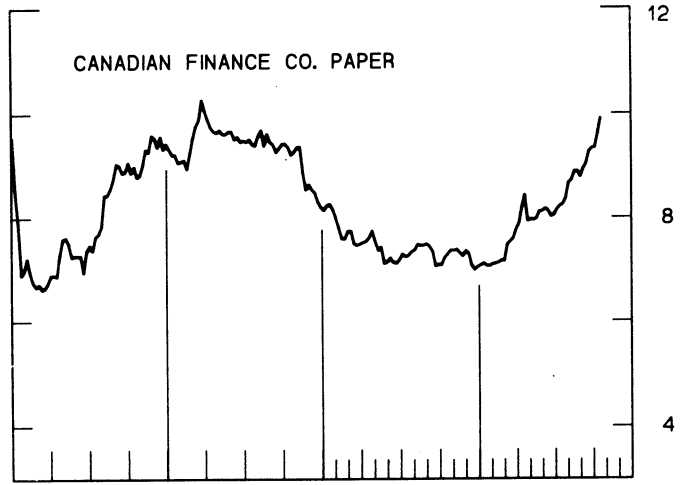
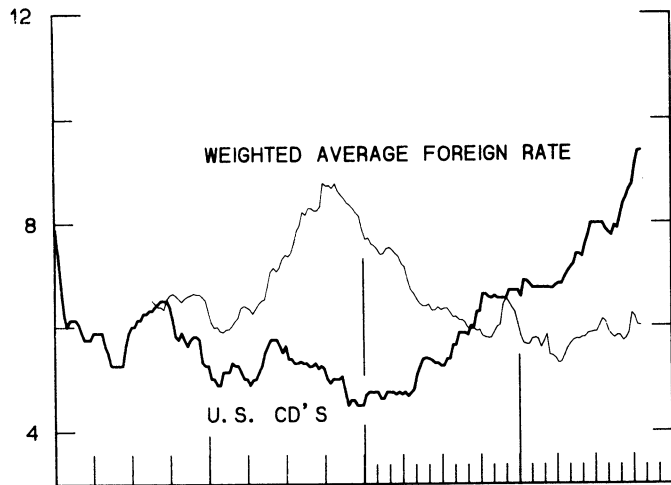


CHART 5
3-MONTH INTEREST RATES
 WEEKLY SERIES

PER CENT PER ANNUM

PER CENT PER ANNUM



1976

1978

1976

1978

CHART 6
EURO-DOLLAR DEPOSIT RATES LONDON
AVERAGES FOR WEEK ENDING WEDNESDAY

PER CENT PER ANNUM

PER CENT PER ANNUM

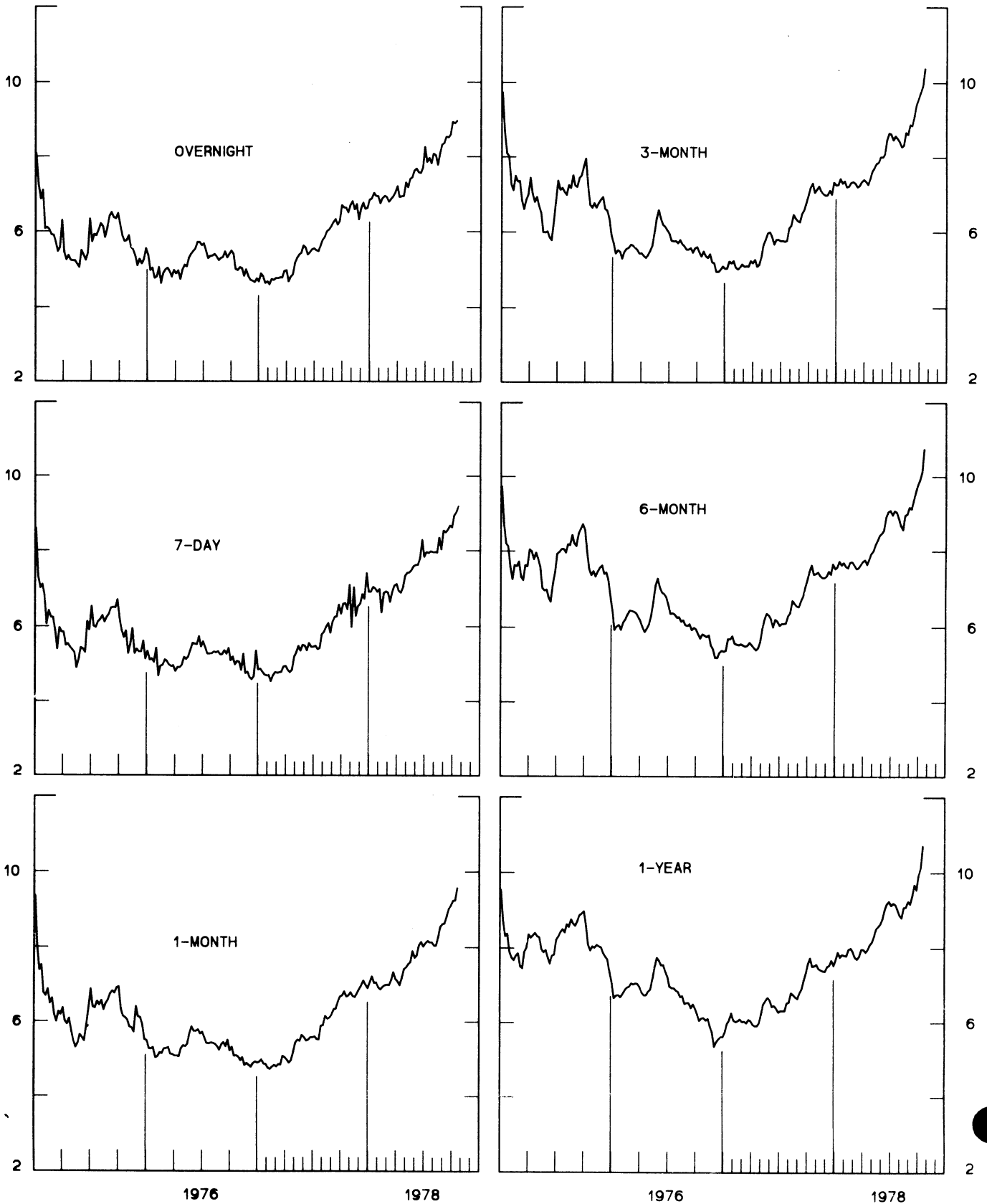
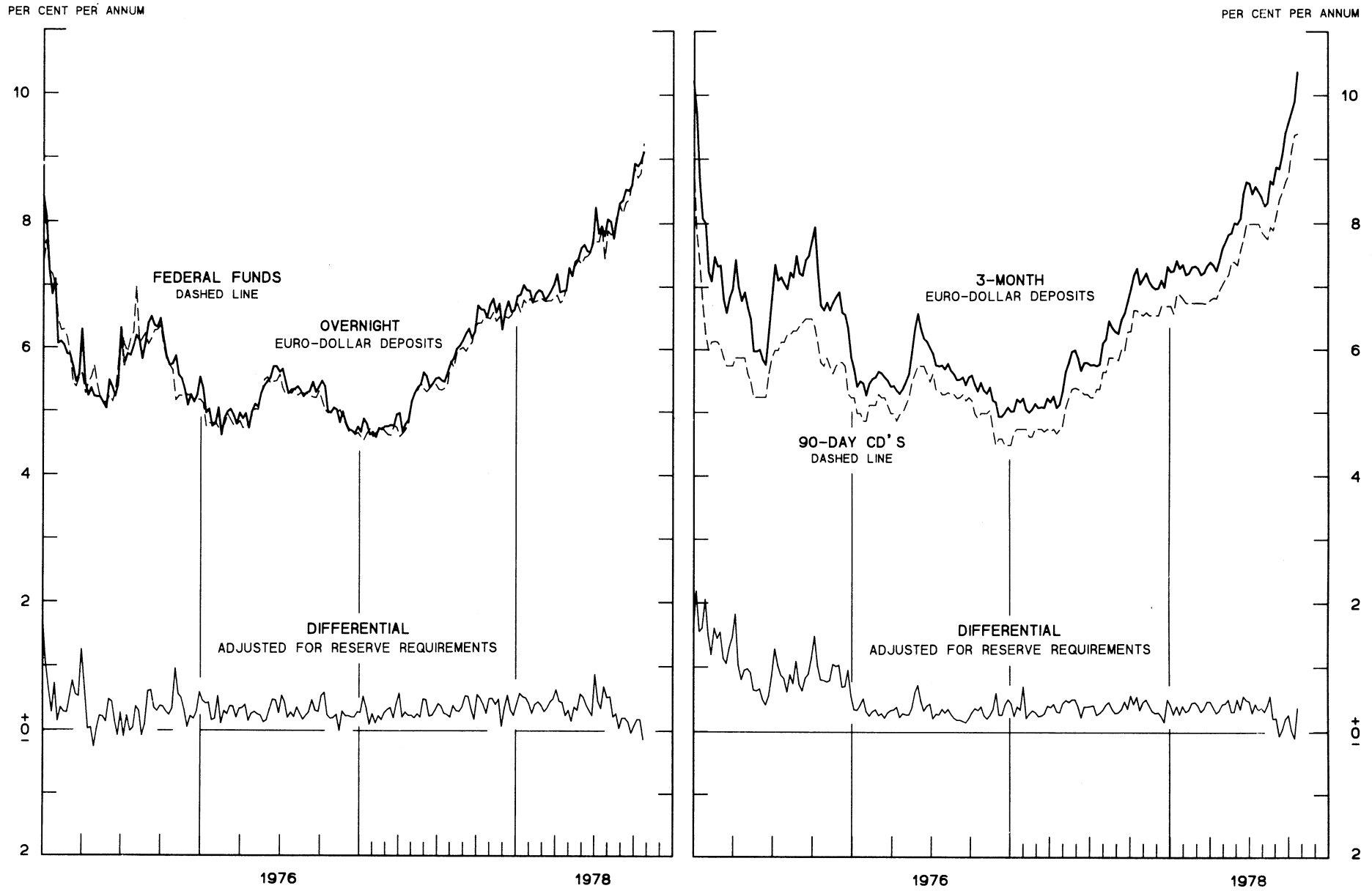


CHART 7
SELECTED EURO-DOLLAR AND U. S. MONEY MARKET RATES
 AVERAGES FOR WEEK ENDING WEDNESDAY



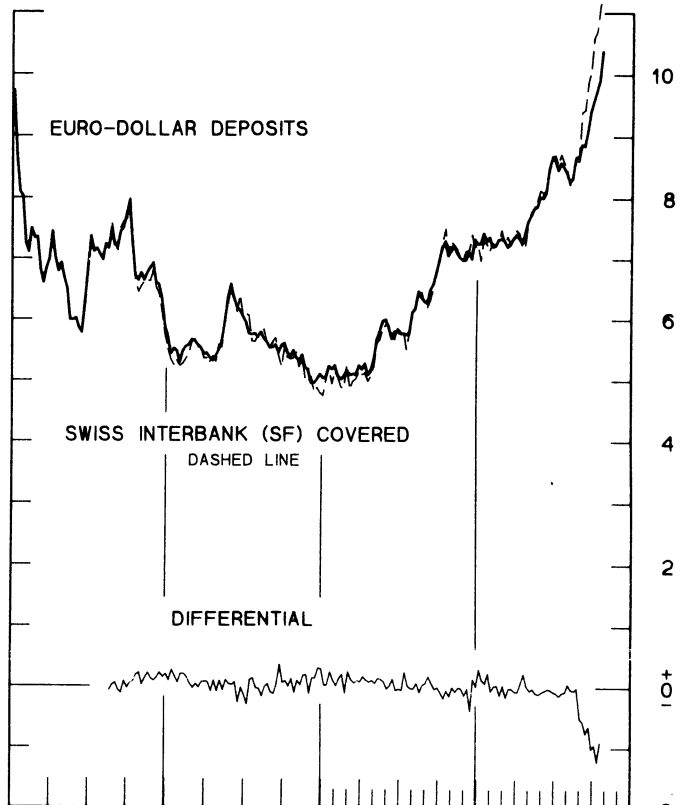
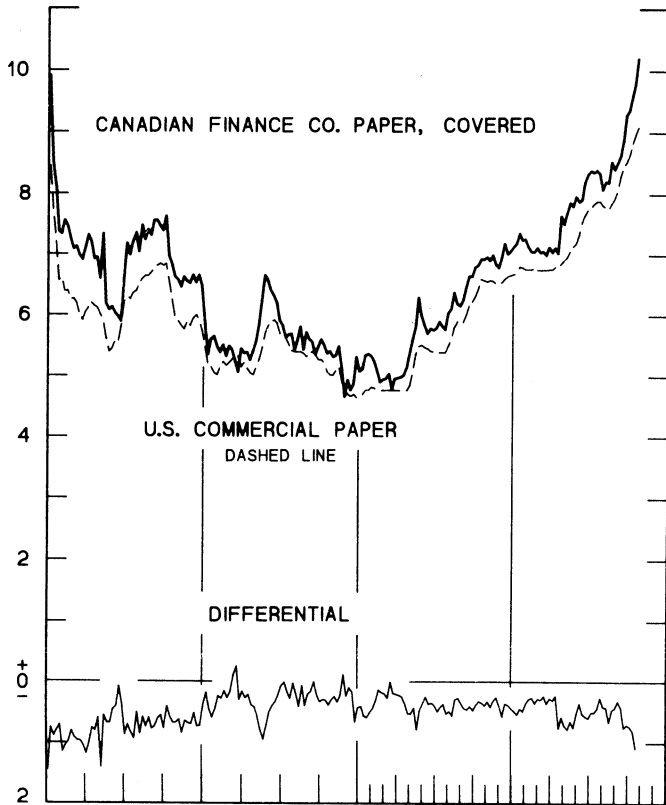
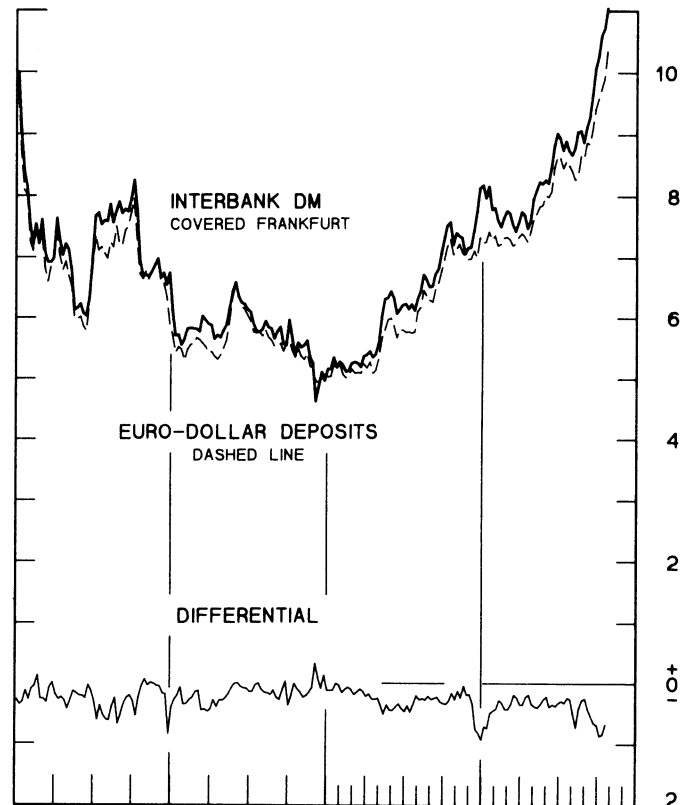
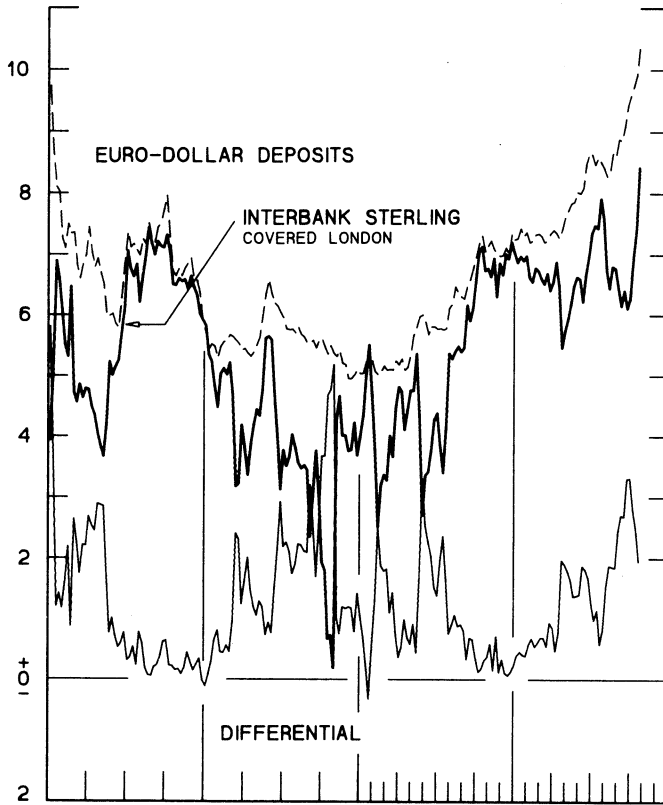
2 FAVORS BORROWING IN U. S. IF POSITIVE

INTEREST ARBITRAGE: 3-MONTH FUNDS

DIFFERENTIAL: PLUS(+), INDICATES FAVOR DOLLAR ASSETS
AVERAGES FOR WEEK ENDING WEDNESDAY

PER CENT PER ANNUM

PER CENT PER ANNUM



1976

1978

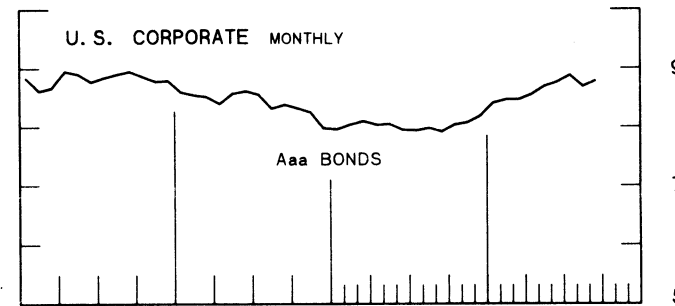
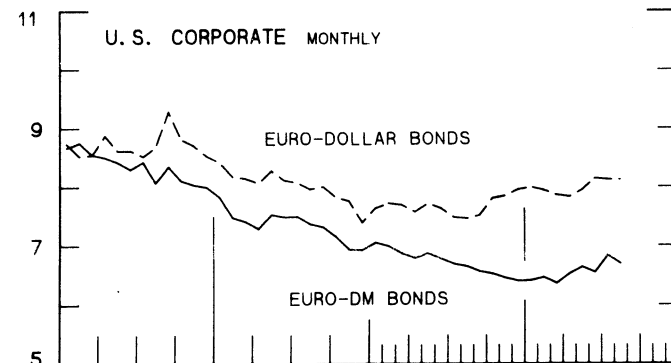
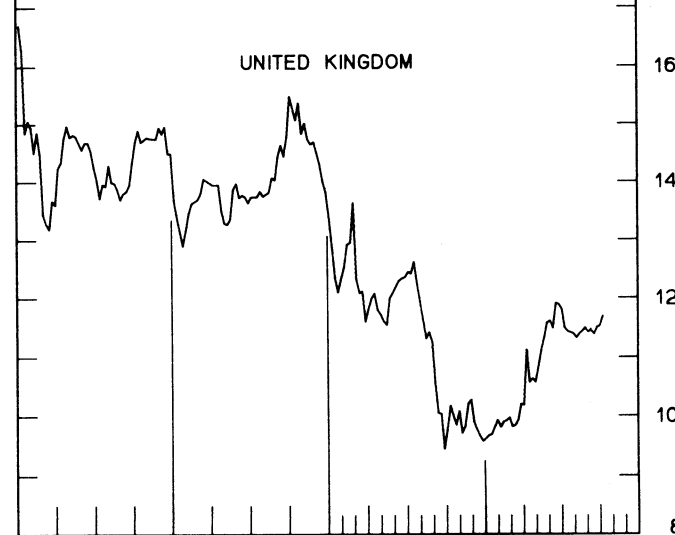
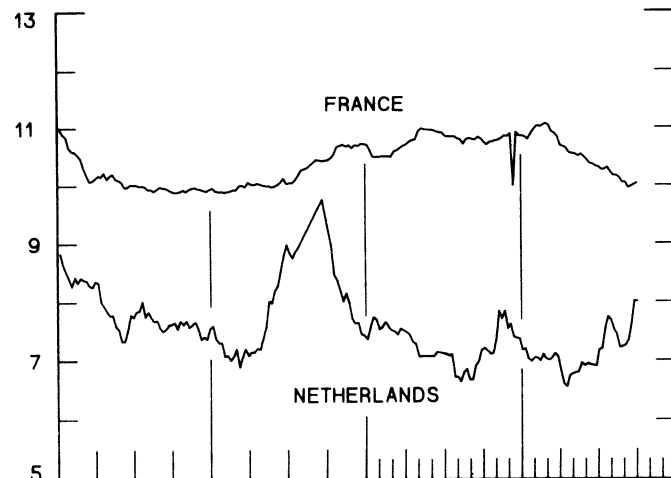
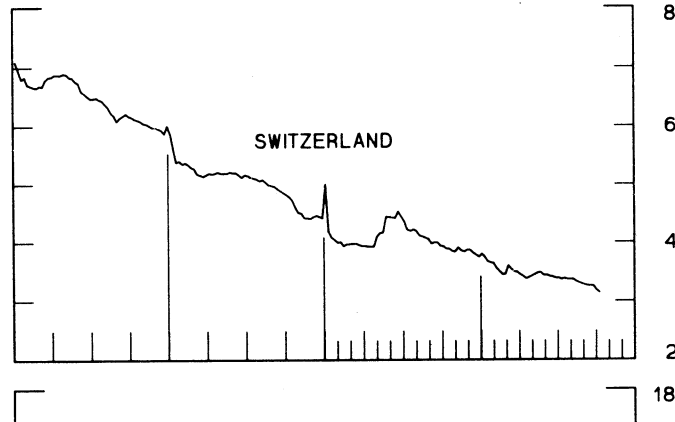
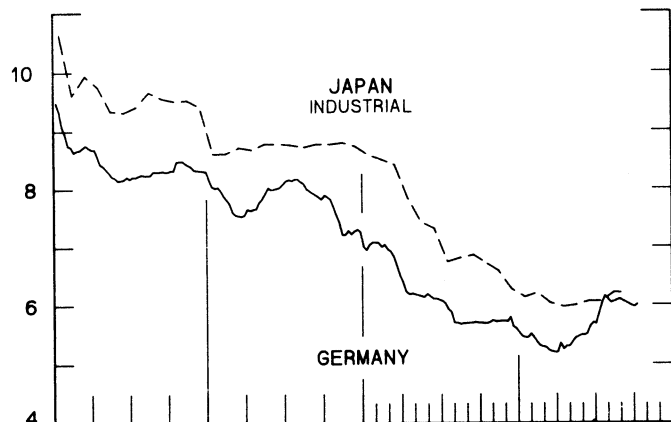
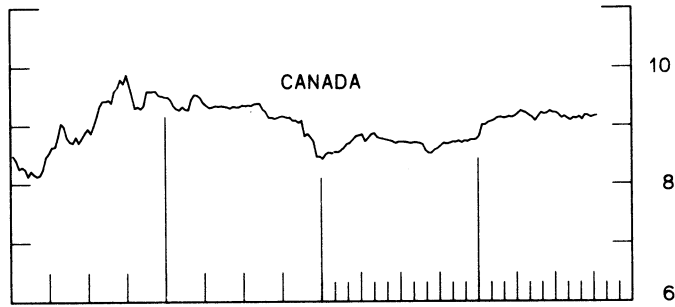
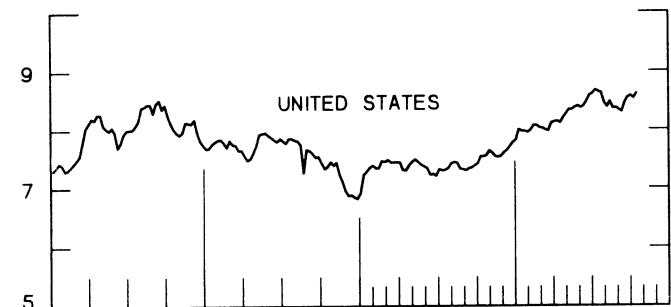
1976

1978

CHART 9
LONG-TERM GOVERNMENT BOND YIELDS
 WEEKLY SERIES

PER CENT PER ANNUM

PER CENT PER ANNUM



1976

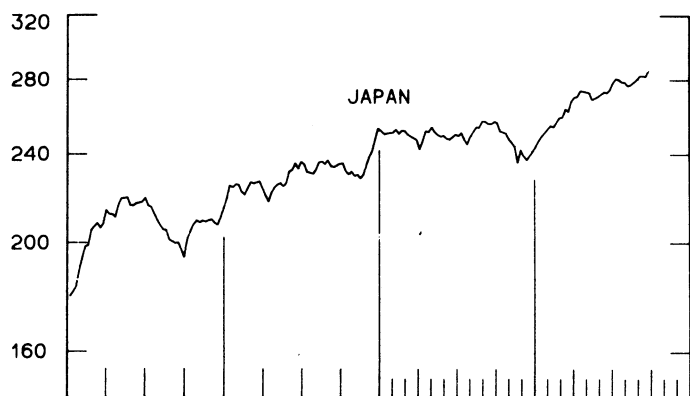
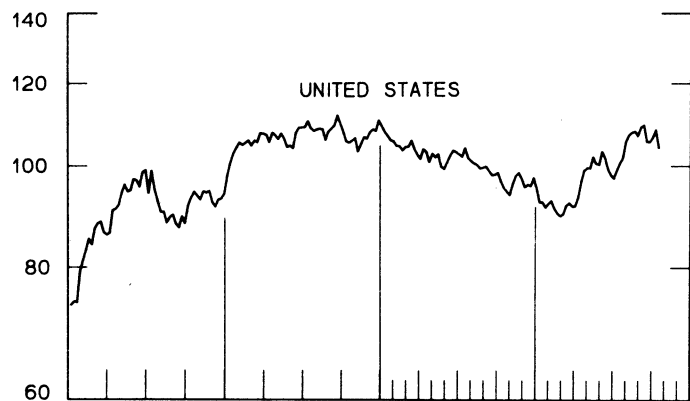
1978

1976

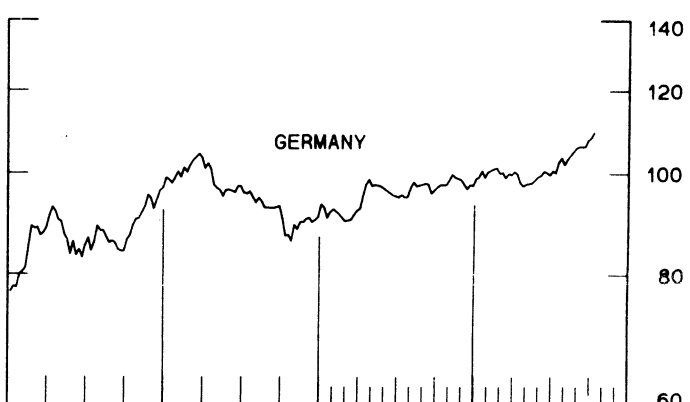
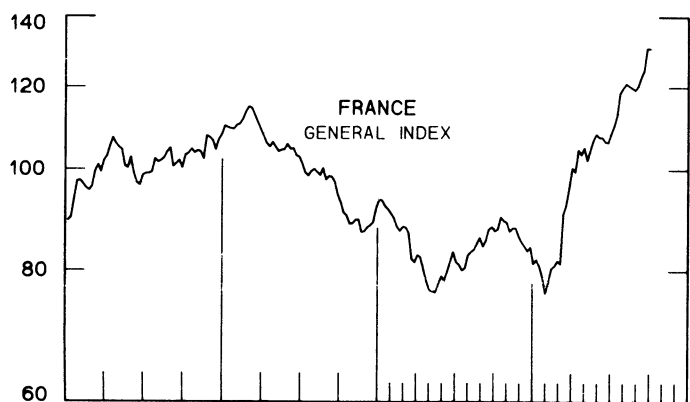
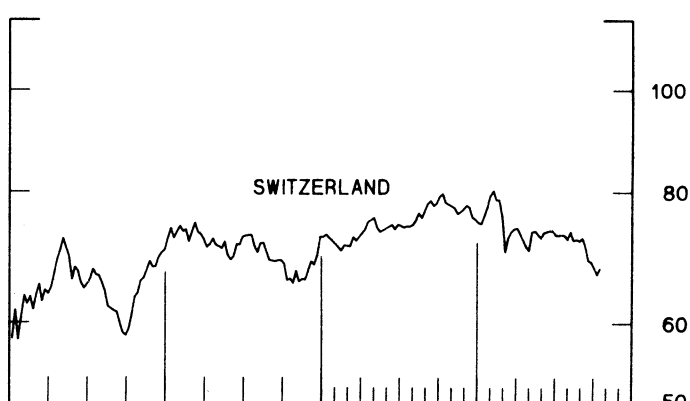
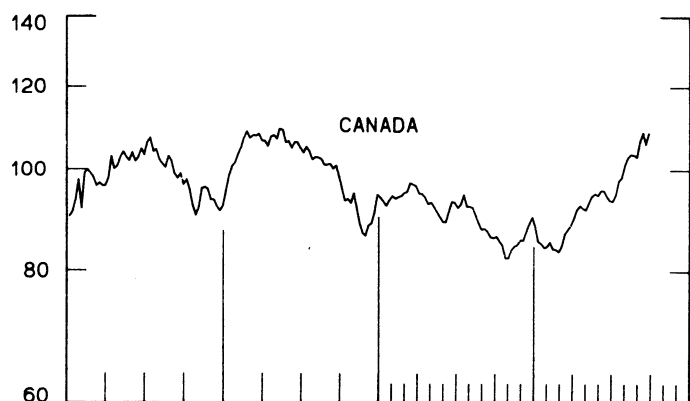
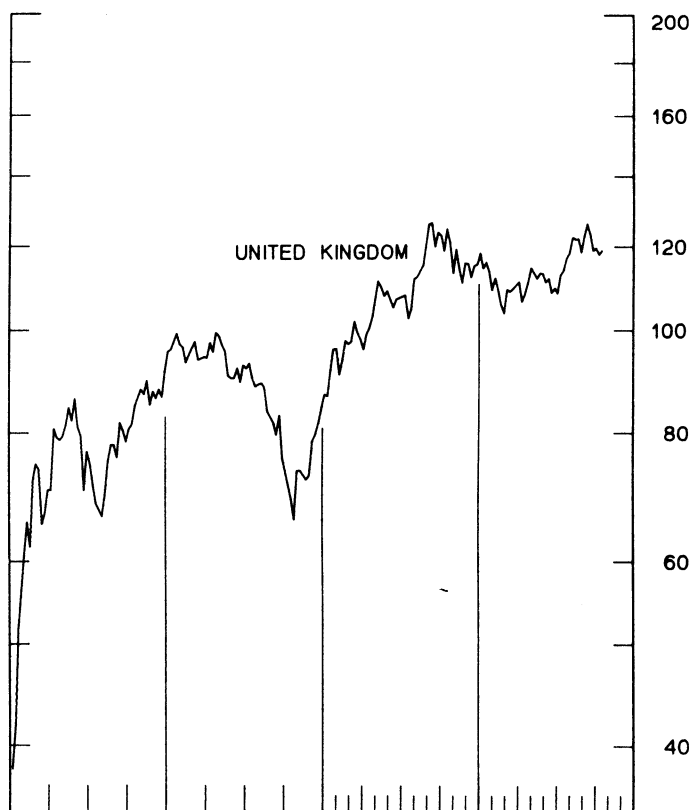
1978

CHART 10
INDUSTRIAL STOCK INDEXES
 WEEKLY SERIES

RATIO SCALE
 1969=100



RATIO SCALE
 1969=100



1976

1978

1976

1978

SERIES NAME

LAST VALUE PLOTTED
DATE VALUE

CHART 1. SPOT EXCHANGE RATES AND INDICES

WEEKLY AVERAGES, NOON BUYING RATES (U.S. CENTS)

GERMAN MARK	OCT. 25	55.29
JAPANESE YEN	OCT. 25	0.55026
DUTCH GUILDER	OCT. 25	50.68
U.K. POUND	OCT. 25	200.72
CANADIAN DOLLAR	OCT. 25	84.41
FRENCH FRANC	OCT. 25	23.90
SWISS FRANC	OCT. 25	65.66
BELGIAN FRANC	OCT. 25	3.50051
ITALIAN LIRA	OCT. 25	0.12352

INDICES, MARCH 1973 BASE RATES = 100

GERMAN MARK	OCT. 25	155.54
JAPANESE YEN	OCT. 25	144.08
DUTCH GUILDER	OCT. 25	145.50
U.K. POUND	OCT. 25	81.18
CANADIAN DOLLAR	OCT. 25	84.13
FRENCH FRANC	OCT. 25	107.68
SWISS FRANC	OCT. 25	211.23
BELGIAN FRANC	OCT. 25	137.94
ITALIAN LIRA	OCT. 25	70.17

WEIGHTED AVERAGE EXCHANGE VALUE INDICES, MAR 1973 = 100

U.S. DOLLAR	OCT. 25	85.35
GERMAN MARK	OCT. 25	146.12
JAPANESE YEN	OCT. 25	130.90
DUTCH GUILDER	OCT. 25	130.70
U.K. POUND	OCT. 25	69.23
CANADIAN DOLLAR	OCT. 25	72.57
FRENCH FRANC	OCT. 25	94.51
SWISS FRANC	OCT. 25	189.84
BELGIAN FRANC	OCT. 25	123.03
ITALIAN LIRA	OCT. 25	59.71

CHART 2. 3-MONTH FORWARD EXCHANGE RATES, PREMIUM OR DISCOUNT

CANADIAN DOLLAR	OCT. 25	0.27
U.K. POUND	OCT. 25	-2.29
GERMAN MARK	OCT. 25	7.23
FRENCH FRANC	OCT. 25	0.68
SWISS FRANC	OCT. 25	11.14
DUTCH GUILDER	OCT. 25	-0.26
JAPANESE YEN	OCT. 25	7.16
ITALIAN LIRA	OCT. 25	-4.90

SERIES NAME

LAST VALUE PLOTTED
DATE VALUE

CHART 3. GOLD PRICE IN LONDON

U.S. DOLLARS PER FINE OUNCE OCT. 25 227.41

CHART 4. CALL MONEY RATES

U.S. FEDERAL FUNDS	OCT. 25	9.24
OVERNIGHT EURO-DOLLAR DEPOSITS	OCT. 25	9.11
U.K. 2-DAY LOCAL AUTHORITY DEPOSITS	OCT. 20	8.75
CANADA	OCT. 13	8.66
GERMANY	OCT. 20	2.95
EURO-DM	OCT. 20	3.11
JAPAN	OCT. 20	4.00
FRANCE	OCT. 20	7.13
NETHERLANDS	OCT. 6	11.05
EURO-SWISS FRANC	OCT. 20	0.08

CHART 5. 3-MONTH INTEREST RATES

U.S. 90-DAY CD'S	OCT. 25	9.40
GERMAN INTERBANK LOAN	OCT. 25	3.82
JAPANESE BANK LOANS & DISCOUNTS	OCT. 25	4.38
WEIGHTED AVERAGE FOREIGN INTEREST RATE	OCT. 25	6.01
CANADIAN FINANCE PAPER	OCT. 25	9.92
INTERBANK STERLING	OCT. 25	10.71
SWISS INTERBANK LOAN	OCT. 25	0.15

CHART 6. EURO-DOLLAR DEPOSIT RATES: LONDON

OVERNIGHT	OCT. 25	9.11
7-DAY	OCT. 25	9.18
1-MONTH	OCT. 25	9.56
3-MONTH	OCT. 25	10.38
6-MONTH	OCT. 25	10.74
1-YEAR	OCT. 25	10.71

CHART 7. SELECTED EURO-DOLLAR AND U.S. MONEY MARKET RATES

OVERNIGHT EURO-DOLLAR DEPOSITS	OCT. 25	9.11
U.S. FEDERAL FUNDS	OCT. 25	9.24
DIFFERENTIAL ADJ. FOR RESERVE REQUIREMENTS	OCT. 25	-0.13
3-MONTH EURO-DOLLAR DEPOSIT RATE	OCT. 25	10.38
U.S. 90-DAY CD'S	OCT. 25	9.40
DIFFERENTIAL ADJ. FOR RESERVE REQUIREMENTS	OCT. 25	0.38

SERIES NAME

LAST VALUE PLOTTED
DATE VALUE

CHART 8. INTEREST ARBITRAGE, 3-MONTH FUNDS

EURO-DOLLAR DEPOSIT	OCT. 25	10.38
INTERBANK STERLING (LONDON), COVERED	OCT. 25	8.42
DIFFERENTIAL	OCT. 25	1.95
U.S. COMMERCIAL PAPER	OCT. 25	9.09
CANADIAN FINANCE PAPER, COVERED	OCT. 25	10.19
DIFFERENTIAL	OCT. 25	-1.10
EURO-DOLLAR DEPOSIT	OCT. 25	10.38
INTERBANK DM (FRANKFURT), COVERED	OCT. 25	11.05
DIFFERENTIAL	OCT. 25	-0.67
EURO-DOLLAR DEPOSIT	OCT. 25	10.38
SWISS INTERBANK, COVERED	OCT. 25	11.29
DIFFERENTIAL	OCT. 25	-0.91

CHART 9. LONG TERM GOVERNMENT BOND YIELDS

UNITED STATES	OCT. 20	8.82
GERMANY	OCT. 13	6.01
JAPAN (MONTHLY)	SEPT.	6.19
SWITZERLAND	OCT. 13	3.14
CANADA	OCT. 13	9.18
FRANCE	OCT. 6	10.04
NETHERLANDS	OCT. 6	8.00
UNITED KINGDOM	OCT. 13	11.69

U.S. CORPORATE

AAA BONDS	SEPT.	8.78
EURO-DM BONDS	AUG.	6.69
EURO-DOLLAR BONDS	AUG.	8.12

CHART 10. INDUSTRIAL STOCK INDICES

UNITED STATES	OCT. 20	104.34
JAPAN	SEPT. 29	285.88
CANADA	SEPT. 29	108.67
FRANCE	OCT. 6	130.66
UNITED KINGDOM	OCT. 20	119.15
SWITZERLAND	OCT. 20	67.73
GERMANY	OCT. 13	109.71



FEDERAL RESERVE statistical release

H. 10

OCTOBER 30, 1978

FOREIGN EXCHANGE RATES

FOR THE WEEK ENDING OCTOBER 27, 1978

The Board of Governors of the Federal Reserve System is advised that the Federal Reserve Bank of New York has certified for customs purposes the following noon buying rate in New York City for cable transfers payable in foreign currencies:

COUNTRY	MONETARY UNIT	(RATE U.S. CENTS)				
		OCT. 23	OCT. 24	OCT. 25	OCT. 26	OCT. 27
AUSTRALIA	DOLLAR	117.3700	117.1000	117.7500	118.0500	118.0000
AUSTRIA	SCHILLING	7.57002	7.50469	7.65550	7.64818	7.75494
BELGIUM	FRANC	3.50508	3.50631	3.55366	3.60620	3.60360
CANADA	DOLLAR	84.4500	84.5700	84.4500	84.3300	85.1300
DENMARK	KRONE	19.8847	19.8610	20.1532	20.3666	20.4123
FINLAND	MARKKA	25.7069	25.5918	25.8833	26.1369	26.1609
FRANCE	FRANC	23.9177	23.8663	24.1926	24.6154	24.5851
GERMANY	D. MARK	55.3097	55.1968	56.1798	56.8182	56.8182
INDIA	RUPEE	12.5500	12.5500	12.5500	12.5500	12.5500
IRELAND	POUND	200.7000	200.6500	202.9000	206.9000	206.2500
ITALY	LIRA	0.12376	0.12346	0.12446	0.12377	0.12555
JAPAN	YEN	0.55081	0.54780	0.55695	0.56085	0.55866
MALAYSIA	DOLLAR	46.3400	46.2500	46.6000	47.0400	46.9700
MEXICO	PESO	4.3869	4.3869	4.3840	4.3869	4.3860
NETHERLANDS	GUILDER	50.7872	50.6842	51.5198	52.0291	52.2466
NEW ZEALAND	DOLLAR	107.8000	107.6500	107.9500	108.9000	108.8000
NORWAY	KRONE	20.4645	20.4666	20.7383	21.0128	20.9556
PORTUGAL	ESCUDO	2.2422	2.2321	2.2624	2.2779	2.2857
SOUTH AFRICA	RAND	115.0000	115.0000	115.0000	115.0000	115.0000
SPAIN	PESETA	1.4493	1.4428	1.4569	1.4686	1.4704
SRI LANKA	RUPEE	6.3700	6.3700	6.3700	6.3700	6.3700
SWEDEN	KRONA	23.5294	23.5322	23.7982	23.9636	23.9981
SWITZERLAND	FRANC	65.5953	65.3595	65.9631	66.2691	66.4894
UNITED KINGDOM	POUND	200.7000	200.6500	202.9000	206.9000	206.2500