

DATA FILE
LIBRARY
FEDERAL RESERVE BANK
OF CHICAGO

LIBRARY
OCT 16 1978
FEDERAL RESERVE
BANK OF CHICAGO

Selected Interest & Exchange Rates

Weekly Series of Charts

-October 10, 1978

Prepared by the
FINANCIAL MARKETS
SECTION

DIVISION OF
INTERNATIONAL FINANCE

BOARD OF GOVERNORS
FEDERAL RESERVE SYSTEM
Washington, D.C. 20551

Table of Contents

TABLES

1. LATEST FIGURES PLOTTED
2. DAILY CERTIFIED SPOT EXCHANGE RATES-- H.10 RELEASE

CHARTS

1. SPOT EXCHANGE RATE INDICES
2. 3-MONTH FORWARD EXCHANGE RATES
3. GOLD PRICE--LONDON
4. CALL MONEY RATES
5. 3-MONTH INTEREST RATES
6. EURO-DOLLAR DEPOSIT RATES
7. SELECTED EURO-DOLLAR AND U.S. MONEY MARKET RATES
8. INTEREST ARBITRAGE: 3-MONTH FUNDS
9. LONG-TERM GOVERNMENT BOND YIELDS
10. INDUSTRIAL STOCK INDICES

SUBSCRIPTION RATES:

Weekly \$15.00 per year or \$.40 each in the United States, its possessions, Canada, and Mexico; 10 or more of the same issue to one address, \$13.50 per year or \$.35 each. Elsewhere, \$20.00 per year or \$.50 each. Address requests to Publications Services, Division of Administrative Services, and make payment remittance payable to the order of the Board of Governors of the Federal Reserve System in a form collectible at par in U.S. Currency.

CHART 1

SPOT EXCHANGE INDICES

DOLLAR PRICES OF FOREIGN CURRENCIES AND WEIGHTED AVERAGE VALUES (THIN LINE)
AVERAGES FOR WEEK ENDING WEDNESDAY

RATIO SCALE
MARCH 1973=100

RATIO SCALE
MARCH 1973=100

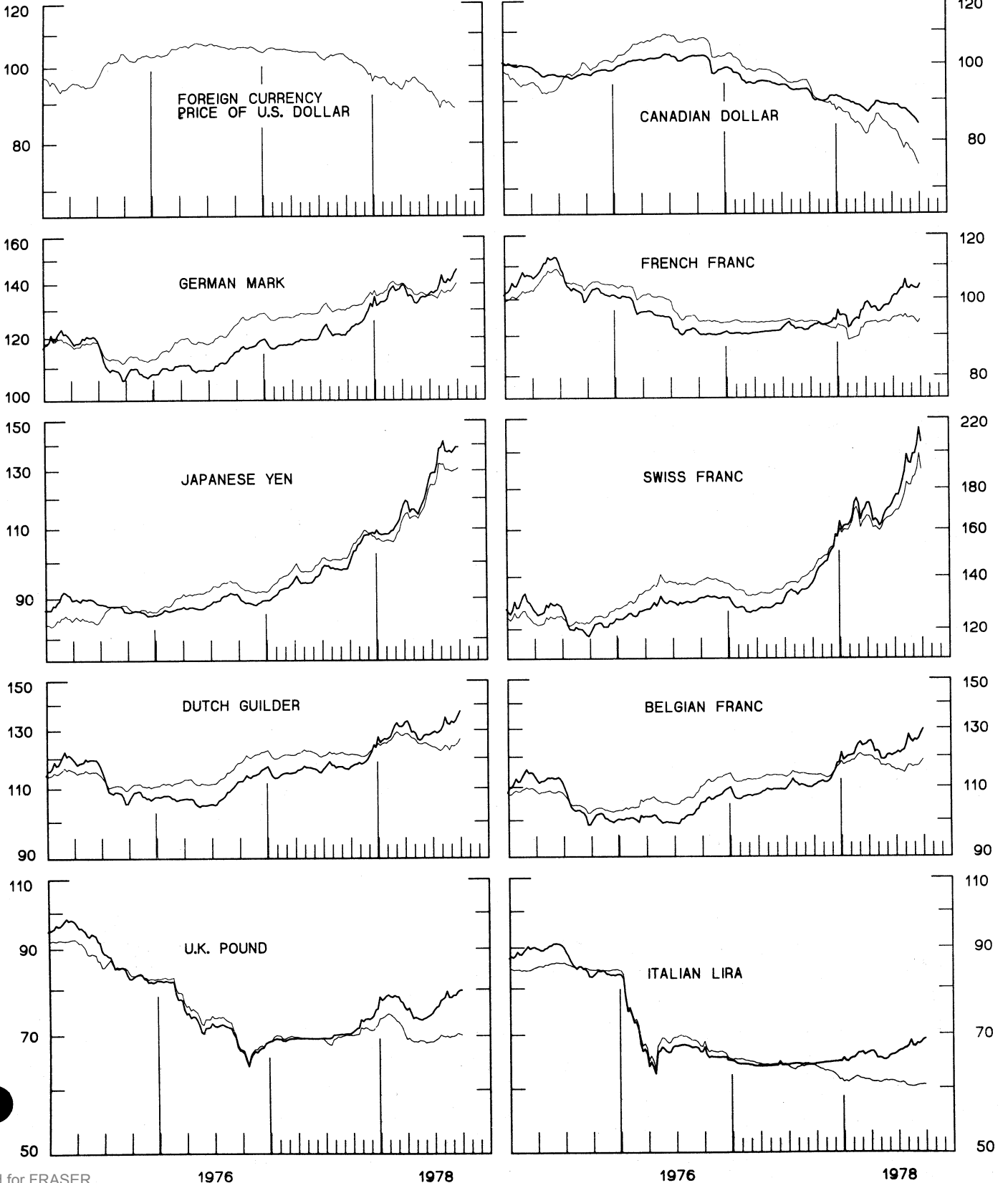


CHART 2
3-MONTH FORWARD EXCHANGE RATES

PREMIUM (+) OR (-)
 AVERAGES FOR WEEK ENDING WEDNESDAY

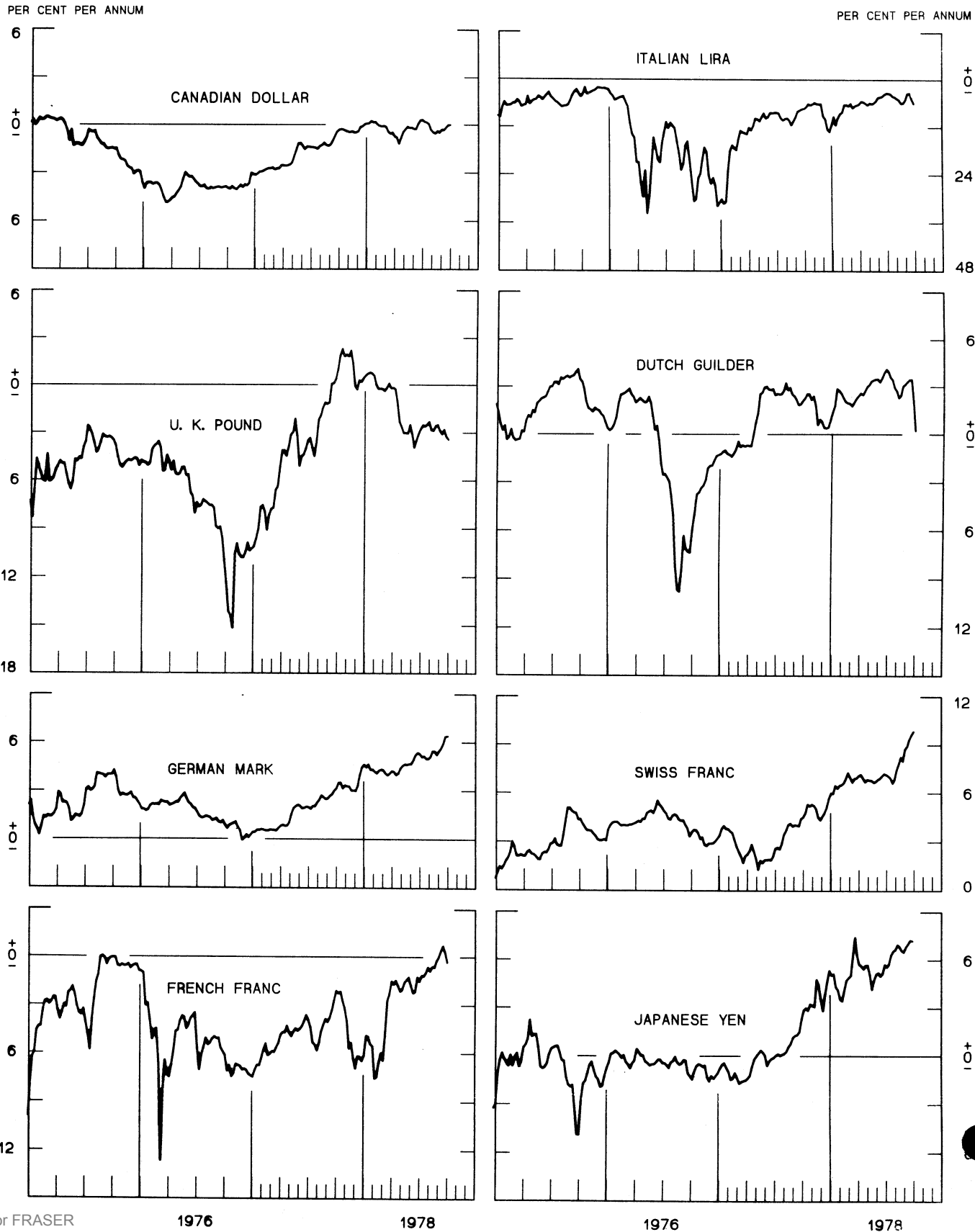


CHART 3
PRICE OF GOLD IN LONDON
AVERAGES FOR WEEK ENDING WEDNESDAY

U.S. DOLLARS PER FINE OUNCE

U.S. DOLLARS PER FINE OUNCE

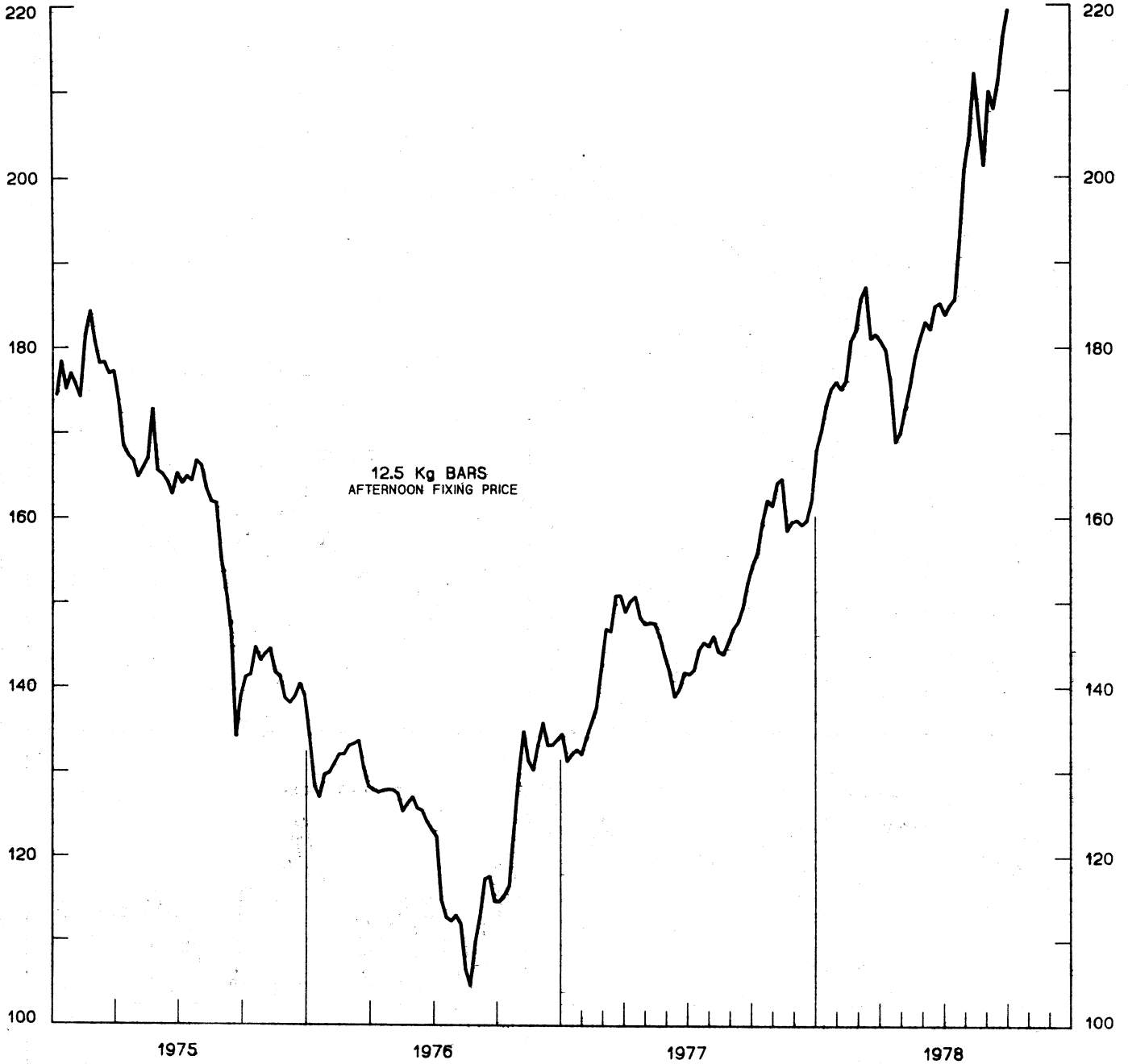


CHART 4
CALL MONEY RATES
 WEEKLY SERIES

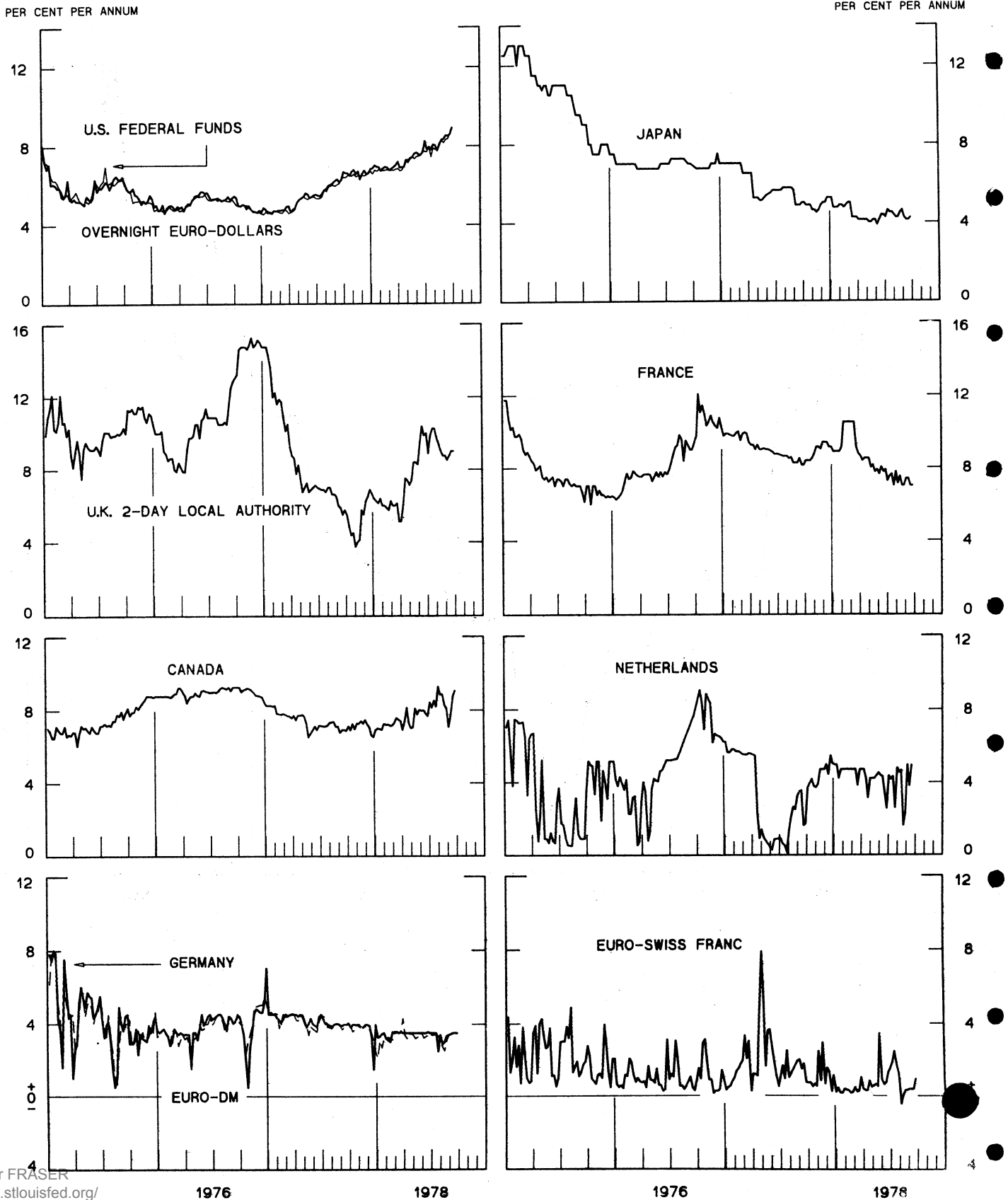
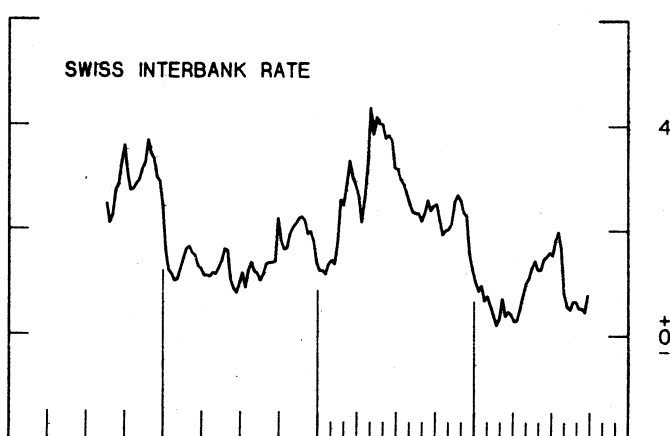
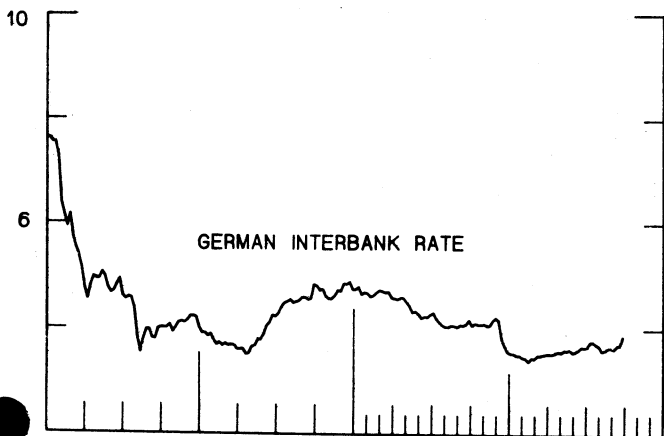
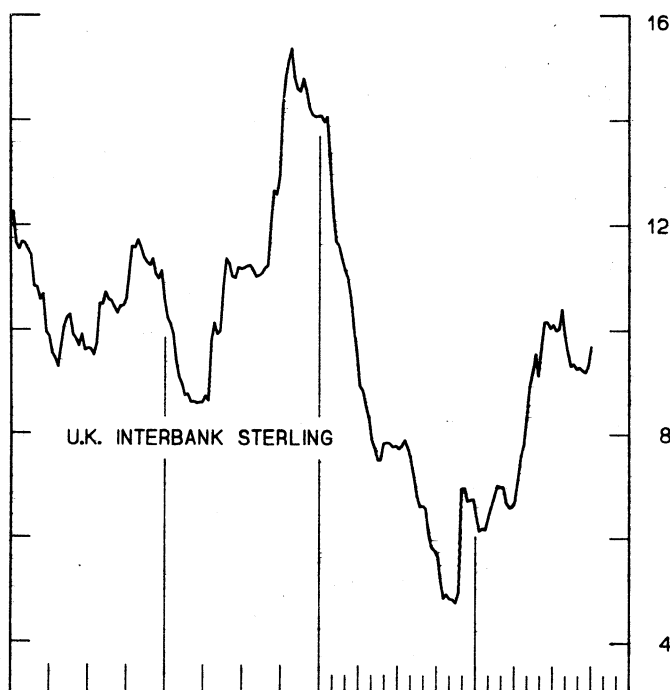
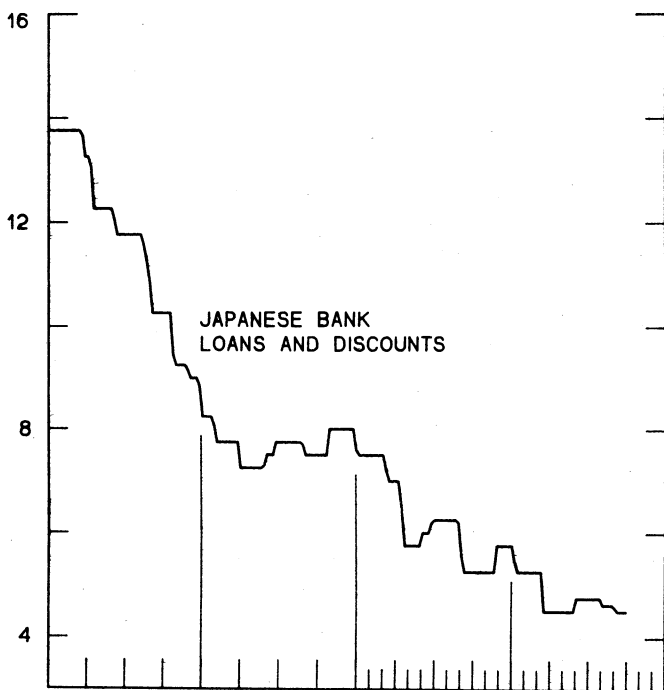
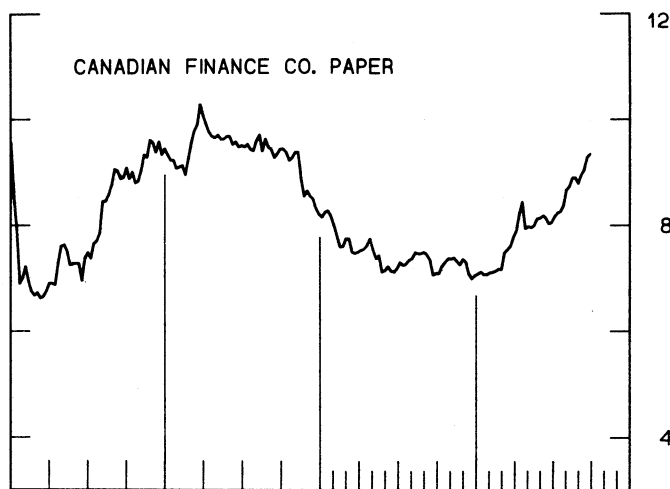
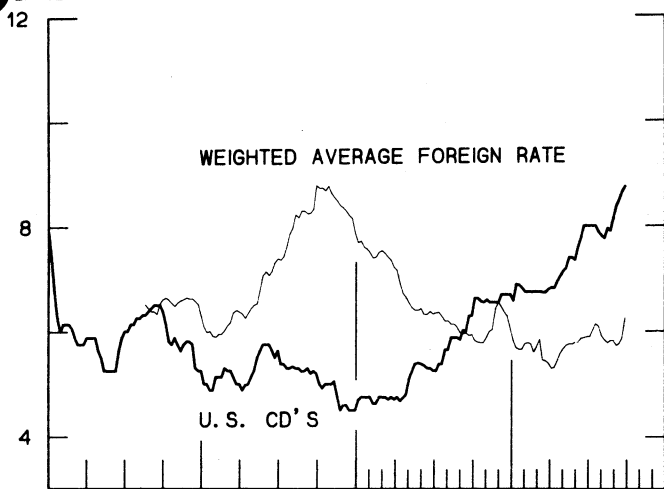


CHART 5
3-MONTH INTEREST RATES
 WEEKLY SERIES

PER CENT PER ANNUM

PER CENT PER ANNUM



1976

1978

1976

1978

CHART 6
EURO-DOLLAR DEPOSIT RATES LONDON
AVERAGES FOR WEEK ENDING WEDNESDAY

PER CENT PER ANNUM

PER CENT PER ANNUM

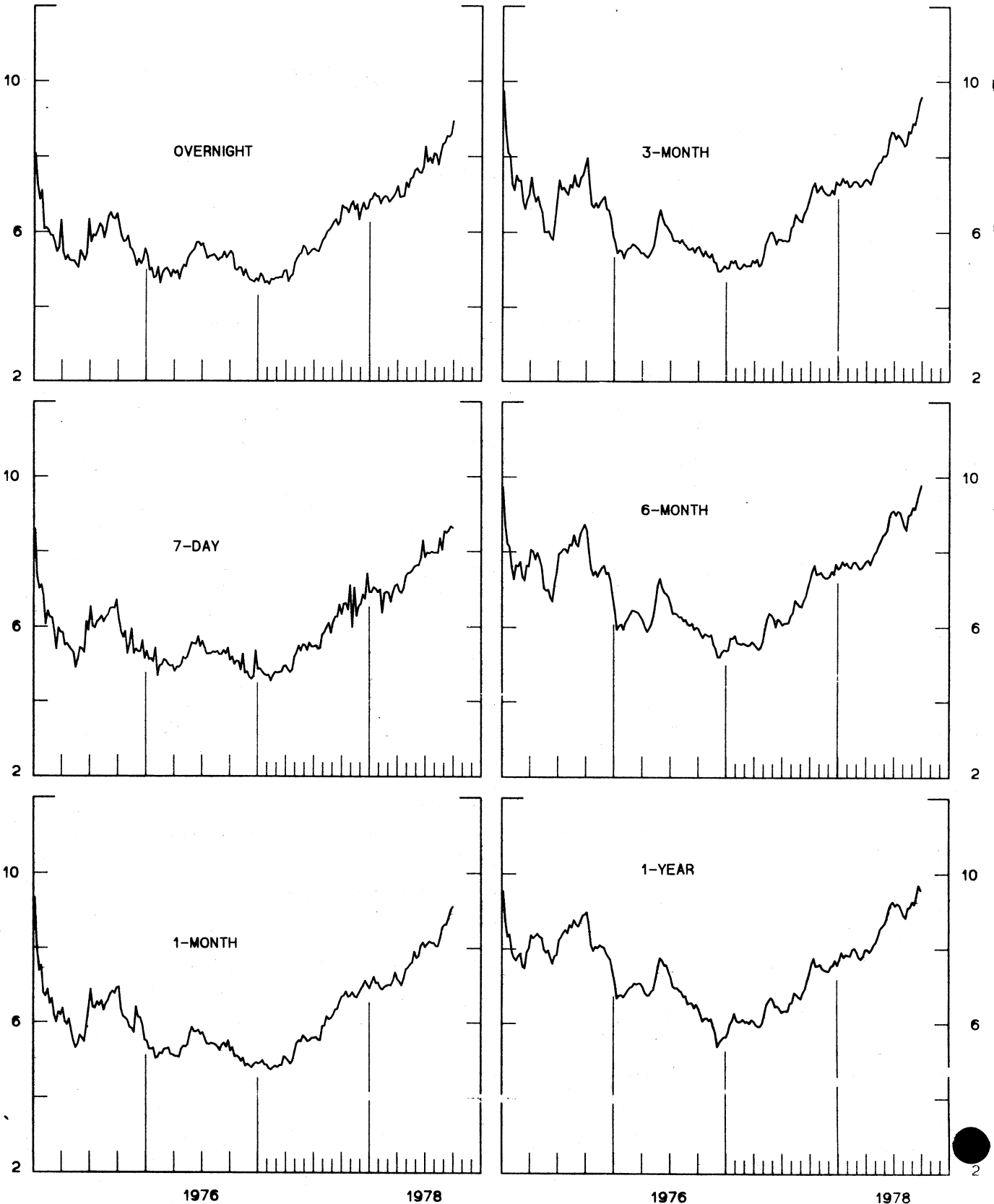
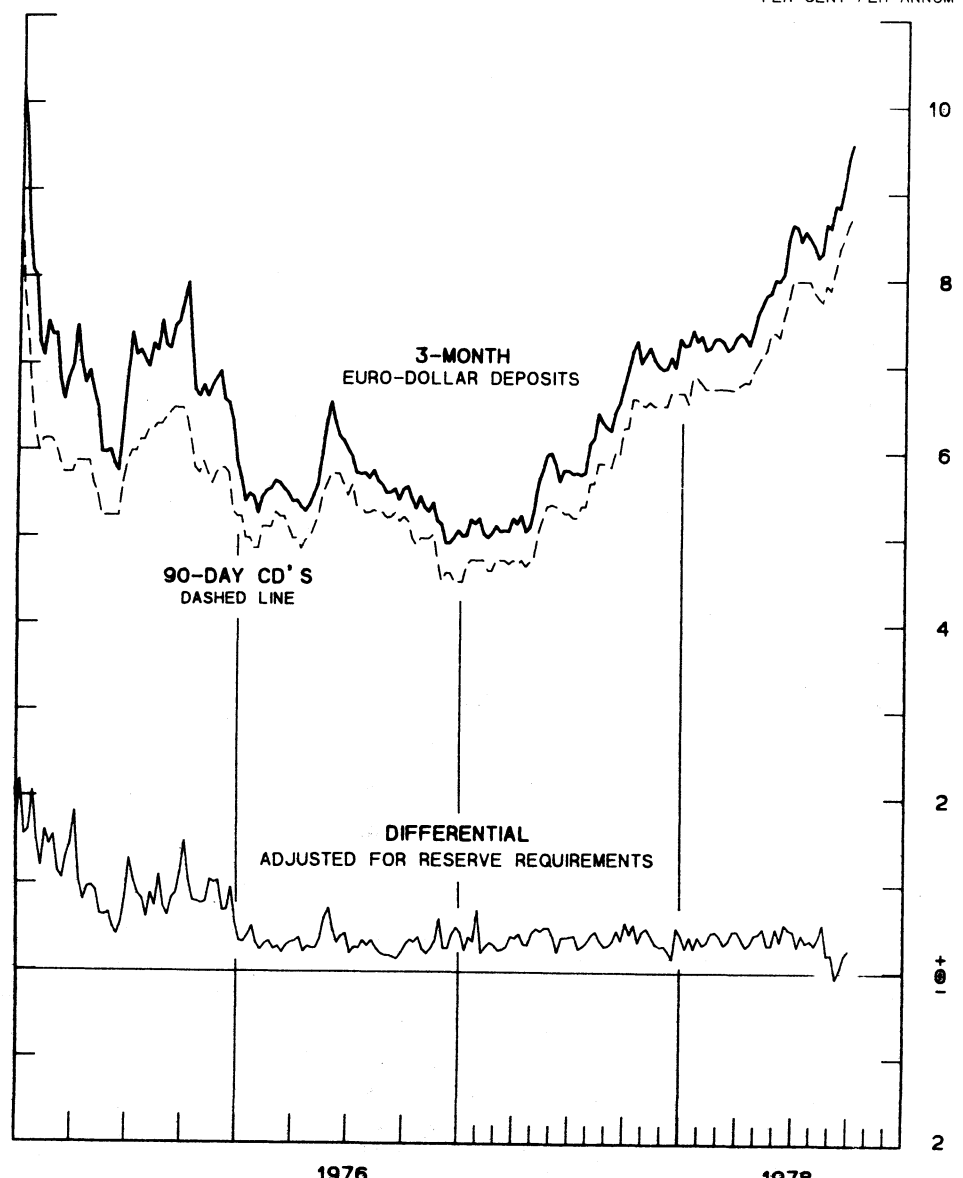
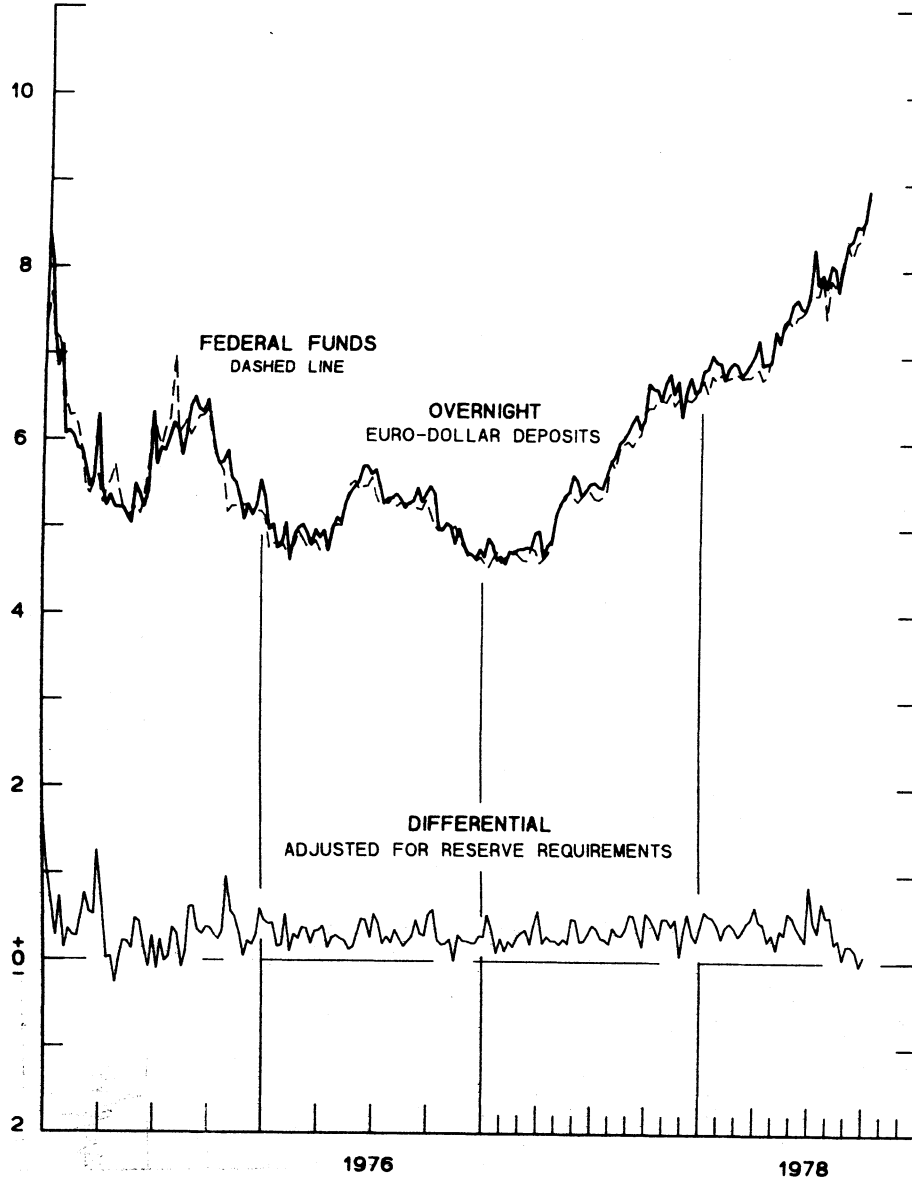


CHART 7
SELECTED EURO-DOLLAR AND U. S. MONEY MARKET RATES
 AVERAGES FOR WEEK ENDING WEDNESDAY

PER CENT PER ANNUM

PER CENT PER ANNUM



FAVORS BORROWING IN U. S. IF POSITIVE

INTEREST ARBITRAGE: 3-MONTH FUNDS

DIFFERENTIAL: PLUS(+), INDICATES FAVOR DOLLAR ASSETS
AVERAGES FOR WEEK ENDING WEDNESDAY

PER CENT PER ANNUM

PER CENT PER ANNUM

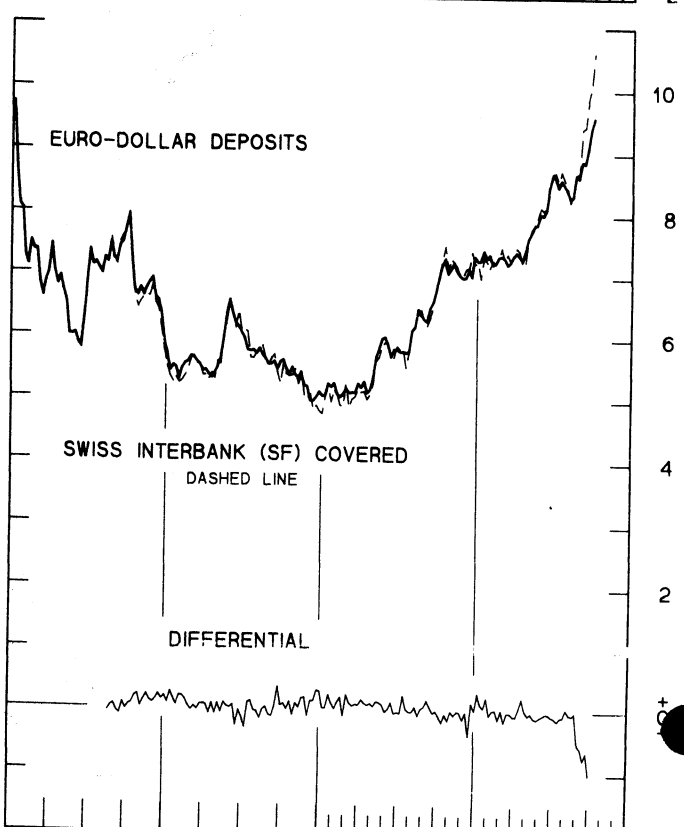
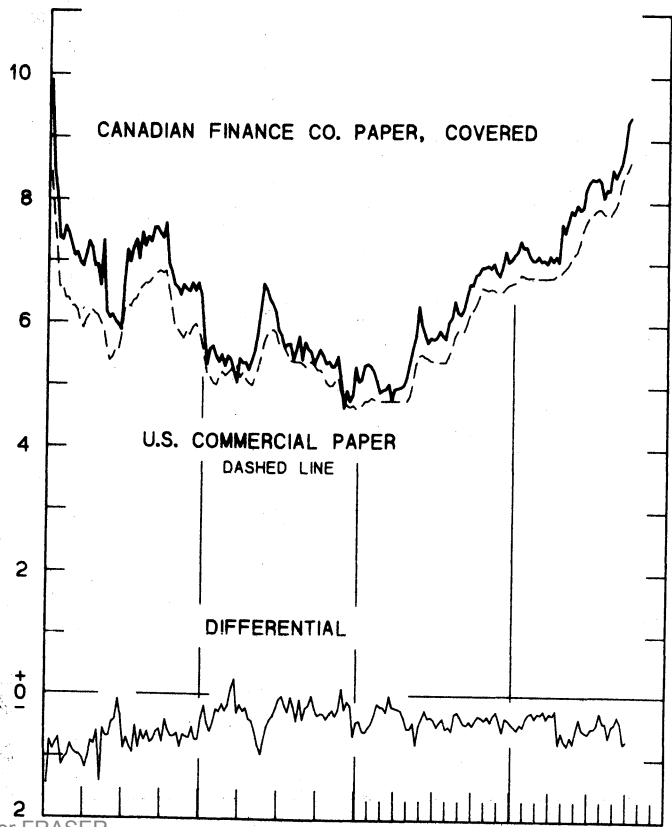
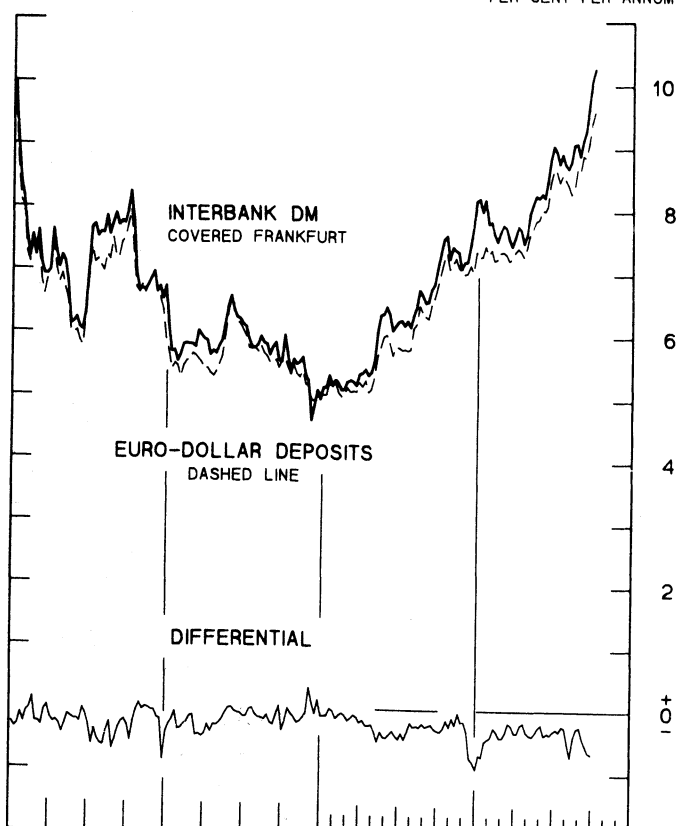
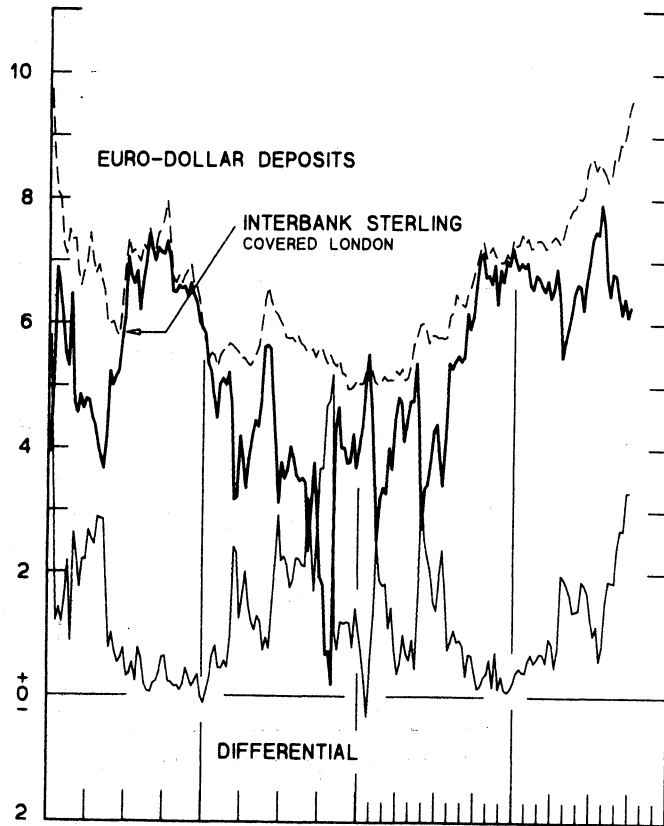


CHART 9
LONG-TERM GOVERNMENT BOND YIELDS
 WEEKLY SERIES

PER CENT PER ANNUM

PER CENT PER ANNUM

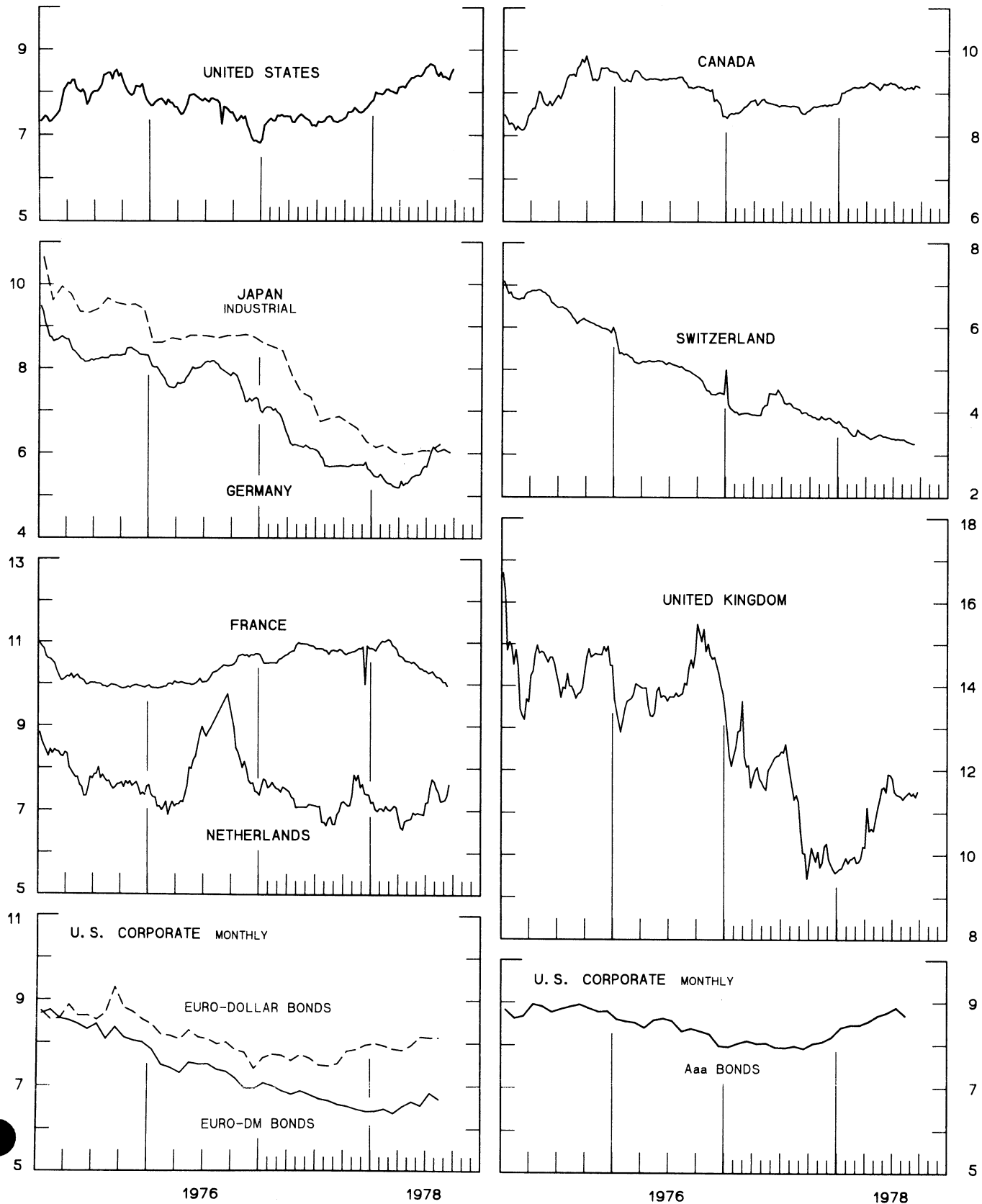
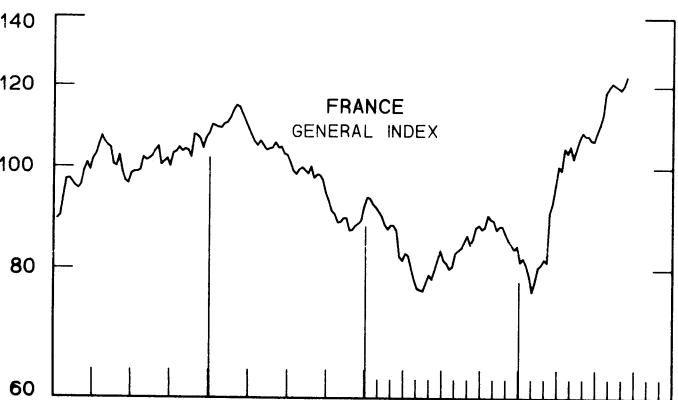
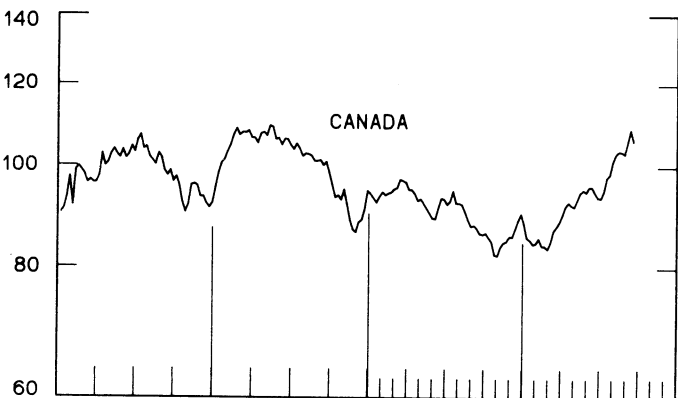
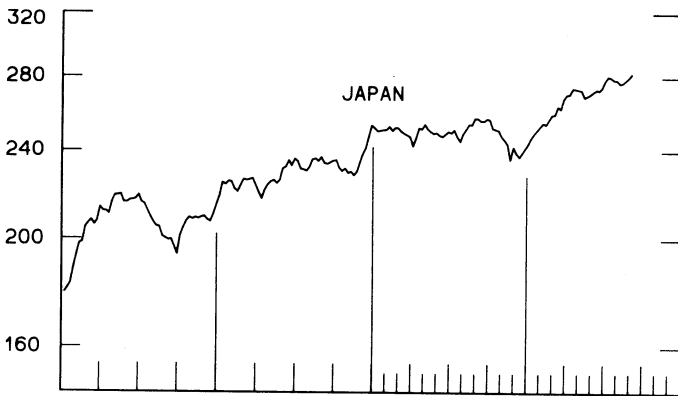
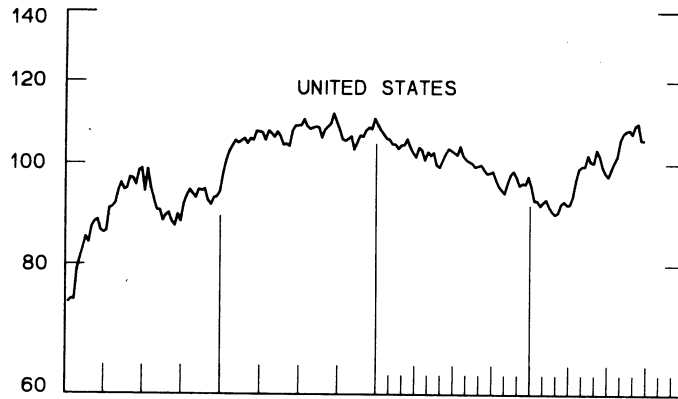
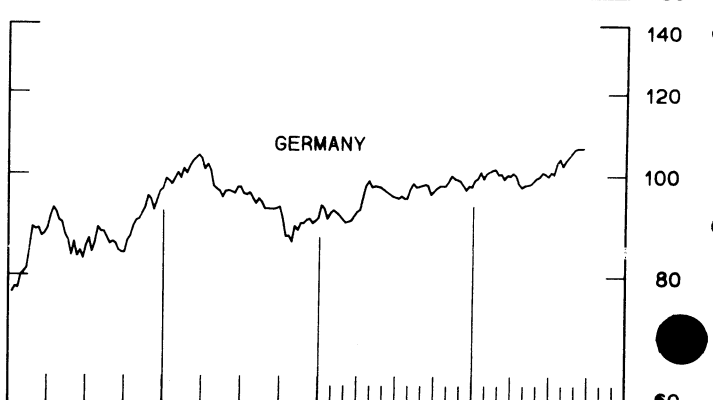
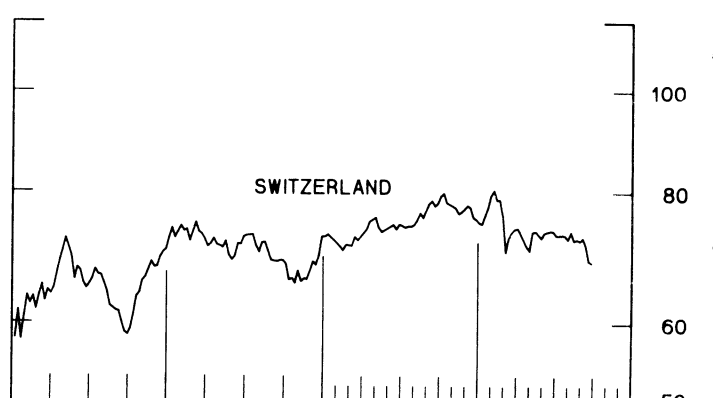
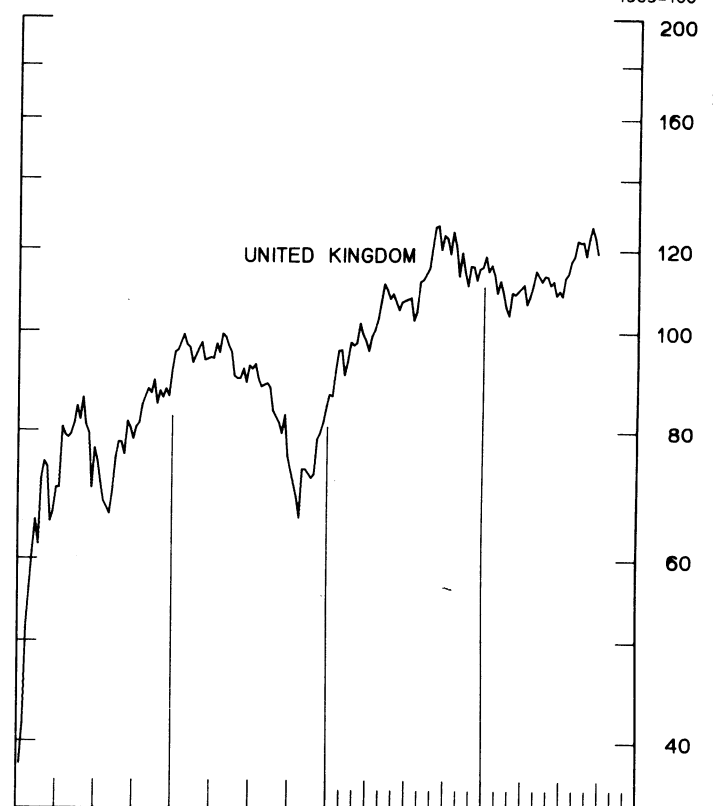


CHART 10
INDUSTRIAL STOCK INDEXES
 WEEKLY SERIES

RATIO SCALE
 1969=100



RATIO SCALE
 1969=100



1976

1978

1976

1978

SERIES NAME

LAST VALUE PLOTTED
DATE VALUE

CHART 1. SPOT EXCHANGE RATES AND INDICES

WEEKLY AVERAGES, NOON BUYING RATES (U.S. CENTS)

GERMAN MARK	OCT. 4	51.93
JAPANESE YEN	OCT. 4	0.53094
DUTCH GUILDER	OCT. 4	47.87
U.K. POUND	OCT. 4	197.49
CANADIAN DOLLAR	OCT. 4	84.29
FRENCH FRANC	OCT. 4	23.12
SWISS FRANC	OCT. 4	63.90
BELGIAN FRANC	OCT. 4	3.29404
ITALIAN LIRA	OCT. 4	0.12154

INDICES, MARCH 1973 BASE RATES = 100

GERMAN MARK	OCT. 4	146.07
JAPANESE YEN	OCT. 4	139.02
DUTCH GUILDER	OCT. 4	137.42
U.K. POUND	OCT. 4	79.88
CANADIAN DOLLAR	OCT. 4	84.01
FRENCH FRANC	OCT. 4	104.19
SWISS FRANC	OCT. 4	205.58
BELGIAN FRANC	OCT. 4	129.80
ITALIAN LIRA	OCT. 4	69.04

WEIGHTED AVERAGE EXCHANGE VALUE INDICES, MAR 1973 = 100

U.S. DOLLAR	OCT. 4	88.53
GERMAN MARK	OCT. 4	140.38
JAPANESE YEN	OCT. 4	130.89
DUTCH GUILDER	OCT. 4	126.79
U.K. POUND	OCT. 4	70.20
CANADIAN DOLLAR	OCT. 4	74.75
FRENCH FRANC	OCT. 4	94.08
SWISS FRANC	OCT. 4	190.12
BELGIAN FRANC	OCT. 4	118.96
ITALIAN LIRA	OCT. 4	60.53

CHART 2. 3-MONTH FORWARD EXCHANGE RATES, PREMIUM OR DISCOUNT

CANADIAN DOLLAR	OCT. 4	0.01
U.K. POUND	OCT. 4	-3.43
GERMAN MARK	OCT. 4	6.40
FRENCH FRANC	OCT. 4	-0.31
SWISS FRANC	OCT. 4	9.82
DUTCH GUILDER	OCT. 4	0.22
JAPANESE YEN	OCT. 4	7.17
ITALIAN LIRA	OCT. 4	-6.05

SERIES NAME

LAST VALUE PLOTTED
DATE VALUE

CHART 8. INTEREST ARBITRAGE, 3-MONTH FUNDS

EURO-DOLLAR DEPOSIT	OCT. 4	9.58
INTERBANK STERLING (LONDON), COVERED	OCT. 4	6.27
DIFFERENTIAL	OCT. 4	3.31
U.S. COMMERCIAL PAPER	OCT. 4	8.64
CANADIAN FINANCE PAPER, COVERED	OCT. 4	9.36
DIFFERENTIAL	OCT. 4	-0.72
EURO-DOLLAR DEPOSIT	OCT. 4	9.58
INTERBANK DM (FRANKFURT), COVERED	OCT. 4	10.26
DIFFERENTIAL	OCT. 4	-0.68
EURO-DOLLAR DEPOSIT	OCT. 4	9.58
SWISS INTERBANK, COVERED	OCT. 4	10.59
DIFFERENTIAL	OCT. 4	-1.02

CHART 9. LONG TERM GOVERNMENT BOND YIELDS

UNITED STATES	SEPT. 29	8.55
GERMANY	SEPT. 22	6.02
JAPAN (MONTHLY)	AUG.	6.21
SWITZERLAND	SEPT. 15	3.26
CANADA	SEPT. 29	9.15
FRANCE	SEPT. 15	9.96
NETHERLANDS	SEPT. 22	7.62
UNITED KINGDOM	SEPT. 29	11.50

U.S. CORPORATE

AAA BONDS	AUG.	8.69
EURO-DM BONDS	AUG.	6.69
EURO-DOLLAR BONDS	AUG.	8.12

CHART 10. INDUSTRIAL STOCK INDICES

UNITED STATES	SEPT. 29	105.65
JAPAN	SEPT. 8	282.57
CANADA	SEPT. 22	106.06
FRANCE	SEPT. 15	122.80
UNITED KINGDOM	SEPT. 29	119.25
SWITZERLAND	SEPT. 29	68.66
GERMANY	SEPT. 22	106.34



FEDERAL RESERVE statistical release

H.10

OCTOBER 10, 1978

FOREIGN EXCHANGE RATES

FOR THE WEEK ENDING OCTOBER 6, 1978

The Board of Governors of the Federal Reserve System is advised that the Federal Reserve Bank of New York has certified for customs purposes the following noon buying rate in New York City for cable transfers payable in foreign currencies:

COUNTRY	MONETARY UNIT	(RATE U.S. CENTS)				
		OCT. 2	OCT. 3	OCT. 4	OCT. 5	OCT. 6
AUSTRALIA	DOLLAR	115.6000	115.8500	116.0500	116.1500	116.0000
AUSTRIA	SCHILLING	7.12885	7.15180	7.24113	7.26744	7.24638
BELGIUM	FRANC	3.27869	3.31345	3.33890	3.34225	3.33333
CANADA	DOLLAR	84.0800	84.0400	84.3000	84.5100	84.6800
DENMARK	KRONE	18.6776	18.8537	18.9286	18.9825	18.9286
FINLAND	MARKKA	24.8509	24.8447	25.0094	25.0313	24.9875
FRANCE	FRANC	23.0734	23.1911	23.3100	23.3236	23.2693
GERMANY	D. MARK	51.5996	52.2739	52.5901	52.6815	52.5155
INDIA	RUPEE	12.5500	12.5500	12.5500	12.5500	12.5500
IRELAND	POUND	197.1500	197.3500	198.2000	198.1700	198.1000
ITALY	LIRA	0.12151	0.12165	0.12195	0.12206	0.12184
JAPAN	YEN	0.52952	0.53333	0.53476	0.53390	0.53079
MALAYSIA	DOLLAR	43.9000	44.0200	44.2500	44.3050	44.3500
MEXICO	PESO	4.3966	4.3975	4.3946	4.3975	4.3956
NETHERLANDS	GUILDER	47.6872	48.2044	48.5437	48.4496	48.3092
NEW ZEALAND	DOLLAR	106.0000	106.1500	106.4500	106.4000	106.2500
NORWAY	KRONE	19.5160	19.7122	19.8216	19.8787	19.7863
PORTUGAL	ESCUDO	2.1906	2.2036	2.2026	2.2051	2.2002
SOUTH AFRICA	RAND	115.0000	115.0000	115.0000	115.0000	115.0000
SPAIN	PESETA	1.3879	1.3939	1.4065	1.4075	1.4021
SRI LANKA	RUPEE	6.3700	6.3700	6.3700	6.3700	6.3700
SWEDEN	KRONA	22.6655	22.8519	22.9516	22.9095	22.8676
SWITZERLAND	FRANC	62.8141	63.5324	62.8536	62.9327	62.8536
UNITED KINGDOM	POUND	197.1500	197.3500	198.2000	198.1700	198.1000