

DATA FILE  
LIBRARY  
FEDERAL RESERVE BANK  
OF CHICAGO

LIBRARY  
JUN 5 1978  
FEDERAL RESERVE  
BANK OF CHICAGO

# Selected Interest & Exchange Rates

## Weekly Series of Charts

May 30, 1978

Prepared by the  
FINANCIAL MARKETS  
SECTION

DIVISION OF  
INTERNATIONAL FINANCE

BOARD OF GOVERNORS  
FEDERAL RESERVE SYSTEM  
Washington, D.C. 20551

---

# Table of Contents

## TABLES

1. LATEST FIGURES PLOTTED
2. DAILY CERTIFIED SPOT EXCHANGE RATES--H.10 RELEASE

## CHARTS

1. SPOT EXCHANGE RATE INDEXES
2. 3-MONTH FORWARD EXCHANGE RATES
3. GOLD PRICE--LONDON
4. CALL MONEY RATES
5. 3-MONTH INTEREST RATES
6. EURO-DOLLAR DEPOSIT RATES
7. SELECTED EURO-DOLLAR AND U.S. MONEY MARKET RATES
8. INTEREST ARBITRAGE: 3-MONTH FUNDS
9. LONG-TERM GOVERNMENT BOND YIELDS
10. INDUSTRIAL STOCK INDEXES

## SUBSCRIPTION RATES:

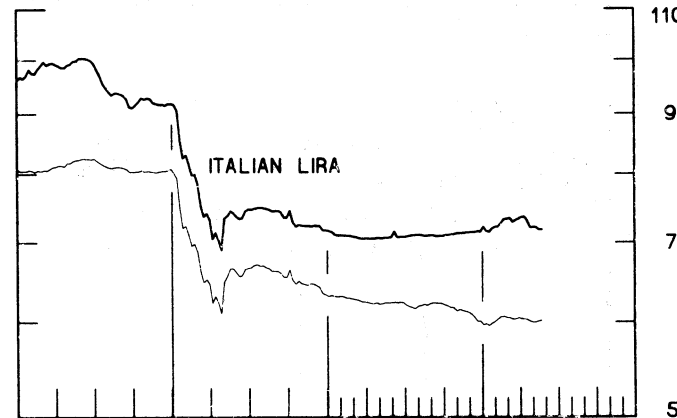
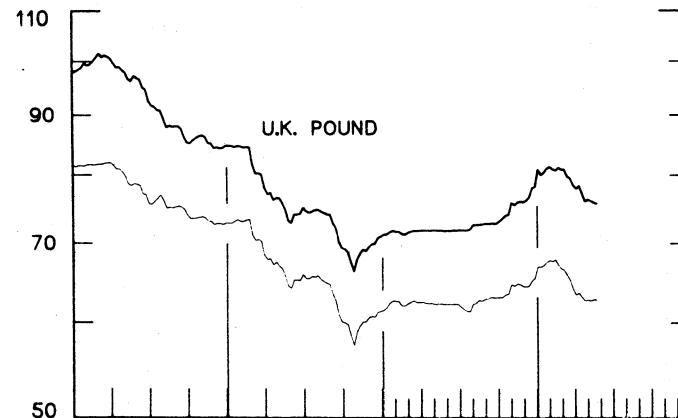
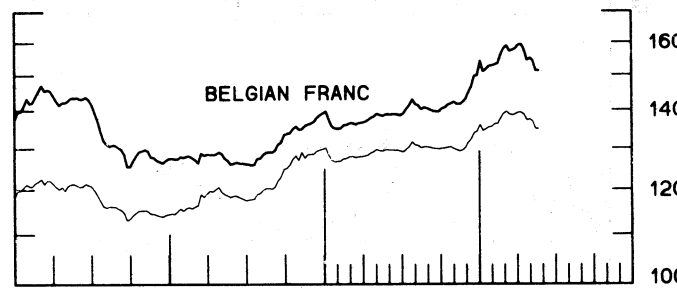
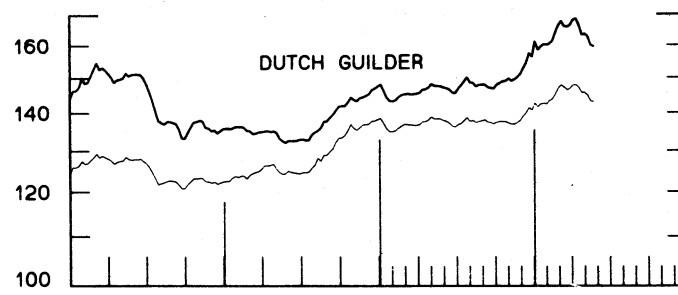
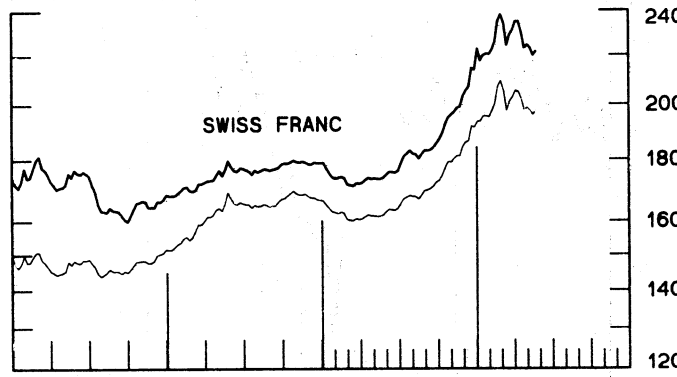
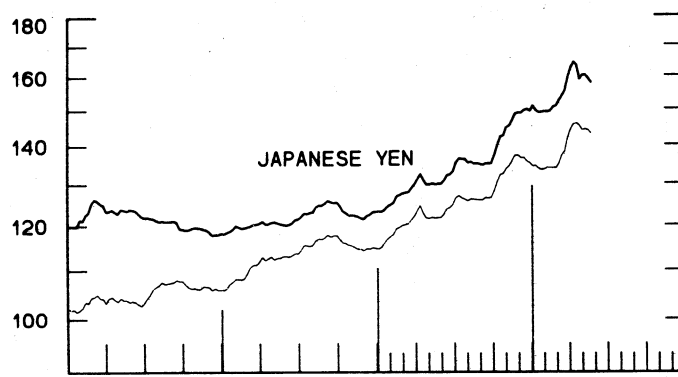

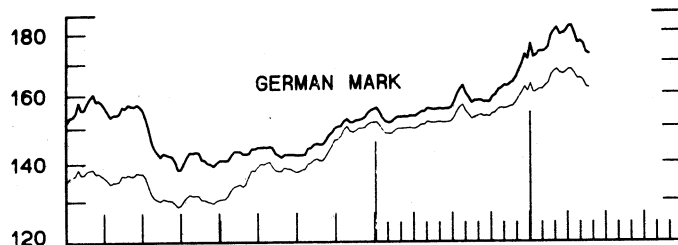

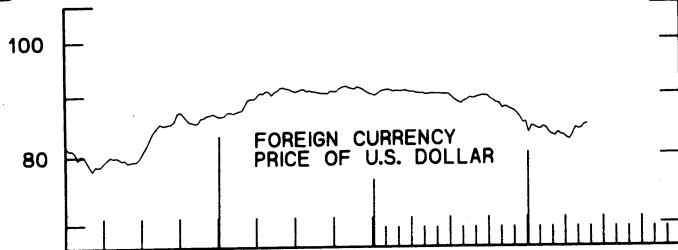
Weekly \$15.00 per year or \$ .40 each in the United States, its possessions, Canada, and Mexico; 10 or more of the same issue to one address, \$13.50 per year or \$.35 each. Elsewhere, \$20.00 per year or \$.50 each. Address requests to Publications Services, Division of Administrative Services, and make payment remittance payable to the order of the Board of Governors of the Federal Reserve System in a form collectible at par in U.S. Currency.

# SPOT EXCHANGE RATES

DOLLAR PRICES OF FOREIGN CURRENCIES AND WEIGHTED AVERAGE VALUES (THIN LINE)  
AVERAGES FOR WEEK ENDING WEDNESDAY

100 SCALE  
MAY 1970 PARITY=100

RATIO SCALE  
MAY 1970 PARITY=100



1976

1978

1976

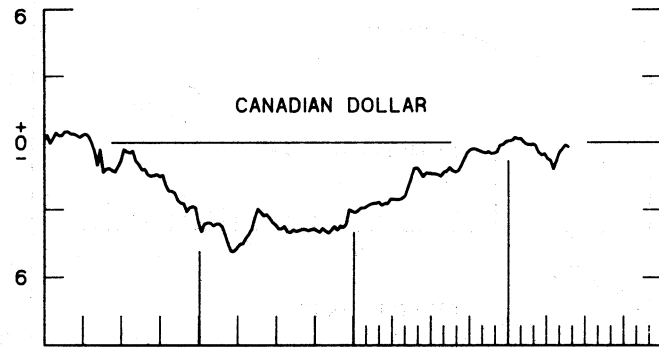
1978

CHART 2

### 3-MONTH FORWARD EXCHANGE RATES

PREMIUM (+) OR (-)  
AVERAGES FOR WEEK ENDING WEDNESDAY

PER CENT PER ANNUM



PER CENT PER ANNUM

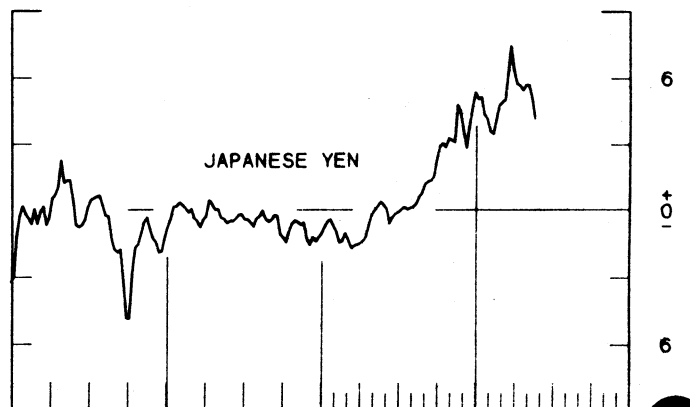
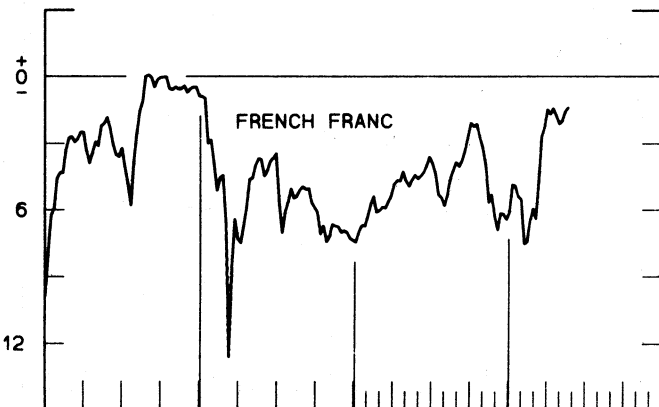
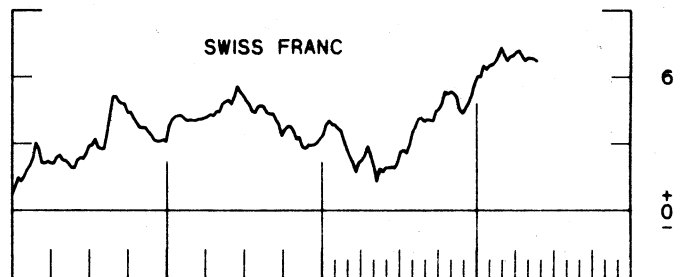
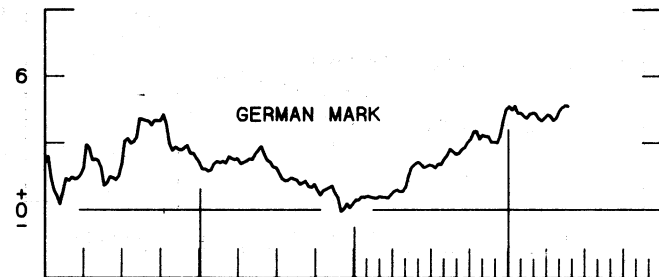
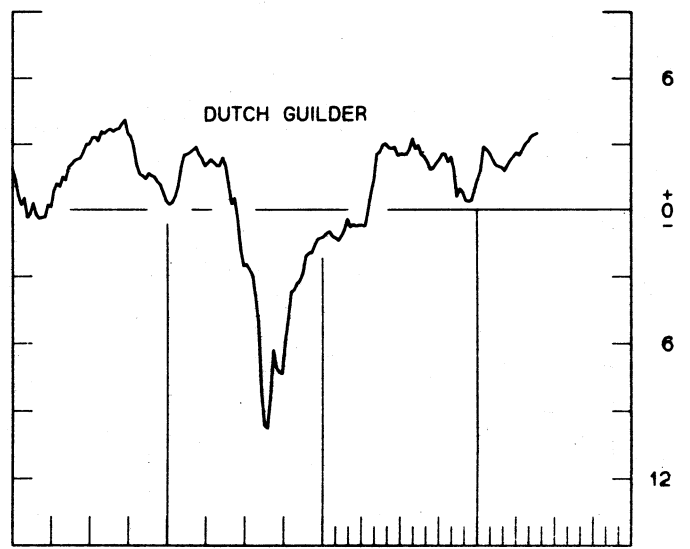
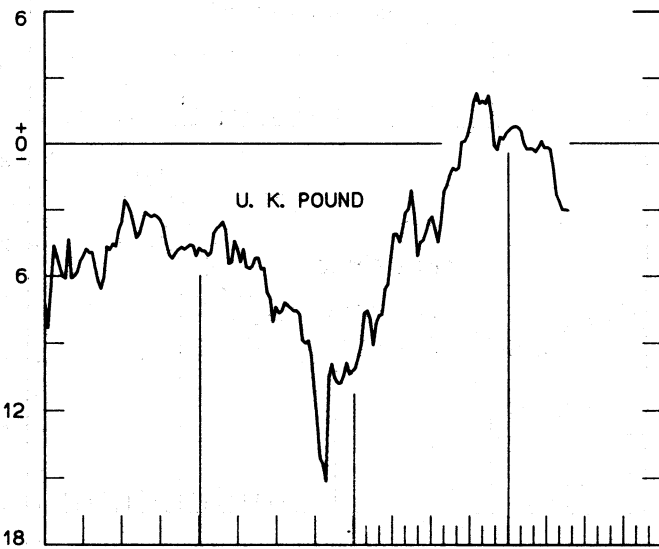
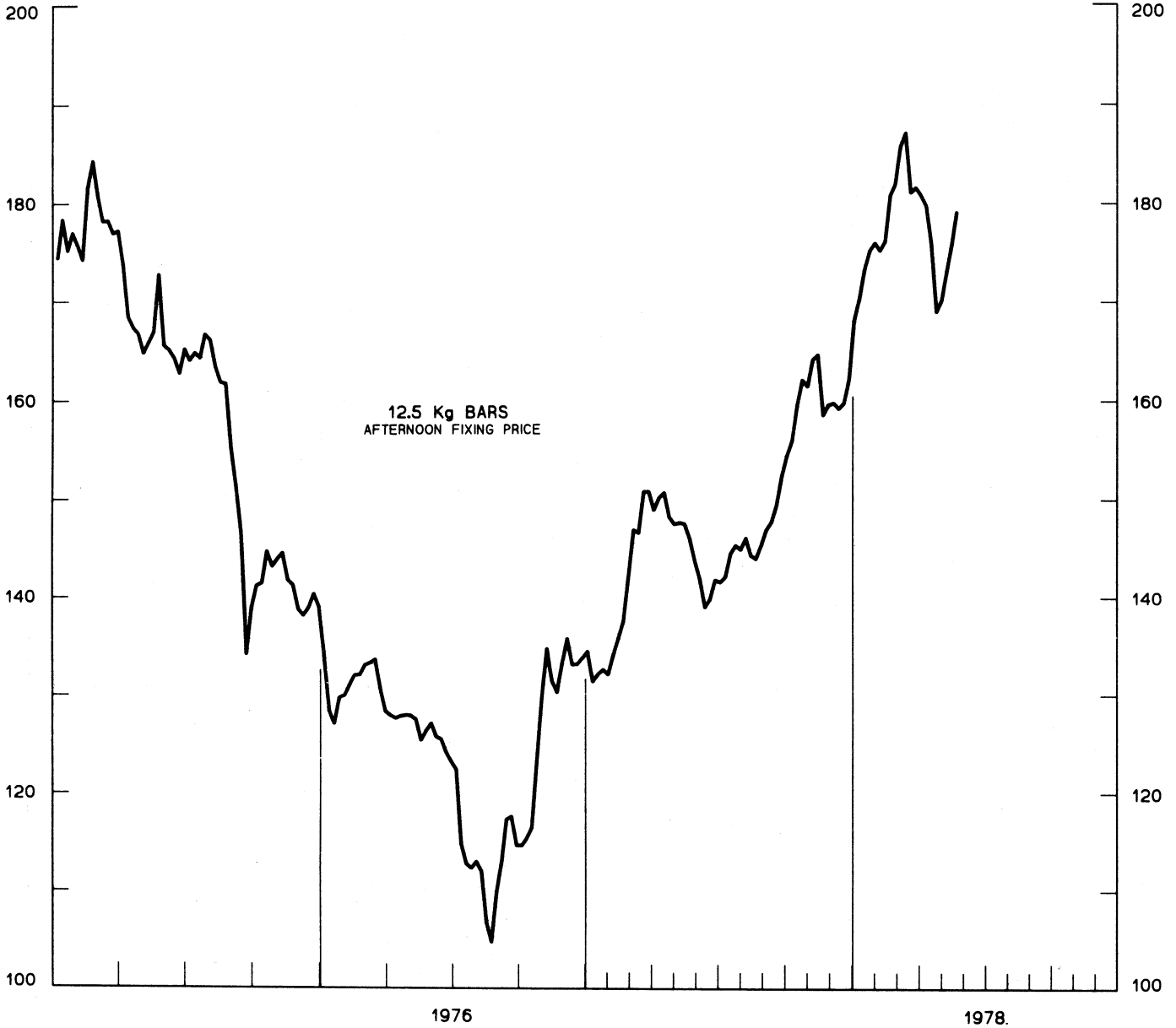


CHART 3  
PRICE OF GOLD IN LONDON  
AVERAGES FOR WEEK ENDING WEDNESDAY

U.S. DOLLARS PER FINE OUNCE

U.S. DOLLARS PER FINE OUNCE



12.5 Kg BARS  
AFTERNOON FIXING PRICE

CHART 4  
**CALL MONEY RATES**  
 WEEKLY SERIES

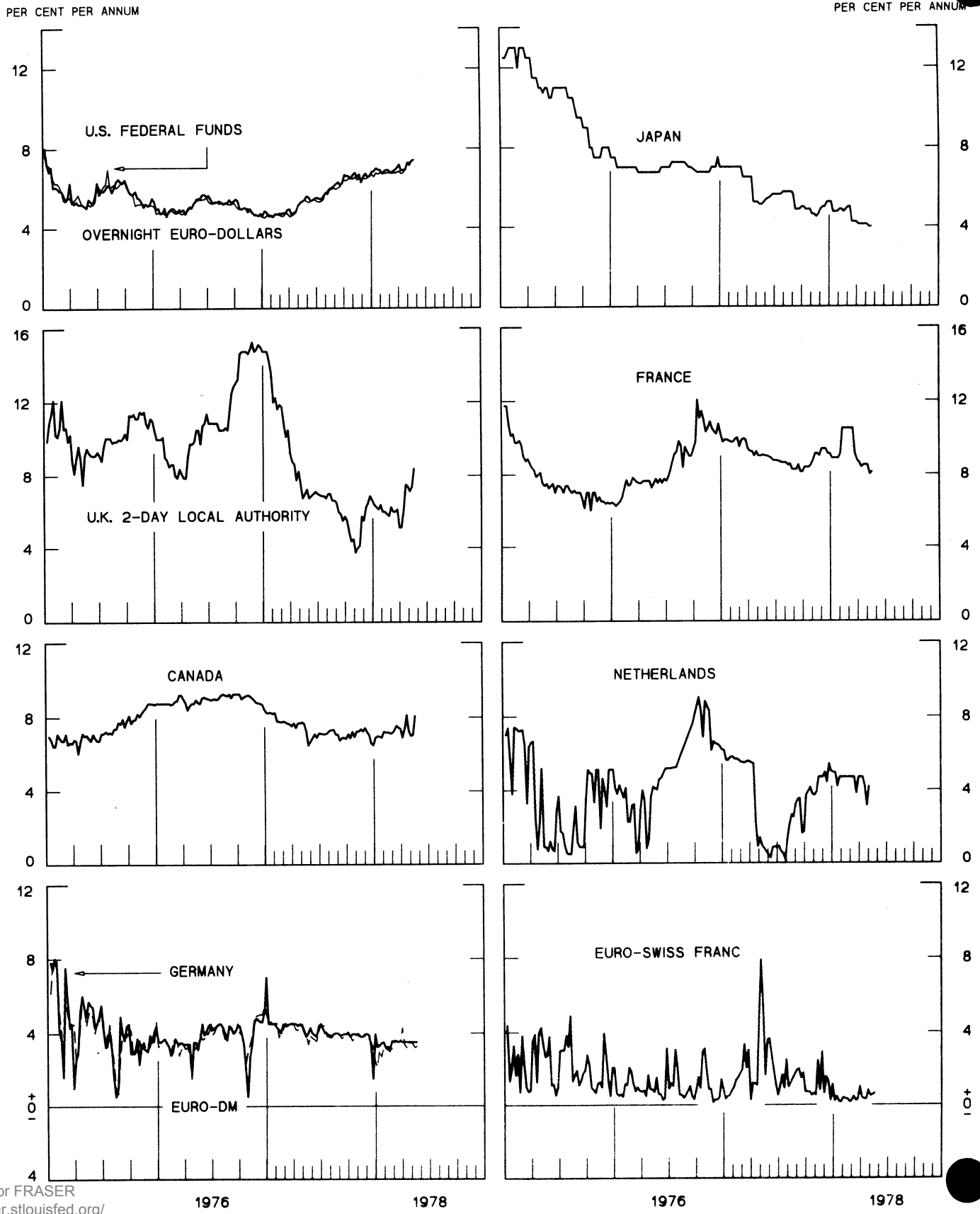
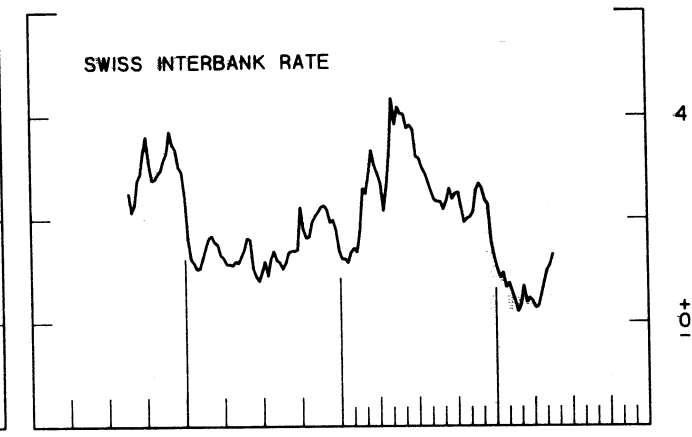
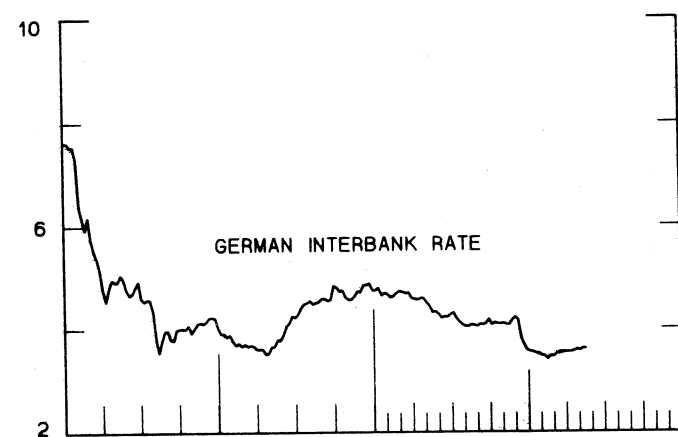
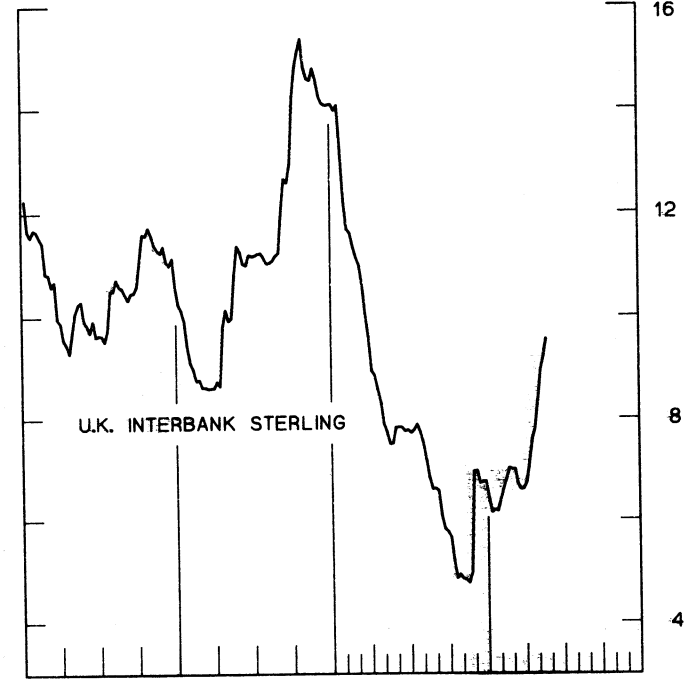
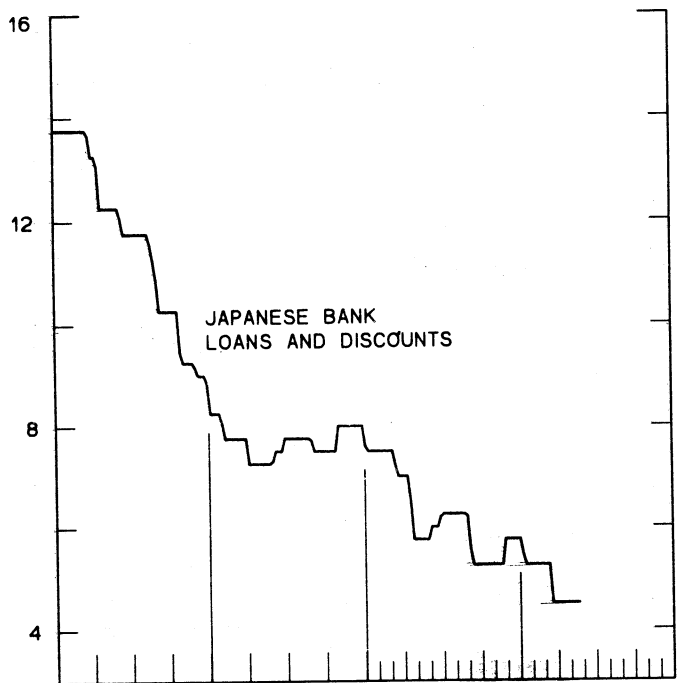
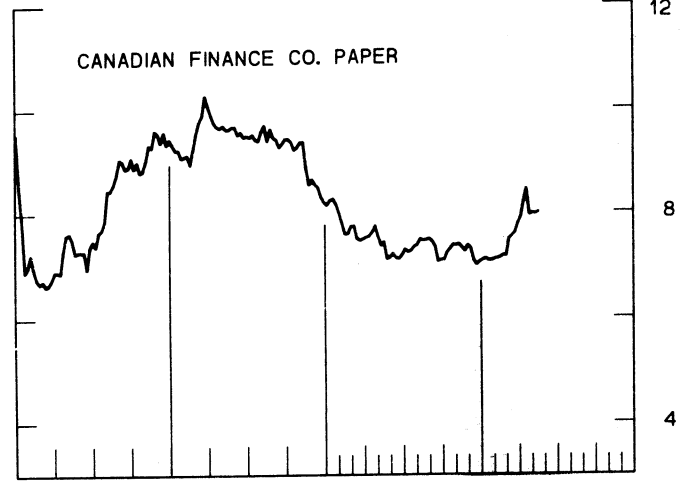
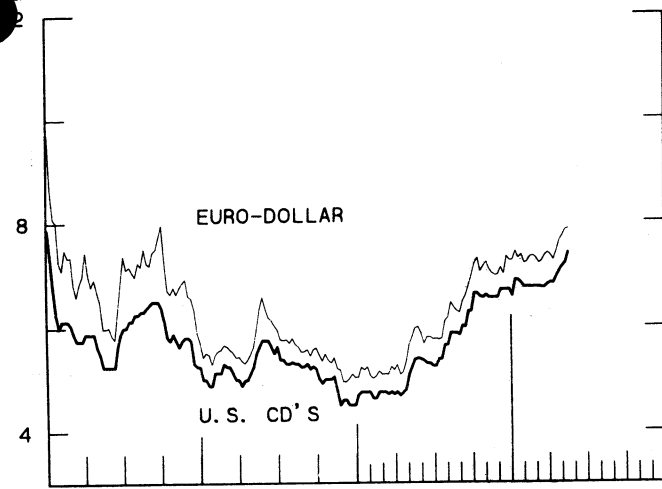


CHART 5  
**3-MONTH INTEREST RATES**  
 WEEKLY SERIES

PER CENT PER ANNUM

PER CENT PER ANNUM



1976

1978

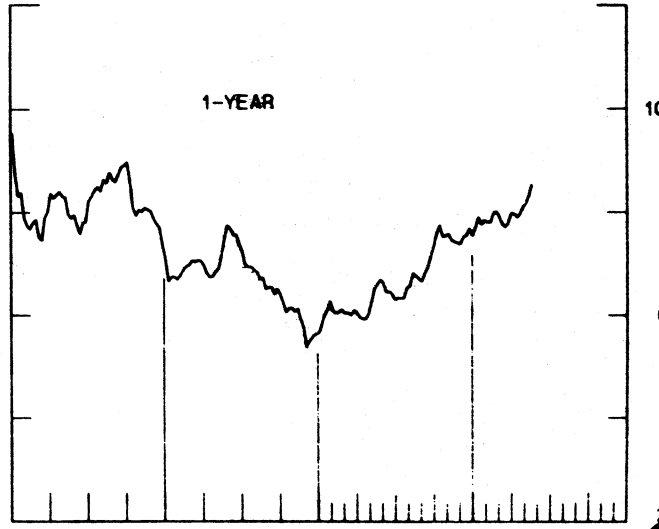
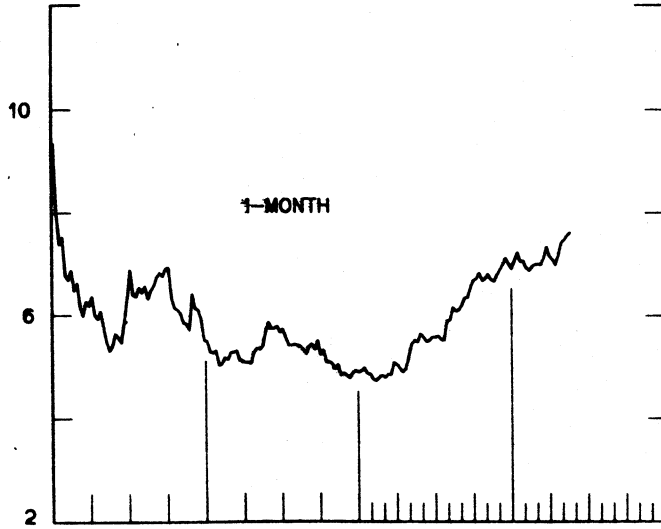
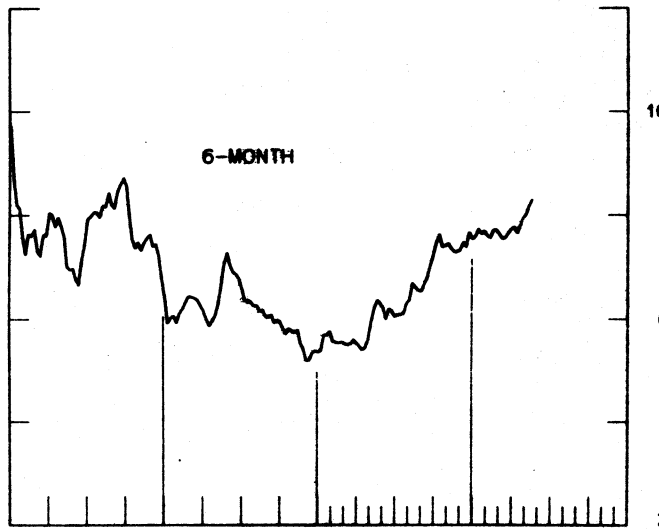
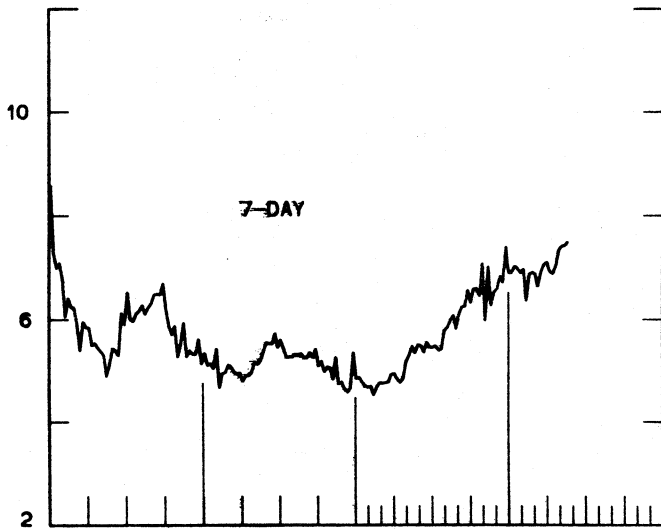
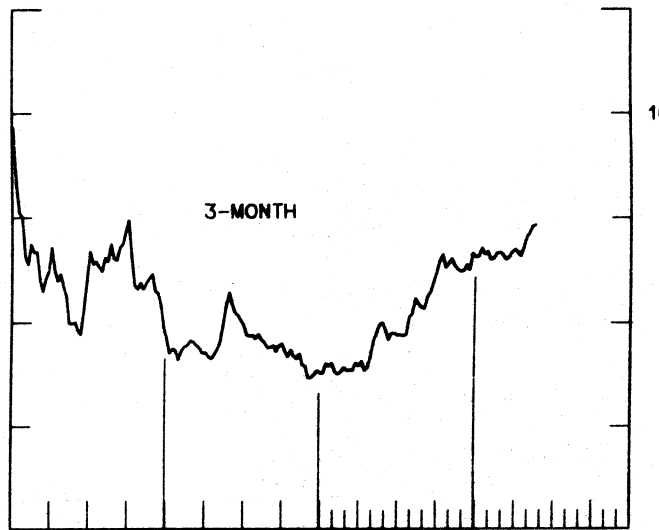
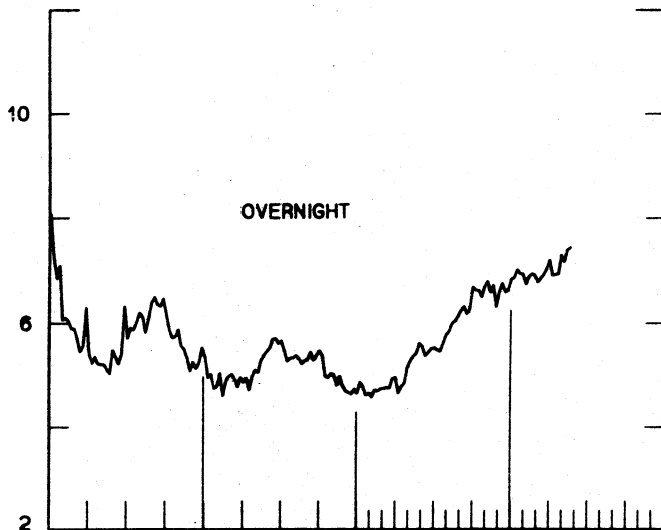
1976

1978

CHART 6  
**EURO-DOLLAR DEPOSIT RATES LONDON**  
 AVERAGES FOR WEEK ENDING WEDNESDAY

PER CENT PER ANNUM

PER CENT PER ANNUM



1976

1978

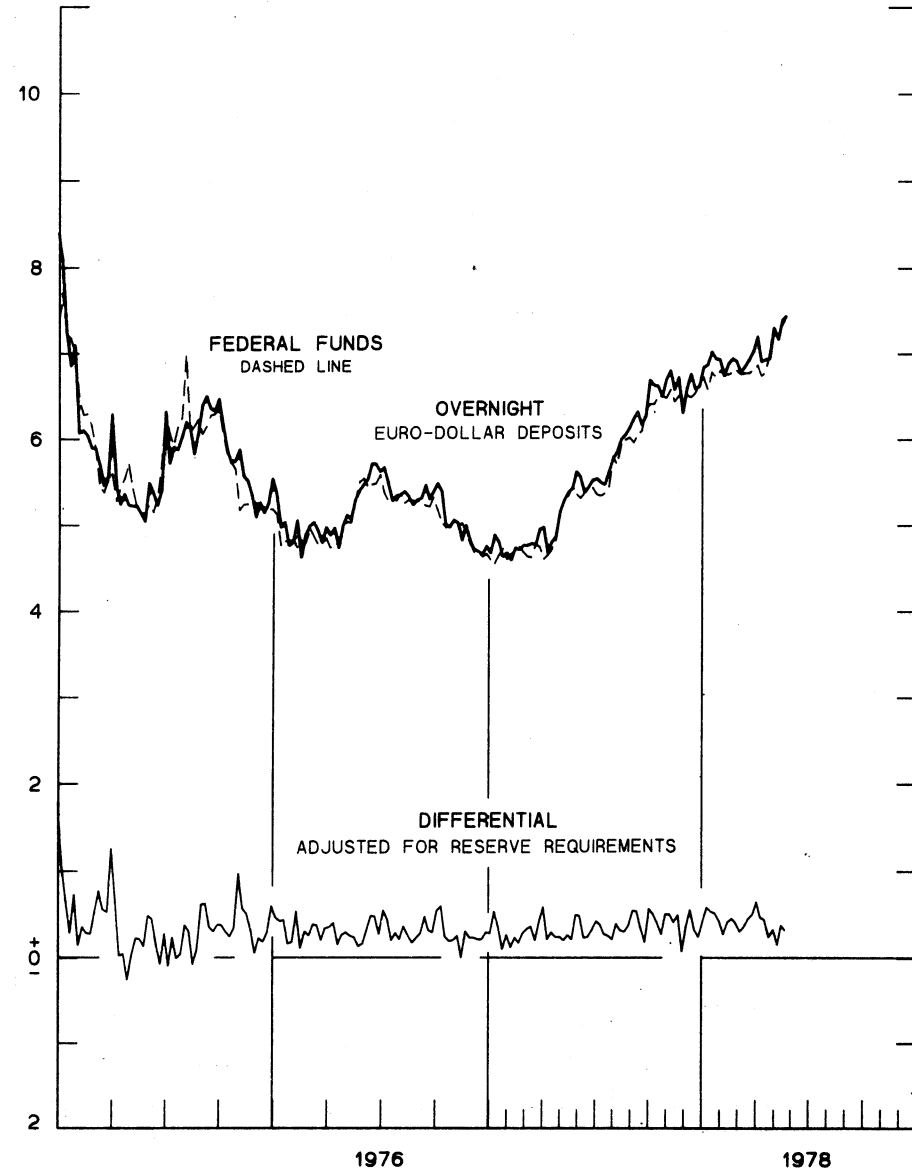
1976

1978

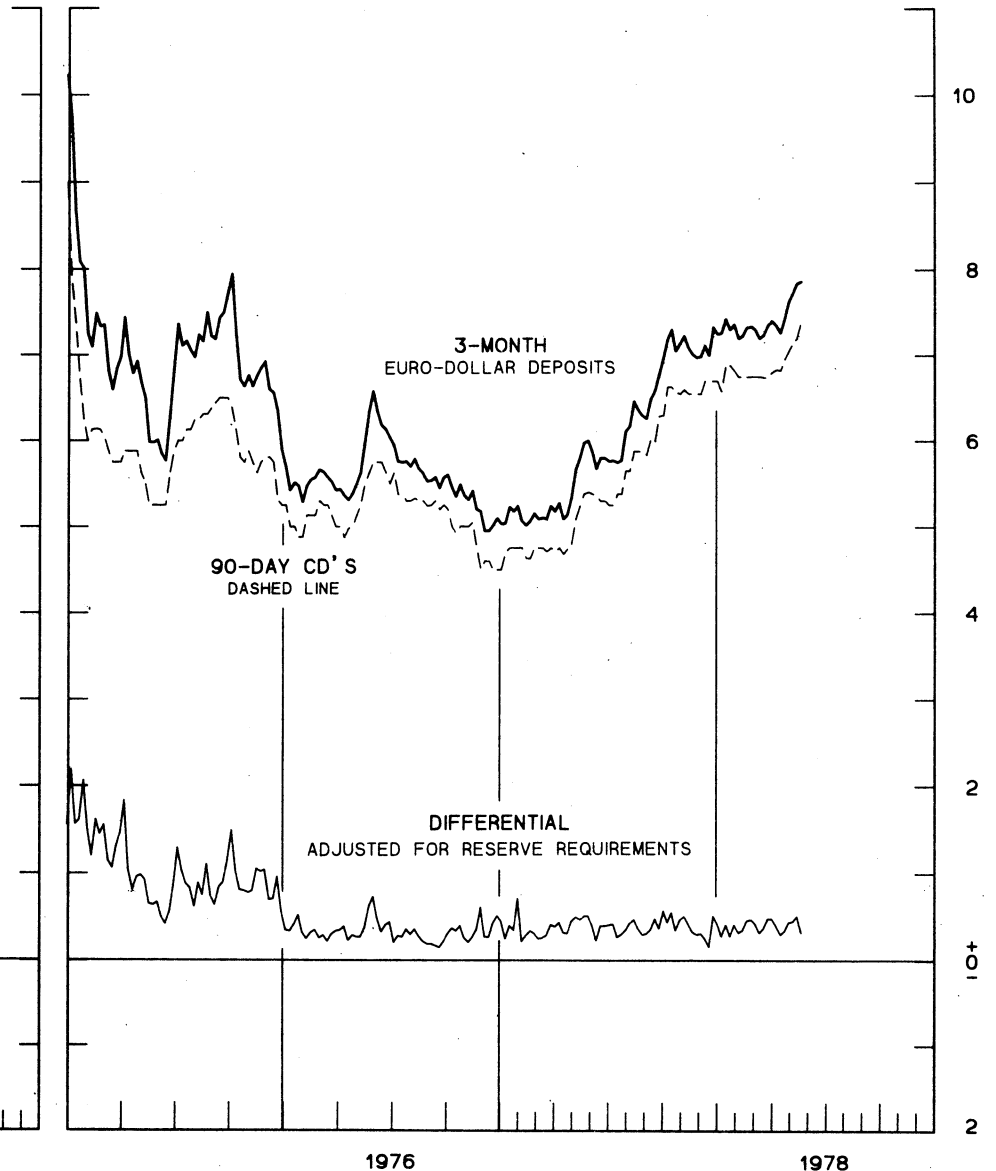


CHART 7  
**SELECTED EURO-DOLLAR AND U. S. MONEY MARKET RATES**  
 AVERAGES FOR WEEK ENDING WEDNESDAY

PER CENT PER ANNUM



PER CENT PER ANNUM

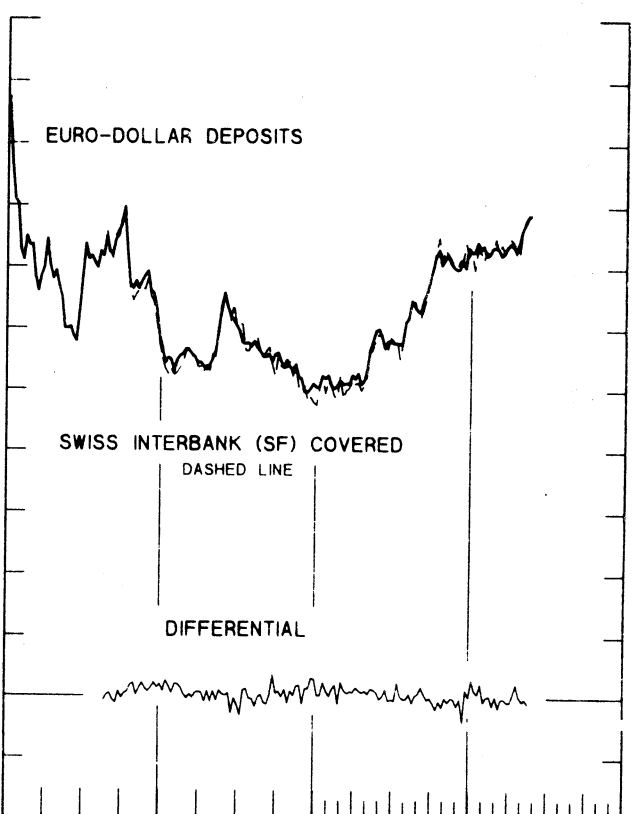
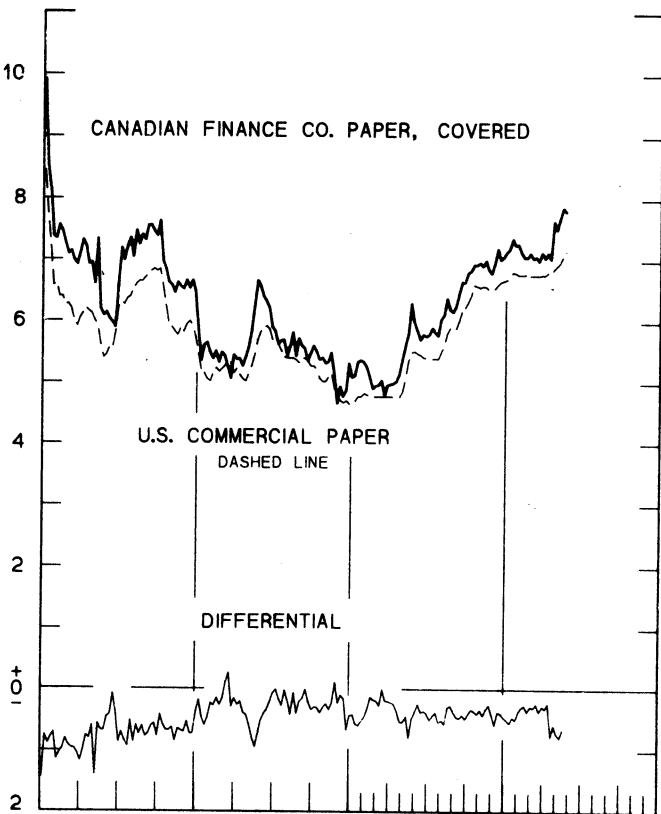
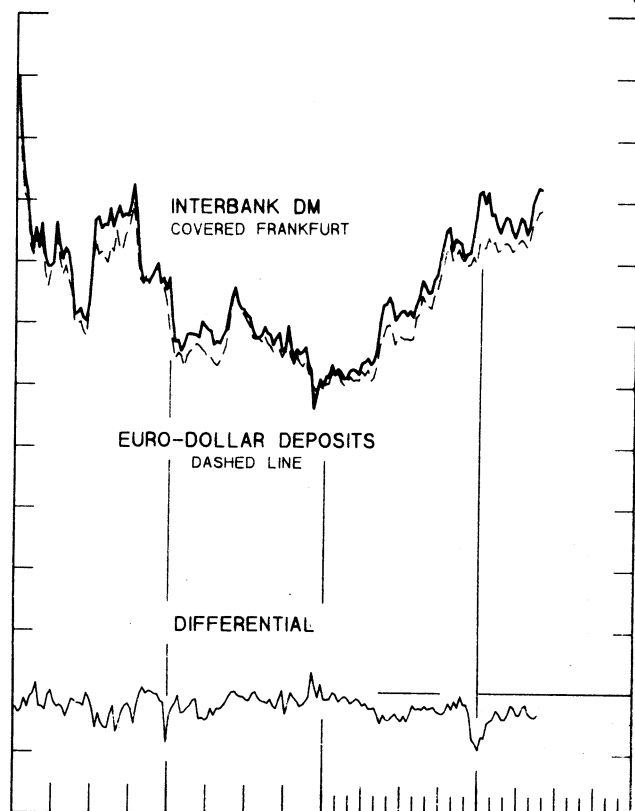
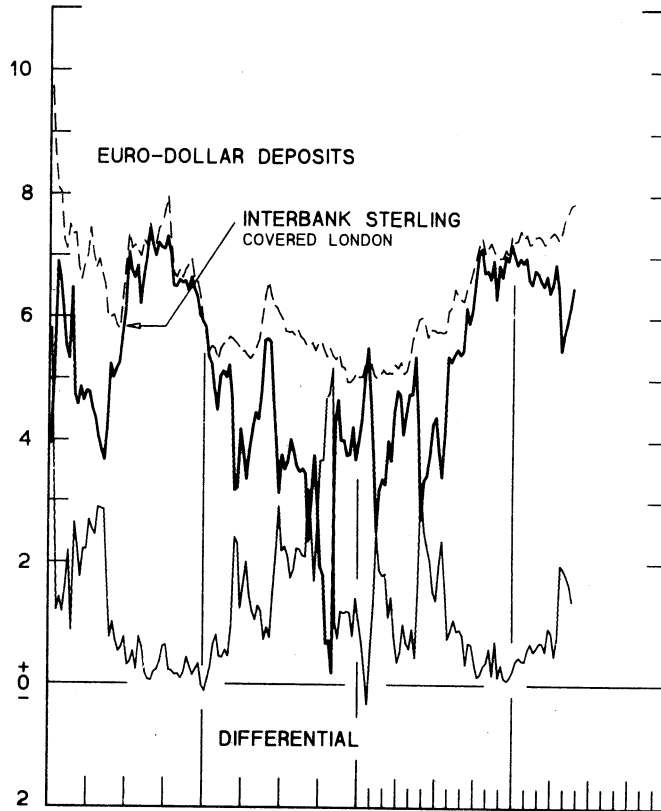


# INTEREST ARBITRAGE: 3-MONTH FUNDS

DIFFERENTIAL: PLUS(+), INDICATES FAVOR DOLLAR ASSETS  
AVERAGES FOR WEEK ENDING WEDNESDAY

PER CENT PER ANNUM

PER CENT PER ANNUM



1976

1978

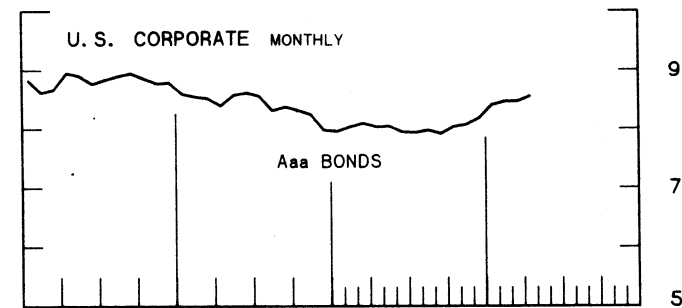
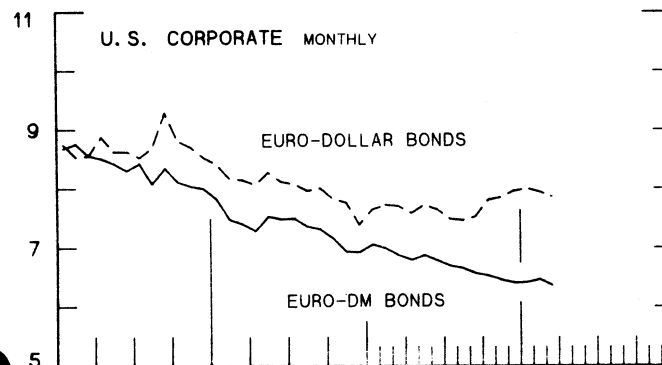
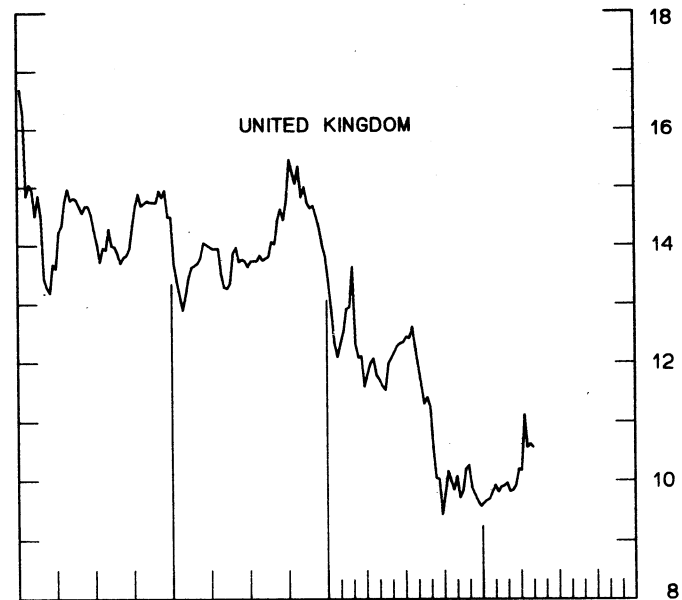
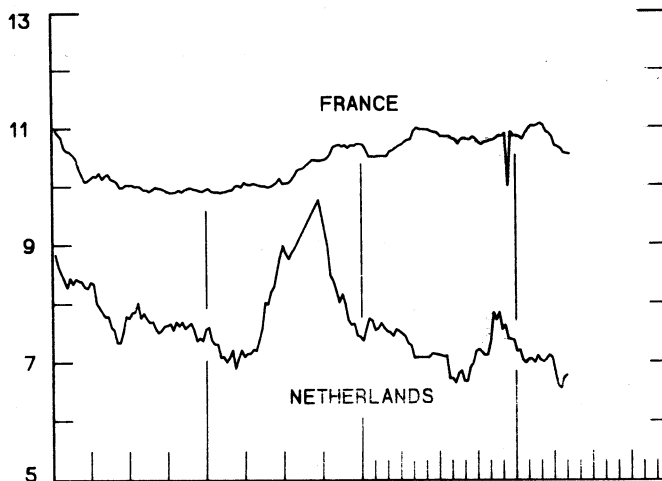
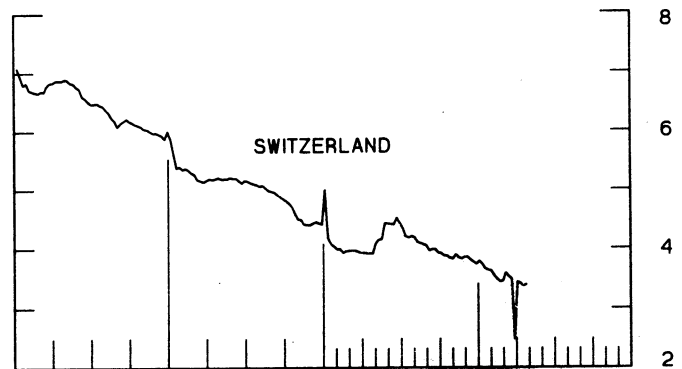
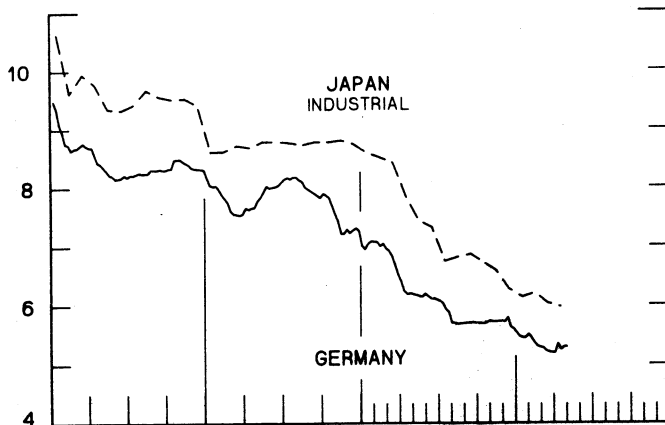
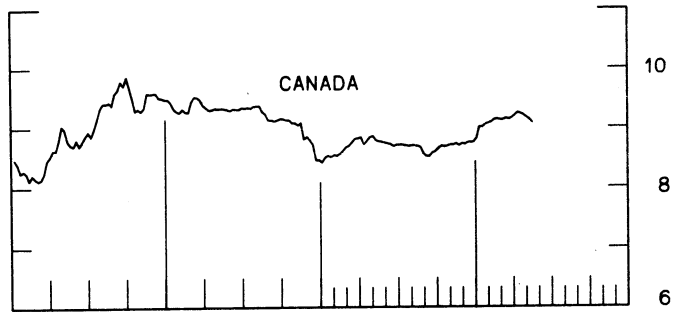
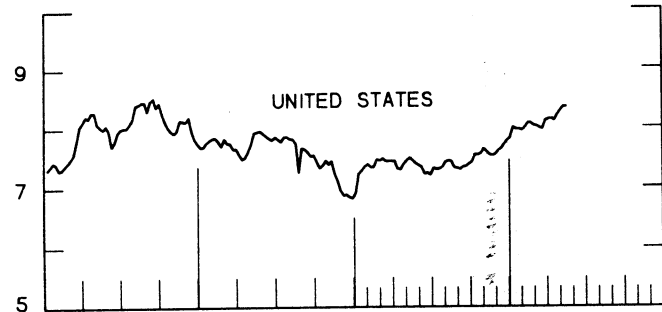
1976

1978

CHART 9  
**LONG-TERM GOVERNMENT BOND YIELDS**  
 WEEKLY SERIES

PER CENT PER ANNUM

PER CENT PER ANNUM



1976

1978

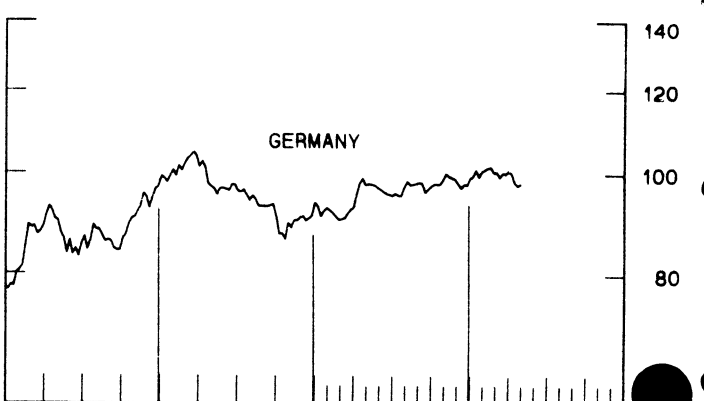
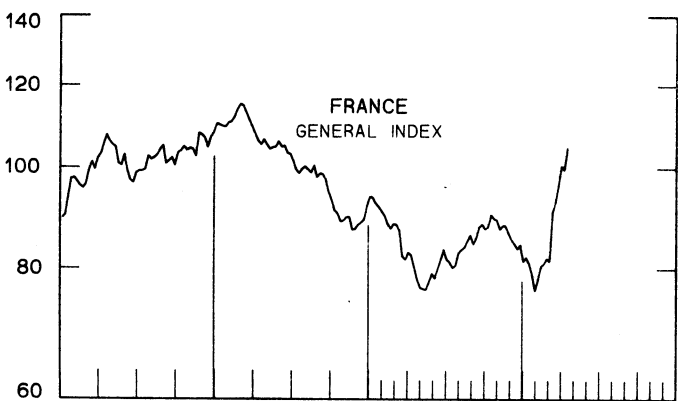
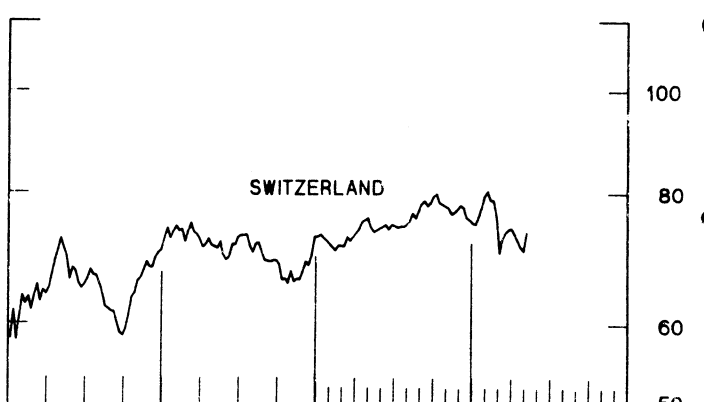
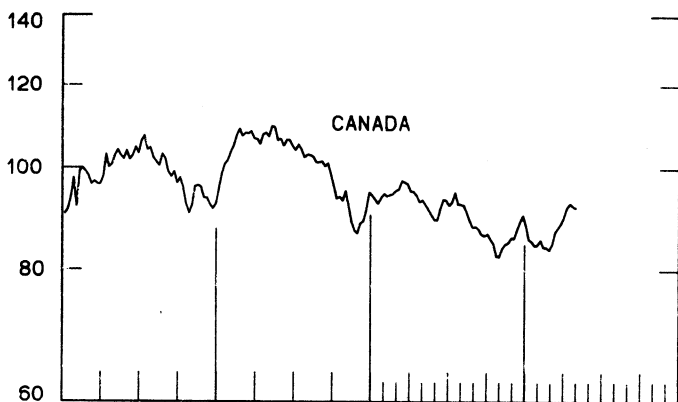
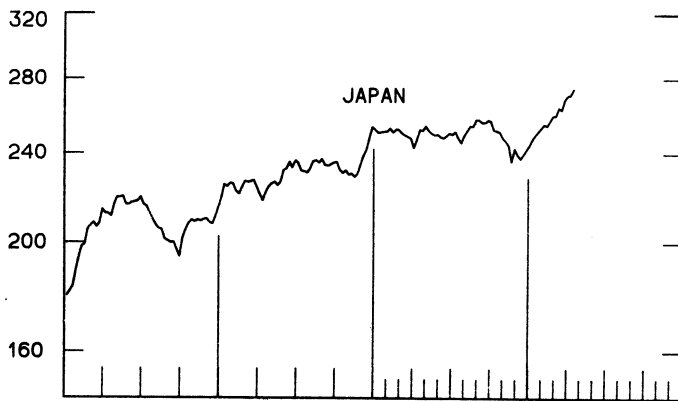
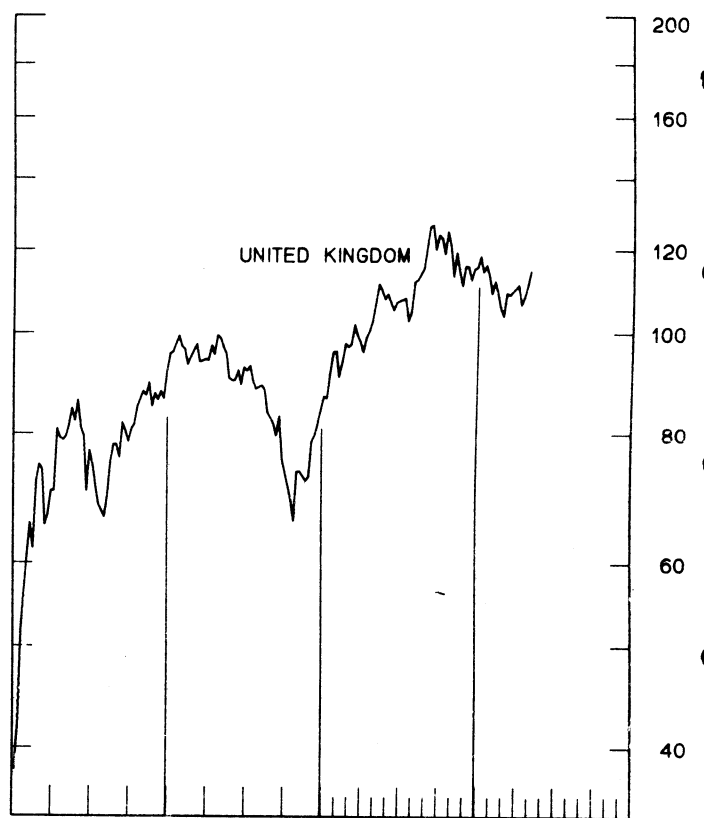
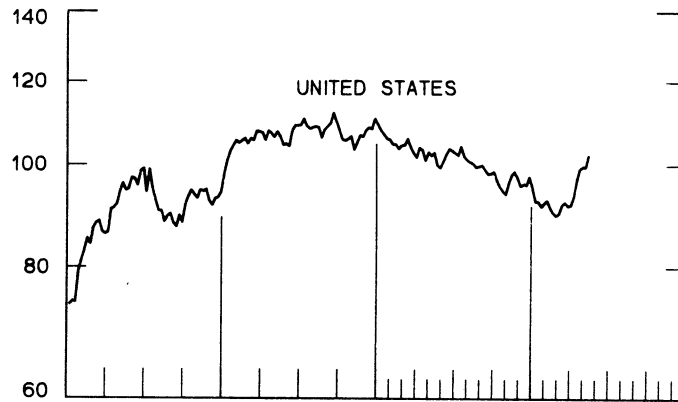
1976

1978

CHART 10  
**INDUSTRIAL STOCK INDEXES**  
 WEEKLY SERIES

RATIO SCALE  
 1969=100

RATIO SCALE  
 1969=100



SERIES NAME

LAST VALUE PLOTTED  
DATE VALUE

CHART 1. SPOT EXCHANGE RATES

WEEKLY AVERAGES, NOON BUYING RATES (U.S. CENTS)

GERMAN MARK	MAY 24	47.06
JAPANESE YEN	MAY 24	0.43790
DUTCH GUILDER	MAY 24	44.00
U.K. POUND	MAY 24	181.18
CANADIAN DOLLAR	MAY 24	89.81
FRENCH FRANC	MAY 24	21.40
SWISS FRANC	MAY 24	50.66
BELGIAN FRANC	MAY 24	3.02020
ITALIAN LIRA	MAY 24	0.11462

INDICES, MAY 1970 PARITIES = 100

GERMAN MARK	MAY 24	172.25
JAPANESE YEN	MAY 24	157.64
DUTCH GUILDER	MAY 24	159.29
U.K. POUND	MAY 24	75.49
CANADIAN DOLLAR	MAY 24	97.09
FRENCH FRANC	MAY 24	118.89
SWISS FRANC	MAY 24	221.52
BELGIAN FRANC	MAY 24	151.01
ITALIAN LIRA	MAY 24	71.64

WEIGHTED AVERAGE EXCHANGE VALUE INDICES, MAY 1970 = 100

U.S. DOLLAR	MAY 24	84.75
GERMAN MARK	MAY 24	161.53
JAPANESE YEN	MAY 24	142.79
DUTCH GUILDER	MAY 24	142.79
U.K. POUND	MAY 24	62.62
CANADIAN DOLLAR	MAY 24	84.08
FRENCH FRANC	MAY 24	105.00
SWISS FRANC	MAY 24	197.63
BELGIAN FRANC	MAY 24	134.85
ITALIAN FRANC	MAY 24	60.09

CHART 2. 3-MONTH FORWARD EXCHANGE RATES, PREMIUM OR DISCOUNT

CANADIAN DOLLAR	MAY 24	-0.20
U.K. POUND	MAY 24	-3.06
GERMAN MARK	MAY 24	4.61
FRENCH FRANC	MAY 24	-1.40
SWISS FRANC	MAY 24	6.66
DUTCH GUILDER	MAY 24	3.47
JAPANESE YEN	MAY 24	4.14

LAST VALUE PLOTTED  
DATE VALUE

SERIES NAME

CHART 3. GOLD PRICE IN LONDON

U.S. DOLLARS PER FINE OUNCE MAY 24 179.01

CHART 4. CALL MONEY RATES

U.S. FEDERAL FUNDS	MAY 24	7.43
OVERNIGHT EURO-DOLLAR DEPOSITS	MAY 24	7.44
U.K. 2-DAY LOCAL AUTHORITY DEPOSITS	MAY 19	8.38
CANADA	MAY 19	8.08
GERMANY	MAY 19	3.50
EURO-DM	MAY 19	3.28
JAPAN	MAY 19	4.00
FRANCE	MAY 19	8.13
NETHERLANDS	MAY 5	4.19
EURO-SWISS FRANC	MAY 19	0.64

CHART 5. 3-MONTH INTEREST RATES

U.S. 90-DAY CD'S	MAY 24	7.40
GERMAN INTERBANK LOAN	MAY 24	3.60
JAPANESE BANK LOANS & DISCOUNTS	MAY 24	4.50
EURO-DOLLAR DEPOSIT	MAY 24	7.86
CANADIAN FINANCE PAPER	MAY 24	8.00
INTERBANK STERLING	MAY 24	9.55
SWISS INTERBANK LOAN	MAY 24	1.30

CHART 6. EURO-DOLLAR DEPOSIT RATES: LONDON

OVERNIGHT	MAY 24	7.44
7-DAY	MAY 24	7.48
1-MONTH	MAY 24	7.60
3-MONTH	MAY 24	7.86
6-MONTH	MAY 24	8.29
1-YEAR	MAY 24	8.51

CHART 7. SELECTED EURO-DOLLAR AND U.S. MONEY MARKET RATES

OVERNIGHT EURO-DOLLAR DEPOSITS	MAY 24	7.44
U.S. FEDERAL FUNDS	MAY 24	7.43
DIFFERENTIAL ADJ. FOR RESERVE REQUIREMENTS	MAY 24	0.32
3-MONTH EURO-DOLLAR DEPOSIT RATE	MAY 24	7.86
U.S. 90-DAY CD'S	MAY 24	7.40
DIFFERENTIAL ADJ. FOR RESERVE REQUIREMENTS	MAY 24	0.32

SERIES NAME

LAST VALUE PLOTTED  
DATE VALUE

CHART 8. INTEREST ARBITRAGE, 3-MONTH FUNDS

EURO-DOLLAR DEPOSIT	MAY 24	7.86
INTERBANK STERLING (LONDON), COVERED	MAY 24	6.49
DIFFERENTIAL	MAY 24	1.37
U.S. COMMERCIAL PAPER	MAY 24	7.14
CANADIAN FINANCE PAPER, COVERED	MAY 24	7.80
DIFFERENTIAL	MAY 24	-0.66
EURO-DOLLAR DEPOSIT	MAY 24	7.86
INTERBANK DM (FRANKFURT), COVERED	MAY 24	8.21
DIFFERENTIAL	MAY 24	-0.35
EURO-DOLLAR DEPOSIT	MAY 24	7.86
SWISS INTERBANK, COVERED	MAY 24	7.96
DIFFERENTIAL	MAY 24	-0.10

CHART 9. LONG TERM GOVERNMENT BOND YIELDS

UNITED STATES	MAY 19	6.35
GERMANY	MAY 5	5.30
JAPAN (MONTHLY)	APRIL	5.98
SWITZERLAND	APRIL 28	3.40
CANADA	MAY 19	9.09
FRANCE	MAY 12	10.54
NETHERLANDS	MAY 5	6.77
UNITED KINGDOM	MAY 5	10.57

U.S. CORPORATE

AAA BONDS	APRIL	8.56
EURO-DM BONDS	MARCH	6.36
EURO-DOLLAR BONDS	MARCH	7.86

CHART 10. INDUSTRIAL STOCK INDICES

UNITED STATES	MAY 19	102.17
JAPAN	APRIL 21	273.99
CANADA	MAY 5	91.67
FRANCE	APRIL 21	104.50
UNITED KINGDOM	MAY 5	114.70
SWITZERLAND	MAY 12	73.37
GERMANY	MAY 5	97.85



# FEDERAL RESERVE statistical release

H.10

MAY 30, 1978

## FOREIGN EXCHANGE RATES

FOR THE WEEK ENDING MAY 26, 1978

The Board of Governors of the Federal Reserve System is advised that the Federal Reserve Bank of New York has certified for customs purposes the following noon buying rate in New York City for cable transfers payable in foreign currencies:

COUNTRY	MONETARY UNIT	(RATE U.S. CENTS)				
		MAY 22	MAY 23	MAY 24	MAY 25	MAY 26
AUSTRALIA	DOLLAR	112.3000	112.4500	112.4500	112.6000	112.3500
AUSTRIA	SCHILLING	6.52000	6.55000	6.52750	6.53500	6.54750
BELGIUM	FRANC	3.01300	3.00900	3.01000	3.01700	3.01800
CANADA	DOLLAR	89.9300	89.8000	89.6800	89.5400	89.7700
DENMARK	KRONE	17.4400	17.4600	17.4700	17.5300	17.5000
FINLAND	MARKKA	23.2225	23.2350	23.1900	23.1450	23.1650
FRANCE	FRANC	21.4000	21.3700	21.4000	21.4300	21.4650
GERMANY	D. MARK	47.0400	46.8700	46.9550	47.1200	47.1600
INDIA	RUPEE	11.5400	11.5400	11.5400	11.5400	11.8500
IRELAND	POUND	181.3200	180.9300	181.2200	181.2500	181.2400
ITALY	LIRA	0.11455	0.11445	0.11460	0.11475	0.11470
JAPAN	YEN	0.43700	0.43660	0.43780	0.44280	0.44310
MALAYSIA	DOLLAR	41.5800	41.5150	41.5100	41.5400	41.6000
MEXICO	PESO	4.4050	4.4050	4.4050	4.4075	4.3950
NETHERLANDS	GUILDER	43.9800	43.8300	43.9175	44.0200	44.0750
NEW ZEALAND	DOLLAR	100.2500	100.5500	100.4000	100.4500	100.5000
NORWAY	KRONE	18.2400	18.2600	18.2700	18.3000	18.2650
PORTUGAL	ESCUDO	2.1725	2.1800	2.1700	2.1750	2.1800
SOUTH AFRICA	RAND	115.0000	115.0000	115.0000	115.0000	115.0000
SPAIN	PESETA	1.2264	1.2288	1.2284	1.2308	1.2324
SRI LANKA	RUPEE	6.2800	6.2800	6.2800	6.2800	6.2700
SWEDEN	KRONA	21.3950	21.3950	21.3500	21.3700	21.3500
SWITZERLAND	FRANC	50.6300	50.6700	50.7700	51.1000	51.3100
UNITED KINGDOM	POUND	181.3200	180.9300	181.2200	181.2500	181.2400