

5.440

DATA FILE  
LIBRARY  
FEDERAL RESERVE BANK  
OF CHICAGO

LIBRARY  
APR 17 1978  
FEDERAL RESERVE  
BANK OF CHICAGO

# Selected Interest & Exchange Rates

## Weekly Series of Charts

April 10, 1978

Prepared by the  
FINANCIAL MARKETS  
SECTION

DIVISION OF  
INTERNATIONAL FINANCE

BOARD OF GOVERNORS  
FEDERAL RESERVE SYSTEM  
Washington, D.C. 20551

---

# Table of Contents

## TABLES

1. LATEST FIGURES PLOTTED
2. DAILY CERTIFIED SPOT EXCHANGE RATES--  
H.10 RELEASE

## CHARTS

1. SPOT EXCHANGE RATE INDEXES
2. 3-MONTH FORWARD EXCHANGE RATES
3. GOLD PRICE--LONDON
4. CALL MONEY RATES
5. 3-MONTH INTEREST RATES
6. EURO-DOLLAR DEPOSIT RATES
7. SELECTED EURO-DOLLAR AND U.S. MONEY MARKET RATES
8. INTEREST ARBITRAGE: 3-MONTH FUNDS
9. LONG-TERM GOVERNMENT BOND YIELDS
10. INDUSTRIAL STOCK INDEXES

## SUBSCRIPTION RATES:

Weekly \$15.00 per year or \$.40 each in the United States, its possessions, Canada, and Mexico; 10 or more of the same issue to one address, \$13.50 per year or \$.35 each. Elsewhere, \$20.00 per year or \$.50 each. Address requests to Publications Services, Division of Administrative Services, and make payment remittance payable to the order of the Board of Governors of the Federal Reserve System in a form collectible at par in U.S. Currency.

# SPOT EXCHANGE RATES

DOLLAR PRICES OF FOREIGN CURRENCIES AND WEIGHTED AVERAGE VALUES (THIN LINE)  
AVERAGES FOR WEEK ENDING WEDNESDAY

RATIO SCALE  
MAY 1970 PARITY=100

RATIO SCALE  
MAY 1970 PARITY=100

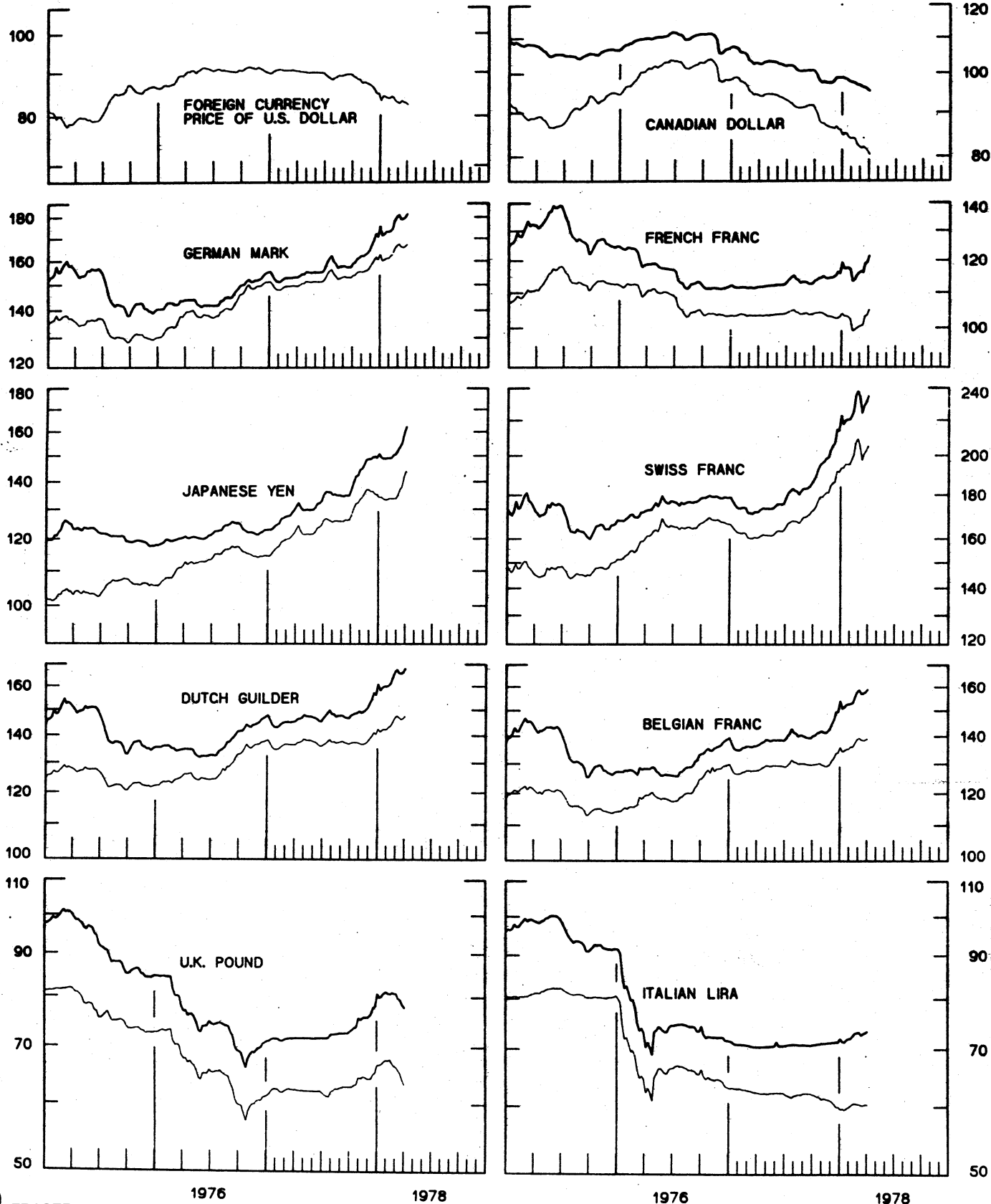
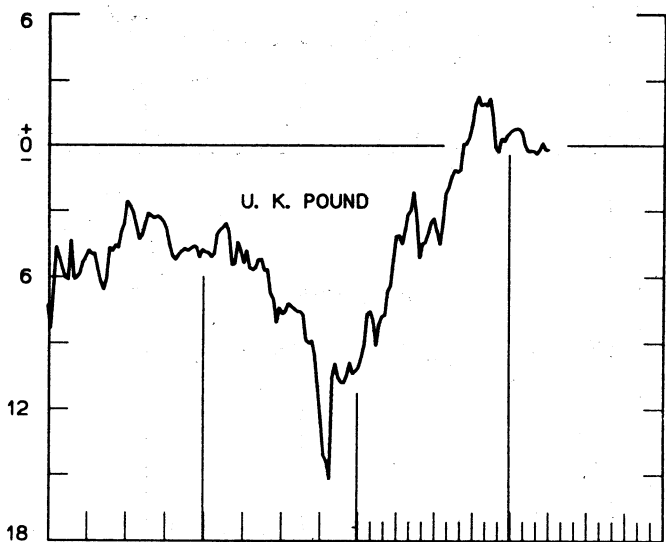
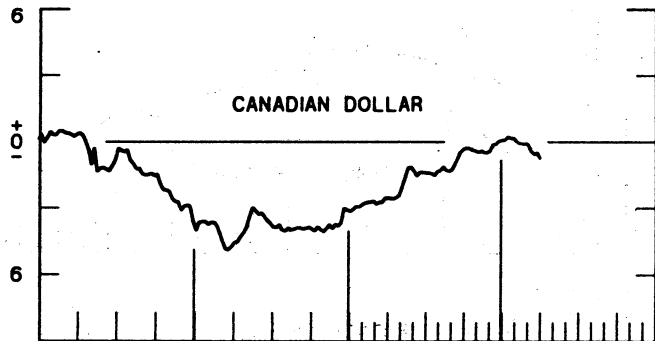
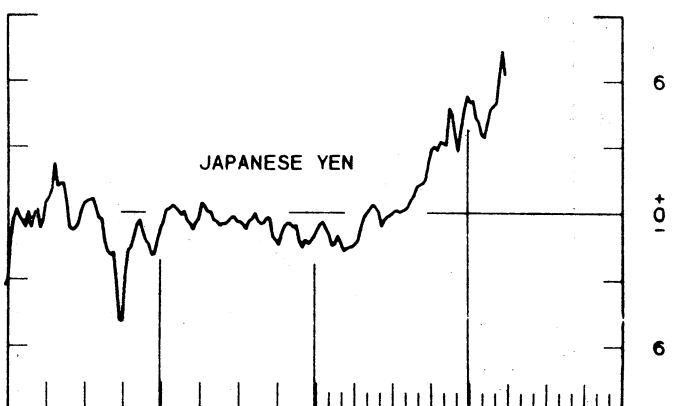
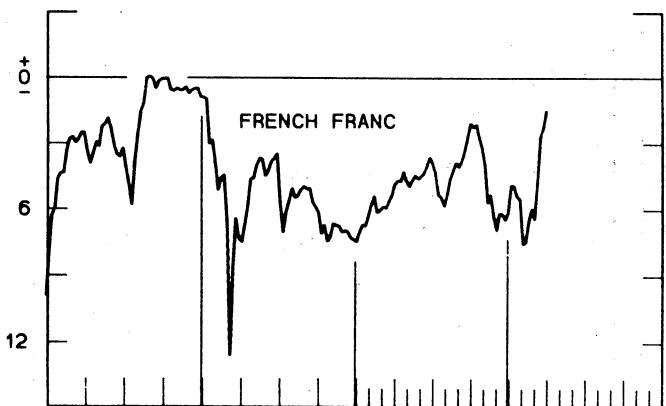
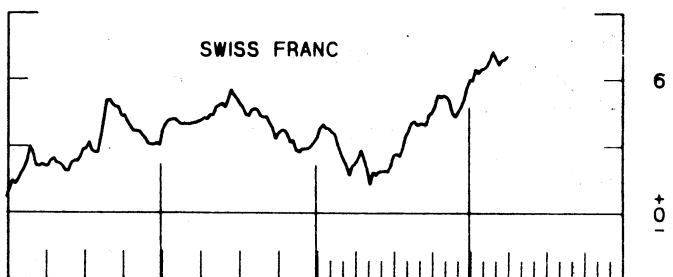
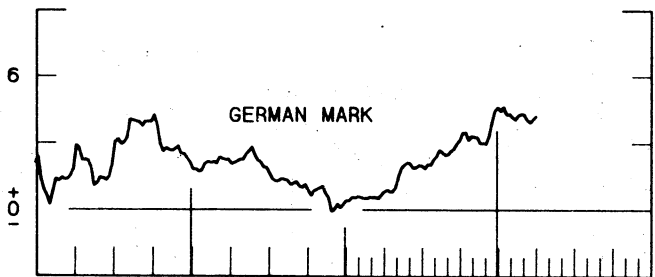
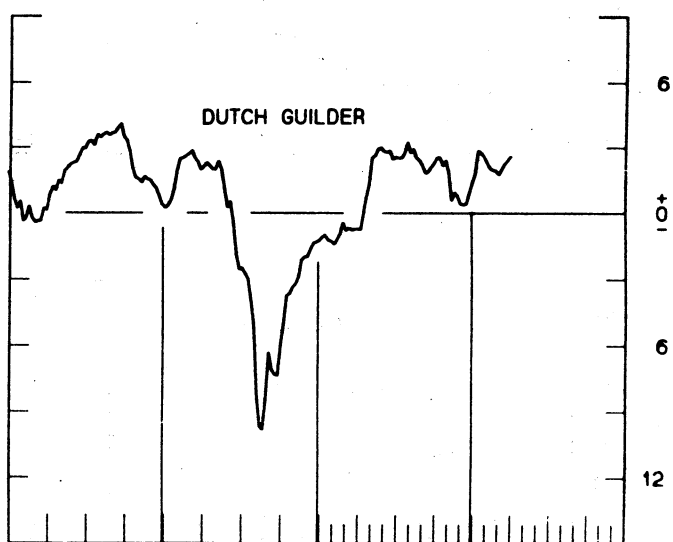


CHART 2  
**3-MONTH FORWARD EXCHANGE RATES**  
 PREMIUM (+) OR (-)  
 AVERAGES FOR WEEK ENDING WEDNESDAY

PER CENT PER ANNUM



PER CENT PER ANNUM



1976

1978

1976

1978

CHART 3  
PRICE OF GOLD IN LONDON  
AVERAGES FOR WEEK ENDING WEDNESDAY

U.S. DOLLARS PER FINE OUNCE

U.S. DOLLARS PER FINE OUNCE



CHART 4  
**CALL MONEY RATES**  
 WEEKLY SERIES

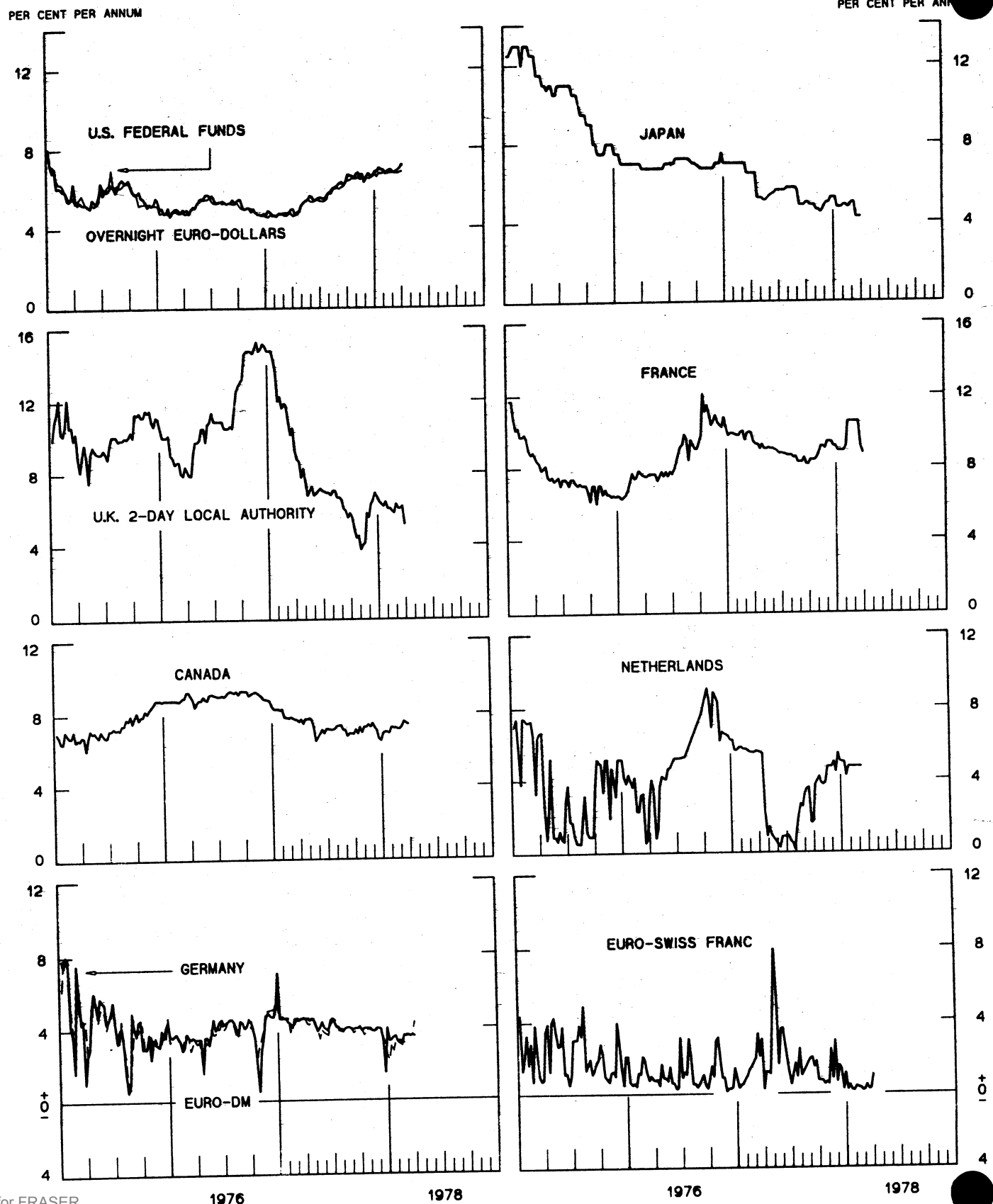


CHART 5  
**3-MONTH INTEREST RATES**  
 WEEKLY SERIES

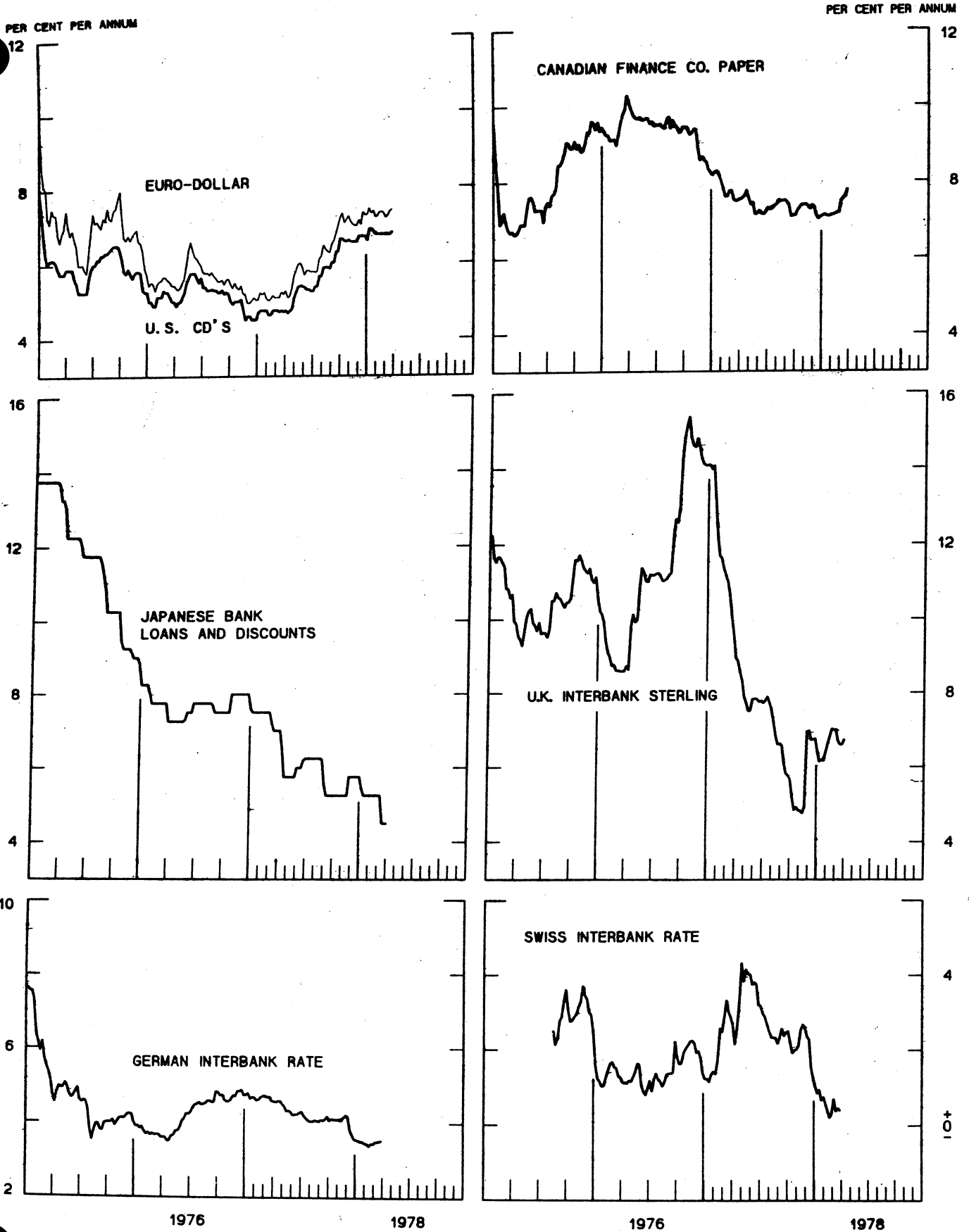
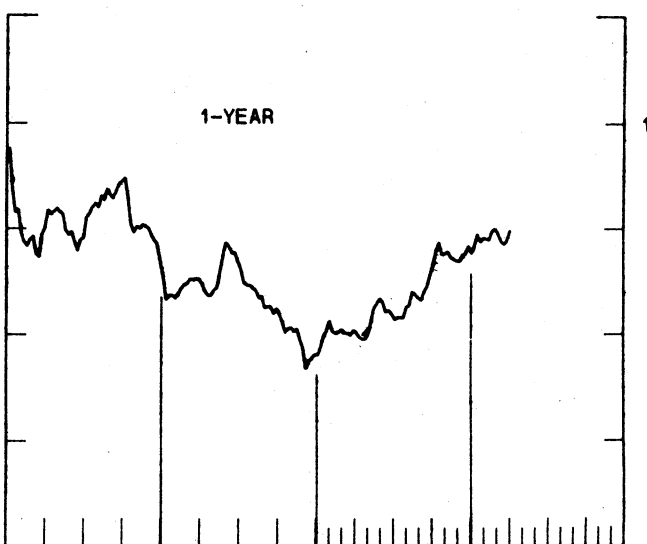
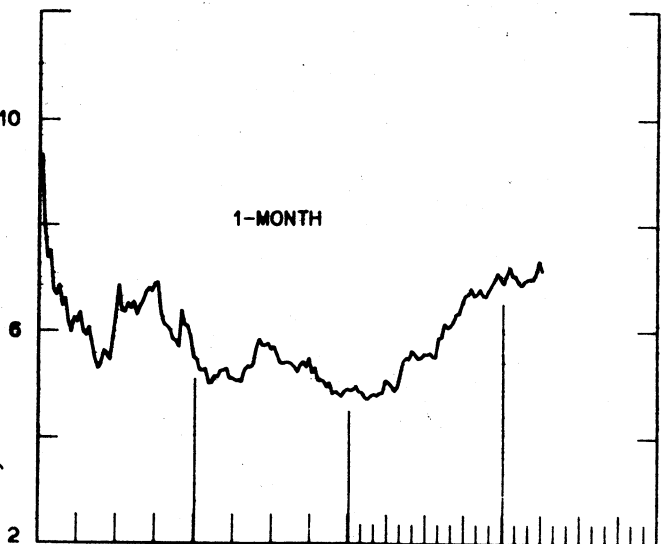
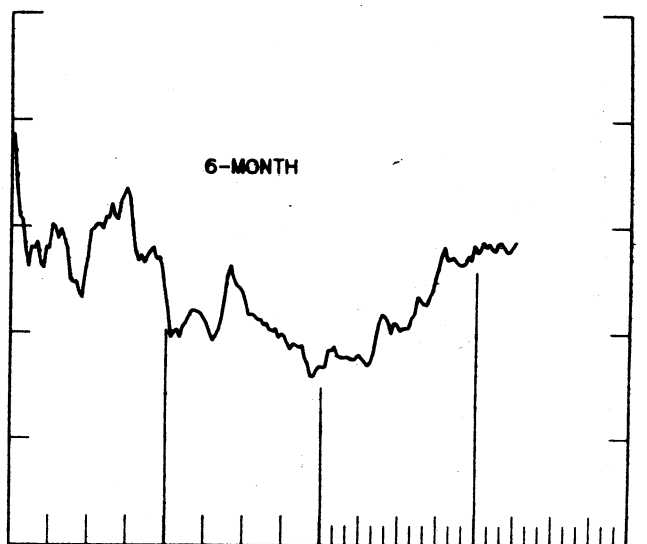
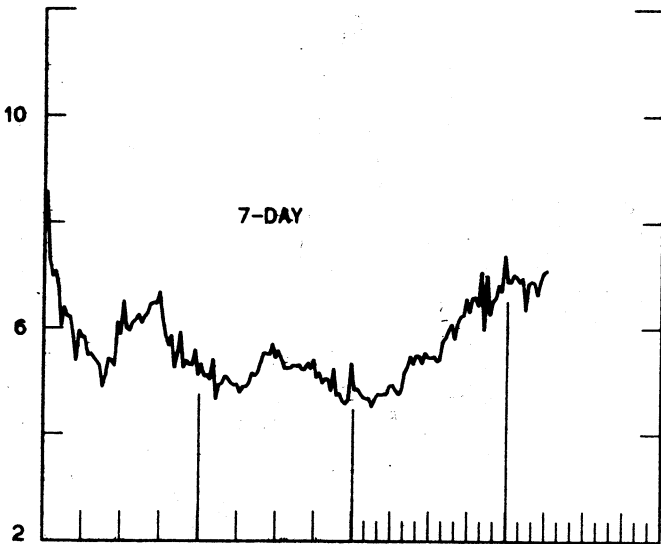
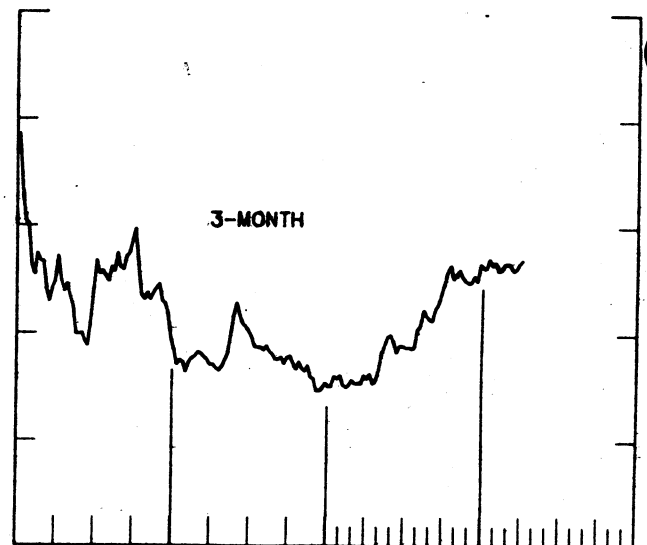
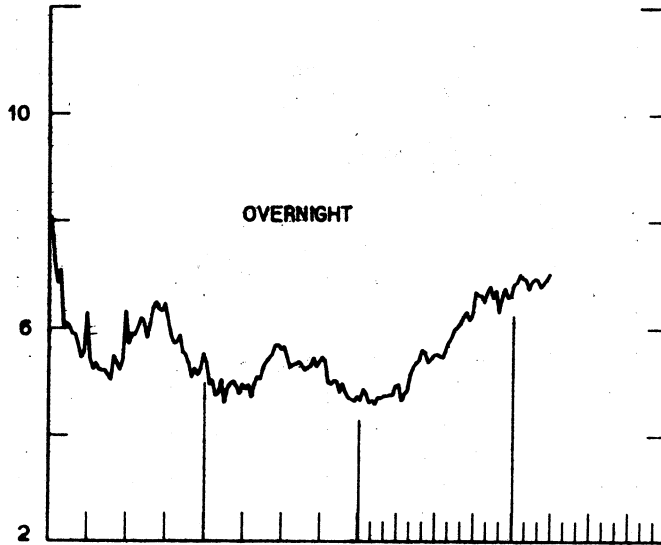


CHART 6  
EURO-DOLLAR DEPOSIT RATES LONDON  
AVERAGES FOR WEEK ENDING WEDNESDAY

PER CENT PER ANNUM

PER CENT PER ANNUM



1976

1978

1976

1978



CHART 7  
**SELECTED EURO-DOLLAR AND U. S. MONEY MARKET RATES**  
 AVERAGES FOR WEEK ENDING WEDNESDAY

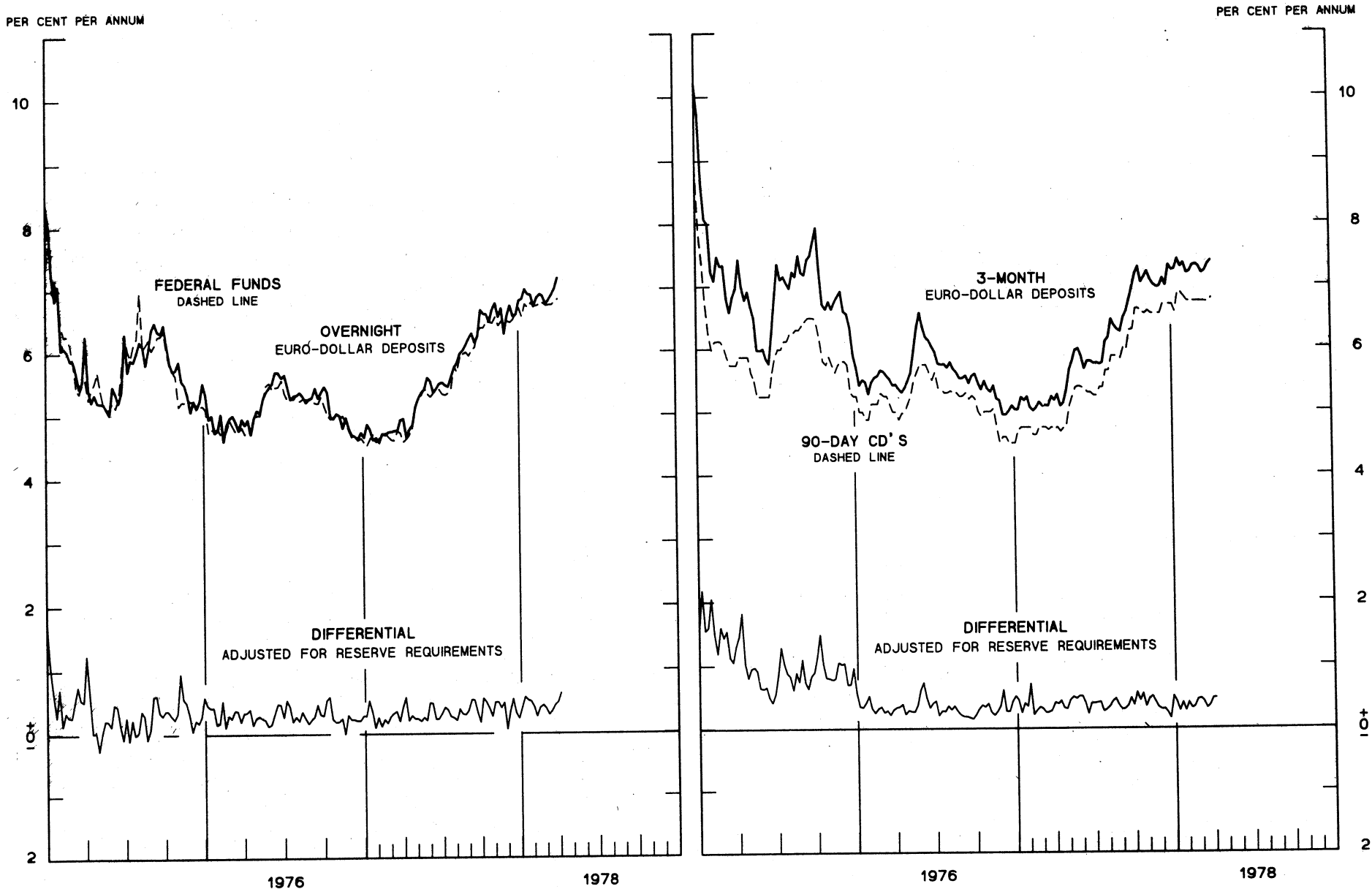


CHART 8

# INTEREST ARBITRAGE: 3-MONTH FUNDS

DIFFERENTIAL: PLUS(+), INDICATES FAVOR DOLLAR ASSETS  
AVERAGES FOR WEEK ENDING WEDNESDAY

PER CENT PER ANNUM

PER CENT PER ANNUM

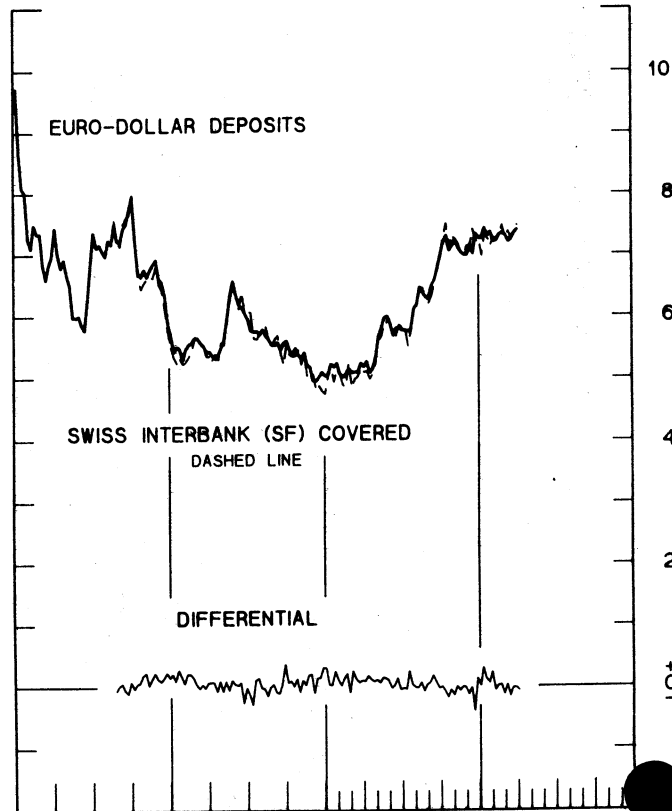
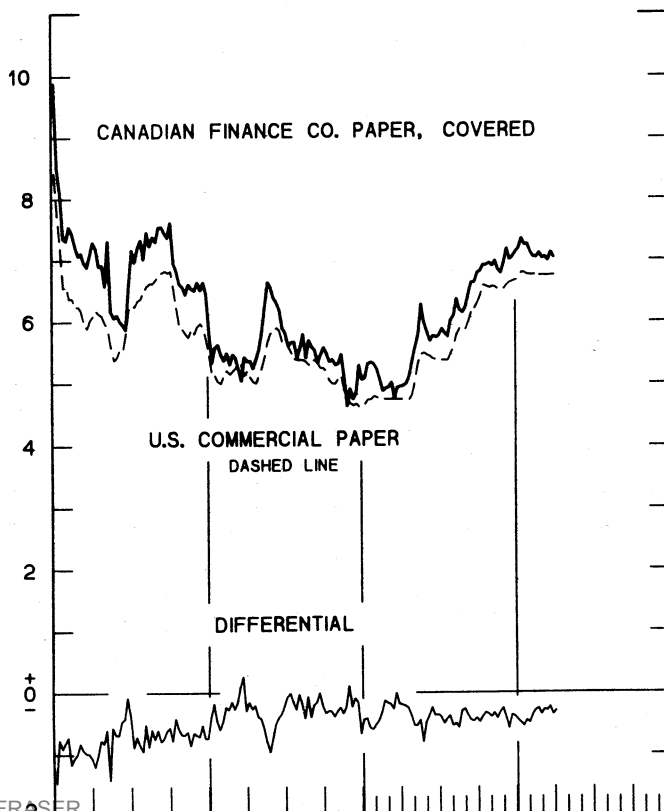
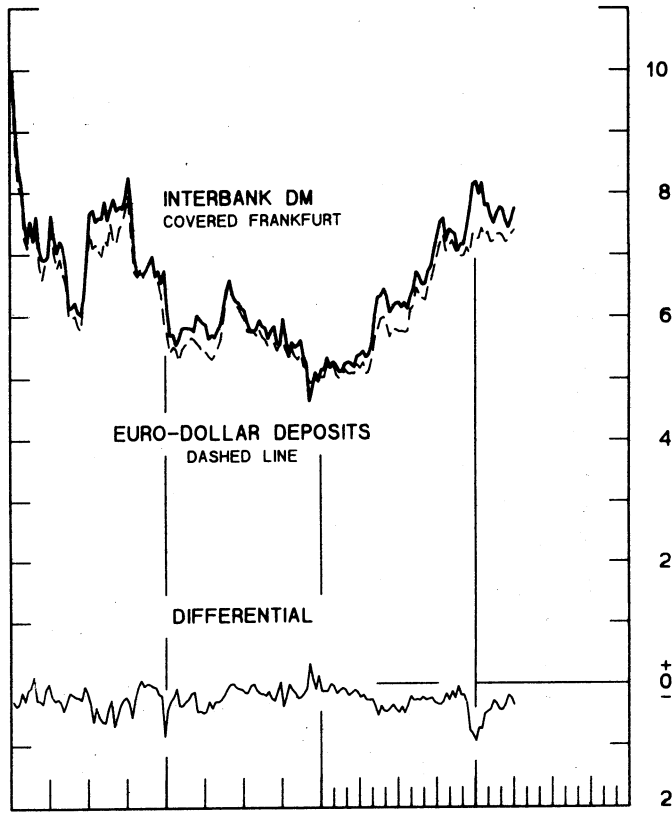
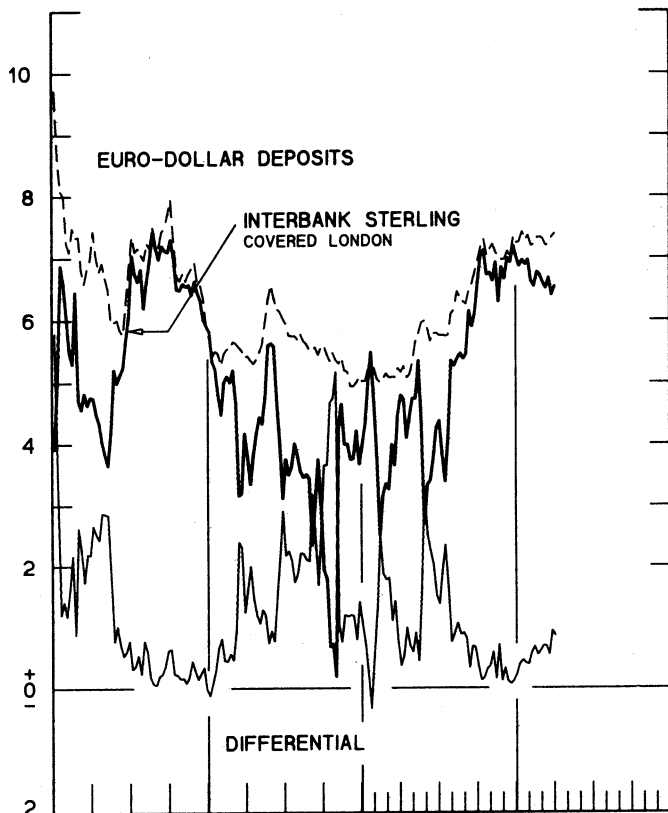
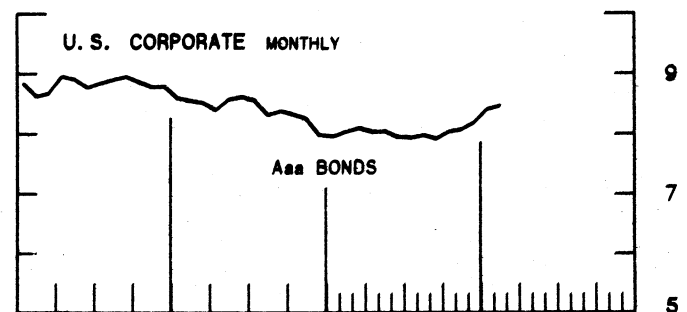
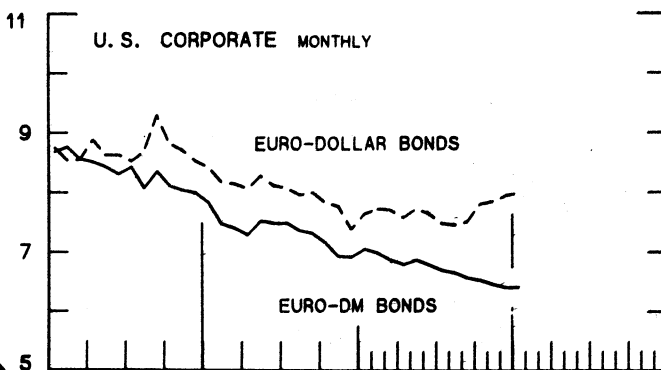
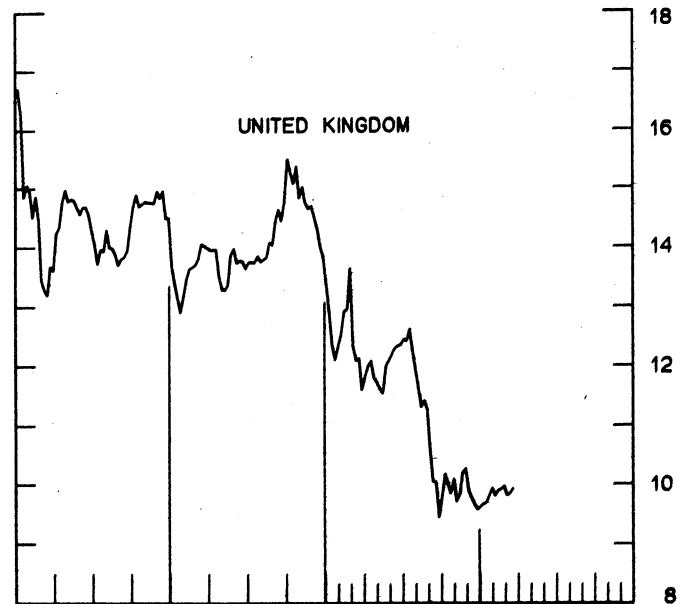
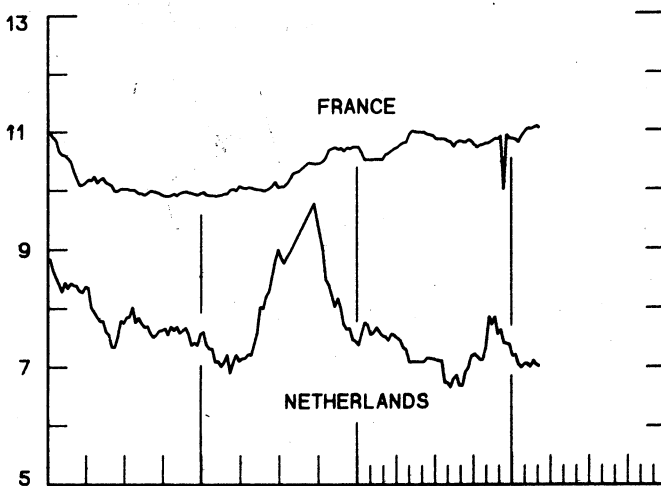
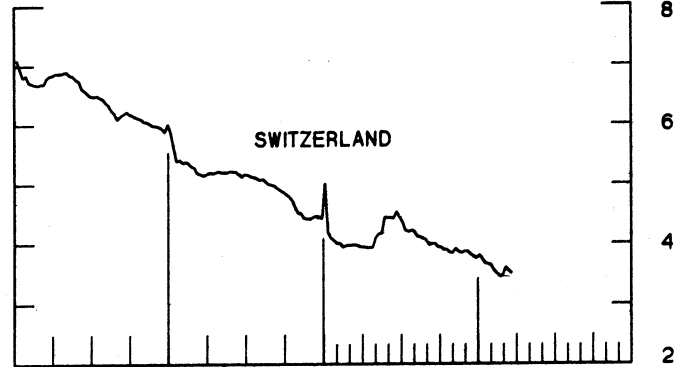
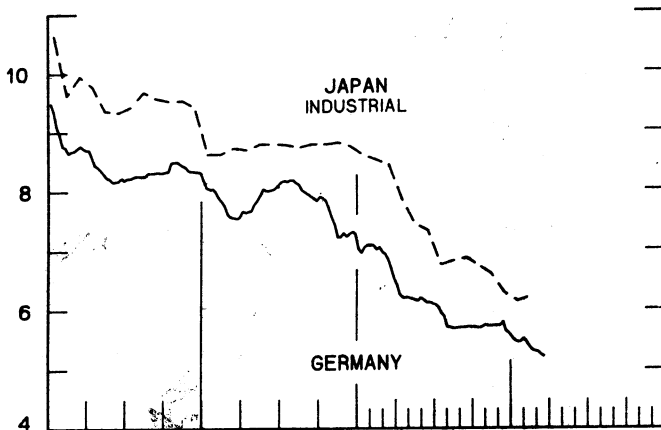
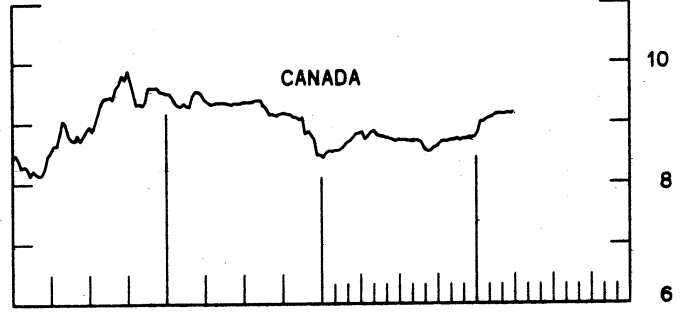
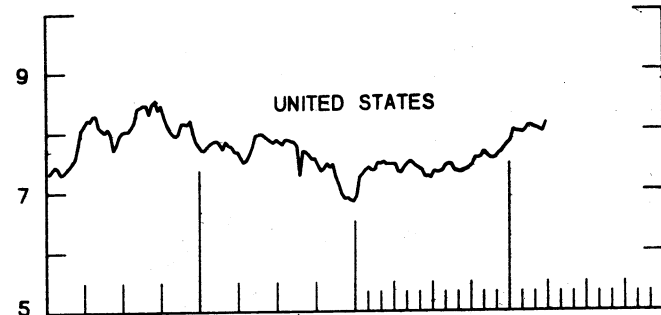


CHART 9  
**LONG-TERM GOVERNMENT BOND YIELDS**  
 WEEKLY SERIES

PER CENT PER ANNUM

PER CENT PER ANNUM



1976

1978

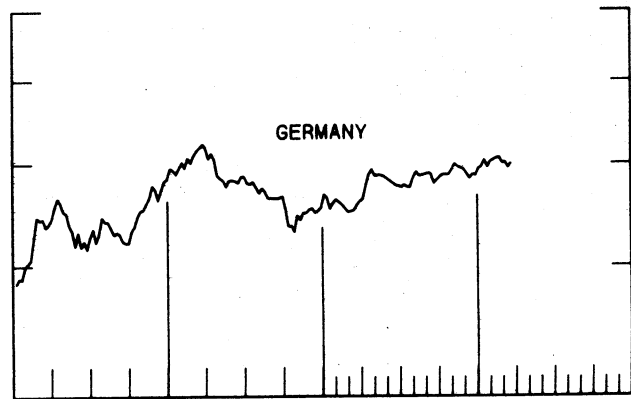
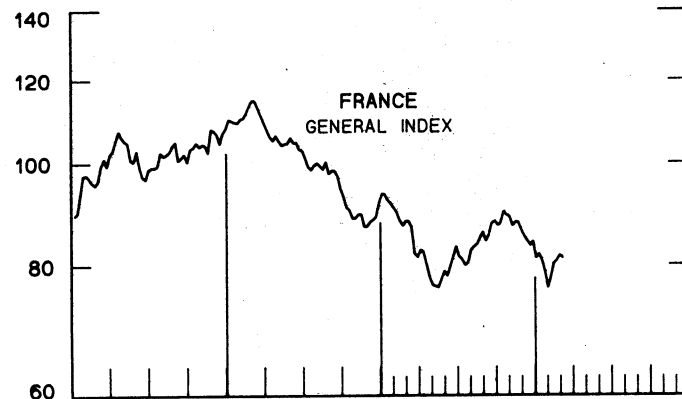
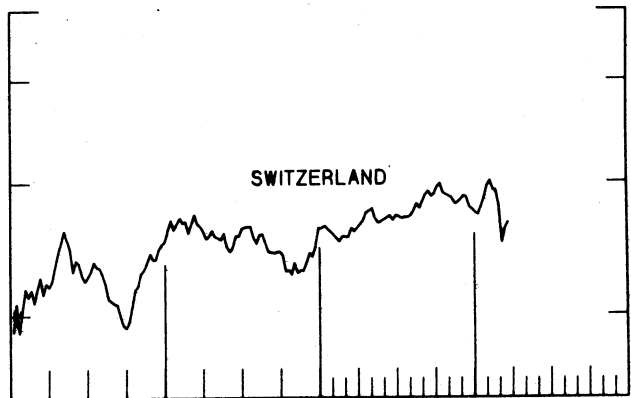
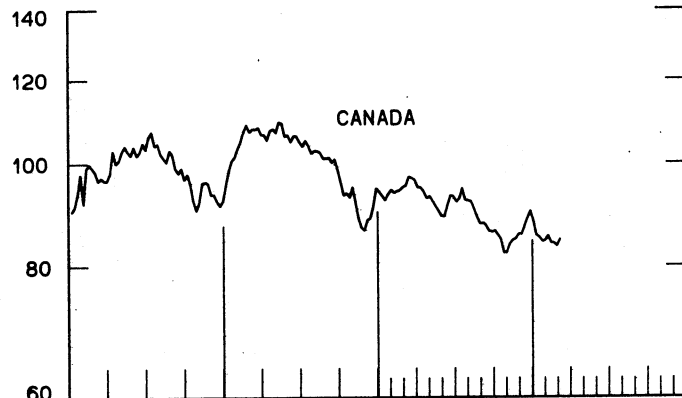
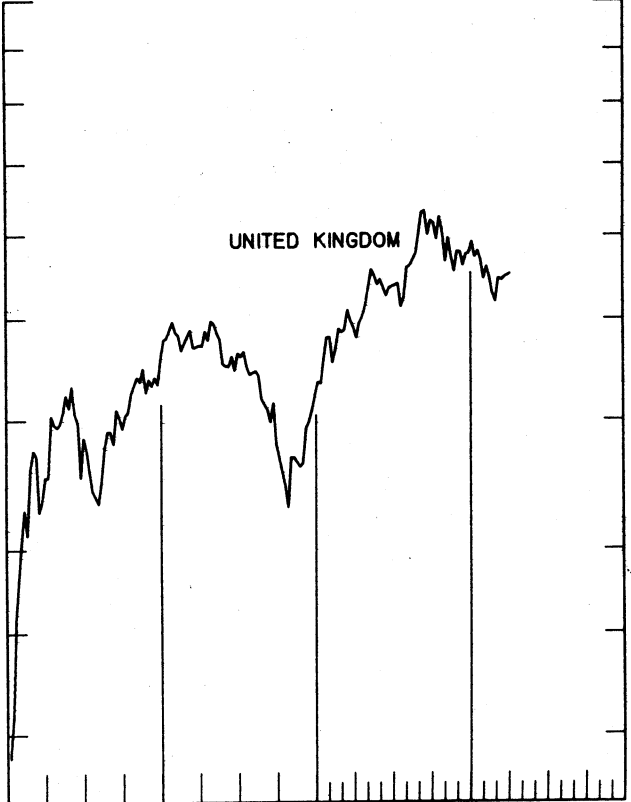
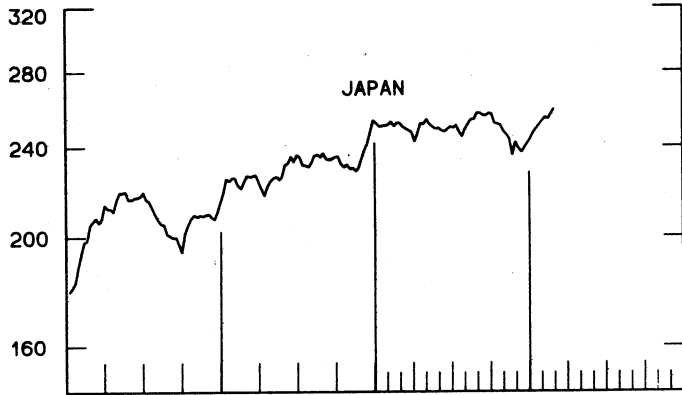
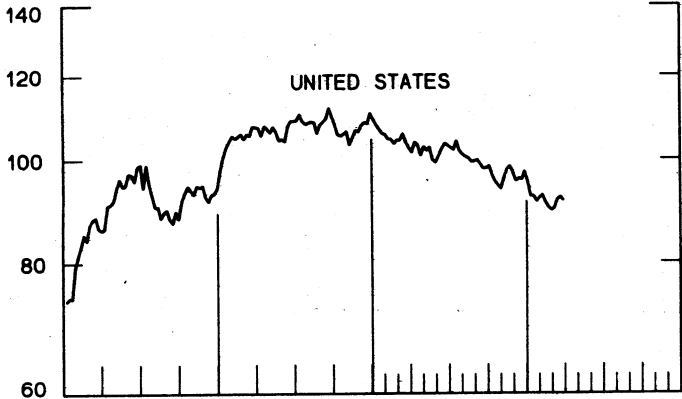
1976

1978

CHART 10  
**INDUSTRIAL STOCK INDEXES**  
 WEEKLY SERIES

RATIO SCALE  
 1969=100

RATIO SCALE  
 1969=100



1976

1978

1976

1978

SERIES NAME

LAST VALUE PLOTTED  
DATE VALUE

CHART 1. SPOT EXCHANGE RATES

WEEKLY AVERAGES, NOON BUYING RATES (U.S. CENTS)

GERMAN MARK	APRIL 5	49.62
JAPANESE YEN	APRIL 5	0.45108
DUTCH GUILDER	APRIL 5	46.40
U.K. POUND	APRIL 5	186.62
CANADIAN DOLLAR	APRIL 5	88.03
FRENCH FRANC	APRIL 5	21.88
SWISS FRANC	APRIL 5	53.69
BELGIAN FRANC	APRIL 5	3.17930
ITALIAN LIRA	APRIL 5	0.11742

INDICES, MAY 1970 PARITIES = 100

GERMAN MARK	APRIL 5	181.62
JAPANESE YEN	APRIL 5	162.39
DUTCH GUILDER	APRIL 5	167.98
U.K. POUND	APRIL 5	77.76
CANADIAN DOLLAR	APRIL 5	95.17
FRENCH FRANC	APRIL 5	121.53
SWISS FRANC	APRIL 5	234.78
BELGIAN FRANC	APRIL 5	158.96
ITALIAN LIRA	APRIL 5	73.39

WEIGHTED AVERAGE EXCHANGE VALUE INDICES, MAY 1970 = 100

U.S. DOLLAR	APRIL 5	82.43
GERMAN MARK	APRIL 5	167.38
JAPANESE YEN	APRIL 5	144.08
DUTCH GUILDER	APRIL 5	147.62
U.K. POUND	APRIL 5	63.23
CANADIAN DOLLAR	APRIL 5	80.33
FRENCH FRANC	APRIL 5	105.08
SWISS FRANC	APRIL 5	205.16
BELGIAN FRANC	APRIL 5	139.16
ITALIAN FRANC	APRIL 5	60.29

CHART 2. 3-MONTH FORWARD EXCHANGE RATES, PREMIUM OR DISCOUNT

CANADIAN DOLLAR	APRIL 5	-0.74
U.K. POUND	APRIL 5	-0.18
GERMAN MARK	APRIL 5	4.22
FRENCH FRANC	APRIL 5	-1.50
SWISS FRANC	APRIL 5	7.07
DUTCH GUILDER	APRIL 5	2.59
JAPANESE YEN	APRIL 5	6.31

SERIES NAME	LAST VALUE PLOTTED DATE	VALUE
<b>CHART 3. GOLD PRICE IN LONDON</b>		
U.S. DOLLARS PER FINE OUNCE	APRIL 5	180.73
<b>CHART 4. CALL MONEY RATES</b>		
U.S. FEDERAL FUNDS	APRIL 5	6.86
OVERNIGHT EURO-DOLLAR DEPOSITS	APRIL 5	7.20
U.K. 2-DAY LOCAL AUTHORITY DEPOSITS	MARCH 31	5.13
CANADA	MARCH 31	7.38
GERMANY	MARCH 31	3.50
EURO-DM	MARCH 31	4.29
JAPAN	MARCH 31	4.25
FRANCE	MARCH 31	8.75
NETHERLANDS	MARCH 10	4.69
EURO-SWISS FRANC	MARCH 31	1.02
<b>CHART 5. 3-MONTH INTEREST RATES</b>		
U.S. 90-DAY CD'S	APRIL 5	6.80
GERMAN INTERBANK LOAN	APRIL 5	3.53
JAPANESE BANK LOANS & DISCOUNTS	APRIL 5	4.50
EURO-DOLLAR DEPOSIT	APRIL 5	7.40
CANADIAN FINANCE PAPER	APRIL 5	7.78
INTERBANK STERLING	APRIL 5	6.73
SWISS INTERBANK LOAN	APRIL 5	0.40
<b>CHART 6. EURO-DOLLAR DEPOSIT RATES: LONDON</b>		
OVERNIGHT	APRIL 5	7.20
7-DAY	APRIL 5	7.10
1-MONTH	APRIL 5	7.14
3-MONTH	APRIL 5	7.40
6-MONTH	APRIL 5	7.73
1-YEAR	APRIL 5	7.96
<b>CHART 7. SELECTED EURO-DOLLAR AND U.S. MONEY MARKET RATES</b>		
OVERNIGHT EURO-DOLLAR DEPOSITS	APRIL 5	7.20
U.S. FEDERAL FUNDS	APRIL 5	6.86
DIFFERENTIAL ADJ. FOR RESERVE REQUIREMENTS	APRIL 5	0.64
3-MONTH EURO-DOLLAR DEPOSIT RATE	APRIL 5	7.40
U.S. 90-DAY CD'S	APRIL 5	6.80
DIFFERENTIAL ADJ. FOR RESERVE REQUIREMENTS	APRIL 5	0.48

SERIES NAME

LAST VALUE PLOTTED  
DATE VALUE

CHART 8. INTEREST ARBITRAGE, 3-MONTH FUNDS

EURO-DOLLAR DEPOSIT	APRIL 5	7.40
INTERBANK STERLING (LONDON), COVERED	APRIL 5	6.55
DIFFERENTIAL	APRIL 5	0.85
U.S. COMMERCIAL PAPER	APRIL 5	6.76
CANADIAN FINANCE PAPER, COVERED	APRIL 5	7.04
DIFFERENTIAL	APRIL 5	-0.30
EURO-DOLLAR DEPOSIT	APRIL 5	7.40
INTERBANK DM (FRANKFURT), COVERED	APRIL 5	7.75
DIFFERENTIAL	APRIL 5	-0.35
EURO-DOLLAR DEPOSIT	APRIL 5	7.40
SWISS INTERBANK, COVERED	APRIL 5	7.47
DIFFERENTIAL	APRIL 5	-0.07

CHART 9. LONG TERM GOVERNMENT BOND YIELDS

UNITED STATES	MARCH 31	8.12
GERMANY	MARCH 24	5.21
JAPAN (MONTHLY)	FEB.	6.21
SWITZERLAND	MARCH 24	3.50
CANADA	MARCH 31	9.17
FRANCE	MARCH 10	11.04
NETHERLANDS	MARCH 10	7.00
UNITED KINGDOM	MARCH 24	9.93

U.S. CORPORATE

AAA BONDS	FEB.	8.47
EURO-DM BONDS	JAN.	6.41
EURO-DOLLAR BONDS	JAN.	7.99

CHART 10. INDUSTRIAL STOCK INDICES

UNITED STATES	MARCH 31	91.62
JAPAN	MARCH 3	259.20
CANADA	MARCH 10	84.77
FRANCE	MARCH 10	81.28
UNITED KINGDOM	APRIL 7	110.48
SWITZERLAND	MARCH 24	73.37
GERMANY	MARCH 24	100.09



# FEDERAL RESERVE statistical release

H. 10

## FOREIGN EXCHANGE RATES

APRIL 10, 1978

FOR THE WEEK ENDING APRIL 7, 1978

The Board of Governors of the Federal Reserve System is advised that the Federal Reserve Bank of New York has certified for customs purposes the following noon buying rate in New York City for cable transfers payable in foreign currencies:

COUNTRY	MONETARY UNIT	(RATE U.S. CENTS)				
		APR. 3	APR. 4	APR. 5	APR. 6	APR. 7
AUSTRALIA	DOLLAR	114.7200	114.5500	114.4000	114.5200	114.4100
AUSTRIA	SCHILLING	6.95000	6.90000	6.85000	6.89000	6.87750
BELGIUM	FRANC	3.19250	3.16000	3.17800	3.17600	3.17800
CANADA	DOLLAR	87.9100	88.0400	87.6650	87.8400	87.5500
DENMARK	KRONE	18.0700	17.9300	17.8900	17.9500	17.9300
FINLAND	MARKKA	24.1650	24.1450	23.9925	24.0800	24.0475
FRANCE	FRANC	21.9400	21.8600	21.9100	21.9900	21.9600
GERMANY	D. MARK	49.8100	49.3500	49.5900	49.6400	49.5650
INDIA	RUPEE	12.0000	12.0000	12.0000	12.0000	11.9300
IRELAND	POUND	186.4500	186.7600	187.3000	187.3500	187.4600
ITALY	LIRA	0.11760	0.11750	0.11740	0.11755	0.11742
JAPAN	YEN	0.45800	0.45600	0.45670	0.45740	0.45430
MALAYSIA	DOLLAR	42.4300	42.3500	42.3800	42.3600	42.3700
MEXICO	PESO	4.3950	4.3950	4.3950	4.3925	4.3950
NETHERLANDS	GUILDER	46.5600	46.2200	46.3600	46.4600	46.4600
NEW ZEALAND	DOLLAR	102.9000	102.3000	102.5000	102.6500	102.5000
NORWAY	KRONE	18.8300	18.6800	18.6600	18.7500	18.7300
PORTUGAL	ESCUDO	2.4425	2.4350	2.4300	2.4350	2.4225
SOUTH AFRICA	RAND	115.0500	115.0500	115.0500	115.0500	115.0500
SPAIN	PESETA	1.2553	1.2563	1.2509	1.2541	1.2542
SRI LANKA	RUPEE	6.5000	6.5000	6.5000	6.5000	6.5000
SWEDEN	KRONA	21.9400	21.8200	21.8300	21.8550	21.8100
SWITZERLAND	FRANC	54.0500	53.1500	53.4500	53.6100	53.5000
UNITED KINGDOM	POUND	186.4500	186.7600	187.3000	187.3500	187.4600