

DATA FILE
LIBRARY
FEDERAL RESERVE BANK
OF CHICAGO

LIBRARY
APR 7 1978
FEDERAL RESERVE
BANK OF CHICAGO

Selected Interest & Exchange Rates

Weekly Series of Charts

April 3, 1978

Prepared by the
FINANCIAL MARKETS
SECTION

DIVISION OF
INTERNATIONAL FINANCE

BOARD OF GOVERNORS
FEDERAL RESERVE SYSTEM
Washington, D.C. 20551

Table of Contents

TABLES

1. LATEST FIGURES PLOTTED
2. DAILY CERTIFIED SPOT EXCHANGE RATES--H.10 RELEASE

CHARTS

1. SPOT EXCHANGE RATE INDEXES
2. 3-MONTH FORWARD EXCHANGE RATES
3. GOLD PRICE--LONDON
4. CALL MONEY RATES
5. 3-MONTH INTEREST RATES
6. EURO-DOLLAR DEPOSIT RATES
7. SELECTED EURO-DOLLAR AND U.S. MONEY MARKET RATES
8. INTEREST ARBITRAGE: 3-MONTH FUNDS
9. LONG-TERM GOVERNMENT BOND YIELDS
10. INDUSTRIAL STOCK INDEXES

SUBSCRIPTION RATES:

Weekly \$15.00 per year or \$.40 each in the United States, its possessions, Canada, and Mexico; 10 or more of the same issue to one address, \$13.50 per year or \$.35 each. Elsewhere, \$20.00 per year or \$.50 each. Address requests to Publications Services, Division of Administrative Services, and make payment remittance payable to the order of the Board of Governors of the Federal Reserve System in a form collectible at par in U.S. Currency.

SPOT EXCHANGE RATES

DOLLAR PRICES OF FOREIGN CURRENCIES AND WEIGHTED AVERAGE VALUES (THIN LINE)
AVERAGES FOR WEEK ENDING WEDNESDAY

D SCALE
1970 PARITY=100

RATIO SCALE
MAY 1970 PARITY=100

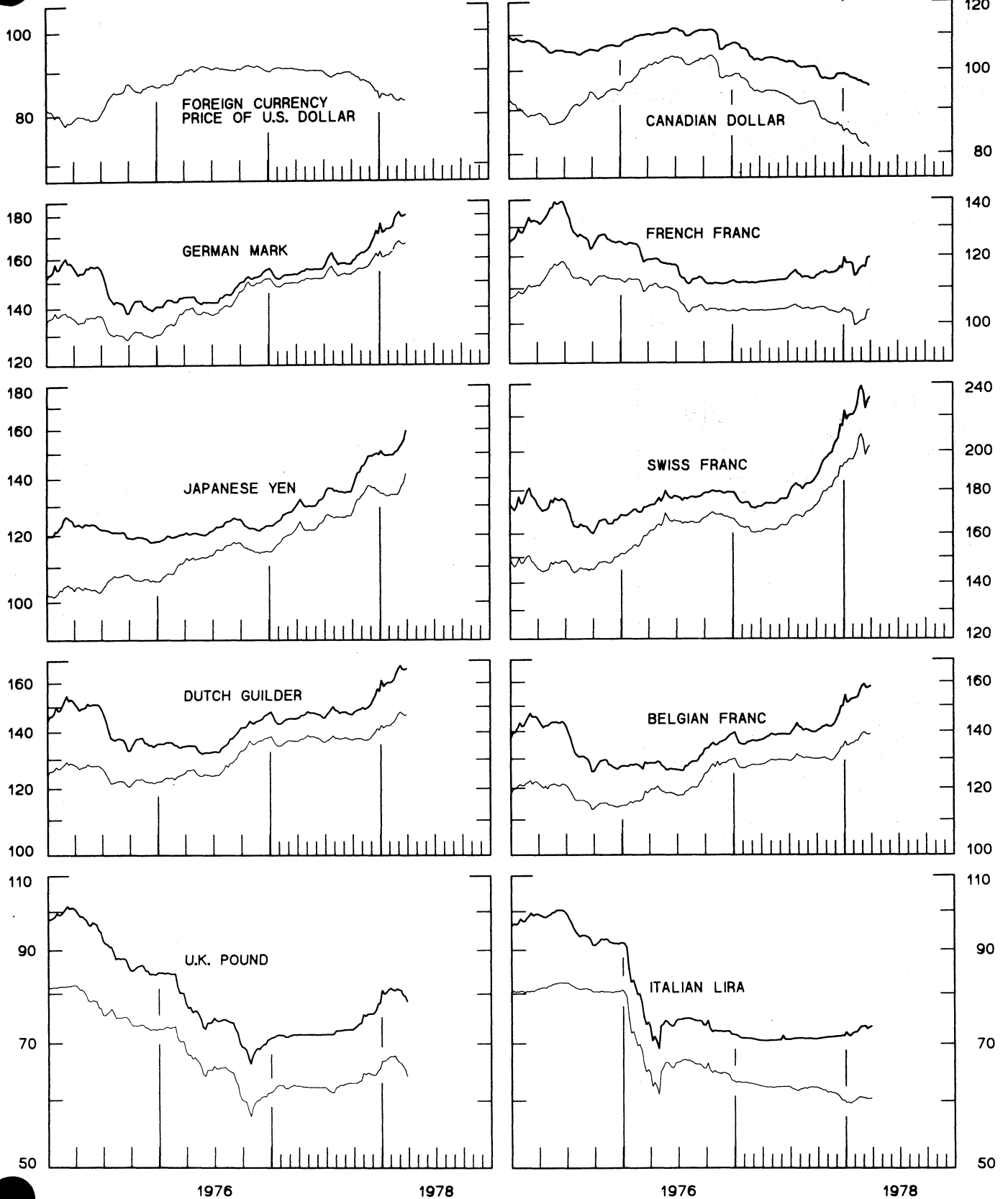
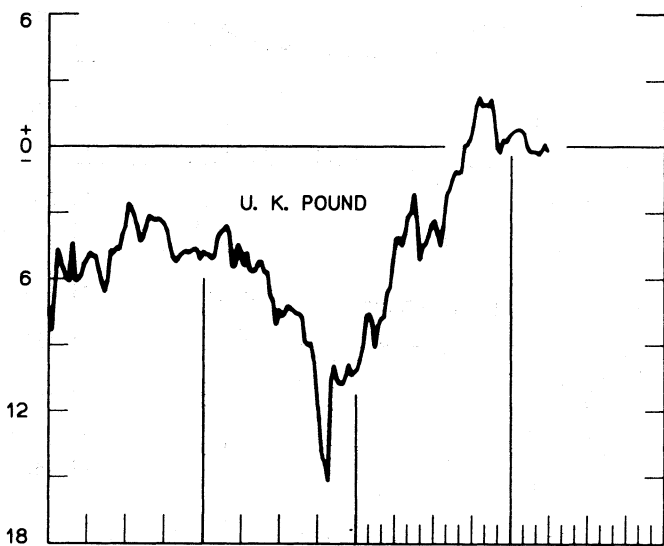
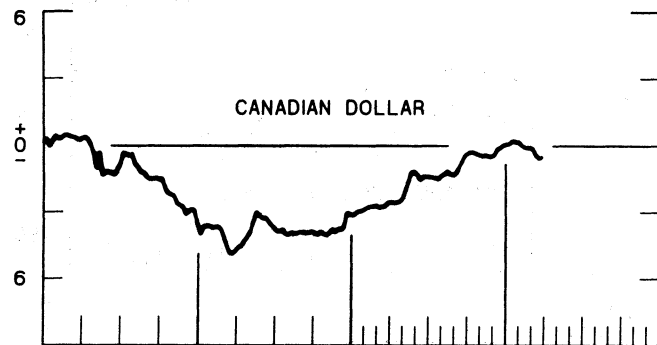


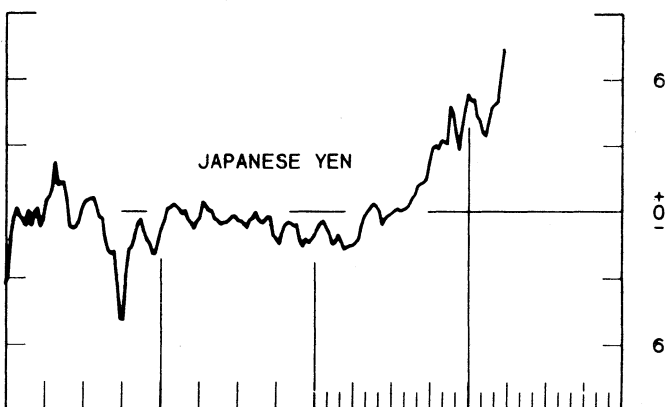
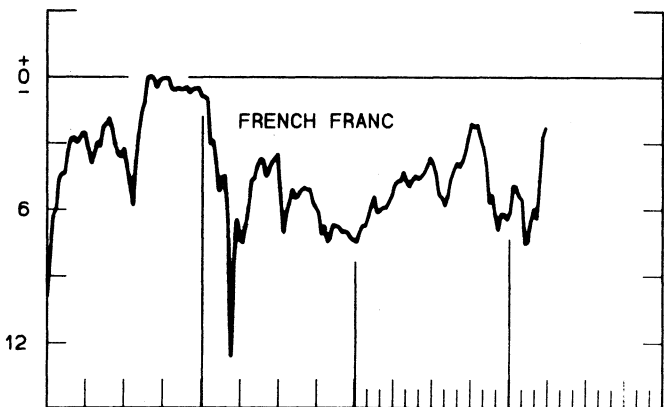
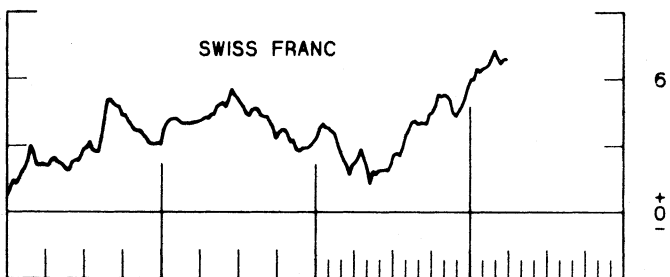
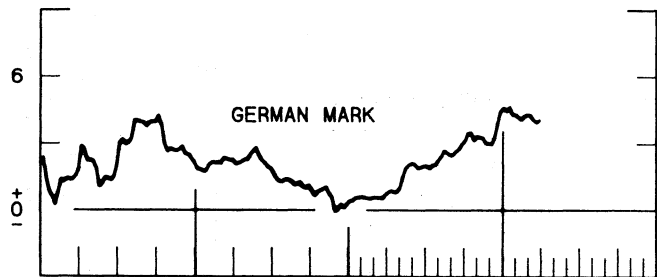
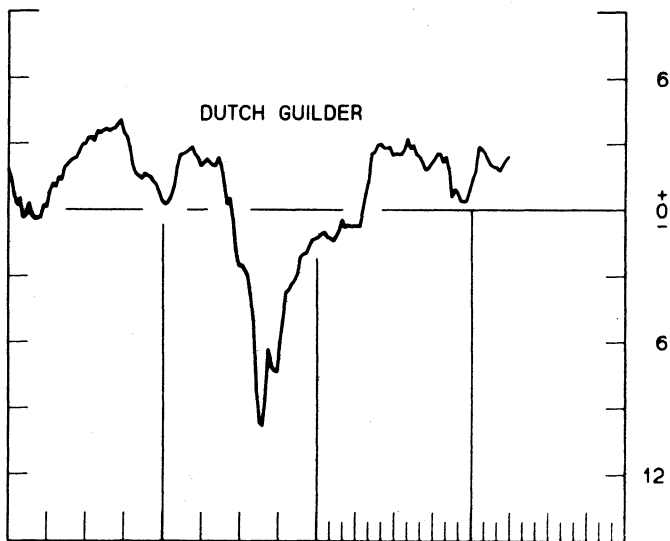
CHART 2
3-MONTH FORWARD EXCHANGE RATES

PREMIUM (+) OR (-)
 AVERAGES FOR WEEK ENDING WEDNESDAY

PER CENT PER ANNUM



PER CENT PER ANNUM



1976

1978

1976

1978

CHART 3
PRICE OF GOLD IN LONDON
AVERAGES FOR WEEK ENDING WEDNESDAY

U.S. DOLLARS PER FINE OUNCE

U.S. DOLLARS PER FINE OUNCE

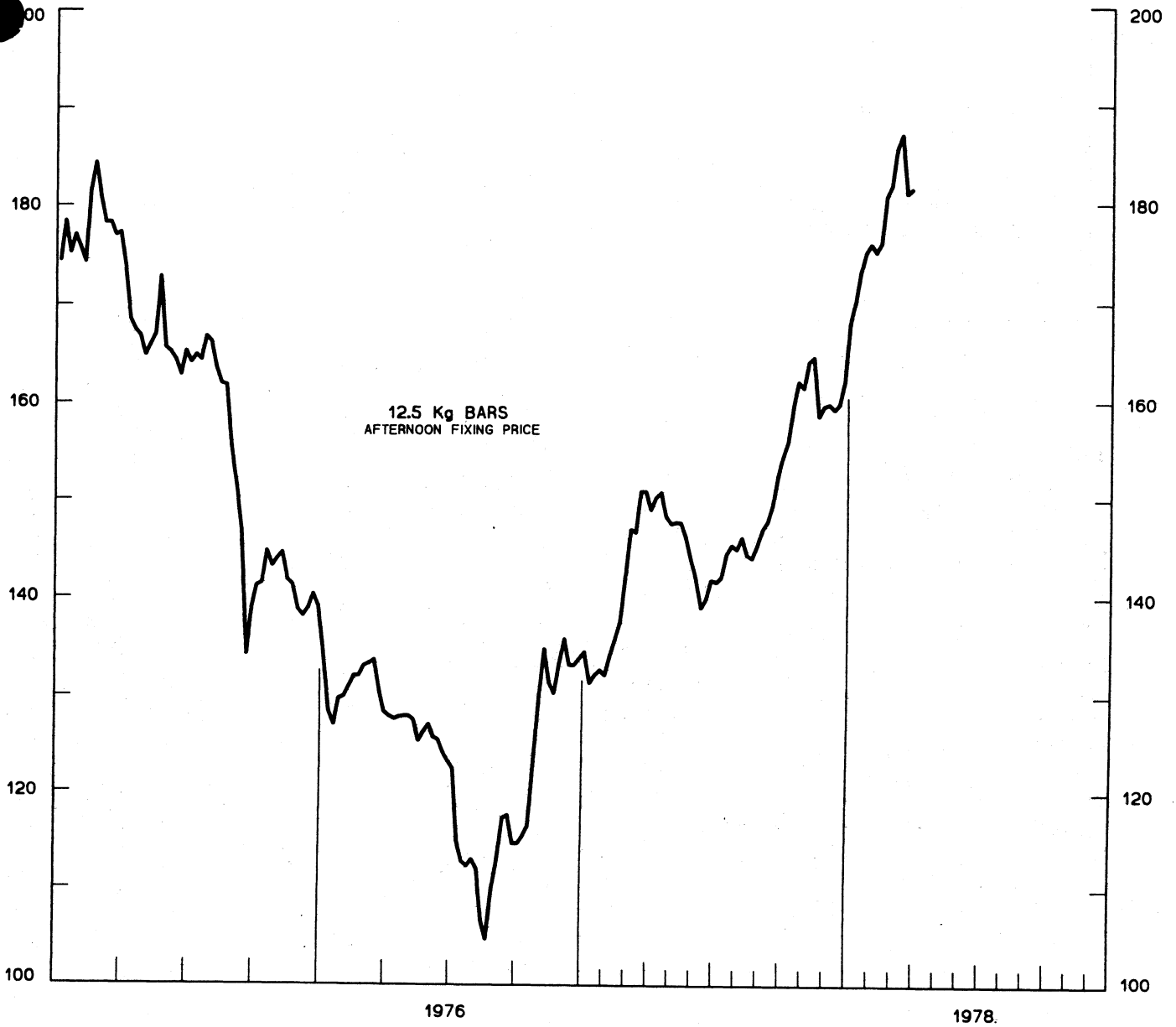


CHART 4
CALL MONEY RATES
 WEEKLY SERIES

PER CENT PER ANNUM

PER CENT PER ANNUM

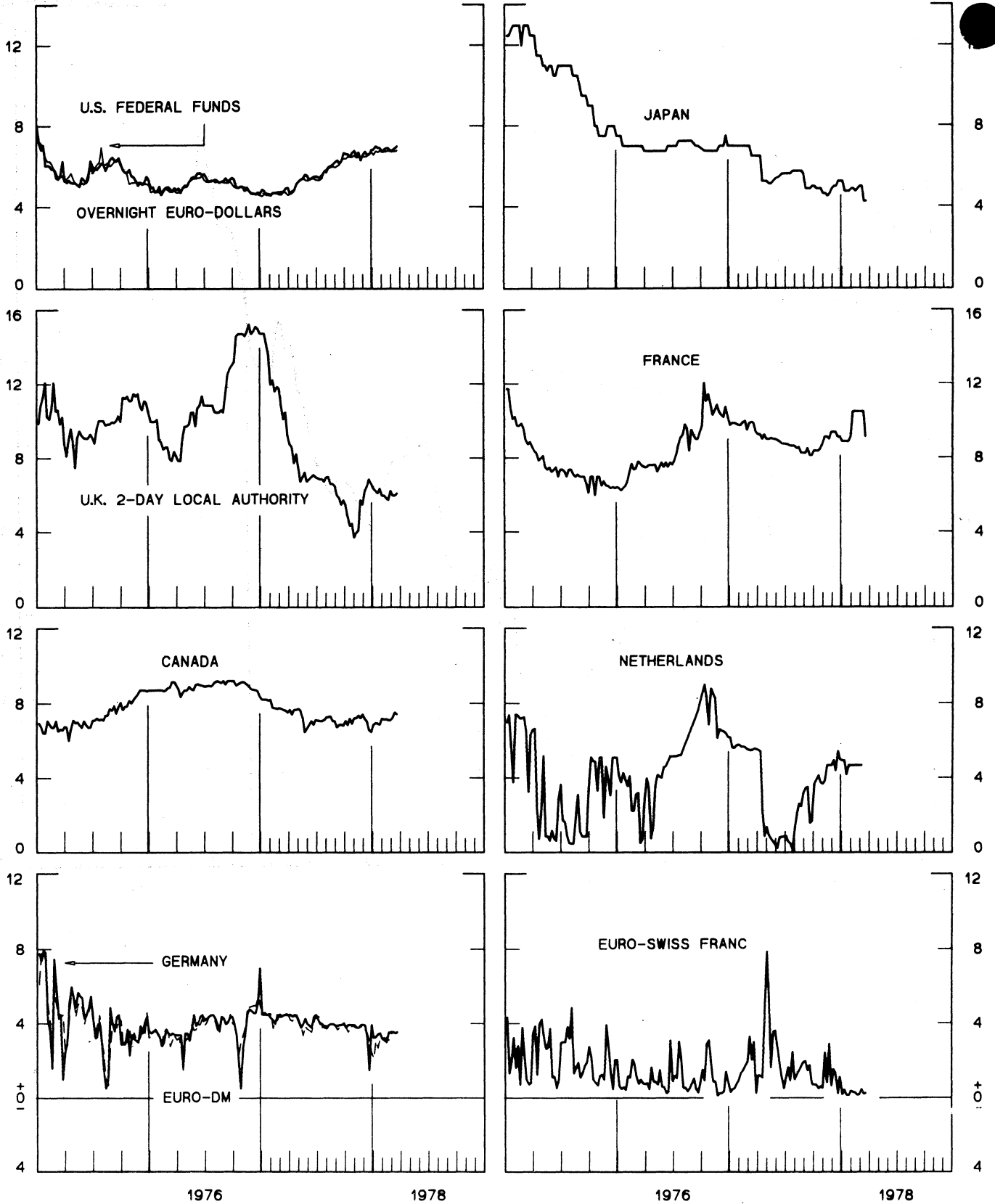


CHART 5
3-MONTH INTEREST RATES
 WEEKLY SERIES

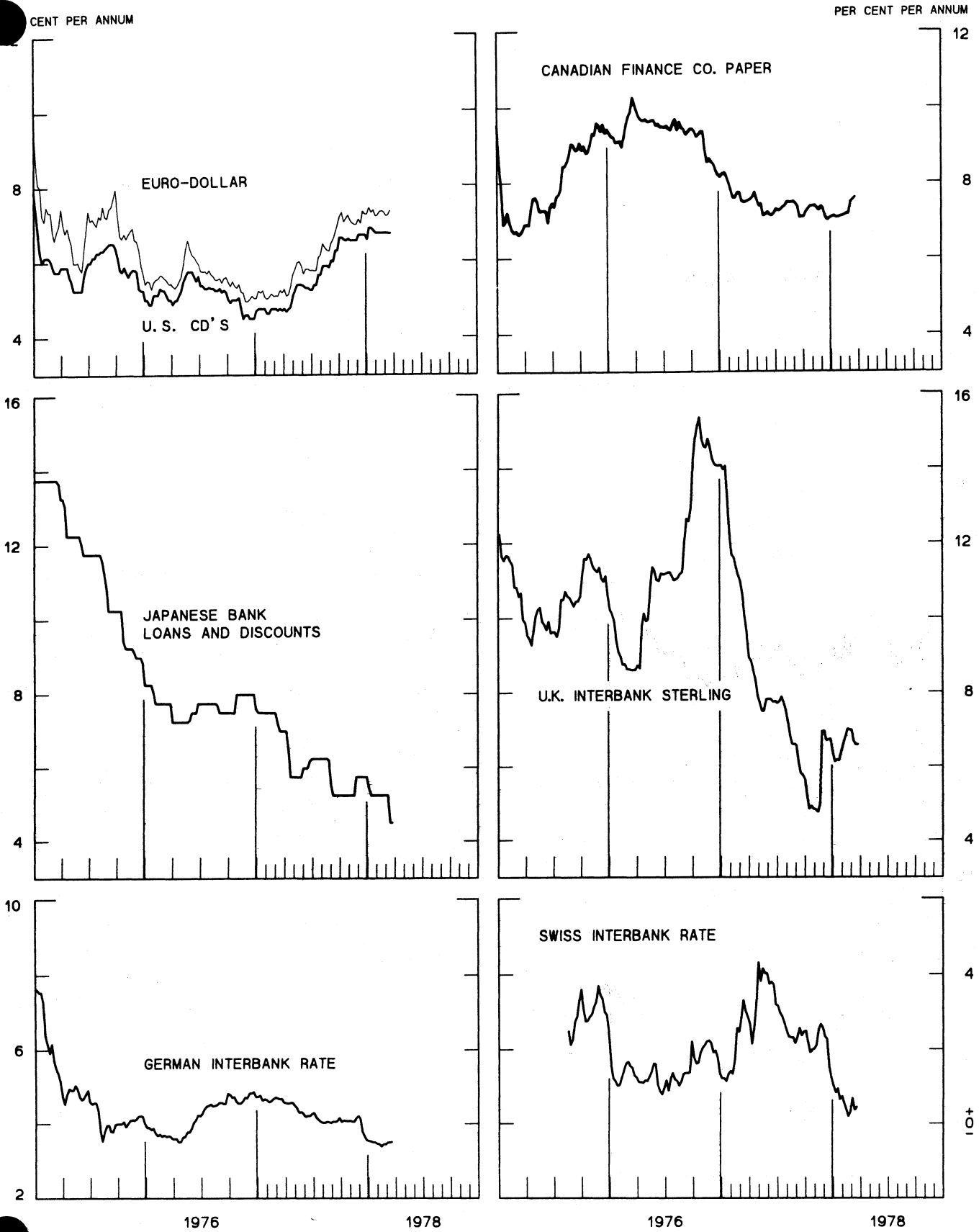


CHART 6
EURO-DOLLAR DEPOSIT RATES LONDON
AVERAGES FOR WEEK ENDING WEDNESDAY

PER CENT PER ANNUM

PER CENT PER ANNUM

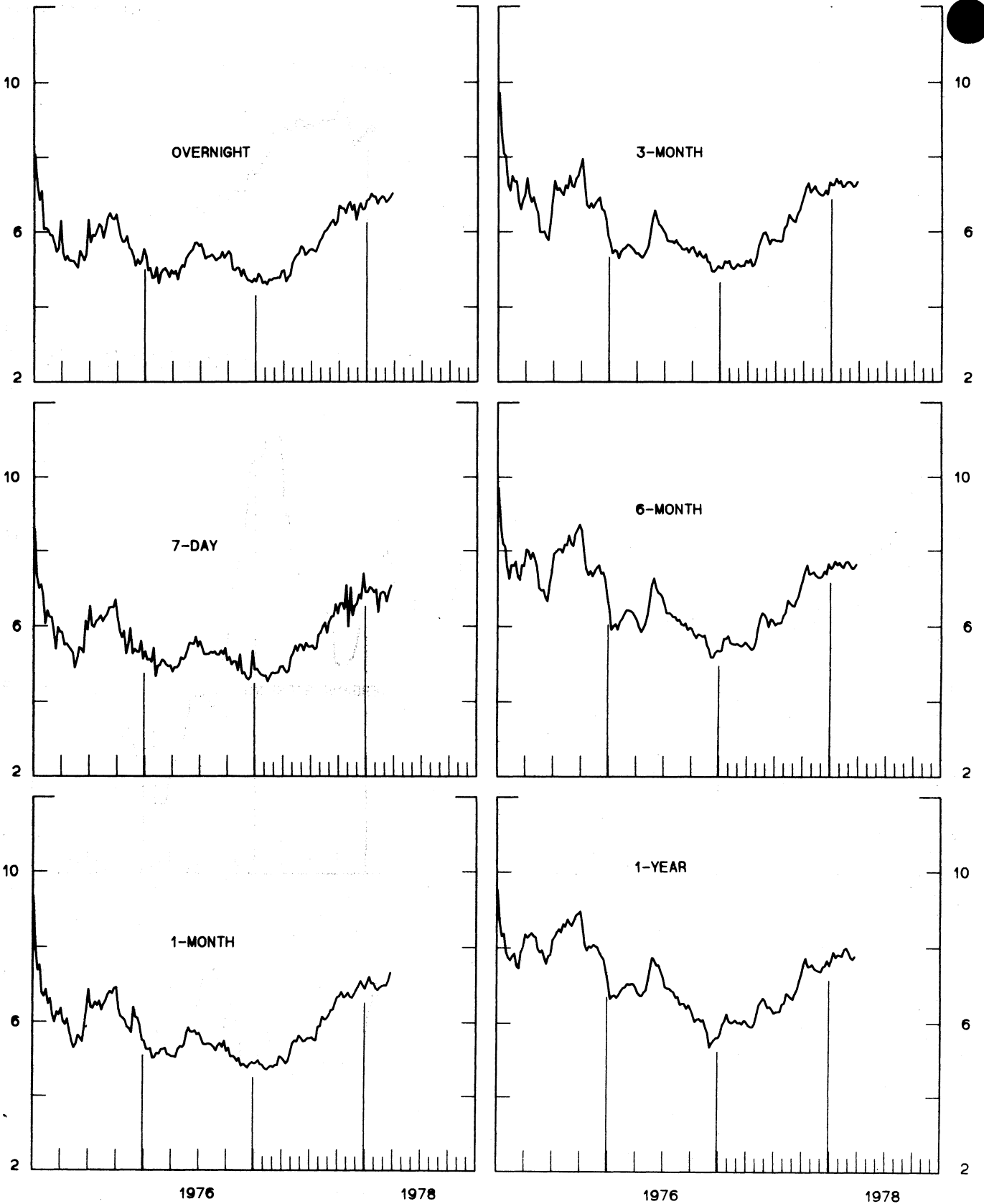
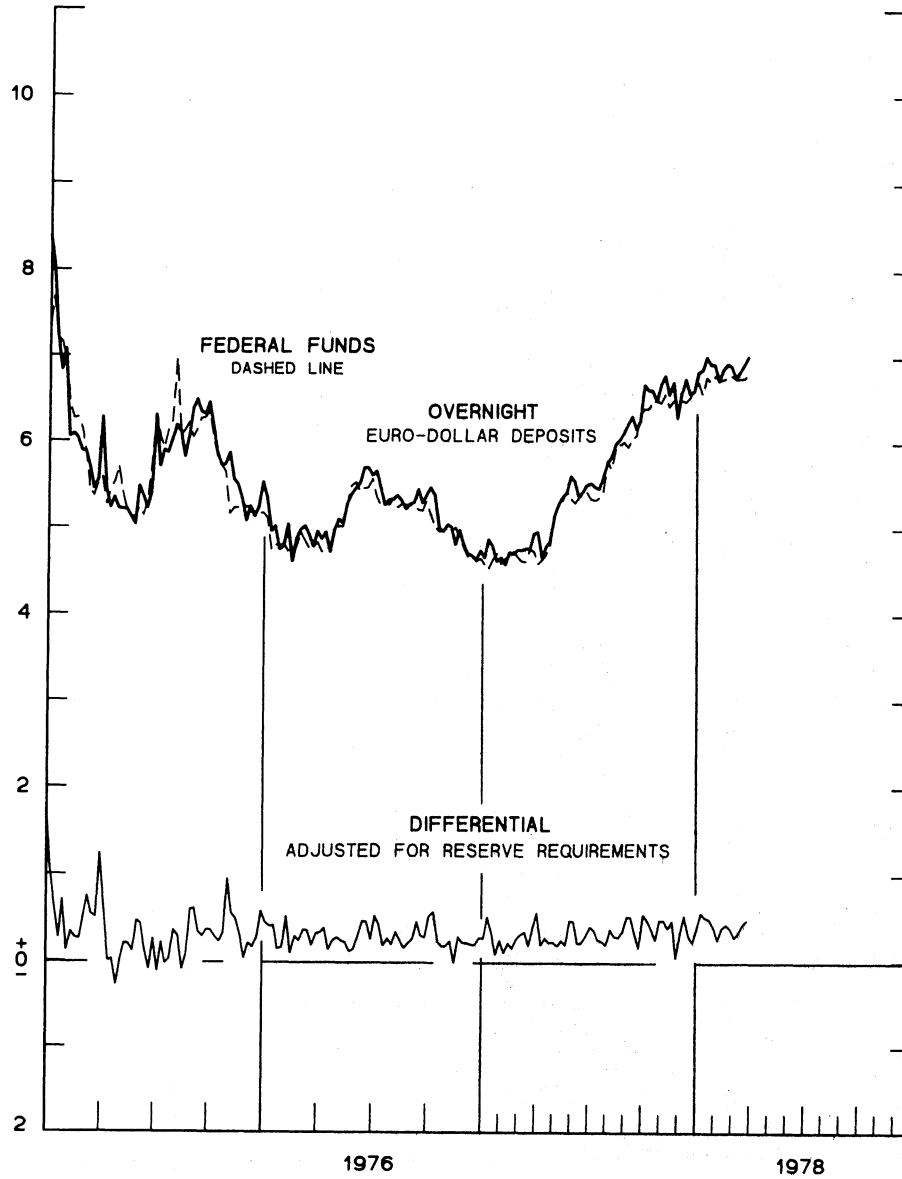
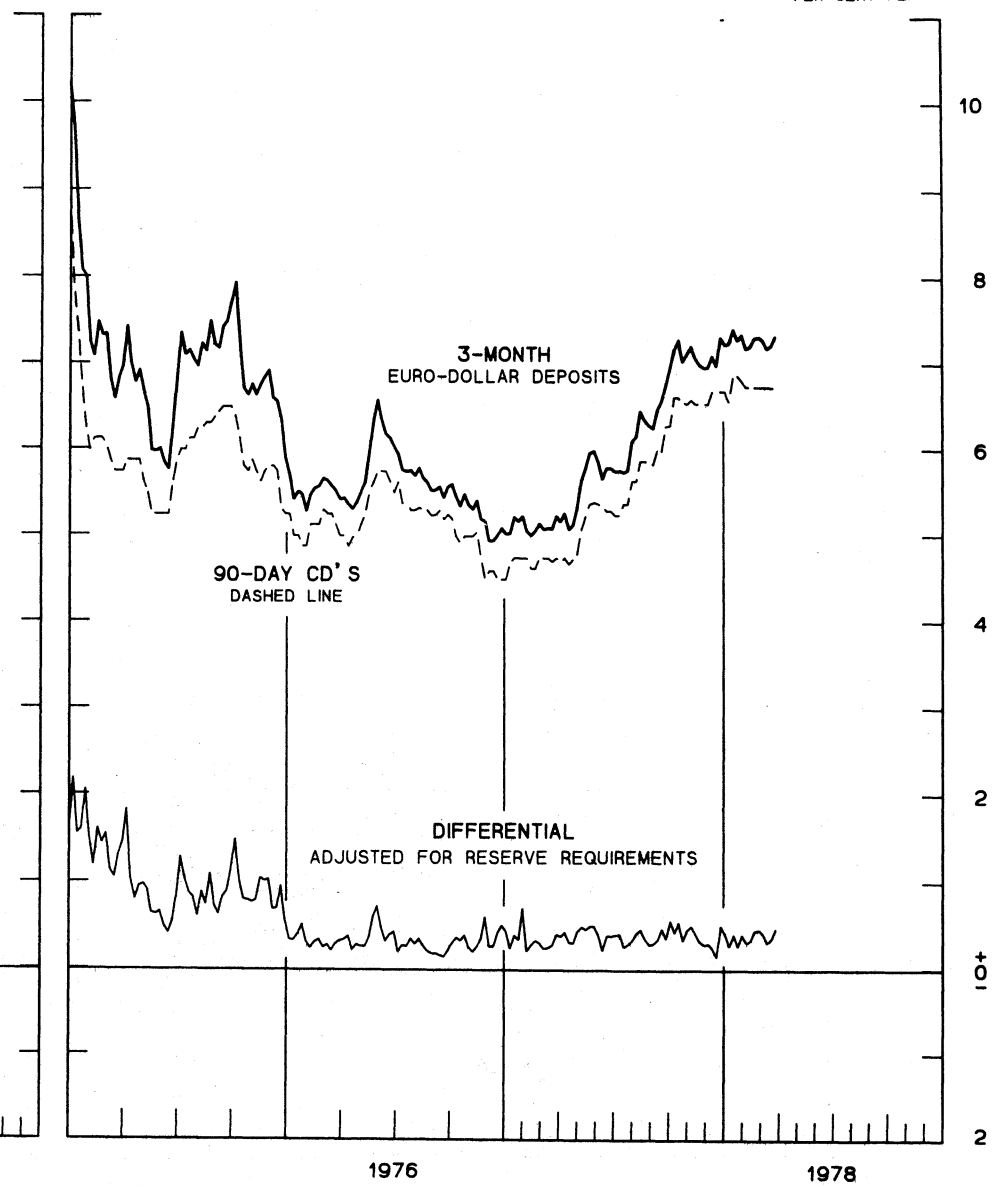


CHART 7
SELECTED EURO-DOLLAR AND U. S. MONEY MARKET RATES
 AVERAGES FOR WEEK ENDING WEDNESDAY

PER CENT PER ANNUM



PER CENT PER ANNUM



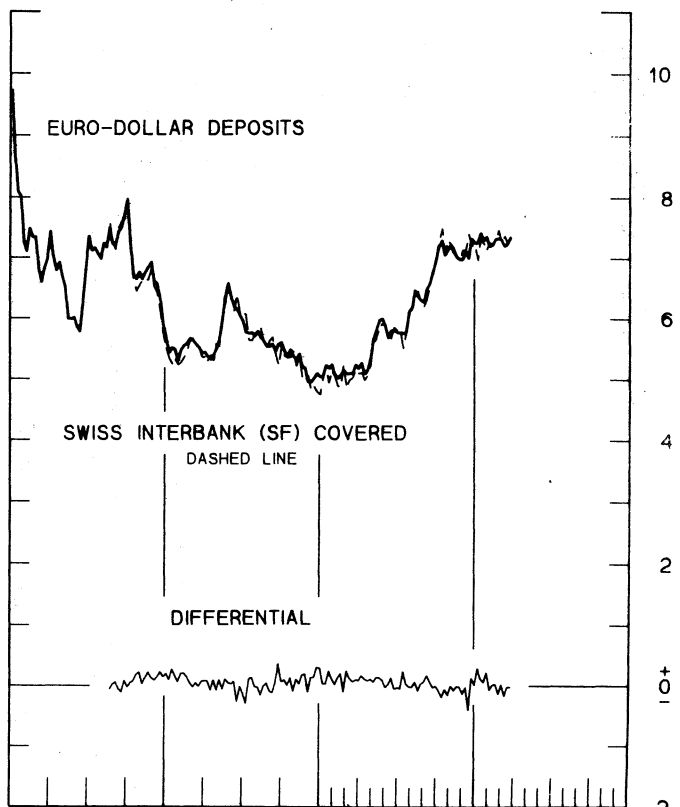
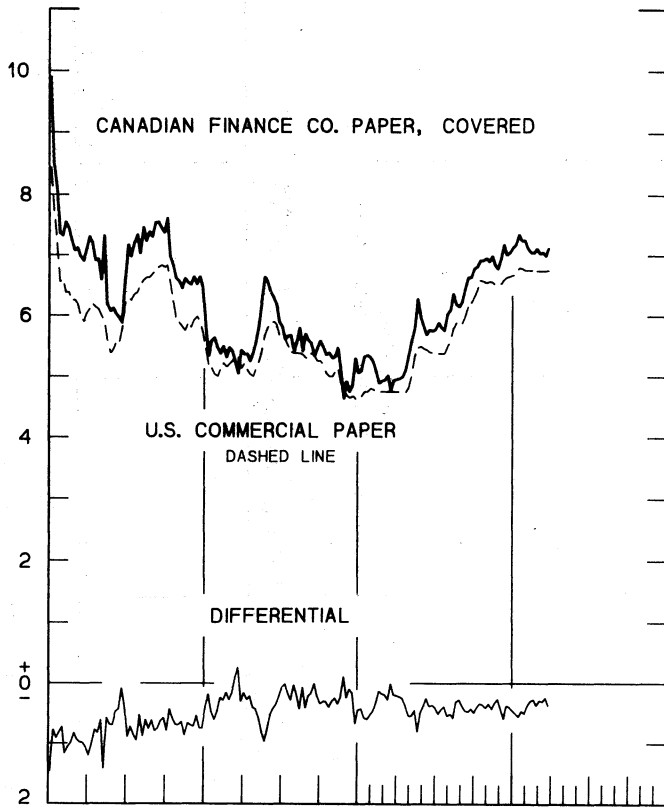
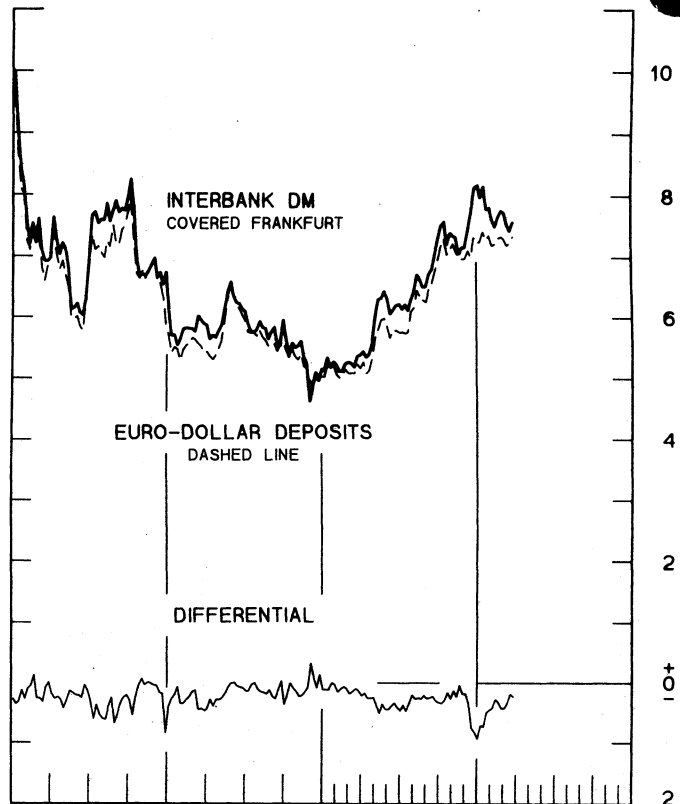
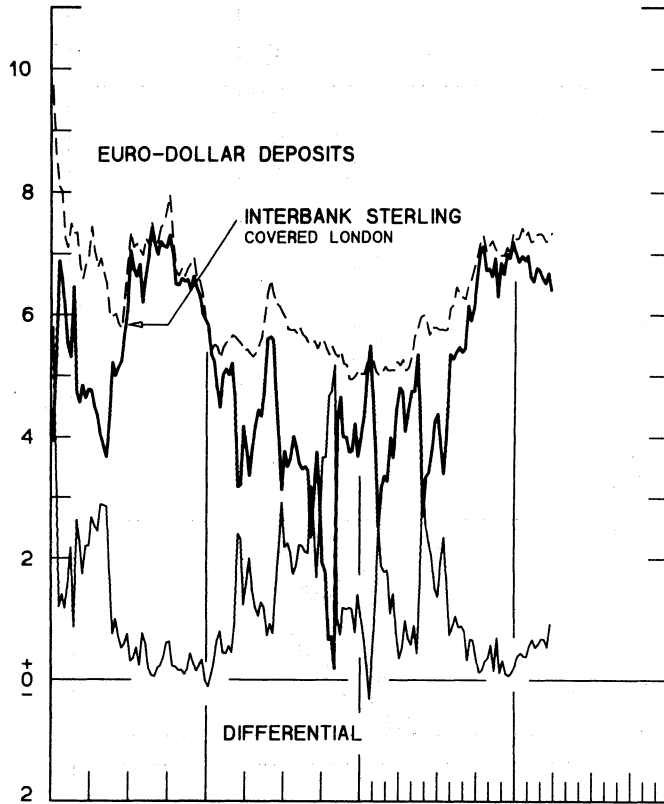
FAVORS BORROWING IN U. S. IF POSITIVE

INTEREST ARBITRAGE: 3-MONTH FUNDS

DIFFERENTIAL: PLUS(+), INDICATES FAVOR DOLLAR ASSETS
AVERAGES FOR WEEK ENDING WEDNESDAY

PER CENT PER ANNUM

PER CENT PER ANNUM



1976

1978

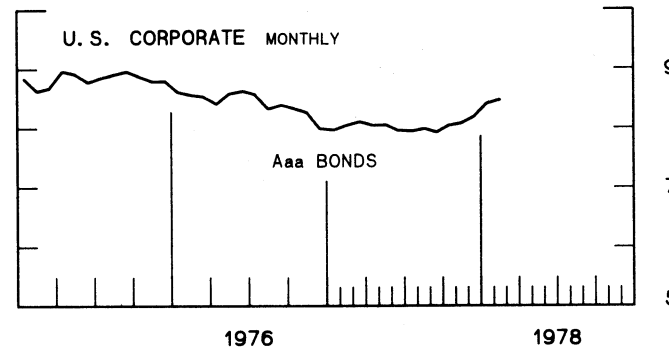
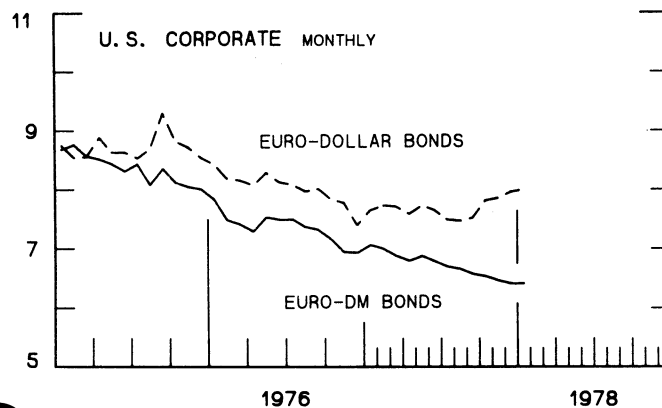
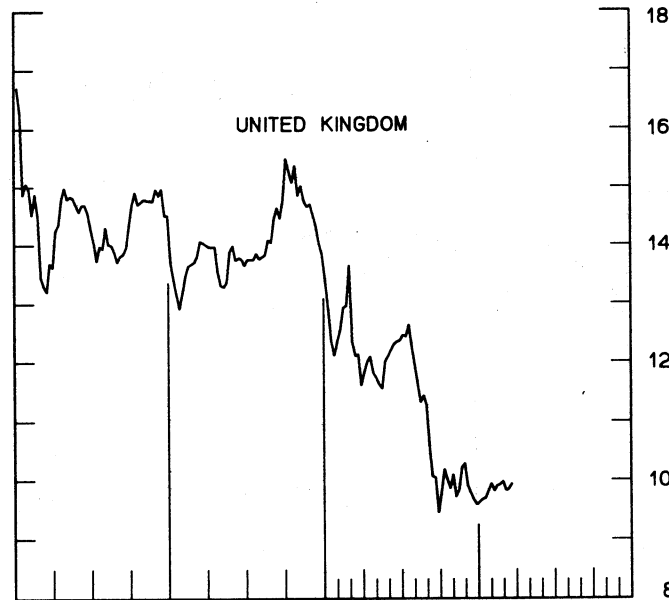
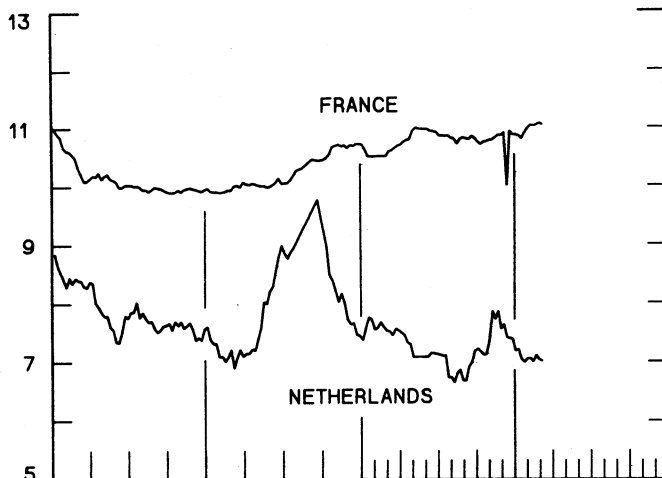
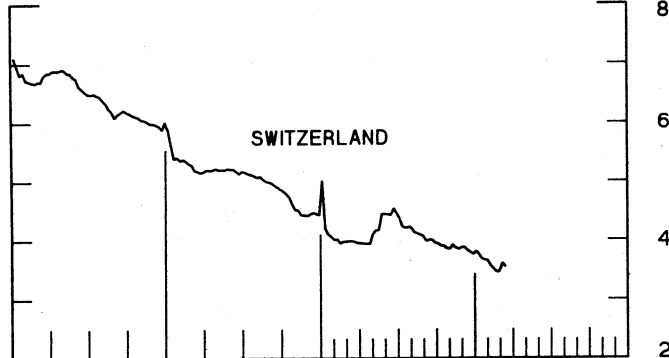
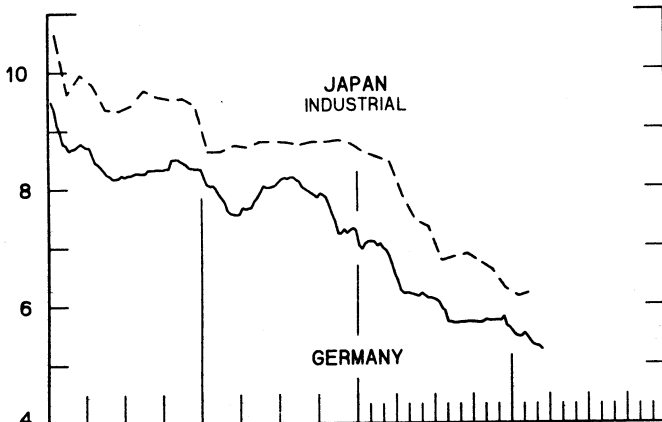
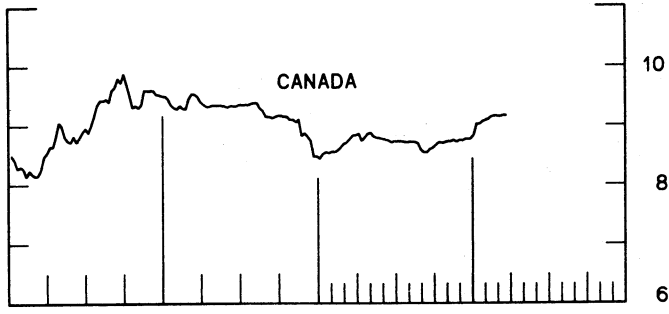
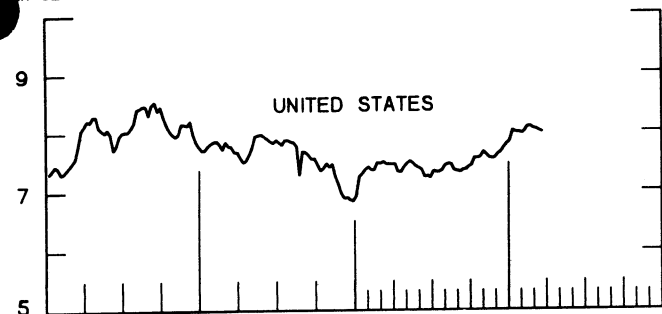
1976

1978

CHART 9
LONG-TERM GOVERNMENT BOND YIELDS
 WEEKLY SERIES

PER CENT PER ANNUM

PER CENT PER ANNUM



1976

1978

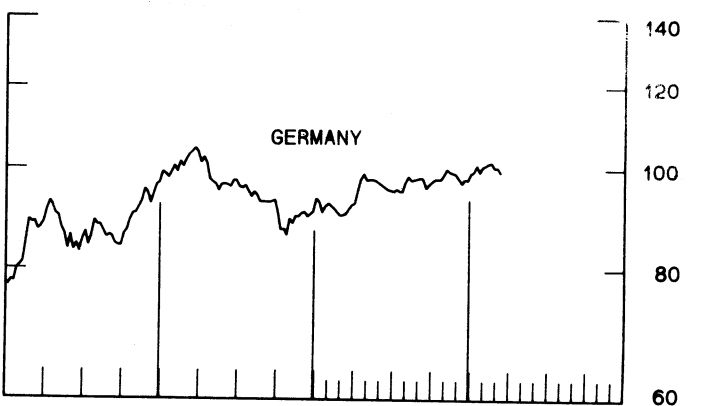
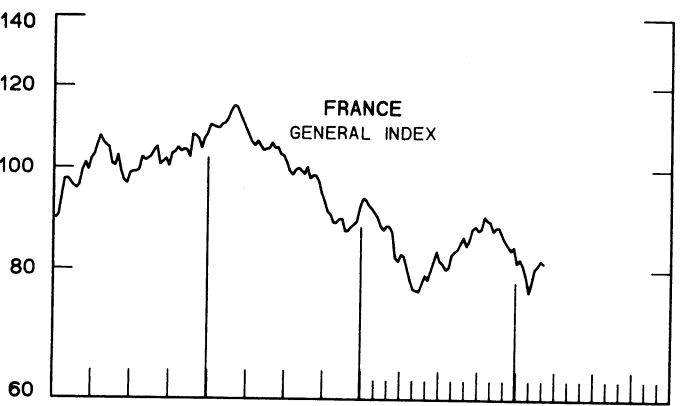
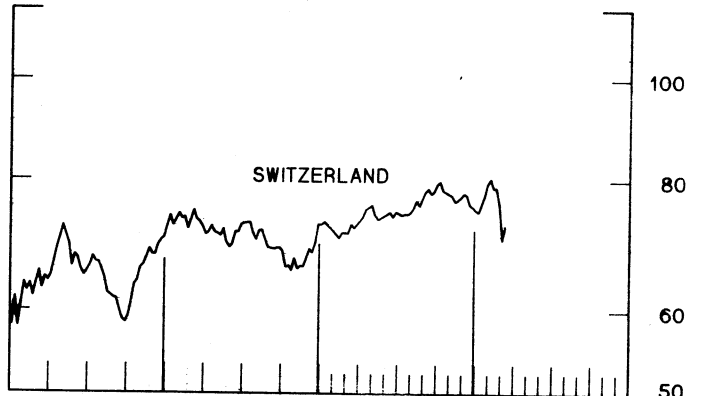
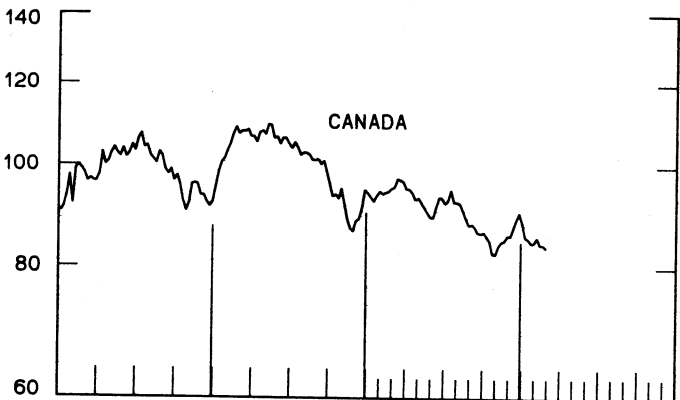
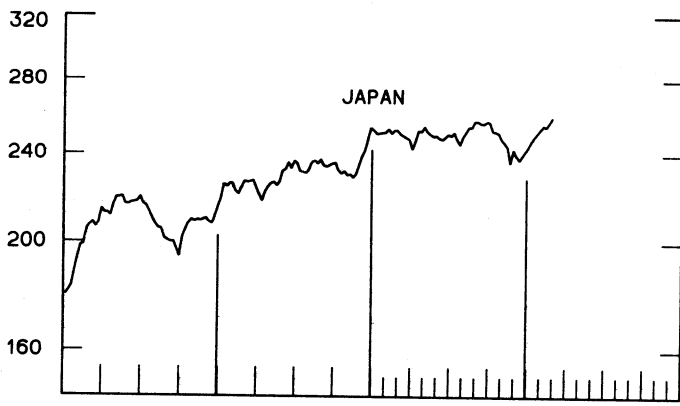
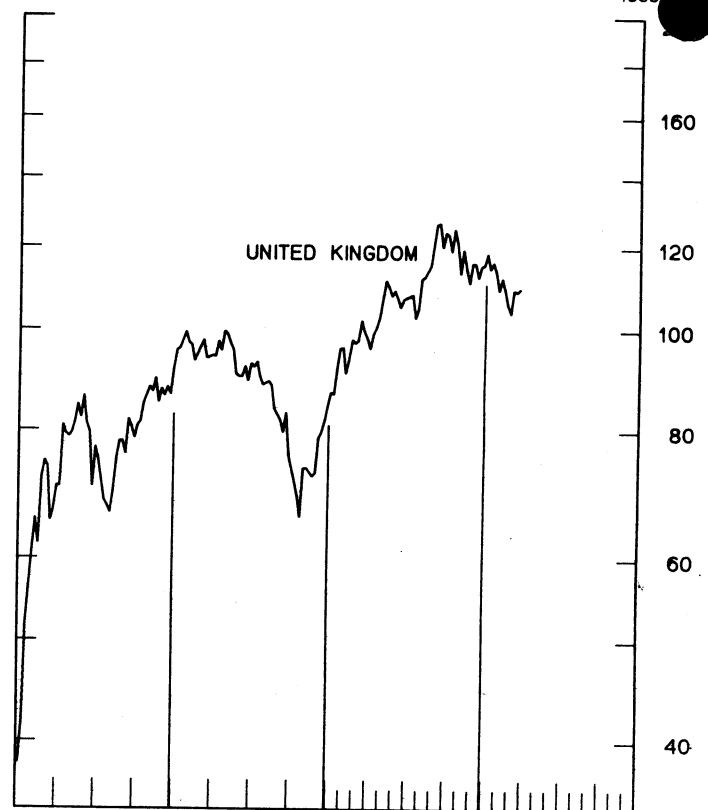
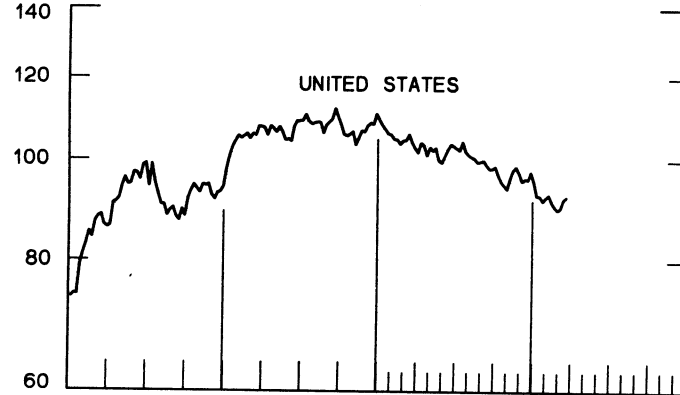
1976

1978

CHART 10
INDUSTRIAL STOCK INDEXES
 WEEKLY SERIES

RATIO SCALE
 1969=100

RATIO SCALE
 1969=100



1976

1978

1976

1978

SERIES NAME

LAST VALUE PLOTTED
DATE VALUE

CHART 8. INTEREST ARBITRAGE, 3-MONTH FUNDS

EURO-DOLLAR DEPOSIT	MARCH 29	7.34
INTERBANK STERLING (LONDON), COVERED	MARCH 29	6.40
DIFFERENTIAL	MARCH 29	0.94
U.S. COMMERCIAL PAPER	MARCH 29	6.76
CANADIAN FINANCE PAPER, COVERED	MARCH 29	7.12
DIFFERENTIAL	MARCH 29	-0.36
EURO-DOLLAR DEPOSIT	MARCH 29	7.34
INTERBANK DM (FRANKFURT), COVERED	MARCH 29	7.58
DIFFERENTIAL	MARCH 29	-0.24
EURO-DOLLAR DEPOSIT	MARCH 29	7.34
SWISS INTERBANK, COVERED	MARCH 29	7.37
DIFFERENTIAL	MARCH 29	-0.02

CHART 9. LONG TERM GOVERNMENT BOND YIELDS

UNITED STATES	MARCH 24	7.98
GERMANY	MARCH 17	5.23
JAPAN (MONTHLY)	FEB.	6.21
SWITZERLAND	MARCH 17	3.54
CANADA	MARCH 24	9.15
FRANCE	MARCH 10	11.04
NETHERLANDS	MARCH 10	7.00
UNITED KINGDOM	MARCH 24	9.93

U.S. CORPORATE

AAA BONDS	FEB.	8.47
EURO-DM BONDS	JAN.	6.41
EURO-DOLLAR BONDS	JAN.	7.99

CHART 10. INDUSTRIAL STOCK INDICES

UNITED STATES	MARCH 24	92.32
JAPAN	MARCH 3	259.20
CANADA	MARCH 3	83.56
FRANCE	MARCH 10	81.28
UNITED KINGDOM	MARCH 24	109.70
SWITZERLAND	MARCH 17	72.36
GERMANY	MARCH 17	99.16

SERIES NAME

LAST VALUE PLOTTED
DATE VALUE

CHART 8. INTEREST ARBITRAGE, 3-MONTH FUNDS

EURO-DOLLAR DEPOSIT	MARCH 29	7.34
INTERBANK STERLING (LONDON), COVERED	MARCH 29	6.40
DIFFERENTIAL	MARCH 29	0.94
U.S. COMMERCIAL PAPER	MARCH 29	6.76
CANADIAN FINANCE PAPER, COVERED	MARCH 29	7.12
DIFFERENTIAL	MARCH 29	-0.36
EURO-DOLLAR DEPOSIT	MARCH 29	7.34
INTERBANK DM (FRANKFURT), COVERED	MARCH 29	7.58
DIFFERENTIAL	MARCH 29	-0.24
EURO-DOLLAR DEPOSIT	MARCH 29	7.34
SWISS INTERBANK, COVERED	MARCH 29	7.37
DIFFERENTIAL	MARCH 29	-0.02

CHART 9. LONG TERM GOVERNMENT BOND YIELDS

UNITED STATES	MARCH 24	7.98
GERMANY	MARCH 17	5.23
JAPAN (MONTHLY)	FEB.	6.21
SWITZERLAND	MARCH 17	3.54
CANADA	MARCH 24	9.15
FRANCE	MARCH 10	11.04
NETHERLANDS	MARCH 10	7.00
UNITED KINGDOM	MARCH 24	9.93

U.S. CORPORATE

AAA BONDS	FEB.	8.47
EURO-DM BONDS	JAN.	6.41
EURO-DOLLAR BONDS	JAN.	7.99

CHART 10. INDUSTRIAL STOCK INDICES

UNITED STATES	MARCH 24	92.32
JAPAN	MARCH 3	259.20
CANADA	MARCH 3	83.56
FRANCE	MARCH 10	81.28
UNITED KINGDOM	MARCH 24	109.70
SWITZERLAND	MARCH 17	72.36
GERMANY	MARCH 17	99.16



FEDERAL RESERVE statistical release

H.10

MARCH 31, 1978

FOREIGN EXCHANGE RATES

FOR THE WEEK ENDING MARCH 31, 1978

The Board of Governors of the Federal Reserve System is advised that the Federal Reserve Bank of New York has certified for customs purposes the following noon buying rate in New York City for cable transfers payable in foreign currencies:

COUNTRY	MONETARY UNIT	(RATE U.S. CENTS)				
		MAR. 27	MAR. 28	MAR. 29	MAR. 30	MAR. 31
AUSTRALIA	DOLLAR	114.0000	114.2000	114.5500	114.2000	114.1600
AUSTRIA	SCHILLING	6.80000	6.85750	6.85750	6.83750	6.94000
BELGIUM	FRANC	3.15400	3.16000	3.16800	3.16600	3.20000
CANADA	DOLLAR	88.3900	88.1650	88.0800	88.2200	88.3200
DENMARK	KRONE	17.8000	17.9000	17.9200	17.9500	18.0000
FINLAND	MARKKA	NA	23.9325	23.9500	23.9300	24.3000
FRANCE	FRANC	21.4600	21.5400	21.6800	21.7100	21.9800
GERMANY	D. MARK	49.2000	49.1700	49.2000	49.3200	50.0400
INDIA	RUPEE	12.0000	12.0000	12.0000	12.0000	12.0000
IRELAND	POUND	188.1000	188.3500	187.8700	186.4000	186.2000
ITALY	LIRA	0.11700	0.11715	0.11735	0.11710	0.11750
JAPAN	YEN	0.44400	0.44440	0.44990	0.44970	0.43500
MALAYSIA	DOLLAR	42.4000	42.3450	42.3900	42.3700	42.3400
MEXICO	PESO	4.3850	4.3950	4.3950	4.3975	4.3925
NETHERLANDS	GUILDER	45.9500	45.9500	46.0350	46.0700	46.8000
NEW ZEALAND	DOLLAR	102.1000	102.2000	102.6000	101.9500	102.0000
NORWAY	KRONE	18.6700	18.8300	18.8900	18.8800	18.9000
PORTUGAL	ESCUDO	2.4300	2.4425	2.4400	2.4350	2.4425
SOUTH AFRICA	RAND	115.0500	115.0500	115.0500	115.0500	115.0500
SPAIN	PESETA	1.2531	1.2531	1.2539	1.2488	1.2492
SRI LANKA	RUPEE	6.5000	6.5000	6.5000	6.5000	6.5000
SWEDEN	KRONA	21.7000	21.7400	21.7350	21.7800	21.8900
SWITZERLAND	FRANC	53.0600	52.9000	53.1200	53.2000	54.6000
UNITED KINGDOM	POUND	188.1000	188.3500	187.8700	186.4000	186.2000