
Selected Interest & Exchange Rates

Weekly Series of Charts

NOVEMBER 14, 1977

**Prepared by the
FINANCIAL MARKETS
SECTION**

**DIVISION OF
INTERNATIONAL FINANCE**

**BOARD OF GOVERNORS
FEDERAL RESERVE SYSTEM
Washington, D.C. 20551**

Table of Contents

TABLES

1. LATEST FIGURES PLOTTED
2. DAILY CERTIFIED SPOT EXCHANGE RATES--H.10 RELEASE

CHARTS

1. SPOT EXCHANGE RATE INDEXES
2. 3-MONTH FORWARD EXCHANGE RATES
3. GOLD PRICE--LONDON
4. CALL MONEY RATES
5. 3-MONTH INTEREST RATES
6. EURO-DOLLAR DEPOSIT RATES
7. SELECTED EURO-DOLLAR AND U.S. MONEY MARKET RATES
8. INTEREST ARBITRAGE: 3-MONTH FUNDS
9. LONG-TERM GOVERNMENT BOND YIELDS
10. INDUSTRIAL STOCK INDEXES

SUBSCRIPTION RATES:

Weekly \$15.00 per year or \$.40 each in the United States, its possessions, Canada, and Mexico; 10 or more of the same issue to one address, \$13.50 per year or \$.35 each. Elsewhere, \$20.00 per year or \$.50 each. Address requests to Publications Services, Division of Administrative Services, and make payment remittance payable to the order of the Board of Governors of the Federal Reserve System in a form collectible at par in U.S. Currency.

SPOT EXCHANGE RATES

DOLLAR PRICES OF FOREIGN CURRENCIES AND WEIGHTED AVERAGE VALUES (THIN LINE)
AVERAGES FOR WEEK ENDING WEDNESDAY

RATIO SCALE
MAY 1970 PARITY=100

RATIO SCALE
MAY 1970 PARITY=100

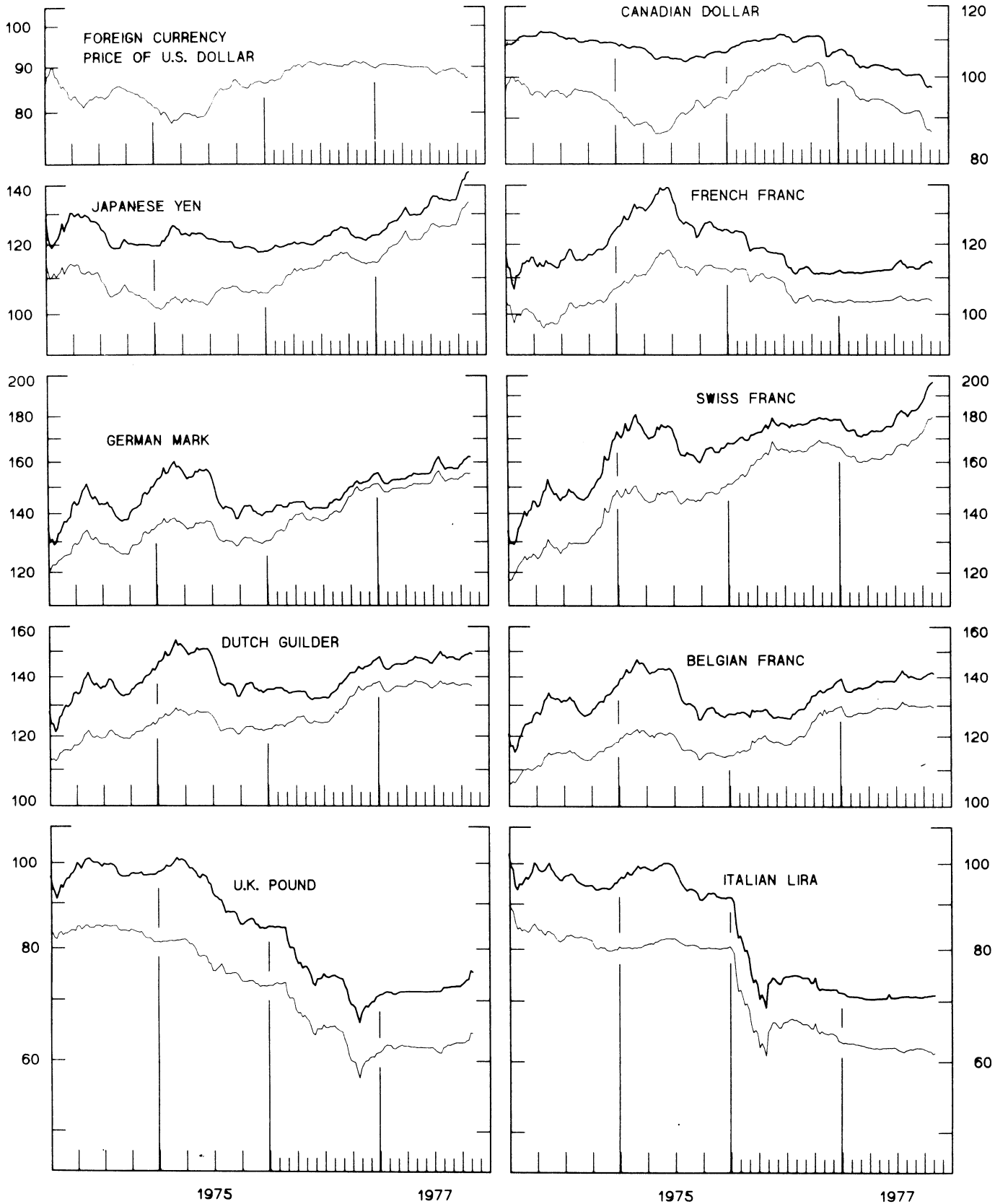
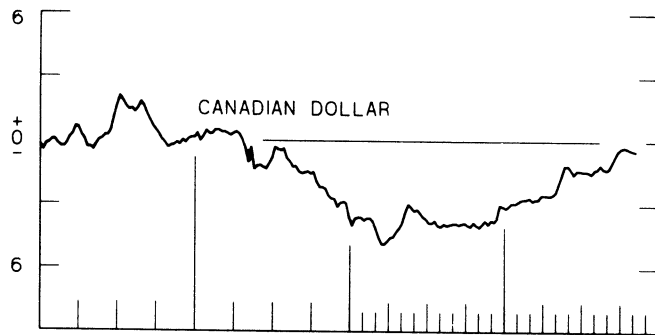
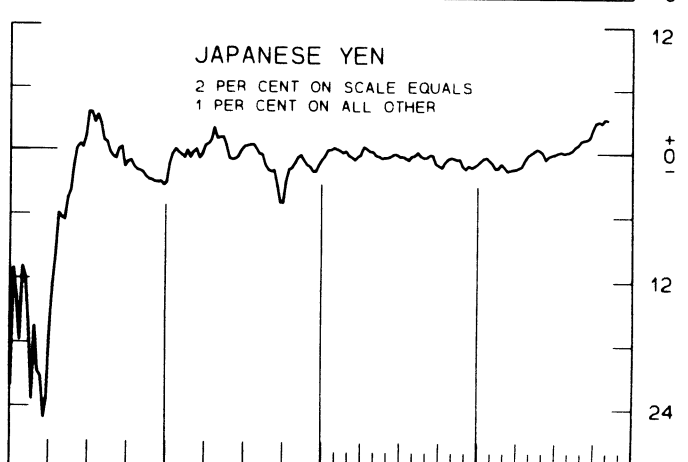
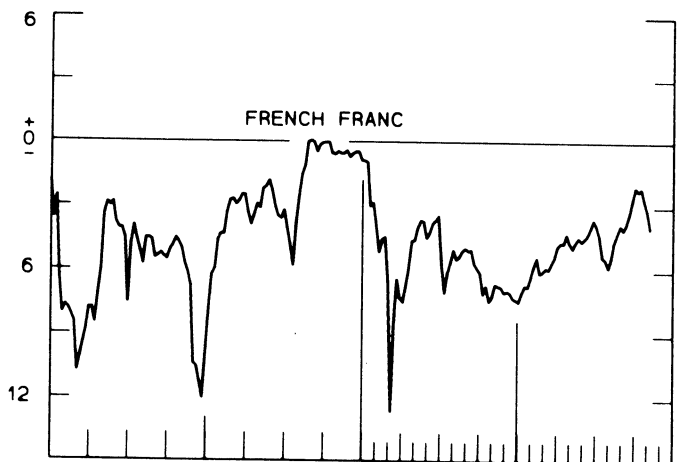
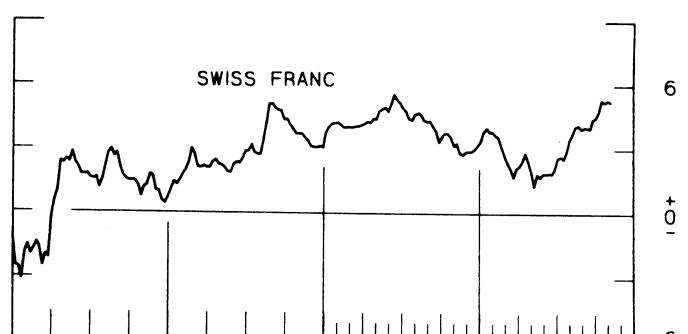
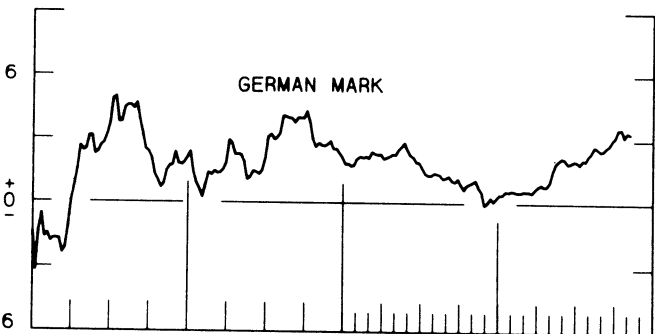
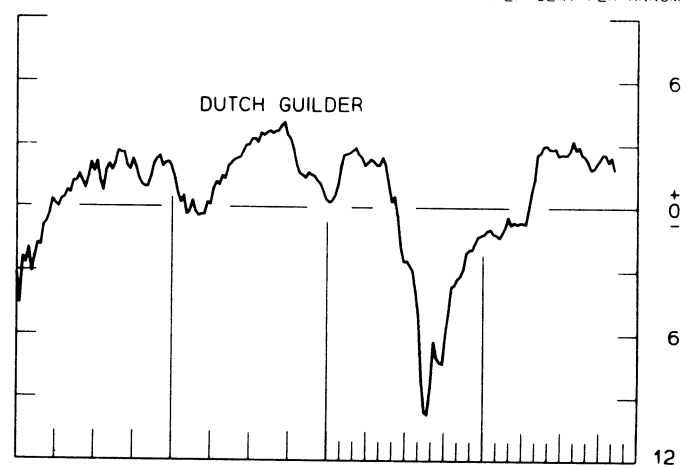
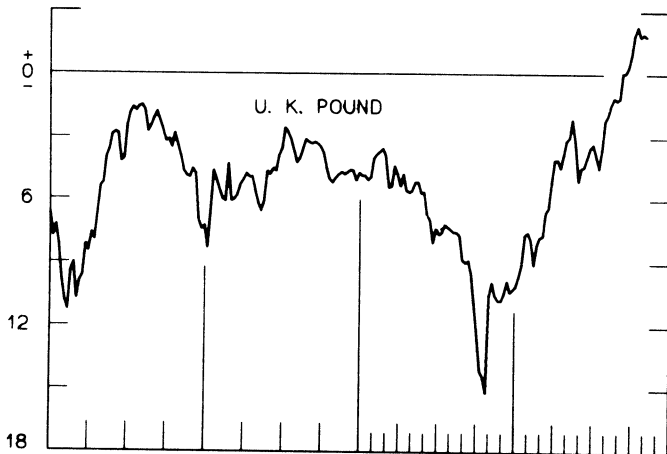


CHART 2
3-MONTH FORWARD EXCHANGE RATES
 PREMIUM (+) OR (-)
 AVERAGES FOR WEEK ENDING WEDNESDAY

PER CENT PER ANNUM



PER CENT PER ANNUM



1975

1977

1975

1977

CHART 3
PRICE OF GOLD IN LONDON
AVERAGES FOR WEEK ENDING WEDNESDAY



CHART 4
CALL MONEY RATES
 WEEKLY SERIES

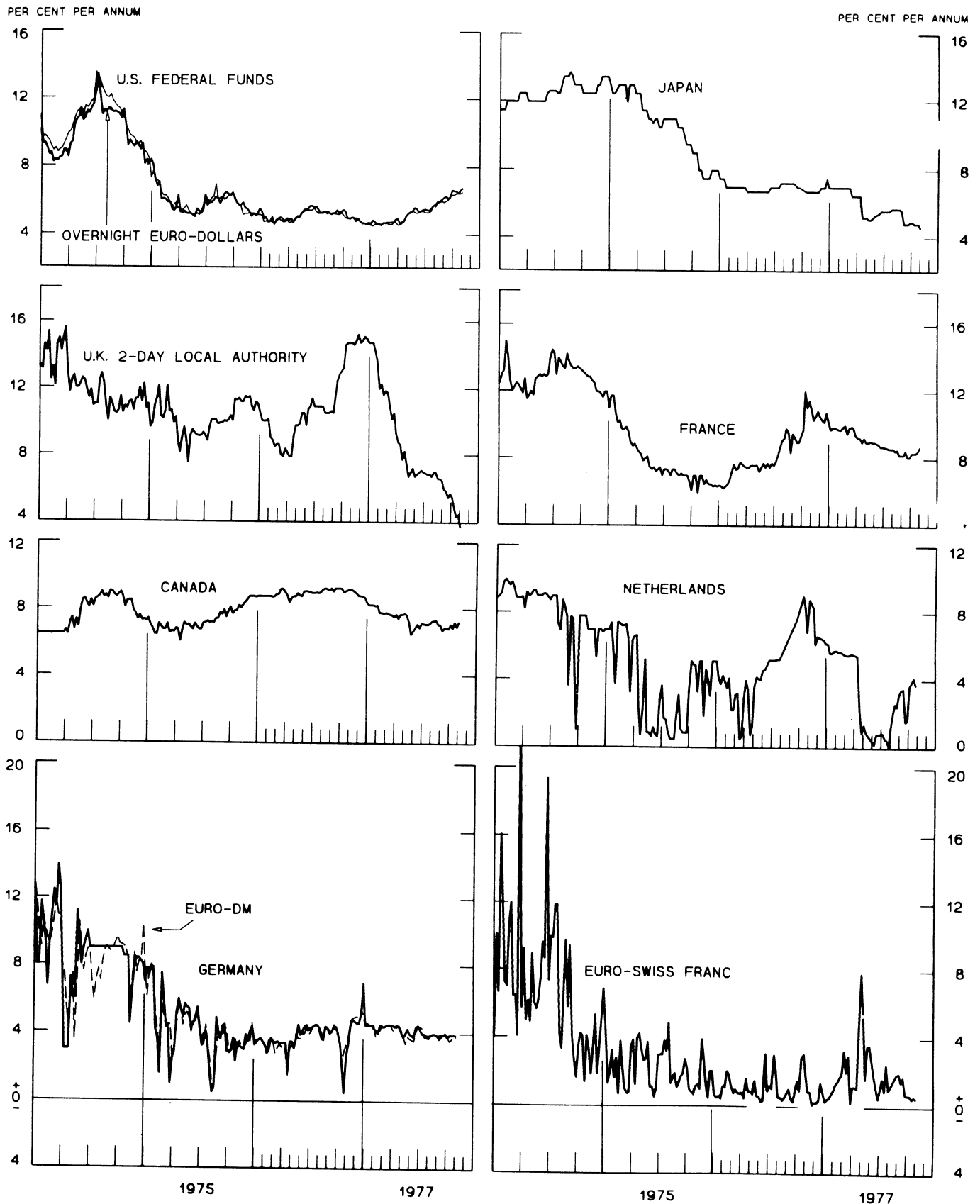
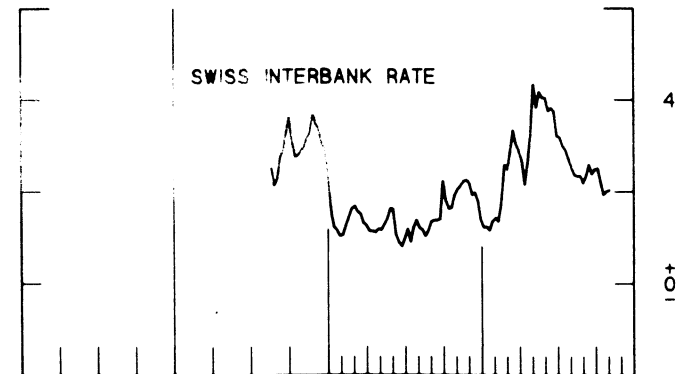
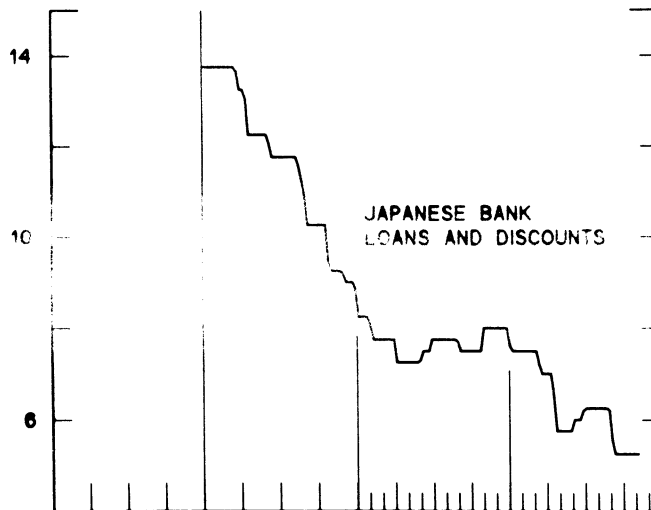
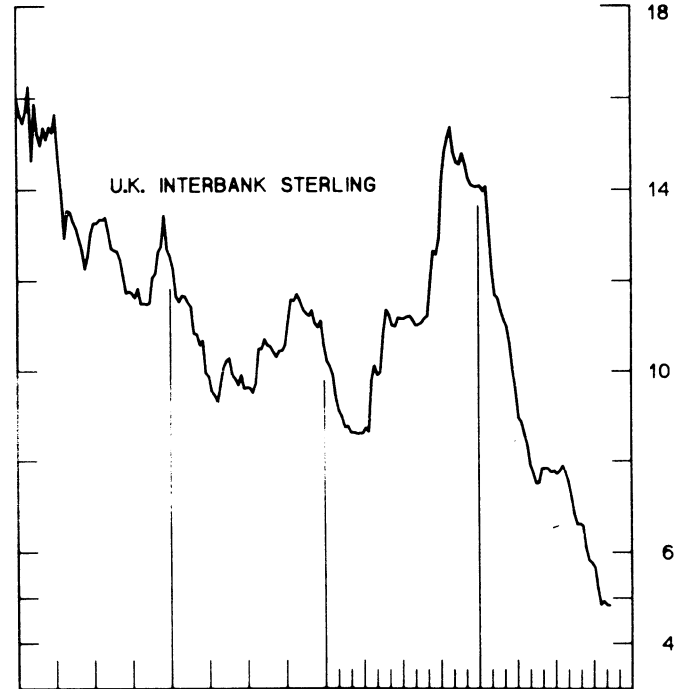
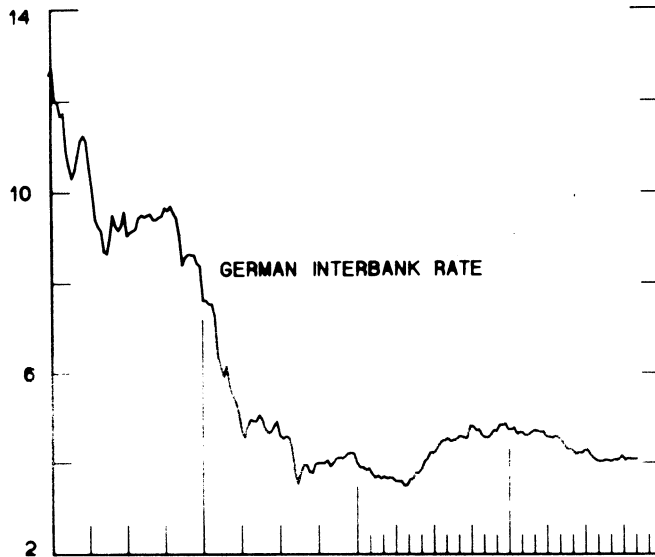
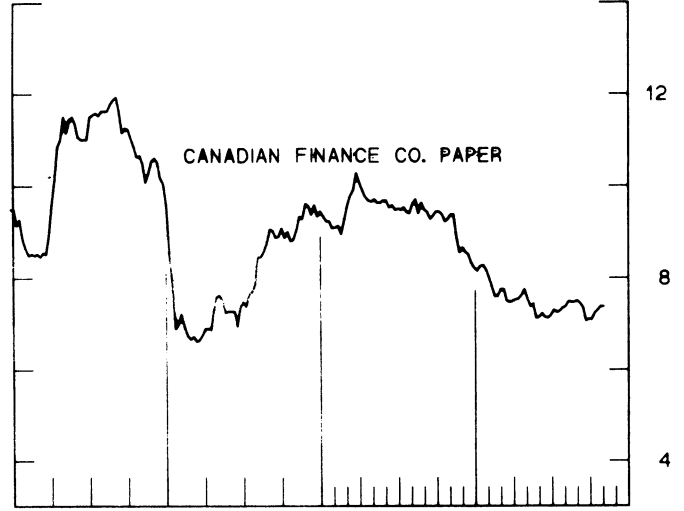
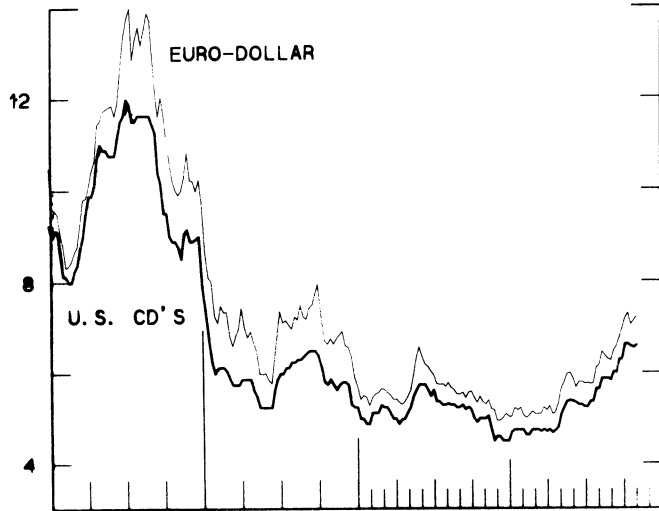


CHART 5
3-MONTH INTEREST RATES
 WEEKLY SERIES

PER CENT PER ANNUM

PER CENT PER ANNUM



1975

1977

1975

1977

CHART 6
EURO-DOLLAR DEPOSIT RATES LONDON
 AVERAGES FOR WEEK ENDING WEDNESDAY

PER CENT PER ANNUM

PER CENT PER ANNUM

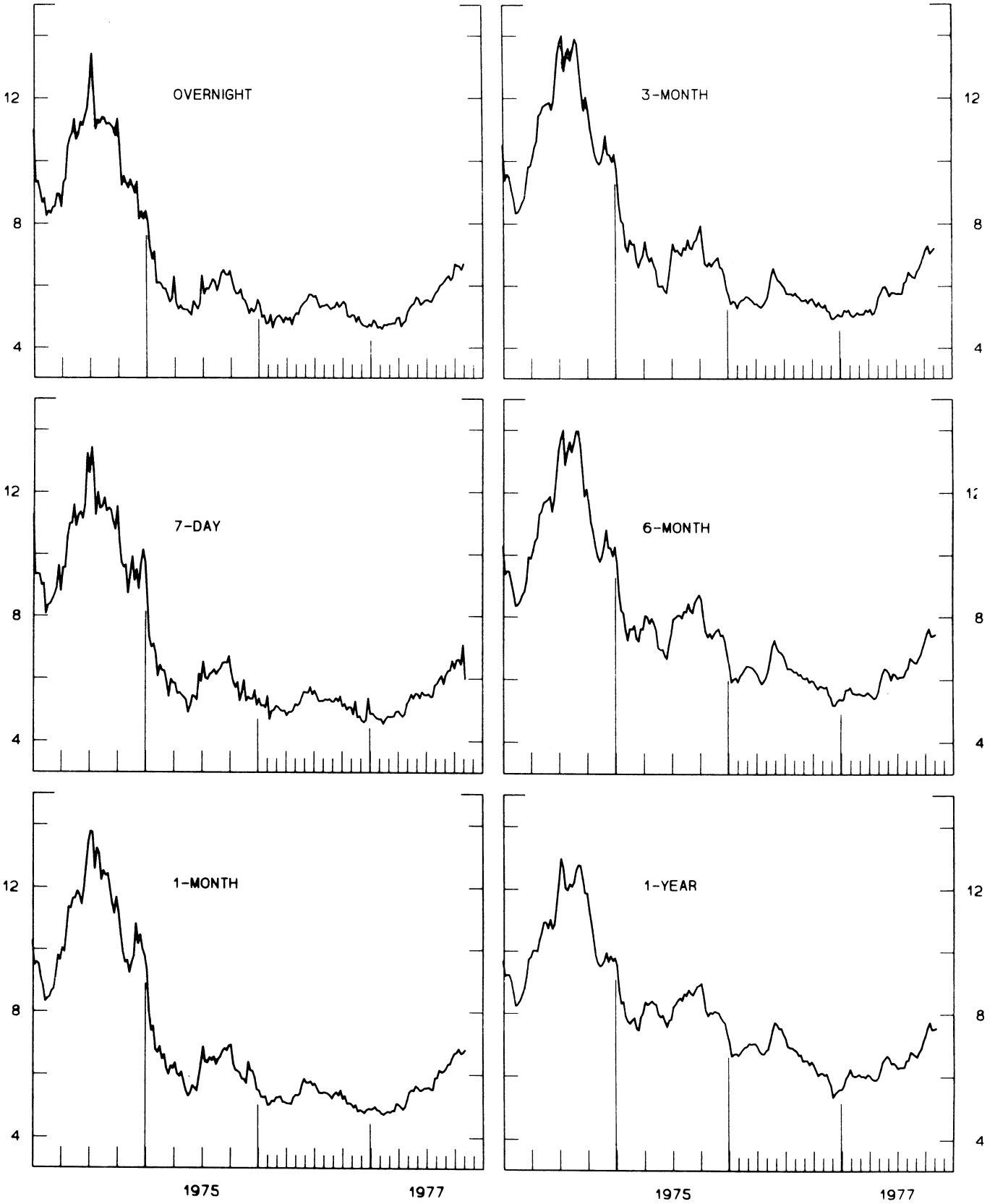
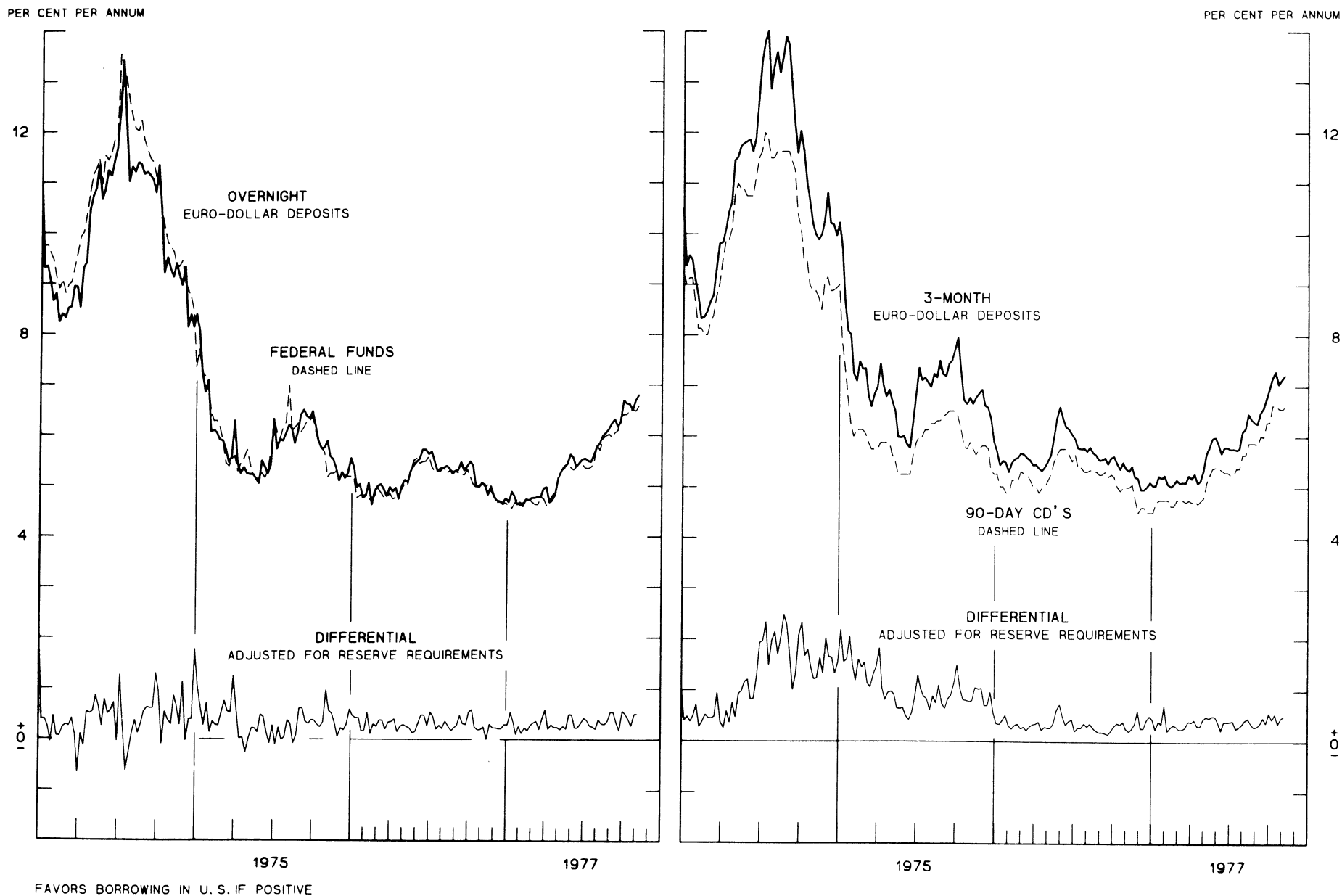


CHART 7
SELECTED EURO-DOLLAR AND U. S. MONEY MARKET RATES
 AVERAGES FOR WEEK ENDING WEDNESDAY



INTEREST ARBITRAGE: 3-MONTH FUNDS

DIFFERENTIAL: PLUS(+), INDICATES FAVOR DOLLAR ASSETS
AVERAGES FOR WEEK ENDING WEDNESDAY

PER CENT PER ANNUM

PER CENT PER ANNUM

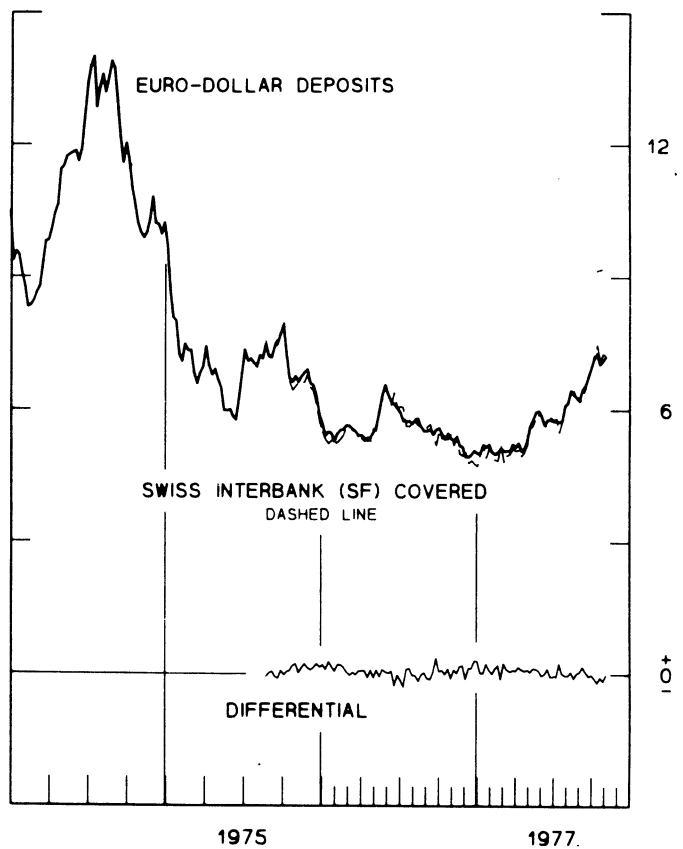
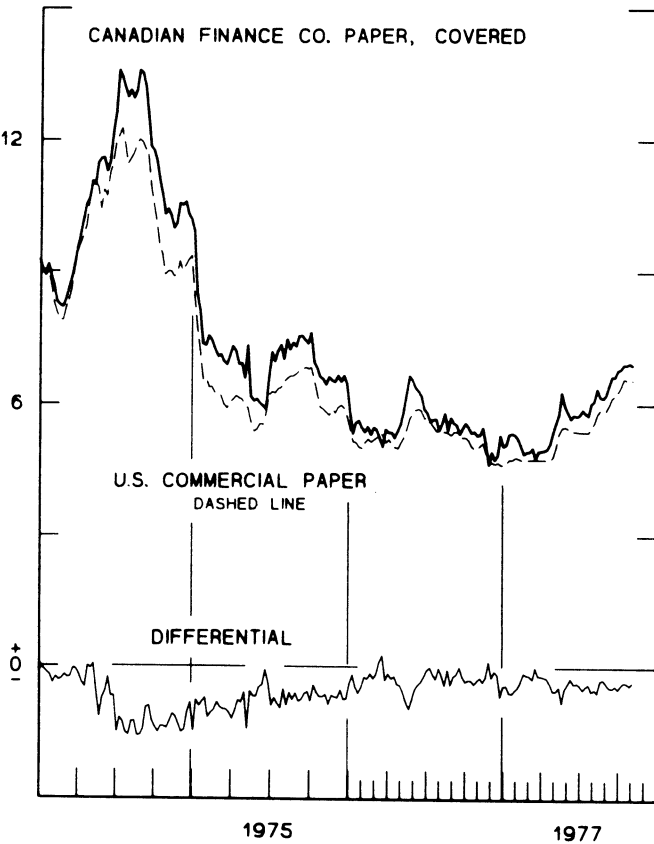
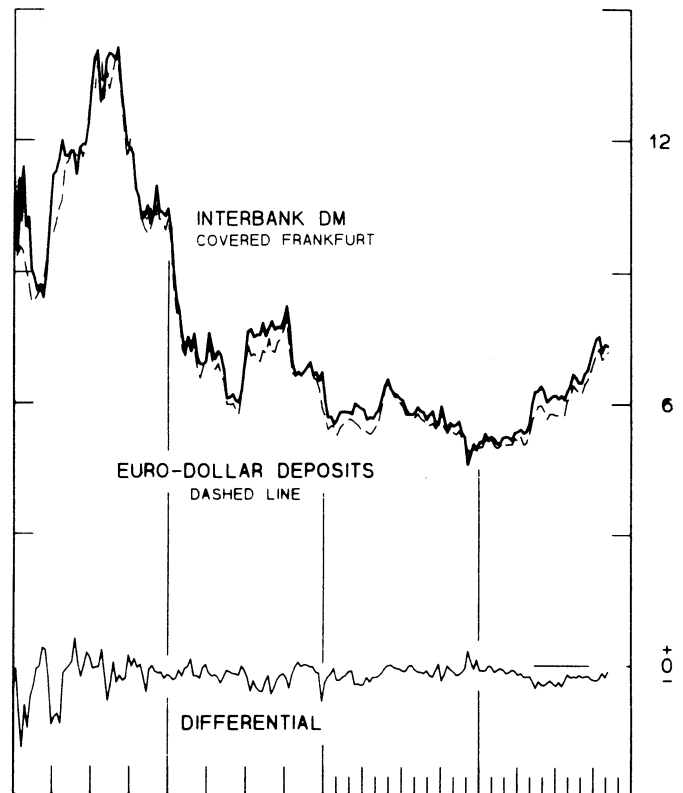
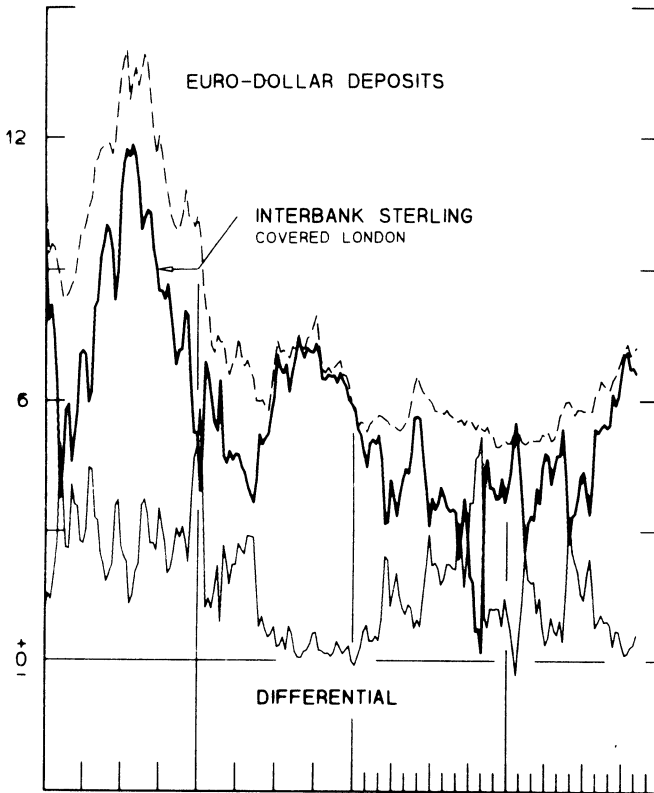


CHART 9
LONG-TERM GOVERNMENT BOND YIELDS
 WEEKLY SERIES

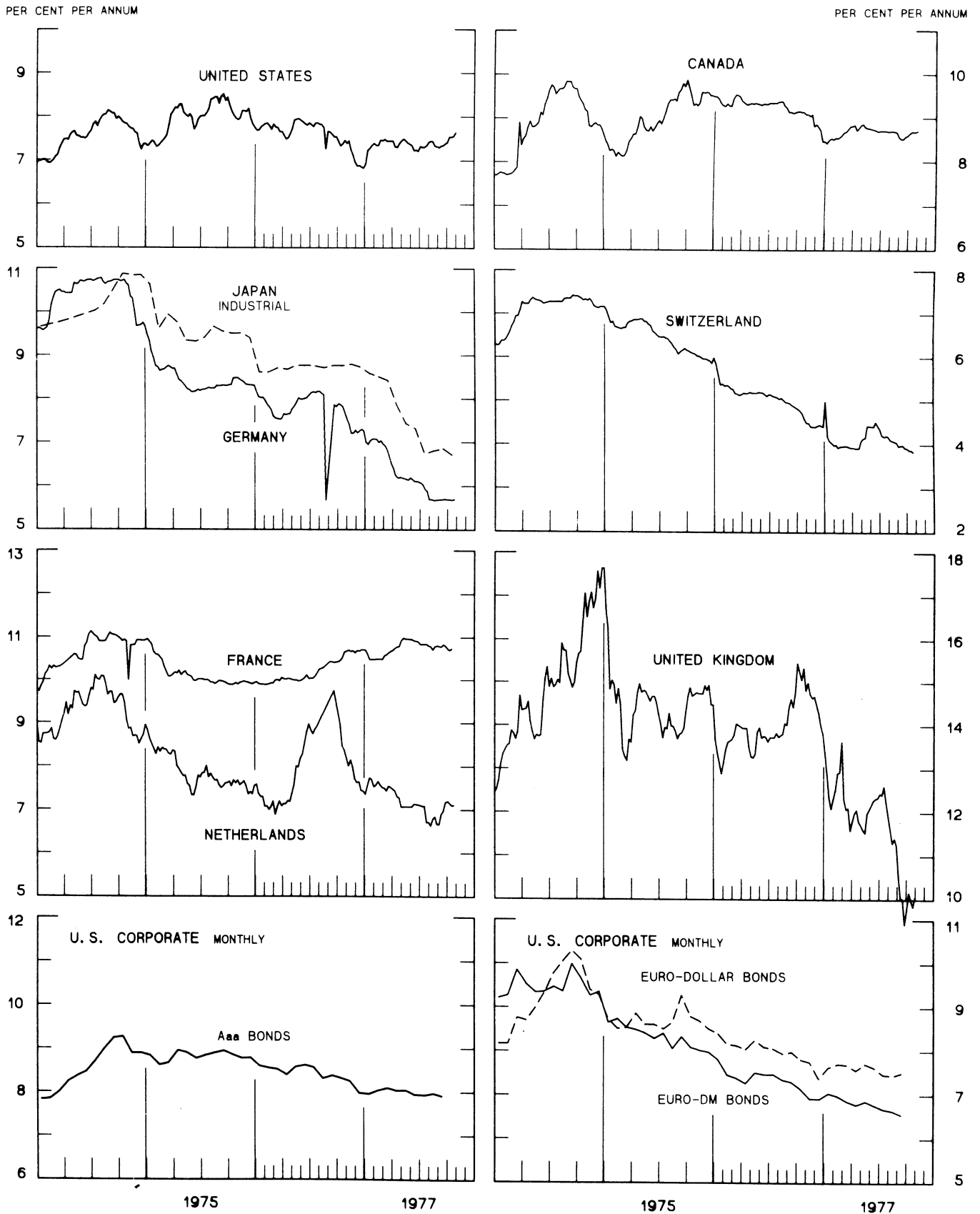
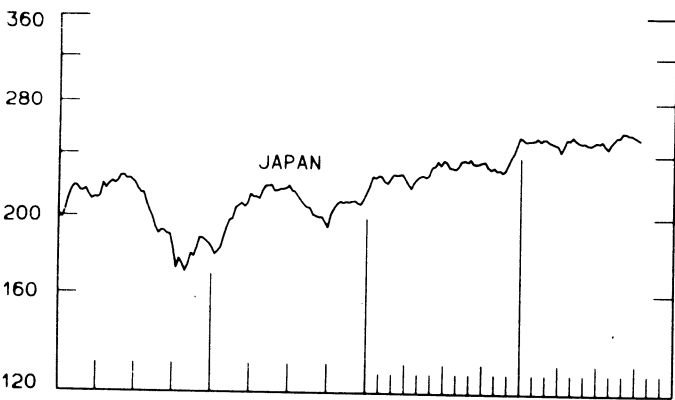
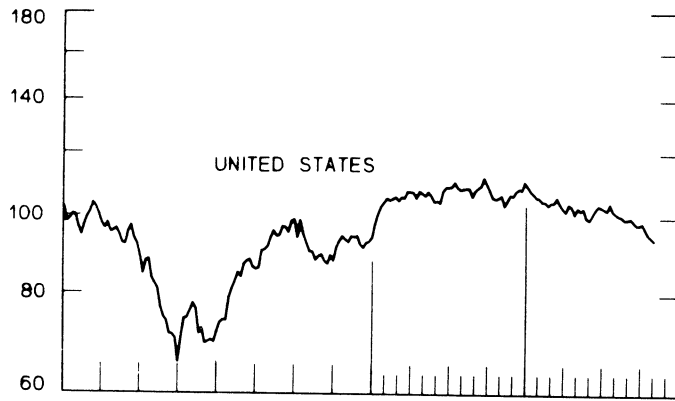
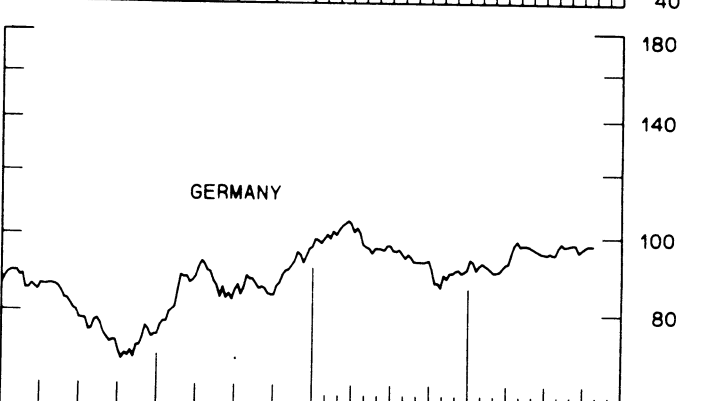
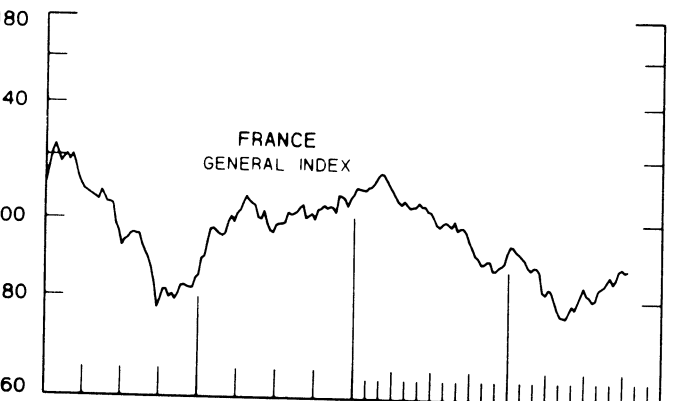
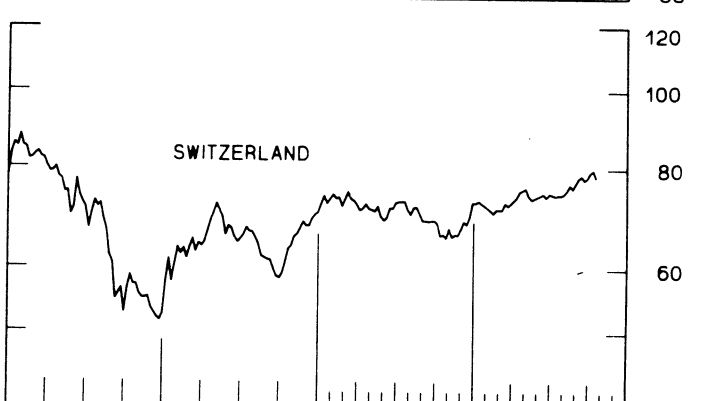
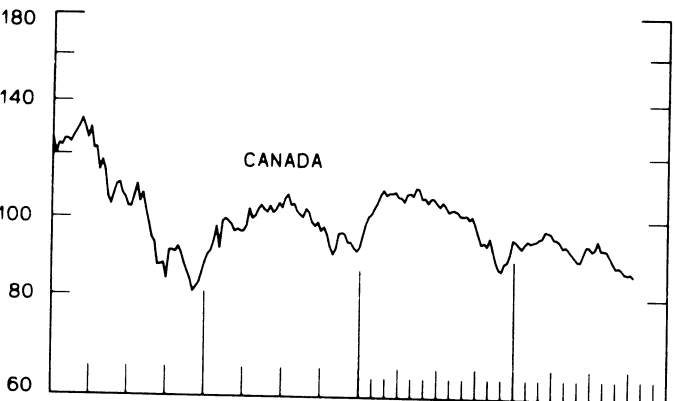
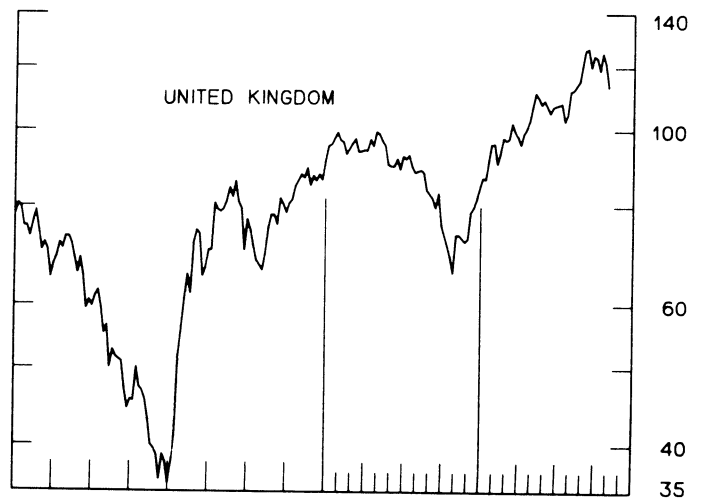


CHART 10
INDUSTRIAL STOCK INDEXES
 WEEKLY SERIES

RATIO SCALE
 1969=100



RATIO SCALE
 1969=100



1975

1977

1975

1977

LAST VALUE PLOTTED
DATE VALUE

SERIES NAME

CHART 1. SPOT EXCHANGE RATES

U.S. DOLLAR, WEIGHTED AVERAGE	NOV. 9	87.70
JAPANESE YEN	NOV. 9	145.08
GERMAN MARK	NOV. 9	162.21
DUTCH GUILDER	NOV. 9	148.83
U.K. POUND	NOV. 9	75.27
CANADIAN DOLLAR	NOV. 9	97.43
FRENCH FRANC	NOV. 9	114.36
SWISS FRANC	NOV. 9	196.90
BELGIAN FRANC	NOV. 9	141.45
ITALIAN LIRA	NOV. 9	71.12

CHART 2. 3-MONTH FORWARD EXCHANGE RATES

CANADIAN DOLLAR	NOV. 9	-0.47
U.K. POUND	NOV. 9	1.80
GERMAN MARK	NOV. 9	3.27
FRENCH FRANC	NOV. 9	-4.02
SWISS FRANC	NOV. 9	5.21
DUTCH GUILDER	NOV. 9	1.83
JAPANESE YEN	NOV. 9	3.14

CHART 3. GOLD PRICE IN LONDON

U.S. DOLLAR PER FINE OUNCE	NOV. 9	164.10
----------------------------	--------	--------

CHART 4. CALL MONEY RATES

U.S. FEDERAL FUNDS	NOV. 9	6.58
OVERNIGHT EURO-DOLLAR DEPOSITS	NOV. 9	6.80
U.K. 2-DAY LOCAL AUTHORITY DEPOSITS	NOV. 4	3.75
CANADA	NOV. 4	7.25
GERMANY	NOV. 4	3.95
EURO-DM	NOV. 4	3.84
JAPAN	NOV. 4	4.63
FRANCE	NOV. 4	8.75
NETHERLANDS	OCT. 28	3.76
EURO-SWISS FRANC	NOV. 4	0.52

CHART 5. 3-MONTH INTEREST RATES

U.S. CD'S (60-89 DAYS)	NOV. 9	6.60
GERMAN INTERBANK LOAN	NOV. 9	4.09
JAPANESE BANK LOANS & DISCOUNTS	NOV. 9	5.25
EURO-DOLLAR DEPOSIT	NOV. 9	7.23
CANADIAN FINANCE COMPANY PAPER	NOV. 9	7.38
INTERBANK STERLING	NOV. 9	4.83
SWISS INTERBANK LOAN	NOV. 9	2.02

SERIES NAME

LAST VALUE PLOTTED
DATE VALUE

CHART 6. EURO-DOLLAR DEPOSIT RATES: LONDON

OVERNIGHT	NOV. 9	6.80
7-DAY	NOV. 9	5.98
1-MONTH	NOV. 9	6.79
3-MONTH	NOV. 9	7.23
6-MONTH	NOV. 9	7.44
1-YEAR	NOV. 9	7.56

CHART 7. SELECTED EURO-DOLLAR AND U.S. MONEY MARKET RATES

OVERNIGHT EURO-DOLLAR DEPOSITS	NOV. 9	6.80
U.S. FEDERAL FUNDS	NOV. 9	6.58
DIFFERENTIAL ADJ. FOR RESERVE REQUIREMENTS	NOV. 9	0.50
3-MONTH EURO-DOLLAR DEPOSIT RATE	NOV. 9	7.23
U.S. CD'S (60-89 DAYS)	NOV. 9	6.60
DIFFERENTIAL ADJ. FOR RESERVE REQUIREMENTS	NOV. 9	0.51

CHART 8. INTEREST ARBITRAGE, 3-MONTH FUNDS

EURO-DOLLAR DEPOSIT	NOV. 9	7.23
INTERBANK STERLING (LONDON), COVERED	NOV. 9	6.63
DIFFERENTIAL	NOV. 9	0.60
U.S. COMMERCIAL PAPER	NOV. 9	6.57
CANADIAN FINANCE CO. PAPER, COVERED	NOV. 9	6.90
DIFFERENTIAL	NOV. 9	-0.33
EURO-DOLLAR DEPOSIT	NOV. 9	7.23
INTERBANK DM (FRANKFURT), COVERED	NOV. 9	7.36
DIFFERENTIAL	NOV. 9	-0.13
EURO-DOLLAR DEPOSIT	NOV. 9	7.23
SWISS INTERBANK, COVERED	NOV. 9	7.23
DIFFERENTIAL	NOV. 9	-0.01

SERIES NAME

LAST VALUE PLOTTED
DATE VALUE

CHART 9. LONG TERM GOVERNMENT BOND YIELDS

UNITED STATES	NOV. 4	7.65
GERMANY	OCT. 28	5.71
JAPAN (MONTHLY)	OCT.	6.72
SWITZERLAND	OCT. 28	3.85
CANADA	NOV. 4	8.72
FRANCE	OCT. 21	10.75
NETHERLANDS	OCT. 28	7.12
UNITED KINGDOM	NOV. 4	10.08

U.S. CORPORATE

AAA BONDS	SEPT.	7.92
EURO-DM BONDS	SEPT.	6.56
EURO-DOLLAR BONDS	SEPT.	7.52

CHART 10. INDUSTRIAL STOCK INDEXES

UNITED STATES	NOV. 4	93.91
JAPAN	OCT. 14	251.91
CANADA	OCT. 14	85.61
FRANCE	OCT. 14	87.70
UNITED KINGDOM	NOV. 4	113.44
SWITZERLAND	OCT. 21	78.17
GERMANY	OCT. 28	97.66



FEDERAL RESERVE statistical release

H. 10

NOVEMBER 15, 1977

FOREIGN EXCHANGE RATES

FOR THE WEEK ENDING NOVEMBER 11, 1977

The Board of Governors of the Federal Reserve System is advised that the Federal Reserve Bank of New York has certified for customs purposes the following noon buying rate in New York City for cable transfers payable in foreign currencies:

COUNTRY	MONETARY UNIT	(RATE U.S. CENTS)				
		NOV. 7	NOV. 8	NOV. 9	NOV. 10	NOV. 11
AUSTRALIA	DOLLAR	112.5000		112.6500	112.5800	
AUSTRIA	SCHILLING	6.22250		6.22500	6.24250	
BELGIUM	FRANC	2.82600		2.81700	2.81900	
CANADA	DOLLAR	90.2000	H	89.8000	90.1400	H
DENMARK	KRONE	16.3650		16.3500	16.3200	
FINLAND	MARKKA	24.0500		24.0900	23.9800	
FRANCE	FRANC	20.5400	D	20.4950	20.5200	D
GERMANY	D. MARK	44.2250		44.2500	44.5300	
INDIA	RUPEE	11.5000		11.5000	11.5000	
IRELAND	POUND	180.3300	L	180.9000	181.9500	L
ITALY	LIRA	0.11380		0.11374	0.11375	
JAPAN	YEN	0.40210		0.40470	0.40620	
MALAYSIA	DOLLAR	41.6500	I	41.6800	41.7000	I
MEXICO	PESO	4.4100		4.4100	4.4100	
NETHERLANDS	GUILDER	40.9400		40.9800	41.2600	
NEW ZEALAND	DOLLAR	98.8500	D	99.7000	99.3000	D
NORWAY	KRONE	18.2300		18.1800	18.2000	
PORTUGAL	ESCUDO	2.4575		2.4575	2.4575	
SOUTH AFRICA	RAND	114.9000	A	114.9000	115.0500	A
SPAIN	PESATA	1.2038		1.2024	1.2031	
SI LANKA	RUPEE	11.6300		11.6300	11.6300	
SWEDEN	KRUNA	20.8150	Y	20.8200	20.8500	Y
SWITZERLAND	FRANC	44.9600		44.9800	45.2200	
UNITED KINGDOM	POUND	180.3300		180.9000	181.9500	