
Selected Interest & Exchange Rates

Weekly Series of Charts

OCTOBER 31, 1977

Prepared by the
FINANCIAL MARKETS
SECTION

DIVISION OF
INTERNATIONAL FINANCE

BOARD OF GOVERNORS
FEDERAL RESERVE SYSTEM
Washington, D.C. 20551

Table of Contents

TABLES

1. LATEST FIGURES PLOTTED
2. DAILY CERTIFIED SPOT EXCHANGE RATES--
H.10 RELEASE

CHARTS

1. SPOT EXCHANGE RATE INDEXES
2. 3-MONTH FORWARD EXCHANGE RATES
3. GOLD PRICE--LONDON
4. CALL MONEY RATES
5. 3-MONTH INTEREST RATES
6. EURO-DOLLAR DEPOSIT RATES
7. SELECTED EURO-DOLLAR AND U.S. MONEY MARKET RATES
8. INTEREST ARBITRAGE: 3-MONTH FUNDS
9. LONG-TERM GOVERNMENT BOND YIELDS
10. INDUSTRIAL STOCK INDEXES

SUBSCRIPTION RATES:

Weekly \$15.00 per year or \$.40 each in the United States, its possessions, Canada, and Mexico; 10 or more of the same issue to one address, \$13.50 per year or \$.35 each. Elsewhere, \$20.00 per year or \$.50 each. Address requests to Publications Services, Division of Administrative Services, and make payment remittance payable to the order of the Board of Governors of the Federal Reserve System in a form collectible at par in U.S. Currency.

SPOT EXCHANGE RATES

DOLLAR PRICES OF FOREIGN CURRENCIES AND WEIGHTED AVERAGE VALUES (THIN LINE)
AVERAGES FOR WEEK ENDING WEDNESDAY

RATIO SCALE
MAY 1970 PARITY=100

RATIO SCALE
MAY 1970 PARITY=100

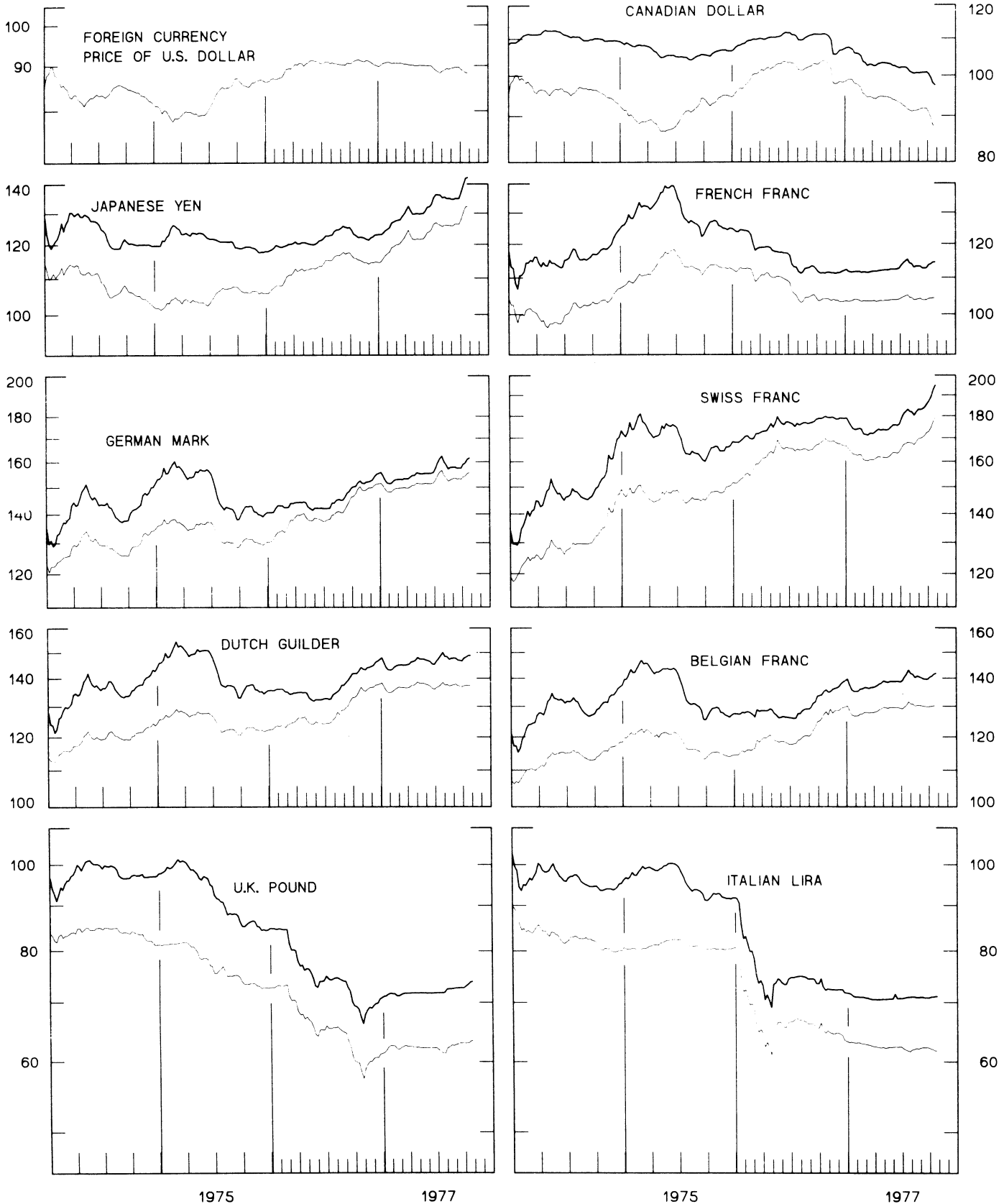


CHART 2
3-MONTH FORWARD EXCHANGE RATES

PREMIUM (+) OR (-)
 AVERAGES FOR WEEK ENDING WEDNESDAY

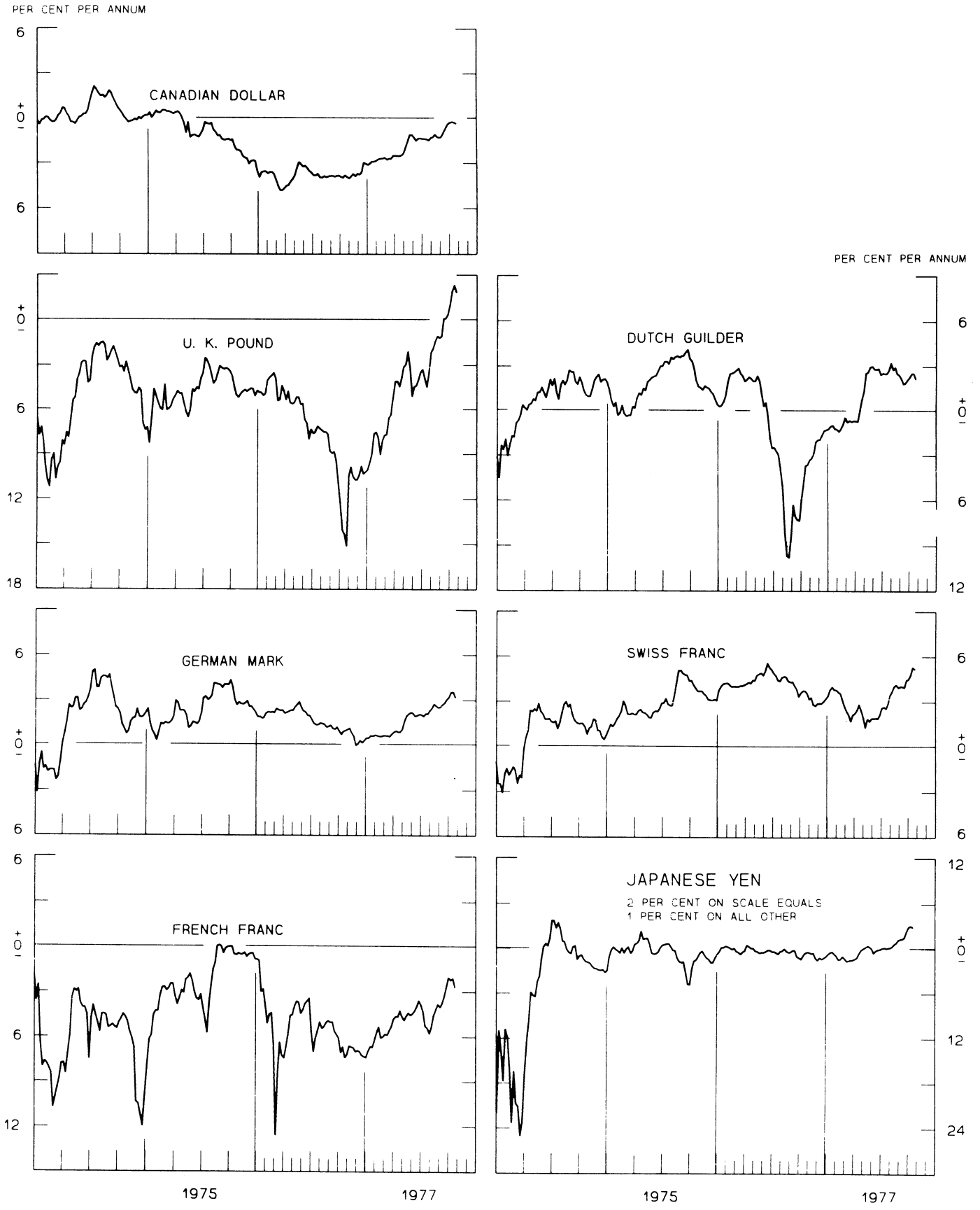


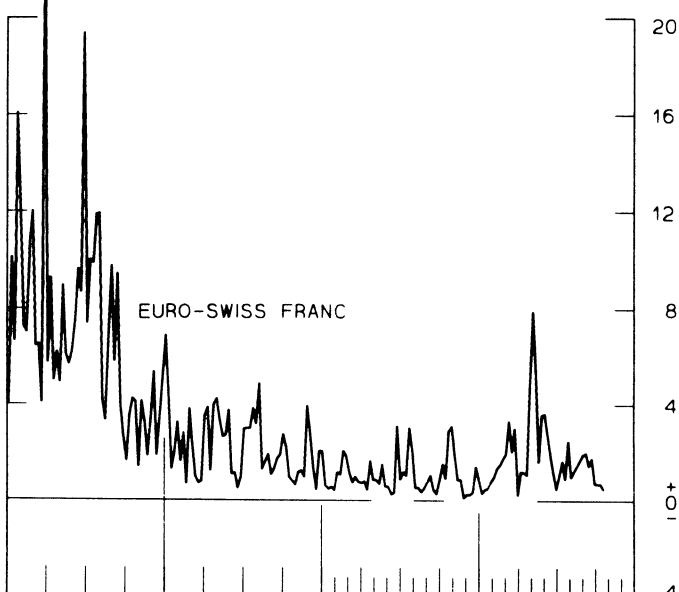
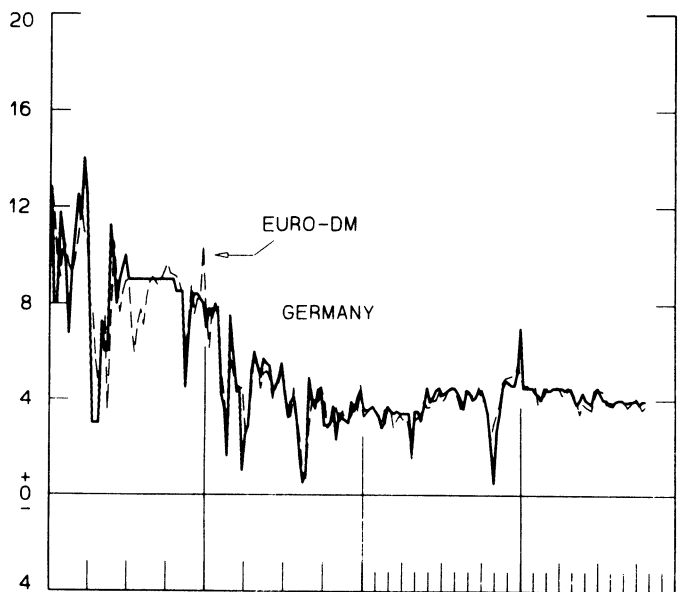
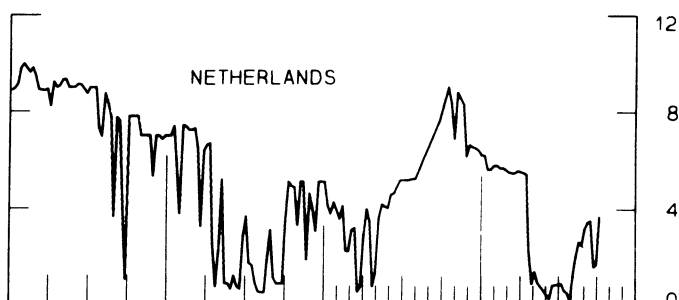
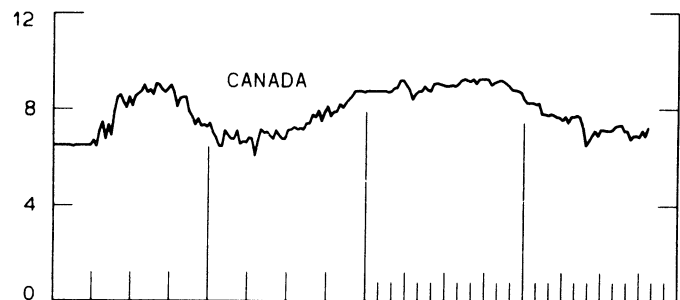
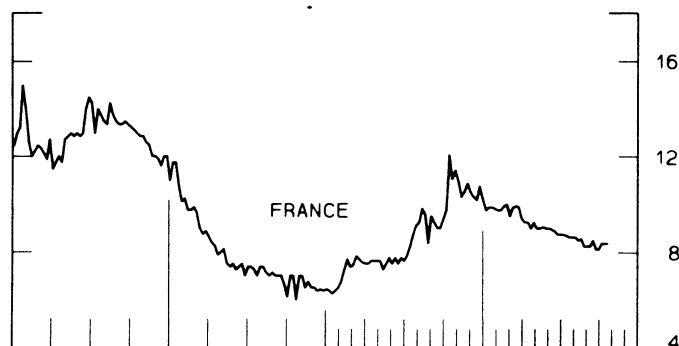
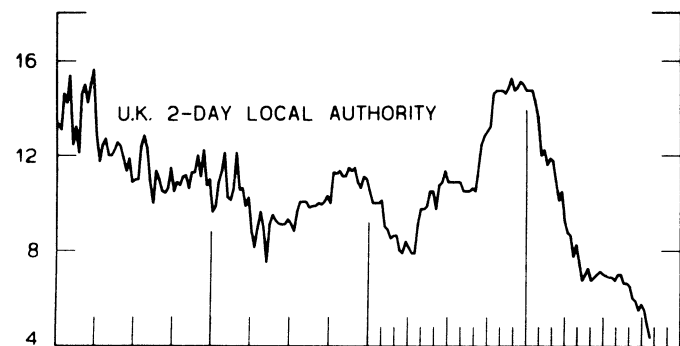
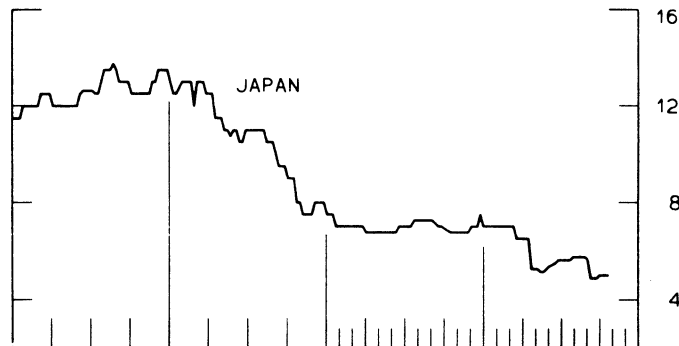
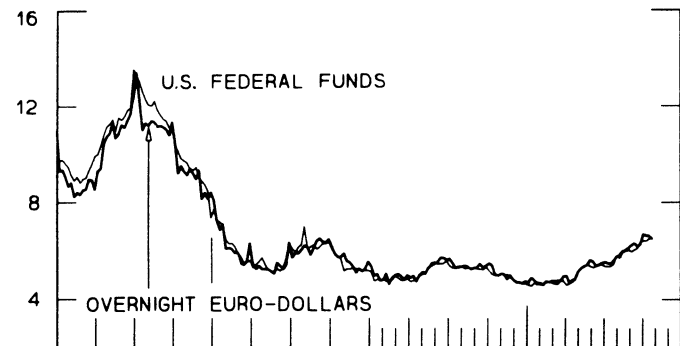
CHART 3
PRICE OF GOLD IN LONDON
AVERAGES FOR WEEK ENDING WEDNESDAY



CHART 4
CALL MONEY RATES
 WEEKLY SERIES

PER CENT PER ANNUM

PER CENT PER ANNUM



1975

1977

1975

1977

CHART 5
3-MONTH INTEREST RATES
WEEKLY SERIES

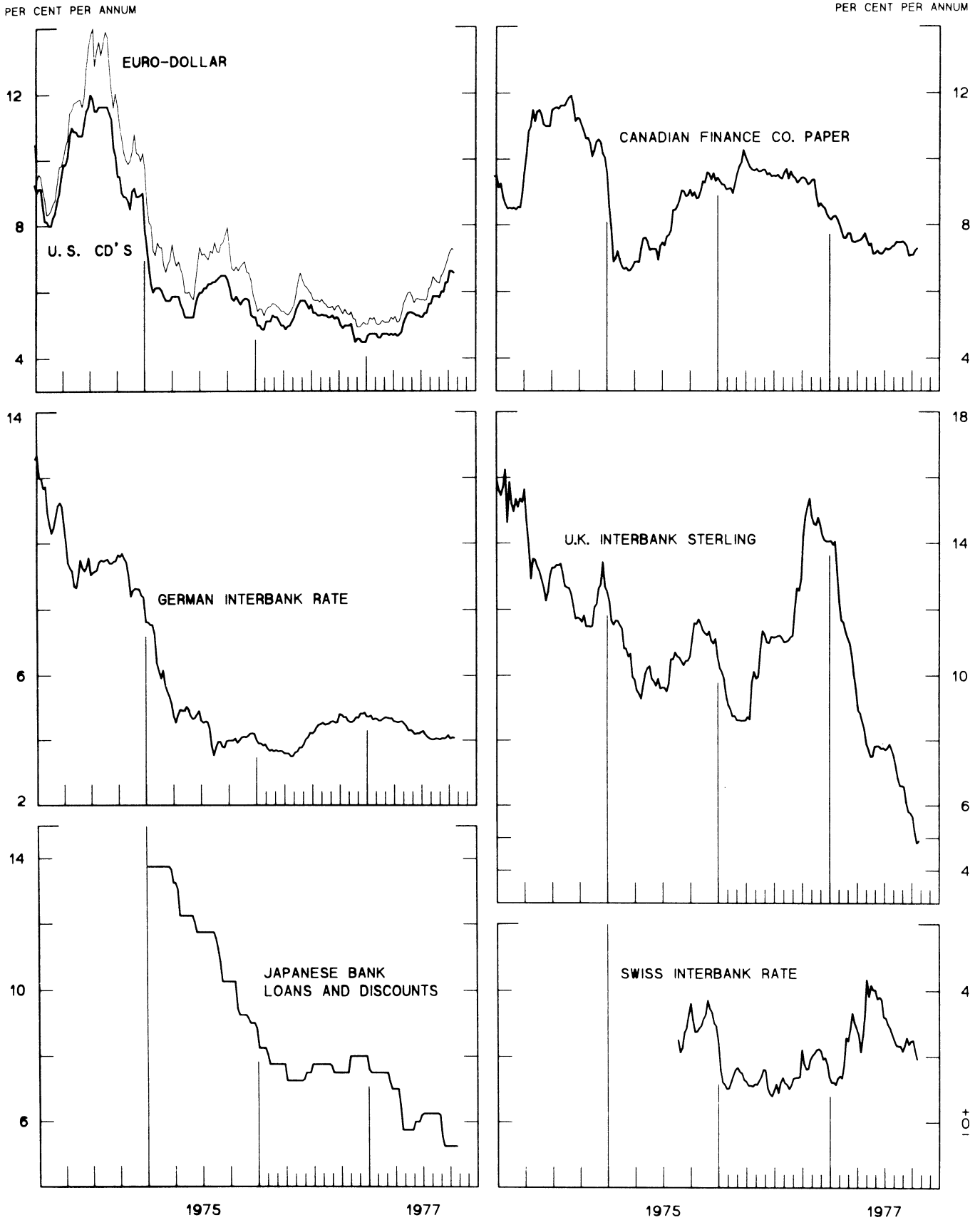
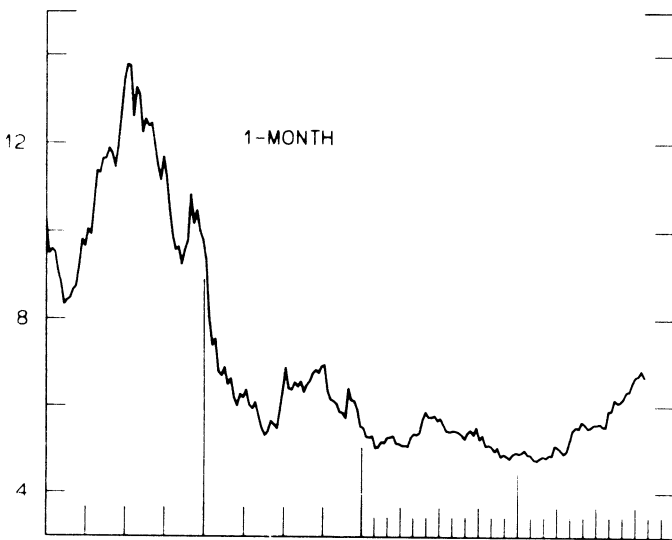


CHART 6
EURO-DOLLAR DEPOSIT RATES LONDON
AVERAGES FOR WEEK ENDING WEDNESDAY

PER CENT PER ANNUM

PER CENT PER ANNUM



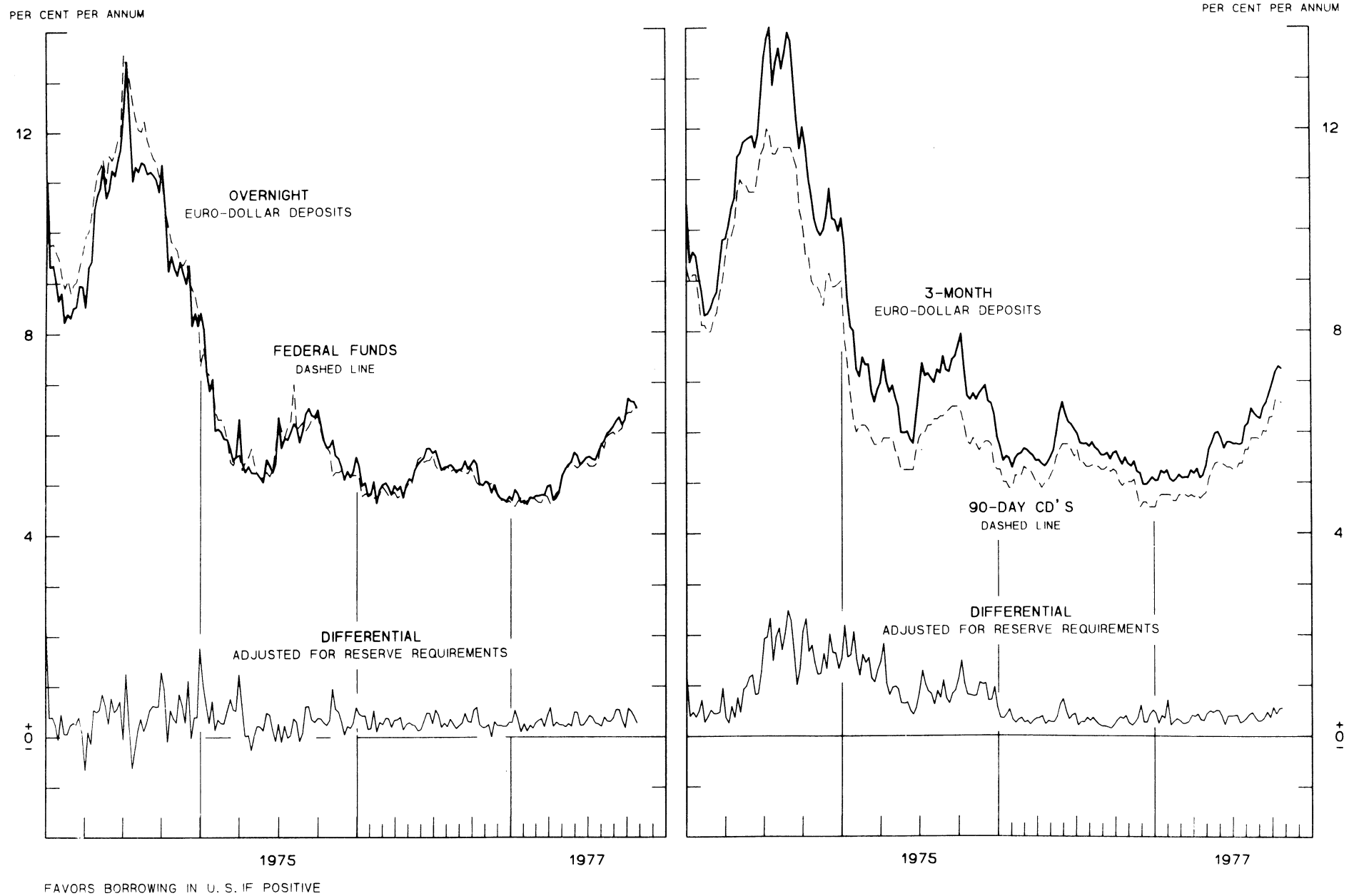
1975

1977

1975

1977

CHART 7
SELECTED EURO-DOLLAR AND U. S. MONEY MARKET RATES
 AVERAGES FOR WEEK ENDING WEDNESDAY

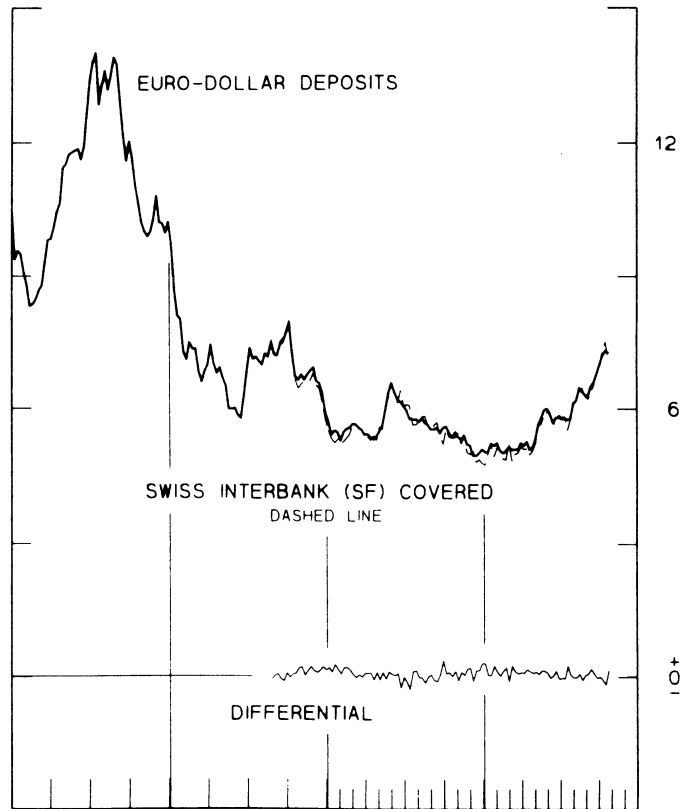
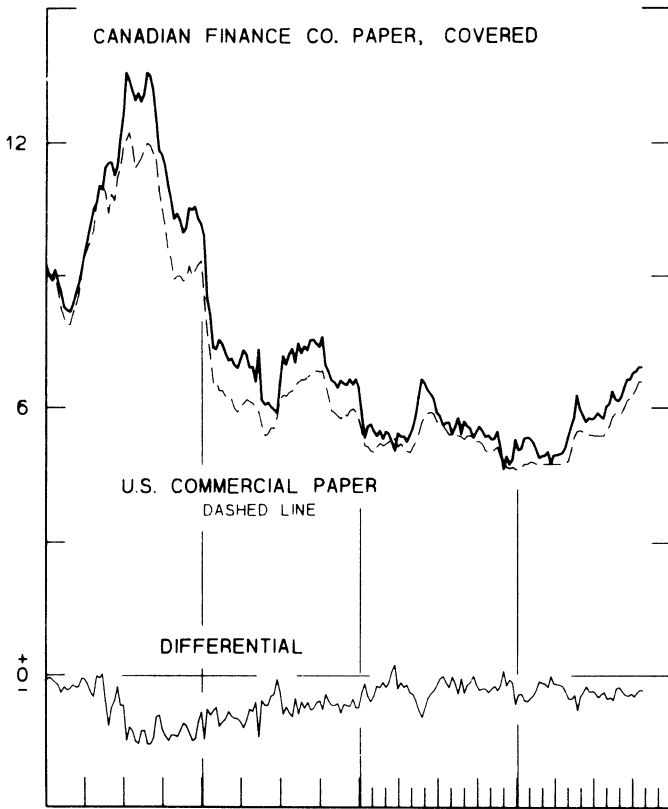
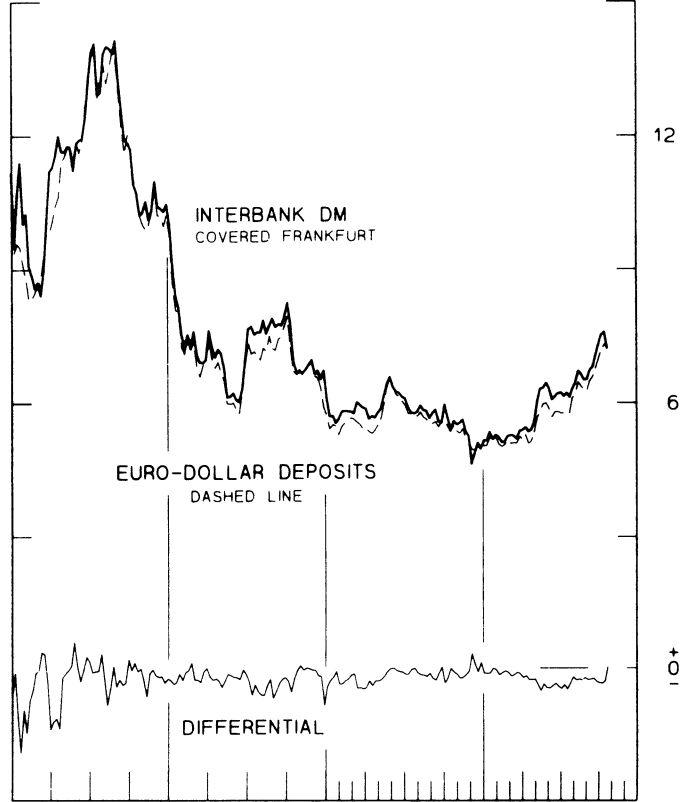
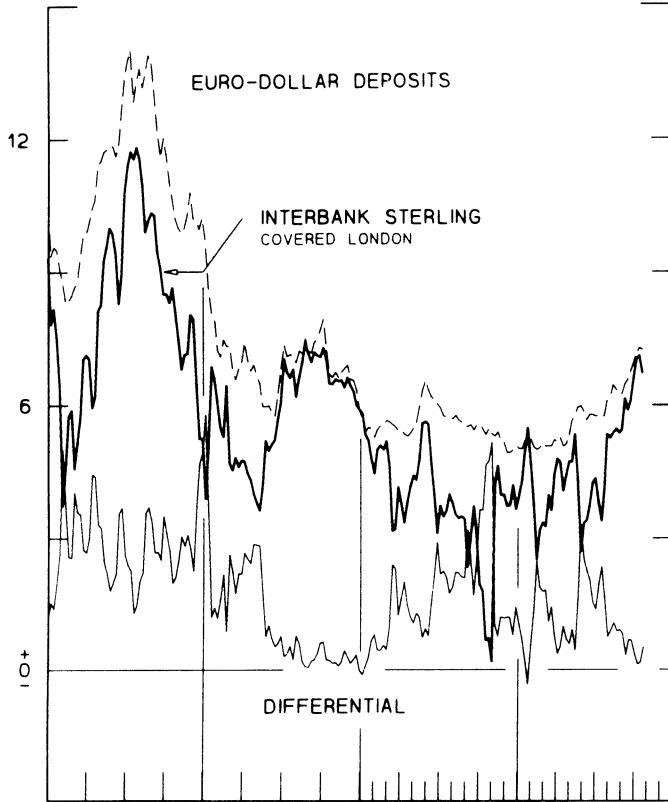


INTEREST ARBITRAGE: 3-MONTH FUNDS

DIFFERENTIAL: PLUS(+), INDICATES FAVOR DOLLAR ASSETS
AVERAGES FOR WEEK ENDING WEDNESDAY

PER CENT PER ANNUM

PER CENT PER ANNUM



1975

1977

1975

1977

CHART 9
LONG-TERM GOVERNMENT BOND YIELDS
 WEEKLY SERIES

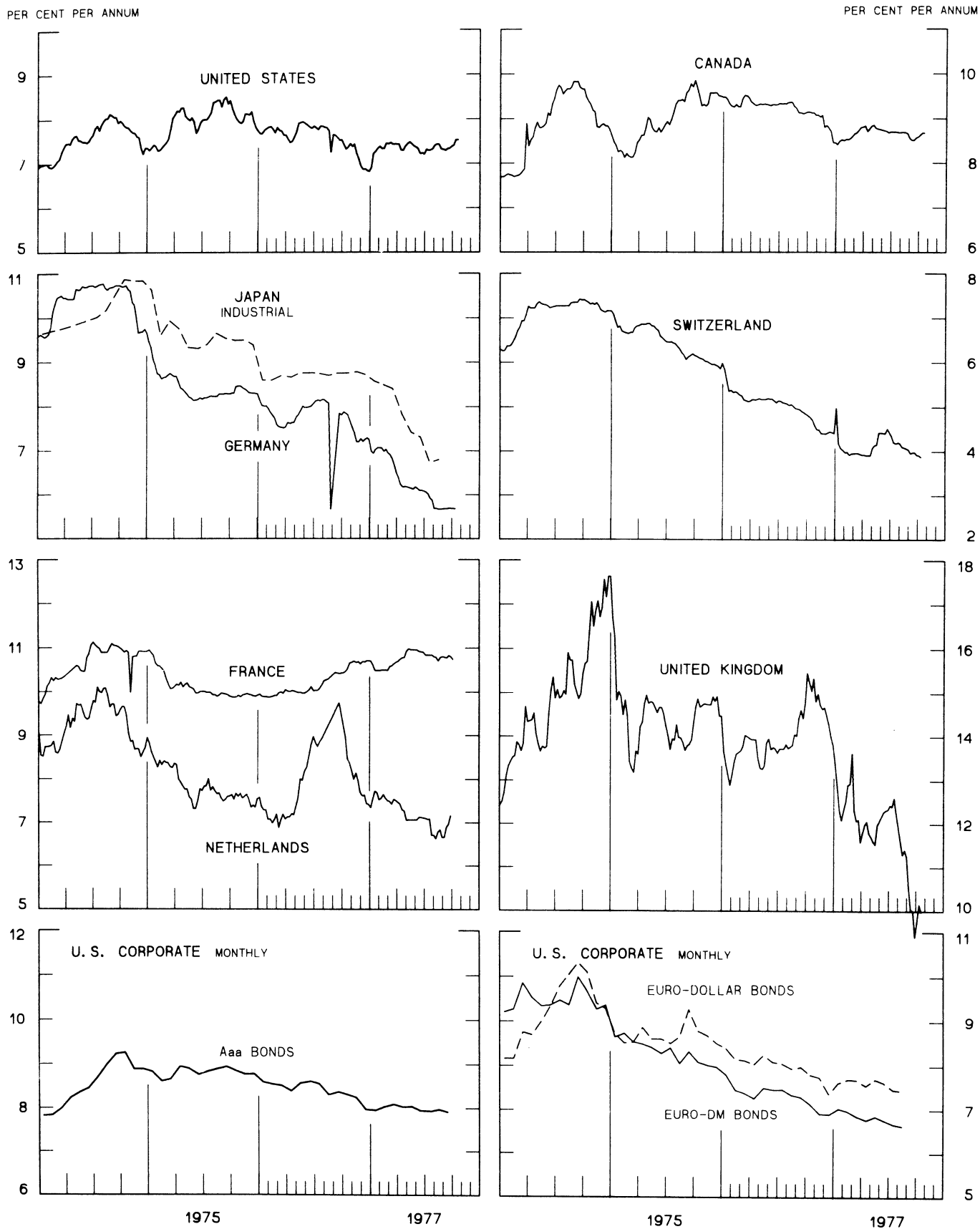
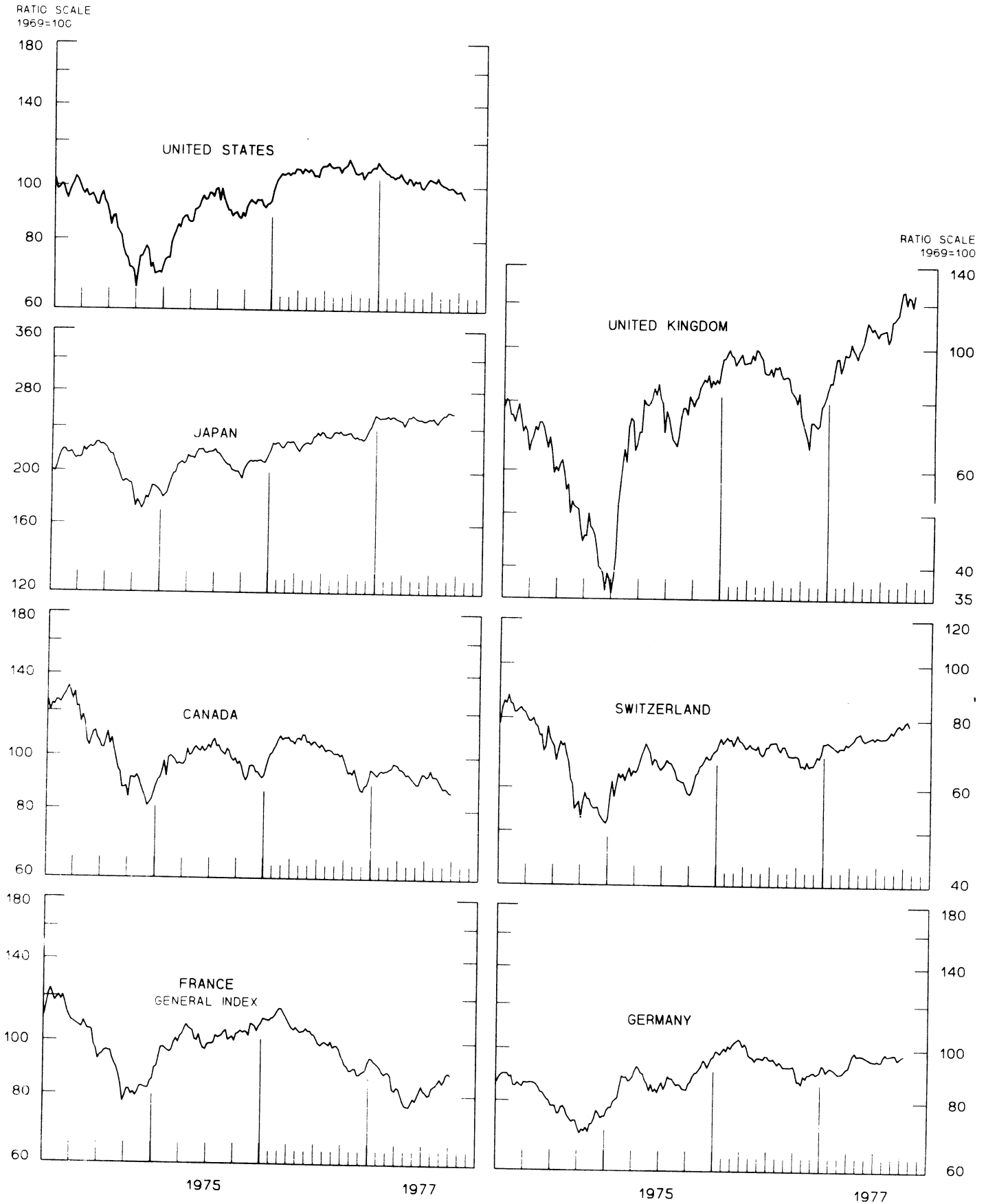


CHART 1G
INDUSTRIAL STOCK INDEXES
 WEEKLY SERIES



SERIES NAME	LAST VALUE PLOTTED	
	DATE	VALUE
CHART 1. SPOT EXCHANGE RATES		
U.S. DOLLAR, WEIGHTED AVERAGE	OCT. 26	88.25
JAPANESE YEN	OCT. 26	142.36
GERMAN MARK	OCT. 26	161.48
DUTCH GUILDER	OCT. 26	148.80
U.K. POUND	OCT. 26	73.91
CANADIAN DOLLAR	OCT. 26	97.45
FRENCH FRANC	OCT. 26	114.47
SWISS FRANC	OCT. 26	194.79
BELGIAN FRANC	OCT. 26	141.57
ITALIAN LIRA	OCT. 26	70.99
CHART 2. 3-MONTH FORWARD EXCHANGE RATES		
CANADIAN DOLLAR	OCT. 26	-0.38
U.K. POUND	OCT. 26	1.81
GERMAN MARK	OCT. 26	3.14
FRENCH FRANC	OCT. 26	-2.74
SWISS FRANC	OCT. 26	5.19
DUTCH GUILDER	OCT. 26	2.17
JAPANESE YEN	OCT. 26	2.82
CHART 3. GOLD PRICE IN LONDON		
U.S. DOLLAR PER FINE OUNCE	OCT. 26	162.06
CHART 4. CALL MONEY RATES		
U.S. FEDERAL FUNDS	OCT. 26	6.50
OVERNIGHT EURO-DOLLAR DEPOSITS	OCT. 26	6.50
U.K. 2-DAY LOCAL AUTHORITY DEPOSITS	OCT. 21	4.38
CANADA	OCT. 21	7.23
GERMANY	OCT. 21	3.95
EURG-DM	OCT. 21	3.71
JAPAN	OCT. 21	5.00
FRANCE	OCT. 21	8.38
NETHERLANDS	OCT. 7	3.69
EURO-SWISS FRANC	OCT. 21	0.50
CHART 5. 3-MONTH INTEREST RATES		
U.S. CD'S (60-89 DAYS)	OCT. 26	6.57
GERMAN INTERBANK LOAN	OCT. 26	4.08
JAPANESE BANK LOANS & DISCOUNTS	OCT. 26	5.25
EURO-DOLLAR DEPOSIT	OCT. 26	7.25
CANADIAN FINANCE COMPANY PAPER	OCT. 26	7.30
INTERBANK STERLING	OCT. 26	4.93
SWISS INTERBANK LOAN	OCT. 26	1.92

SERIES NAME

LAST VALUE PLOTTED
DATE VALUE

CHART 6. EURO-DOLLAR DEPOSIT RATES: LONDON

OVERNIGHT	OCT. 26	6.50
7-DAY	OCT. 26	6.44
1-MONTH	OCT. 26	6.66
3-MONTH	OCT. 26	7.25
6-MONTH	OCT. 26	7.38
1-YEAR	OCT. 26	7.51

CHART 7. SELECTED EURO-DOLLAR AND U.S. MONEY MARKET RATES

OVERNIGHT EURO-DOLLAR DEPOSITS	OCT. 26	6.50
U.S. FEDERAL FUNDS	OCT. 26	6.50
DIFFERENTIAL ADJ. FOR RESERVE REQUIREMENTS	OCT. 26	0.27
3-MONTH EURO-DOLLAR DEPOSIT RATE	OCT. 26	7.25
U.S. CD'S (60-89 DAYS)	OCT. 26	6.57
DIFFERENTIAL ADJ. FOR RESERVE REQUIREMENTS	OCT. 26	0.56

CHART 8. INTEREST ARBITRAGE, 3-MONTH FUNDS

EURO-DOLLAR DEPOSIT	OCT. 26	7.25
INTERBANK STERLING (LONDON), COVERED	OCT. 26	6.73
DIFFERENTIAL	OCT. 26	0.52
U.S. COMMERCIAL PAPER	OCT. 26	6.57
CANADIAN FINANCE CO. PAPER, COVERED	OCT. 26	6.92
DIFFERENTIAL	OCT. 26	-0.35
EURO-DOLLAR DEPOSIT	OCT. 26	7.25
INTERBANK DM (FRANKFURT), COVERED	OCT. 26	7.22
DIFFERENTIAL	OCT. 26	0.03
EURO-DOLLAR DEPOSIT	OCT. 26	7.25
SWISS INTERBANK, COVERED	OCT. 26	7.11
DIFFERENTIAL	OCT. 26	0.14

SERIES NAME

LAST VALUE PLOTTED
DATE VALUE

CHART 9. LONG TERM GOVERNMENT BOND YIELDS

UNITED STATES	OCT. 21	7.55
GERMANY	OCT. 14	5.69
JAPAN (MONTHLY)	AUG.	6.82
SWITZERLAND	OCT. 14	3.89
CANADA	OCT. 21	8.69
FRANCE	OCT. 7	10.75
NETHERLANDS	OCT. 7	7.21
UNITED KINGDOM	OCT. 21	10.00

U.S. CORPGRATE

AAA BONDS	SEPT.	7.92
EURO-DM BONDS	AUG.	6.65
EURO-DOLLAR BONDS	AUG.	7.46

CHART 10. INDUSTRIAL STOCK INDEXES

UNITED STATES	OCT. 21	95.40
JAPAN	SEPT. 23	255.78
CANADA	SEPT. 30	86.18
FRANCE	OCT. 7	87.36
UNITED KINGDOM	OCT. 21	125.01
SWITZERLAND	OCT. 21	78.17
GERMANY	OCT. 14	97.67



FEDERAL RESERVE statistical release

H. 10

OCTOBER 28, 1977

FOREIGN EXCHANGE RATES

FOR THE WEEK ENDING OCTOBER 28, 1977

The Board of Governors of the Federal Reserve System is advised that the Federal Reserve Bank of New York has certified for customs purposes the following noon buying rate in New York City for cable transfers payable in foreign currencies:

COUNTRY	MONETARY UNIT	(RATE U.S. CENTS)				
		OCT. 24	OCT. 25	OCT. 26	OCT. 27	OCT. 28
AUSTRALIA	DOLLAR	112.3500	112.2000	112.2000	112.4200	112.1500
AUSTRIA	SCHILLING	6.20000	6.20000	6.20250	6.20000	6.19250
BELGIUM	FRANC	2.83350	2.83500	2.83500	2.83150	2.83450
CANADA	DOLLAR	90.1000	89.8500	89.9200	90.0700	90.7000
DENMARK	KRONE	16.4400	16.3400	16.3800	16.3800	16.3500
FINLAND	MARKKA	24.1400	24.1100	24.0900	24.0950	24.0000
FRANCE	FRANC	20.6650	20.6200	20.6250	20.6100	20.6500
GERMANY	D. MARK	44.2300	44.1900	44.1900	44.0800	44.1950
INDIA	RUPEE	11.6500	11.6500	11.6500	11.6500	11.7000
IRELAND	POUND	177.4300	177.6600	177.8000	177.6700	177.7400
ITALY	LIRA	0.11362	0.11357	0.11365	0.11350	0.11362
JAPAN	YEN	0.39690	0.39630	0.39745	0.39950	0.39920
MALAYSIA	DOLLAR	41.2000	41.2700	41.3500	41.4000	41.4000
MEXICO	PESO	4.4150	4.4100	4.4100	4.4100	4.4075
NETHERLANDS	GUILDER	41.2000	41.1100	41.1500	41.1350	41.2250
NEW ZEALAND	DOLLAR	98.4000	98.5000	98.4500	98.6500	98.4000
NORWAY	KRONE	18.3000	18.2200	18.2400	18.2600	18.2900
PORTUGAL	ESCUDO	2.4675	2.4650	2.4575	2.4575	2.4500
SOUTH AFRICA	RAND	115.2000	115.0500	115.1500	115.1000	115.2000
SPAIN	PESATA	1.1947	1.1960	1.1960	1.1962	1.1963
SRI LANKA	RUPEE	11.6300	11.6300	11.6300	11.6300	11.6300
SWEDEN	KRONA	20.9000	20.8900	20.8800	20.8700	20.8900
SWITZERLAND	FRANC	44.8000	44.6700	44.7100	44.5900	44.6550
UNITED KINGDOM	POUND	177.4300	177.6600	177.8000	177.6700	177.7400