

LC

---

# Selected Interest & Exchange Rates

## Weekly Series of Charts

**OCTOBER 25, 1977**

**Prepared by the  
FINANCIAL MARKETS  
SECTION**

**DIVISION OF  
INTERNATIONAL FINANCE**

**BOARD OF GOVERNORS  
FEDERAL RESERVE SYSTEM  
Washington, D.C. 20551**

---

# Table of Contents

## **TABLES**

1. LATEST FIGURES PLOTTED
2. DAILY CERTIFIED SPOT EXCHANGE RATES--  
H.10 RELEASE

## **CHARTS**

1. SPOT EXCHANGE RATE INDEXES
2. 3-MONTH FORWARD EXCHANGE RATES
3. GOLD PRICE--LONDON
4. CALL MONEY RATES
5. 3-MONTH INTEREST RATES
6. EURO-DOLLAR DEPOSIT RATES
7. SELECTED EURO-DOLLAR AND  
U.S. MONEY MARKET RATES
8. INTEREST ARBITRAGE: 3-MONTH FUNDS
9. LONG-TERM GOVERNMENT BOND YIELDS
10. INDUSTRIAL STOCK INDEXES

## **SUBSCRIPTION RATES:**

Weekly \$15.00 per year or \$.40 each in the United States, its possessions, Canada, and Mexico; 10 or more of the same issue to one address, \$13.50 per year or \$.35 each. Elsewhere, \$20.00 per year or \$.50 each. Address requests to Publications Services, Division of Administrative Services, and make payment remittance payable to the order of the Board of Governors of the Federal Reserve System in a form collectible at par in U.S. Currency.

CHART 1

# SPOT EXCHANGE RATES

DOLLAR PRICES OF FOREIGN CURRENCIES AND WEIGHTED AVERAGE VALUES (THIN LINE)  
AVERAGES FOR WEEK ENDING WEDNESDAY

RATIO SCALE  
MAY 1970 PARITY=100

RATIO SCALE  
MAY 1970 PARITY=100

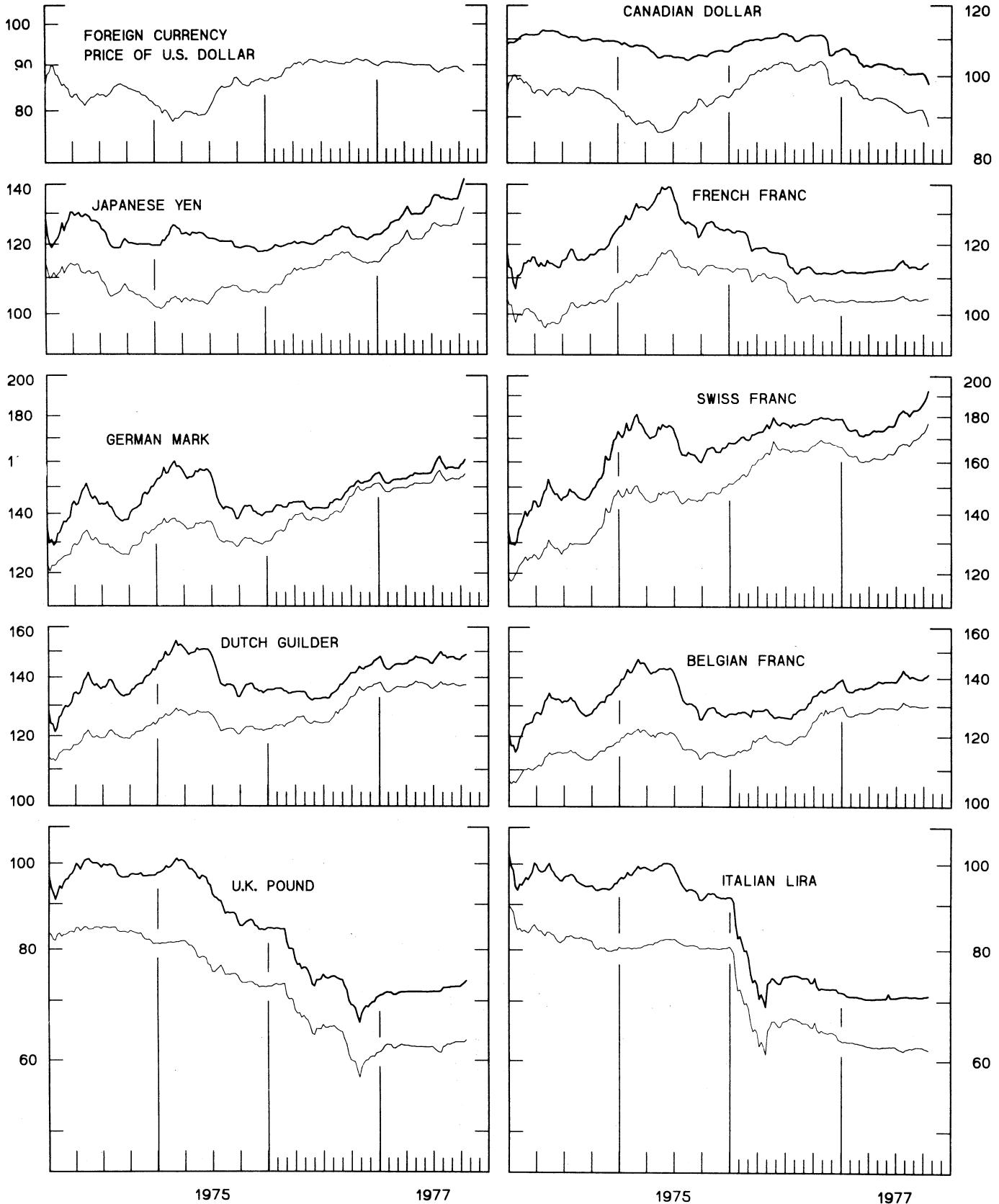
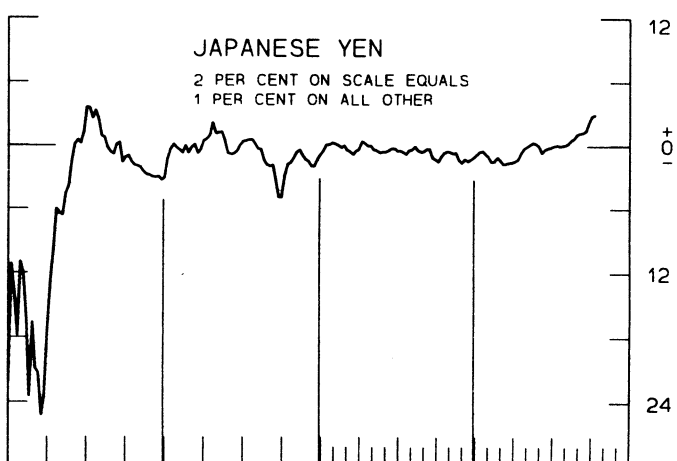
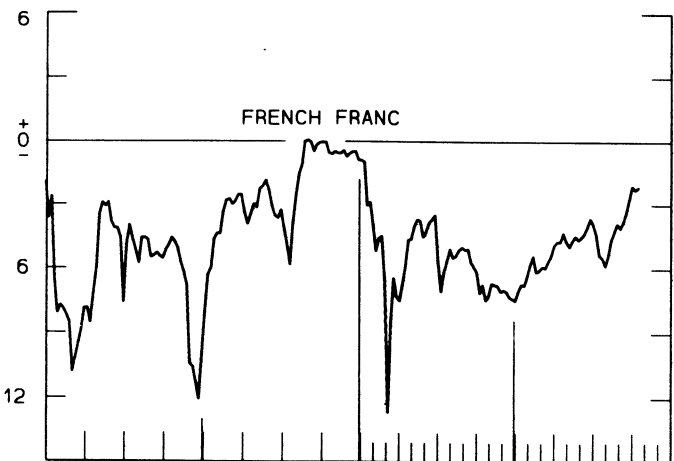
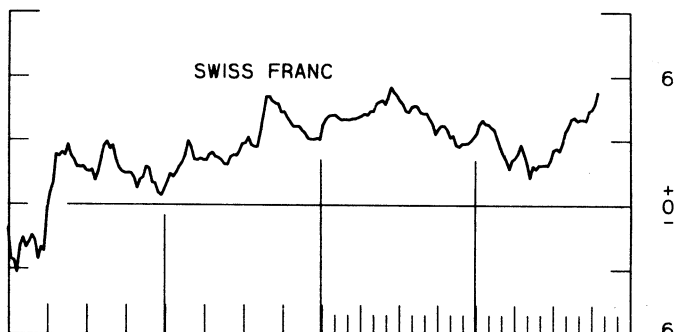
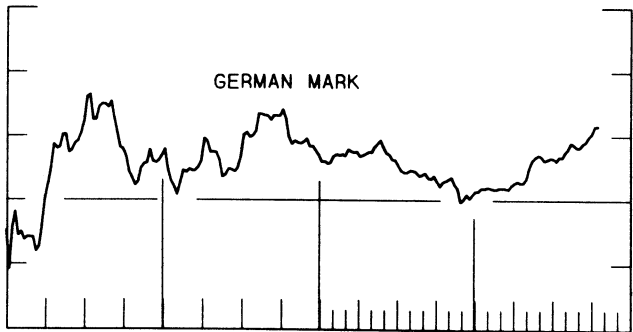
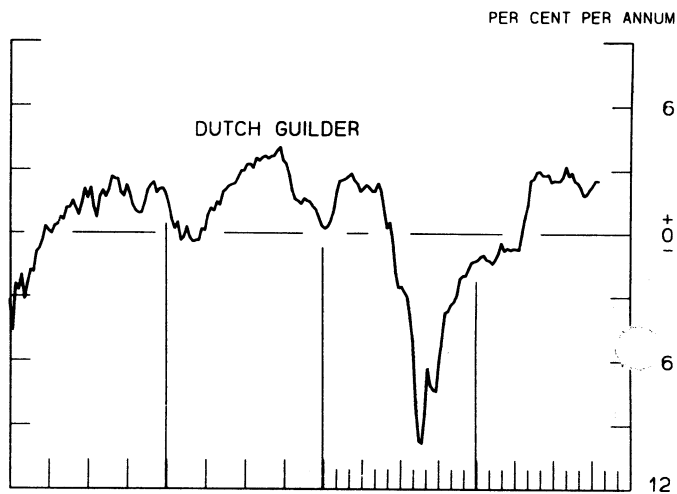
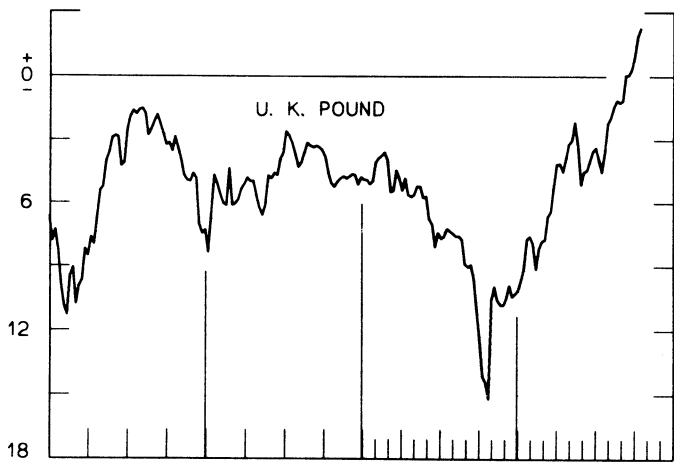
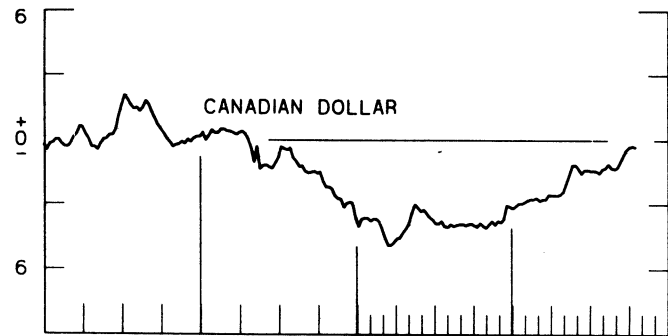


CHART 2  
**3-MONTH FORWARD EXCHANGE RATES**

PREMIUM (+) OR (-)  
 AVERAGES FOR WEEK ENDING WEDNESDAY

PER CENT PER ANNUM



1975

1977

1975

1977

CHART 3  
PRICE OF GOLD IN LONDON  
AVERAGES FOR WEEK ENDING WEDNESDAY

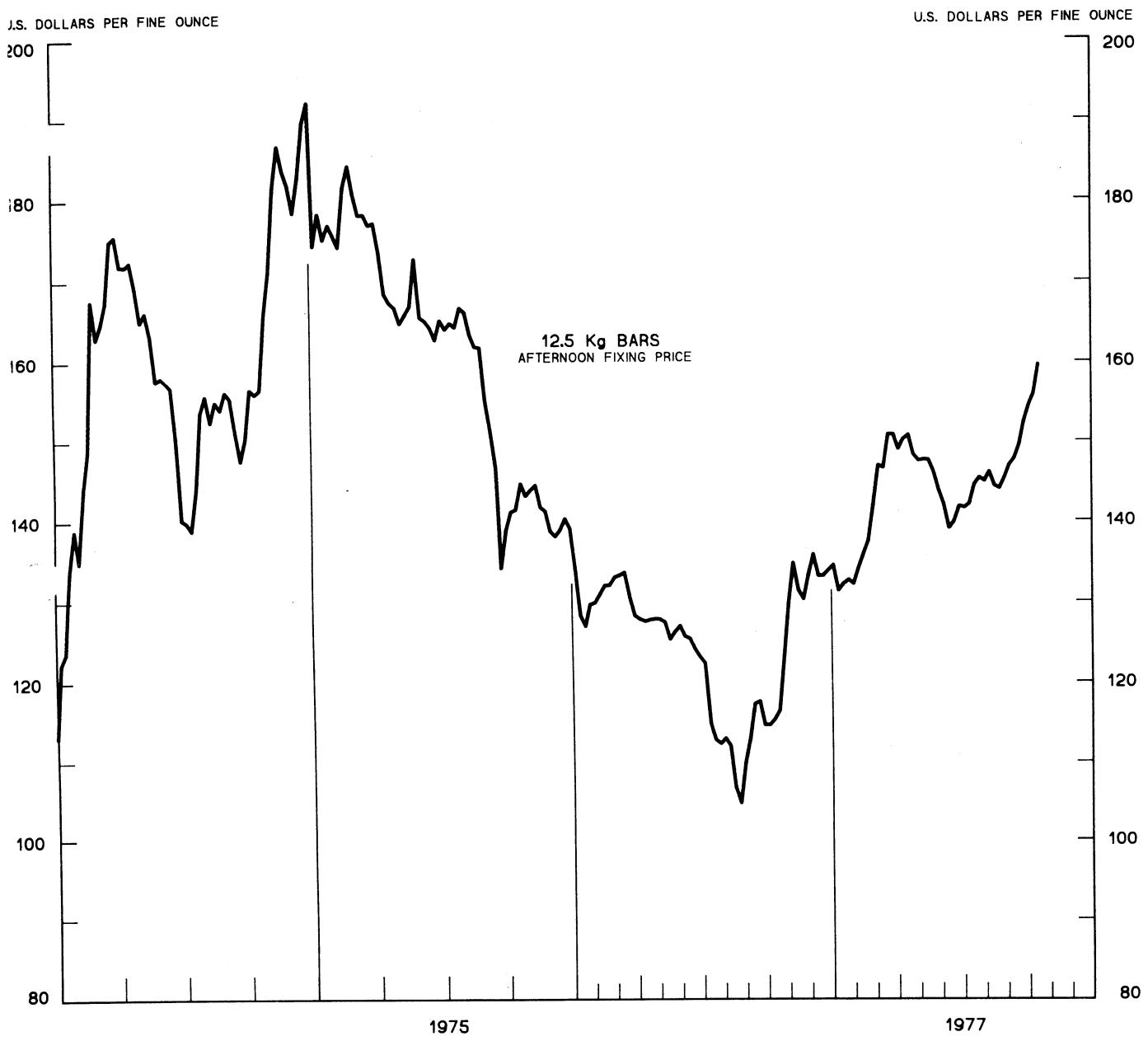


CHART 4  
**CALL MONEY RATES**  
 WEEKLY SERIES

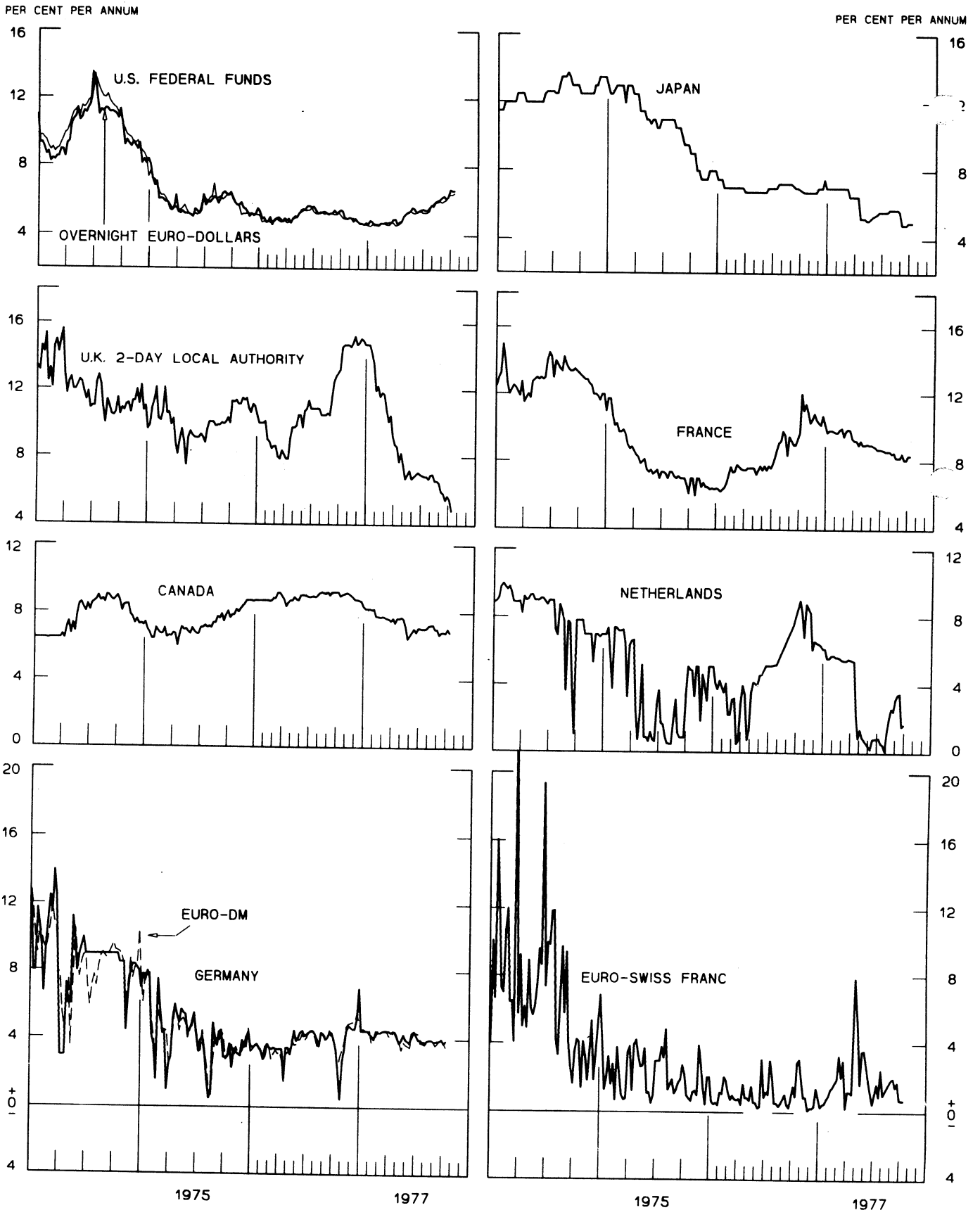


CHART 5  
**3-MONTH INTEREST RATES**  
 WEEKLY SERIES

PER CENT PER ANNUM

PER CENT PER ANNUM

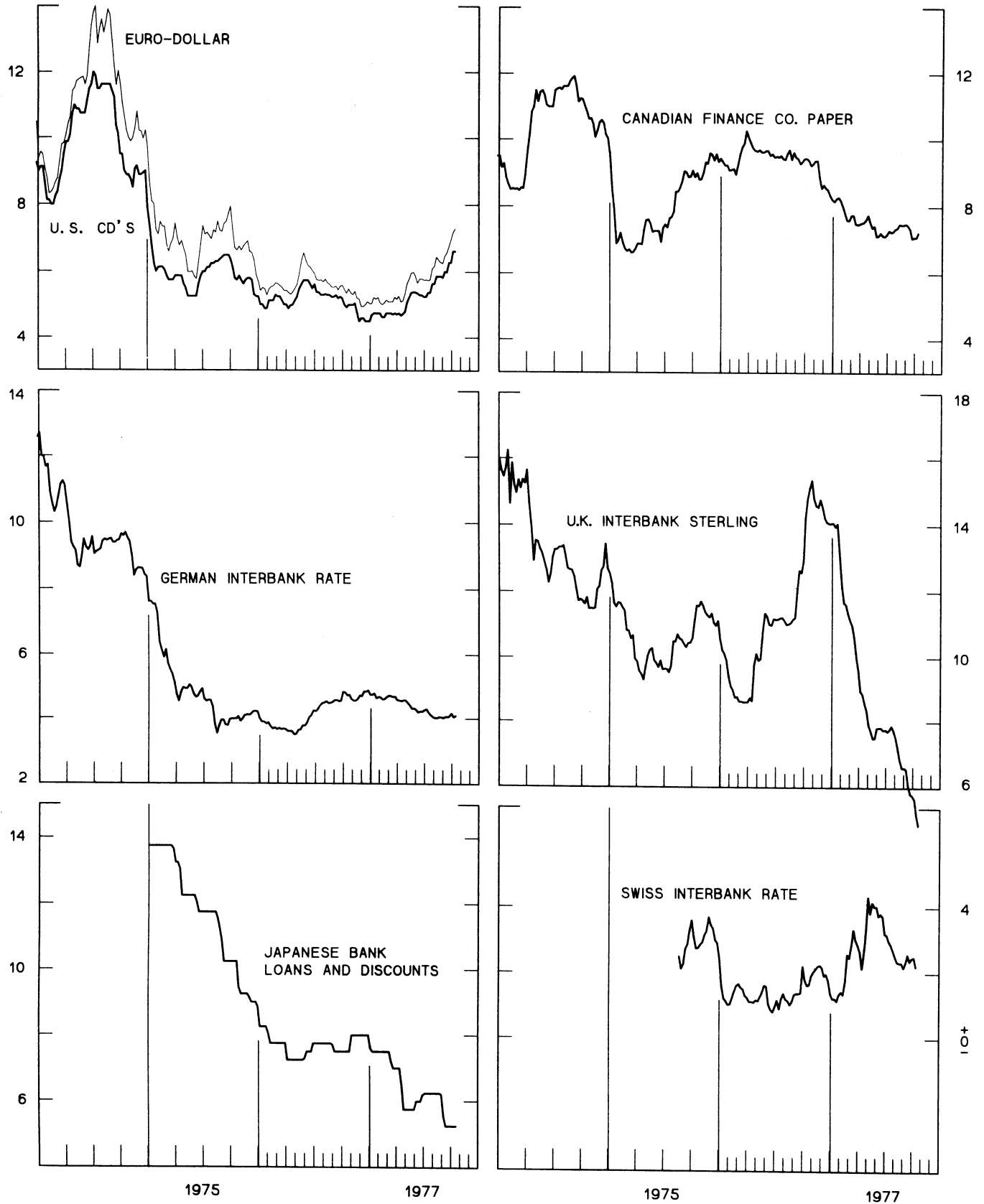


CHART 6  
EURO-DOLLAR DEPOSIT RATES LONDON  
AVERAGES FOR WEEK ENDING WEDNESDAY

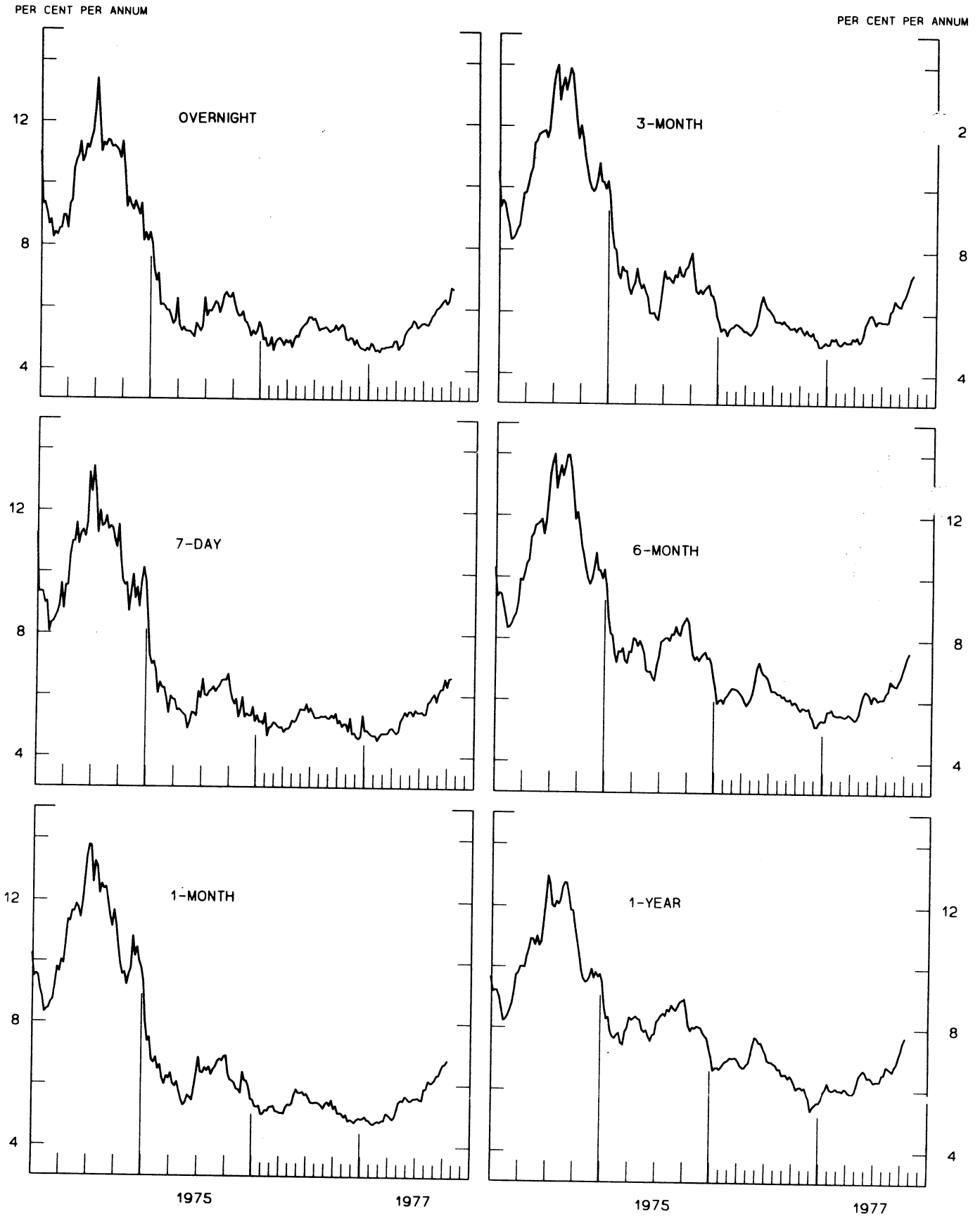
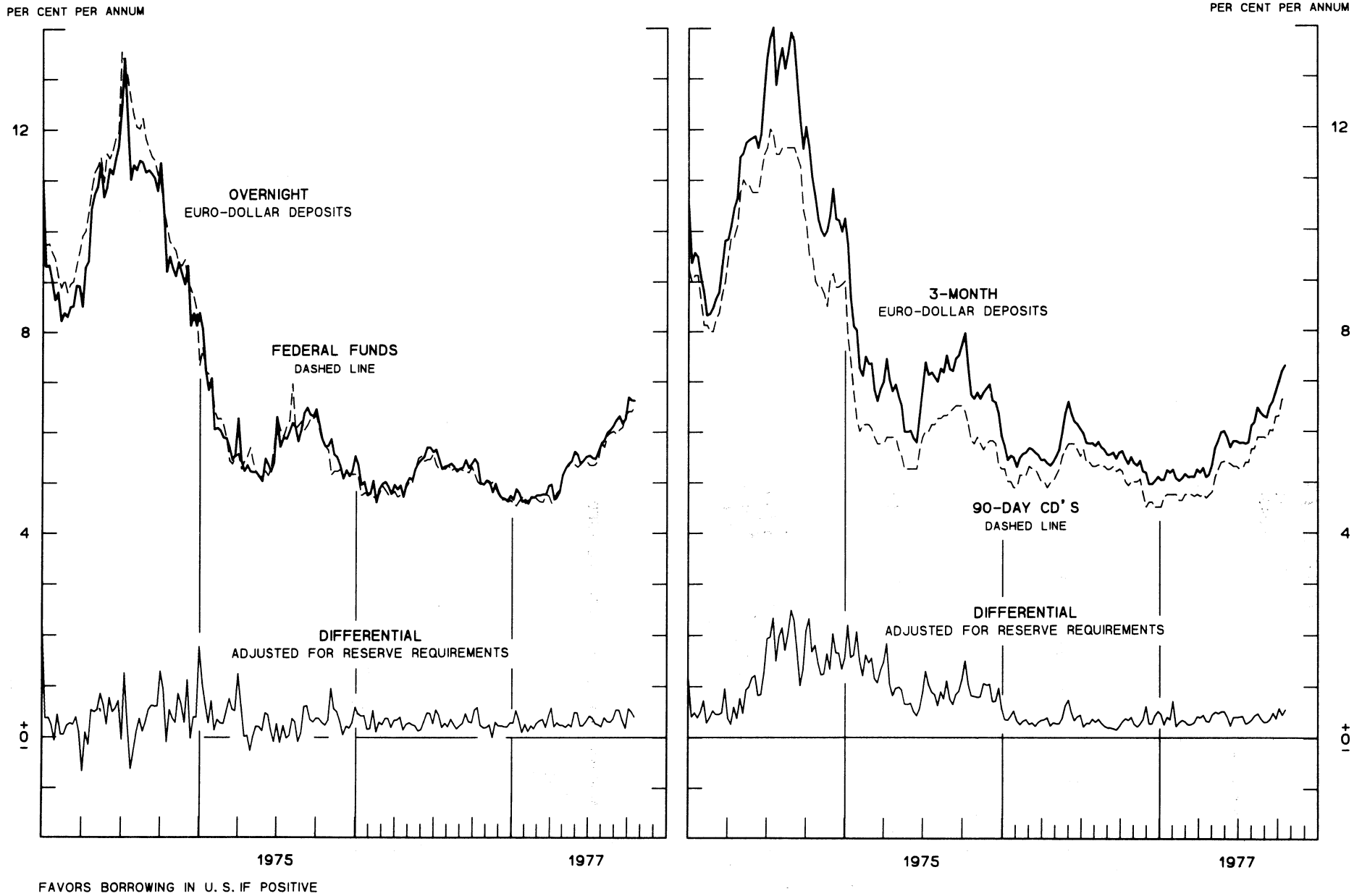




CHART 7  
**SELECTED EURO-DOLLAR AND U. S. MONEY MARKET RATES**  
 AVERAGES FOR WEEK ENDING WEDNESDAY

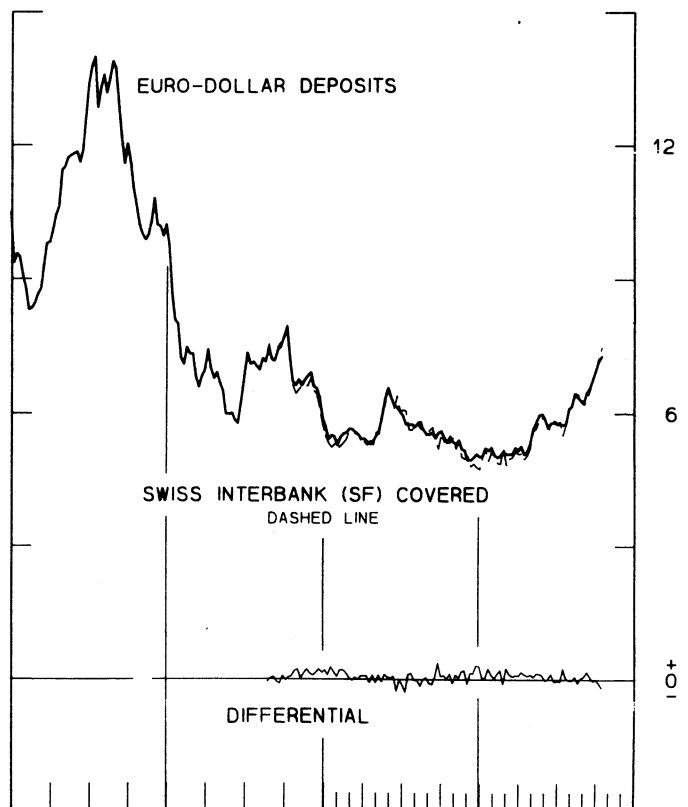
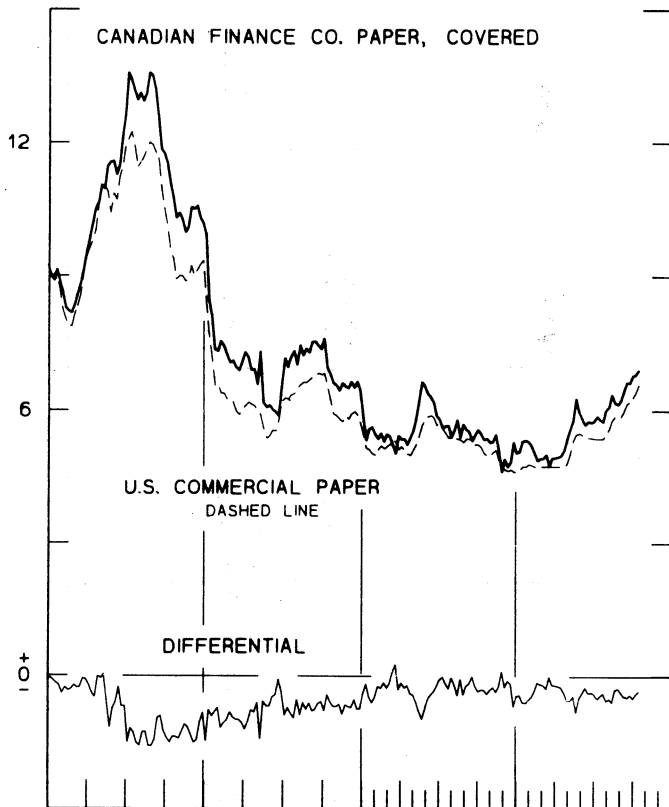
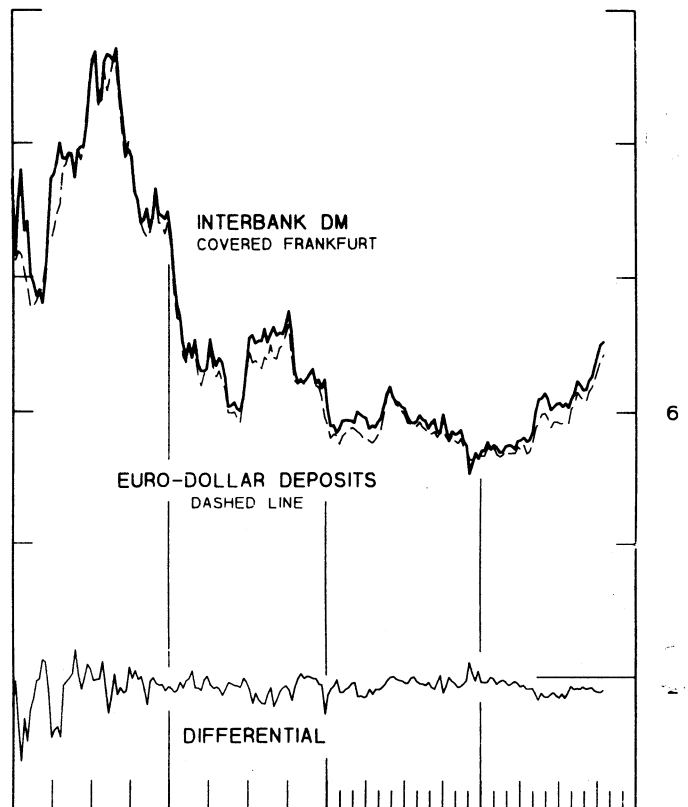
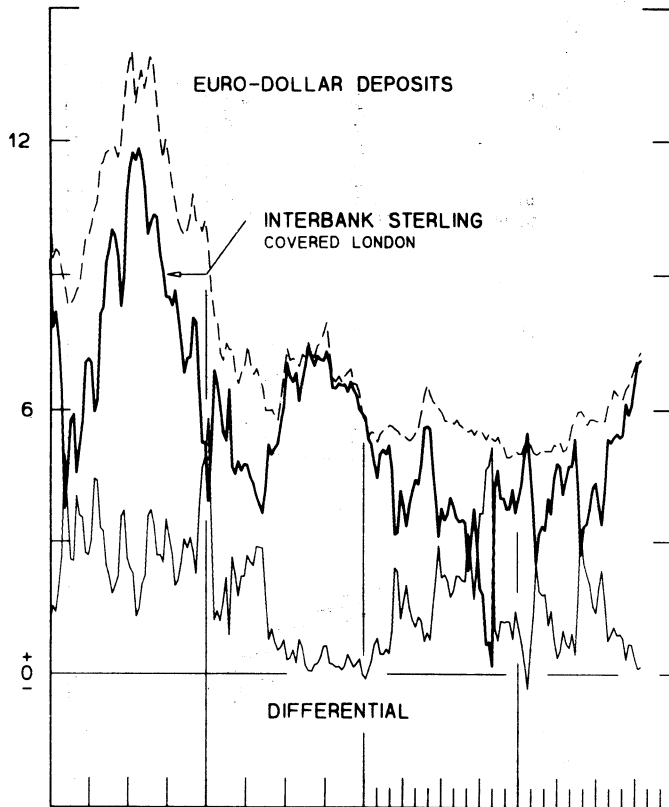


# INTEREST ARBITRAGE: 3-MONTH FUNDS

DIFFERENTIAL: PLUS(+), INDICATES FAVOR DOLLAR ASSETS  
AVERAGES FOR WEEK ENDING WEDNESDAY

PER CENT PER ANNUM

PER CENT PER ANNUM



1975

1977

1975

1977.

CHART 9  
**LONG-TERM GOVERNMENT BOND YIELDS**  
 WEEKLY SERIES

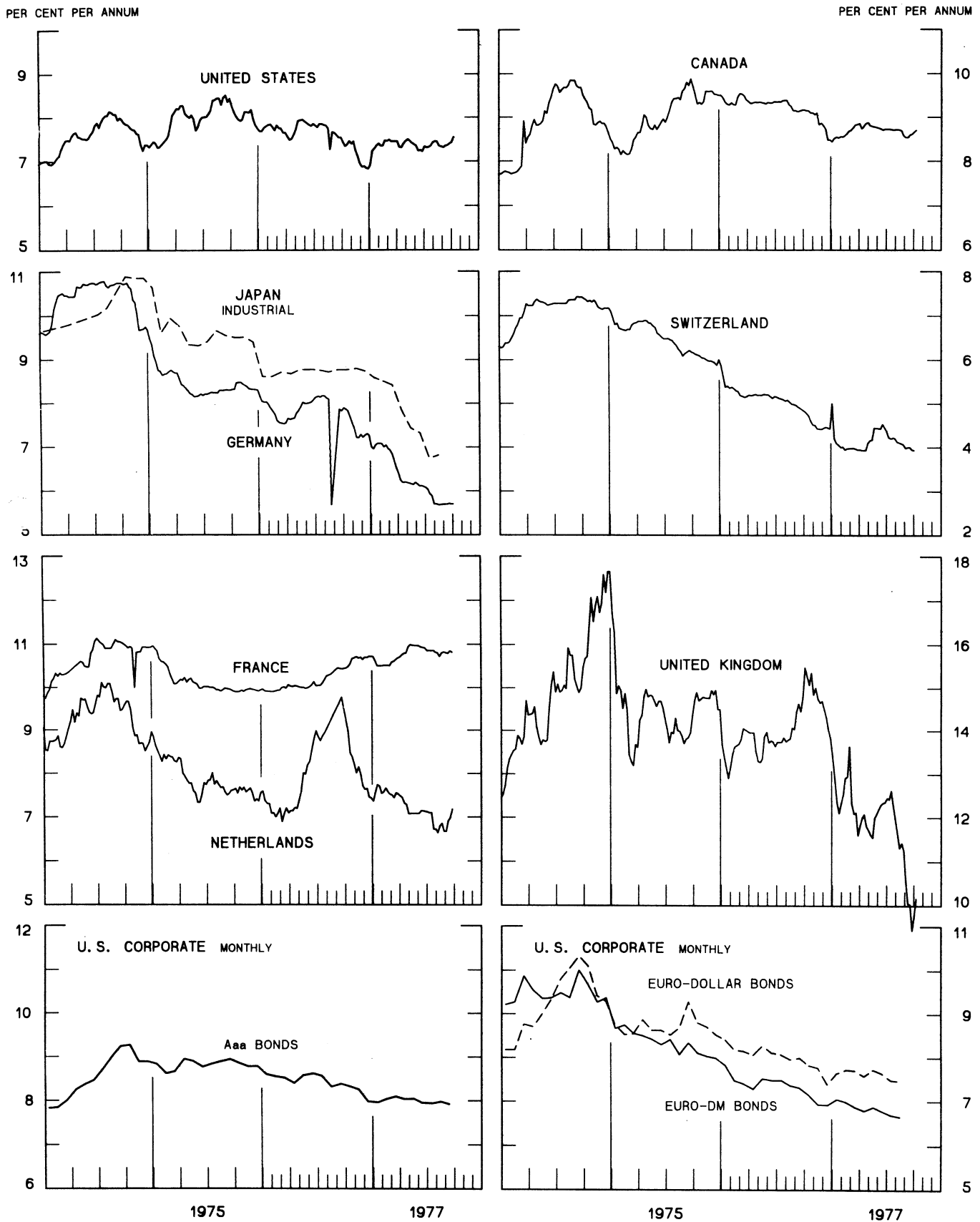
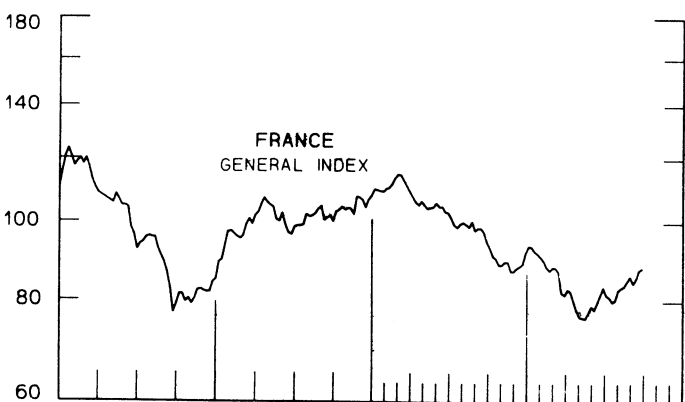
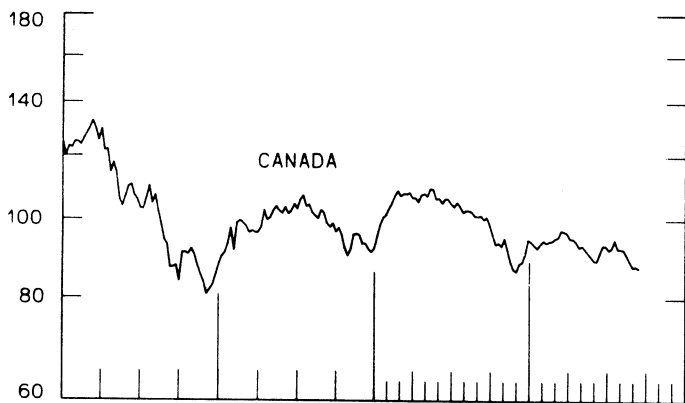
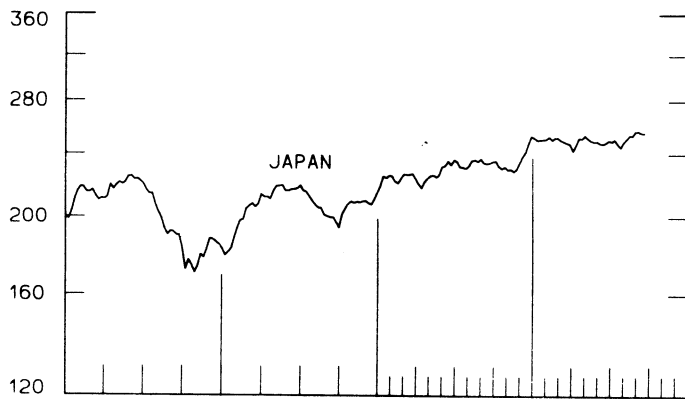
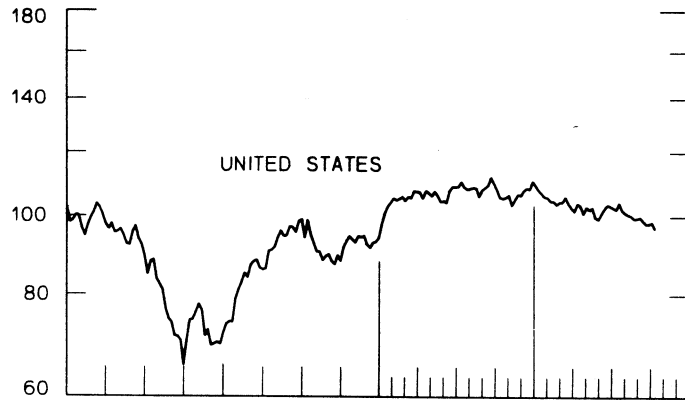


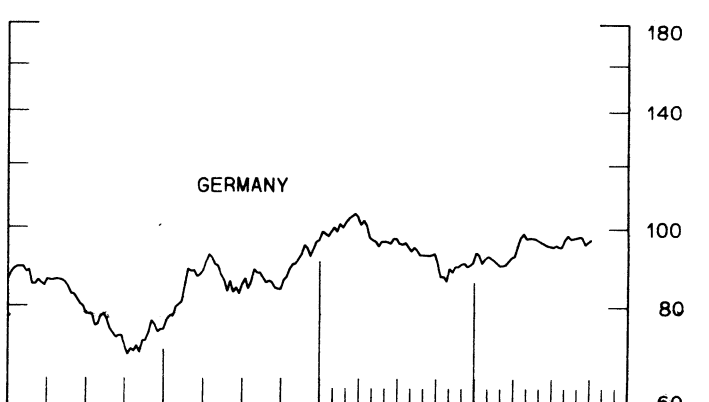
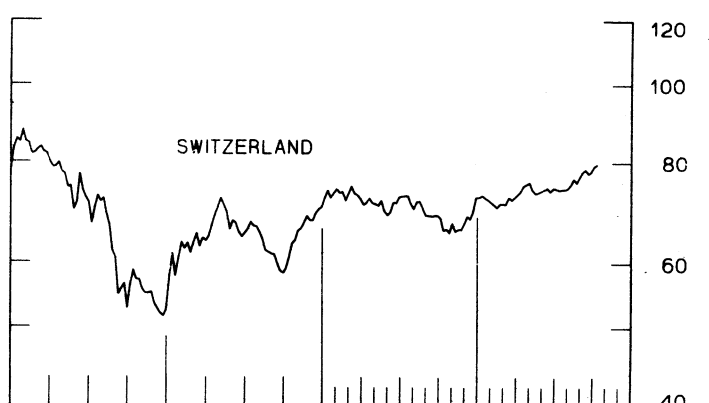
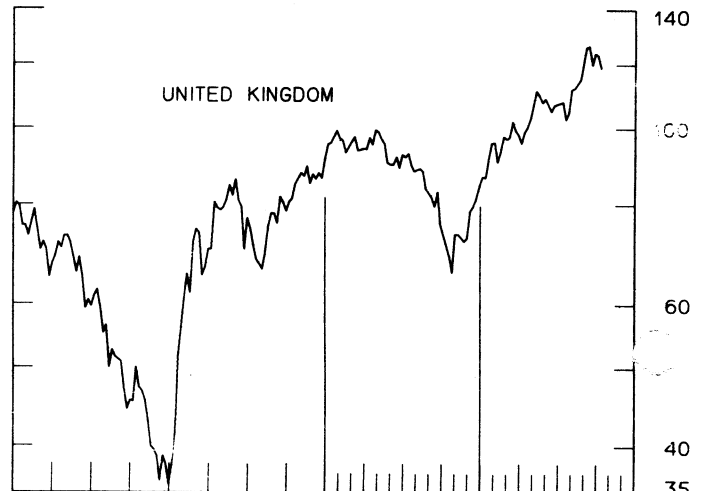
CHART 10  
**INDUSTRIAL STOCK INDEXES**  
 WEEKLY SERIES

RATIO SCALE  
 1969=100



1975 1977

RATIO SCALE  
 1969=100



1975 1977

SERIES NAME

LAST VALUE PLOTTED  
DATE VALUE

CHART 1. SPOT EXCHANGE RATES

U.S. DOLLAR, WEIGHTED AVERAGE	OCT. 19	88.32
JAPANESE YEN	OCT. 19	142.05
GERMAN MARK	OCT. 19	161.01
DUTCH GUILDER	OCT. 19	148.71
U.K. POUND	OCT. 19	73.76
CANADIAN DOLLAR	OCT. 19	97.97
FRENCH FRANC	OCT. 19	114.43
SWISS FRANC	OCT. 19	192.47
BELGIAN FRANC	OCT. 19	141.27
ITALIAN LIRA	OCT. 19	70.96

CHART 2. 3-MONTH FORWARD EXCHANGE RATES

CANADIAN DOLLAR	OCT. 19	-0.31
U.K. POUND	OCT. 19	2.28
GERMAN MARK	OCT. 19	3.49
FRENCH FRANC	OCT. 19	-2.15
SWISS FRANC	OCT. 19	5.29
DUTCH GUILDER	OCT. 19	2.52
JAPANESE YEN	OCT. 19	3.00

CHART 3. GOLD PRICE IN LONDON

U.S. DOLLAR PER FINE OUNCE	OCT. 19	159.57
----------------------------	---------	--------

CHART 4. CALL MONEY RATES

U.S. FEDERAL FUNDS	OCT. 19	6.50
OVERNIGHT EURO-DOLLAR DEPOSITS	OCT. 19	6.62
U.K. 2-DAY LOCAL AUTHORITY DEPOSITS	OCT. 14	4.88
CANADA	OCT. 14	6.88
GERMANY	OCT. 14	3.95
EURO-DM	OCT. 14	3.58
JAPAN	OCT. 14	5.00
FRANCE	OCT. 14	8.38
NETHERLANDS	SEPT. 30	1.70
EURO-SWISS FRANC	OCT. 14	0.71

CHART 5. 3-MONTH INTEREST RATES

U.S. CD'S (60-89 DAYS)	OCT. 19	6.63
GERMAN INTERBANK LOAN	OCT. 19	4.10
JAPANESE BANK LOANS & DISCOUNTS	OCT. 19	5.25
EURO-DOLLAR DEPOSIT	OCT. 19	7.30
CANADIAN FINANCE COMPANY PAPER	OCT. 19	7.23
INTERBANK STERLING	OCT. 19	4.85
SWISS INTERBANK LOAN	OCT. 19	2.20

SERIES NAME

LAST VALUE PLOTTED  
DATE VALUE

CHART 6. EURO-DOLLAR DEPOSIT RATES: LONDON

OVERNIGHT	OCT. 19	6.62
7-DAY	OCT. 19	6.60
1-MONTH	OCT. 19	6.81
3-MONTH	OCT. 19	7.30
6-MONTH	OCT. 19	7.6
1-YEAR	OCT. 19	7.74

CHART 7. SELECTED EURO-DOLLAR AND U.S. MONEY MARKET RATES

OVERNIGHT EURO-DOLLAR DEPOSITS	OCT. 19	6.62
U.S. FEDERAL FUNDS	OCT. 19	6.50
DIFFERENTIAL ADJ. FOR RESERVE REQUIREMENTS	OCT. 19	0.40
3-MONTH EURO-DOLLAR DEPOSIT RATE	OCT. 19	7.30
U.S. CD'S (60-89 DAYS)	OCT. 19	6.63
DIFFERENTIAL ADJ. FOR RESERVE REQUIREMENTS	OCT. 19	0.55

CHART 8. INTEREST ARBITRAGE, 3-MONTH FUNDS

EURO-DOLLAR DEPOSIT	OCT. 19	7.3
INTERBANK STERLING (LONDON), COVERED	OCT. 19	7.13
DIFFERENTIAL	OCT. 19	0.17
U.S. COMMERCIAL PAPER	OCT. 19	6.59
CANADIAN FINANCE CO. PAPER, COVERED	OCT. 19	6.92
DIFFERENTIAL	OCT. 19	-0.33
EURO-DOLLAR DEPOSIT	OCT. 19	7.30
INTERBANK DM (FRANKFURT), COVERED	OCT. 19	7.59
DIFFERENTIAL	OCT. 19	-0.29
EURO-DOLLAR DEPOSIT	OCT. 19	7.30
SWISS INTERBANK, COVERED	OCT. 19	7.49
DIFFERENTIAL	OCT. 19	-0.19

SERIES NAME

LAST VALUE PLOTTED  
DATE VALUE

CHART 9. LONG TERM GOVERNMENT BOND YIELDS

UNITED STATES	OCT. 14	7.55
GERMANY	OCT. 7	5.70
JAPAN (MONTHLY)	AUG.	6.82
SWITZERLAND	OCT. 7	3.93
CANADA	OCT. 14	8.70
FRANCE	SEPT. 30	10.81
NETHERLANDS	SEPT. 30	7.18
UNITED KINGDOM	OCT. 14	10.17

U.S. CORPORATE

AAA BONDS	SEPT.	7.92
EURO-DM BONDS	AUG.	6.65
EURO-DOLLAR BONDS	AUG.	7.46

CHART 10. INDUSTRIAL STOCK INDEXES

UNITED STATES	OCT. 14	96.87
JAPAN	SEPT. 23	255.78
CANADA	SEPT. 16	87.39
FRANCE	SEPT. 30	88.16
UNITED KINGDOM	OCT. 14	119.10
SWITZERLAND	OCT. 14	79.80
GERMANY	OCT. 7	97.20



# FEDERAL RESERVE statistical release

H. 10

OCTOBER 21, 1977

## FOREIGN EXCHANGE RATES

FOR THE WEEK ENDING OCTOBER 21, 1977

The Board of Governors of the Federal Reserve System is advised that the Federal Reserve Bank of New York has certified for customs purposes the following noon buying rate in New York City for cable transfers payable in foreign currencies:

COUNTRY	MONETARY UNIT	(RATE U.S. CENTS)				
		OCT. 17	OCT. 18	OCT. 19	OCT. 20	OCT. 21
AUSTRALIA	DOLLAR	112.3300	112.3000	112.1600	112.0500	112.1200
AUSTRIA	SCHILLING	6.20000	6.19000	6.19500	6.16000	6.17250
BELGIUM	FRANC	2.83000	2.83250	2.82500	2.82700	2.82700
CANADA	DOLLAR	90.4100	90.1300	90.5800	90.3400	90.5000
DENMARK	KRONE	16.4300	16.4050	16.3800	16.3600	16.3700
FINLAND	MARKKA	24.2100	24.2200	24.2300	24.1950	24.1225
FRANCE	FRANC	20.6525	20.6250	20.5700	20.5650	20.5700
GERMANY	D. MARK	44.1650	44.1750	43.9800	44.0000	43.9900
INDIA	RUPEE	11.6500	11.6500	11.6500	11.6500	11.6500
IRELAND	POUND	177.2200	177.4100	177.3200	177.0500	176.9400
ITALY	LIRA	0.11363	0.11363	0.11350	0.11350	0.11360
JAPAN	YEN	0.39600	0.39650	0.39300	0.39340	0.39320
MALAYSIA	DOLLAR	41.1800	41.2450	41.1500	41.1400	41.1700
MEXICO	PESO	4.4075	4.4050	4.4100	4.4100	4.4100
NETHERLANDS	GUILDER	41.1800	41.1700	41.0000	41.0300	41.0300
NEW ZEALAND	DOLLAR	98.3000	98.3000	98.3000	98.4000	98.2000
NORWAY	KRONE	18.3000	18.2450	18.2300	18.2000	18.2400
PORTUGAL	ESCUDO	2.4700	2.4700	2.4700	2.4600	2.4575
SOUTH AFRICA	RAND	115.0500	114.7900	114.7900	114.7900	115.2000
SPAIN	PESATA	1.1925	1.1915	1.1923	1.1916	1.1933
SRI LANKA	RUPEE	11.6300	11.6300	11.6300	11.6300	11.6300
SWEDEN	KRONA	20.9400	20.9100	20.9000	20.8200	20.8400
SWITZERLAND	FRANC	44.1100	44.2650	44.2900	44.2350	44.3100
UNITED KINGDOM	POUND	177.2200	177.4100	177.3200	177.0500	176.9400