
Selected Interest & Exchange Rates

Weekly Series of Charts

Federal Reserve Bank
of St. Louis

OCT 17 1977

LIBRARY

OCTOBER 11, 1977

**Prepared by the
FINANCIAL MARKETS
SECTION**

**DIVISION OF
INTERNATIONAL FINANCE**

**BOARD OF GOVERNORS
FEDERAL RESERVE SYSTEM
Washington, D.C. 20551**

Table of Contents

TABLES

1. LATEST FIGURES PLOTTED
2. DAILY CERTIFIED SPOT EXCHANGE RATES--
H.10 RELEASE

CHARTS

1. SPOT EXCHANGE RATE INDEXES
2. 3-MONTH FORWARD EXCHANGE RATES
3. GOLD PRICE--LONDON
4. CALL MONEY RATES
5. 3-MONTH INTEREST RATES
6. EURO-DOLLAR DEPOSIT RATES
7. SELECTED EURO-DOLLAR AND U.S. MONEY MARKET RATES
8. INTEREST ARBITRAGE: 3-MONTH FUNDS
9. LONG-TERM GOVERNMENT BOND YIELDS
10. INDUSTRIAL STOCK INDEXES

SUBSCRIPTION RATES:

Weekly \$15.00 per year or \$.40 each in the United States, its possessions, Canada, and Mexico; 10 or more of the same issue to one address, \$13.50 per year or \$.35 each. Elsewhere, \$20.00 per year or \$.50 each. Address requests to Publications Services, Division of Administrative Services, and make payment remittance payable to the order of the Board of Governors of the Federal Reserve System in a form collectible at par in U.S. Currency.

CHART 1

SPOT EXCHANGE RATES

DOLLAR PRICES OF FOREIGN CURRENCIES AND WEIGHTED AVERAGE VALUES
AVERAGES FOR WEEK ENDING WEDNESDAY

RATIO SCALE
MAY 1970 PARITY=100

RATIO SCALE
MAY 1970 PARITY=100

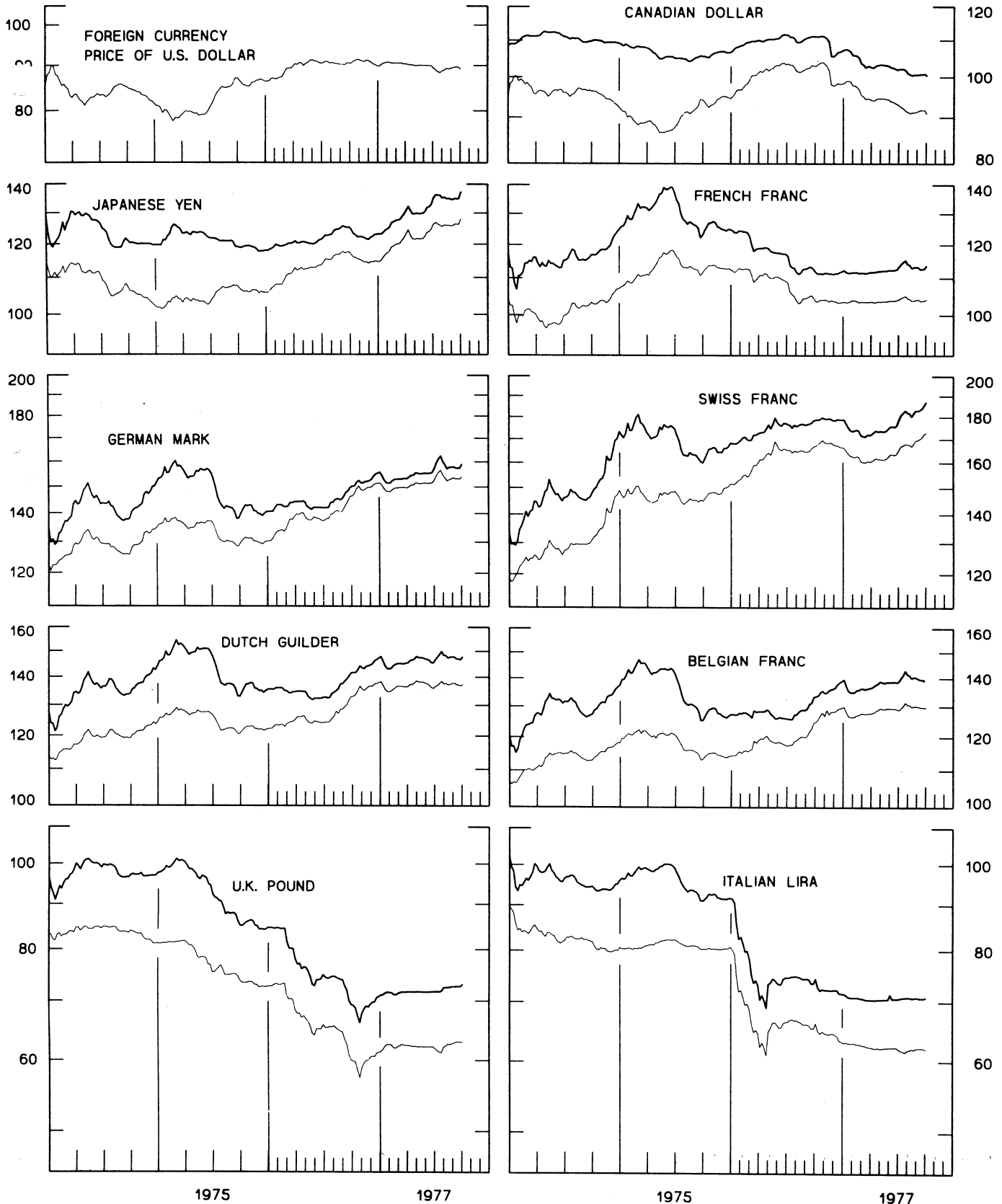
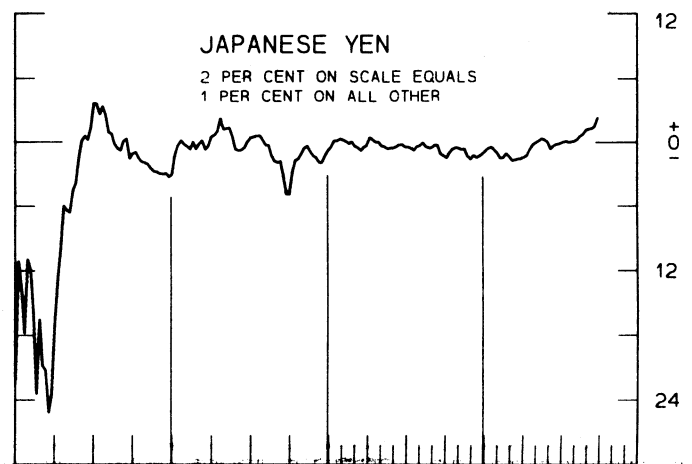
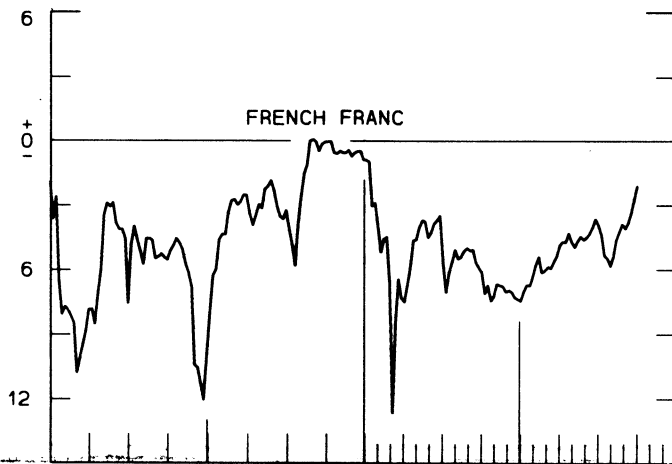
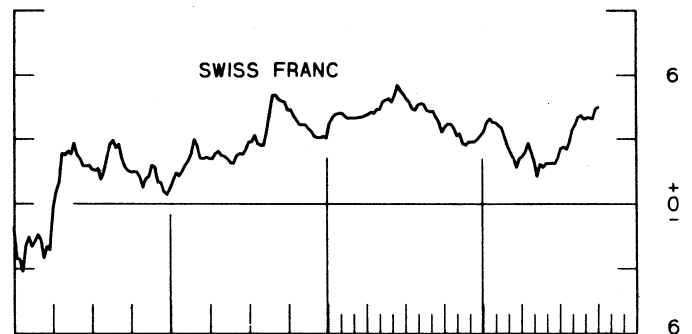
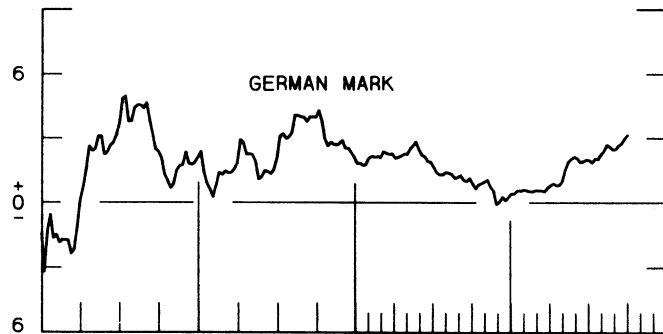
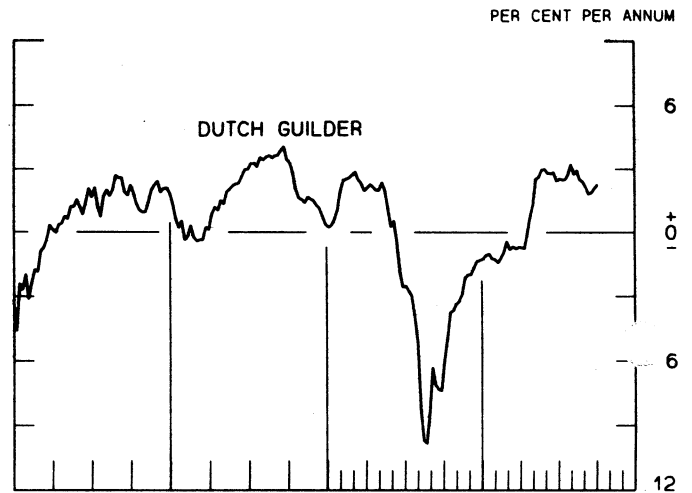
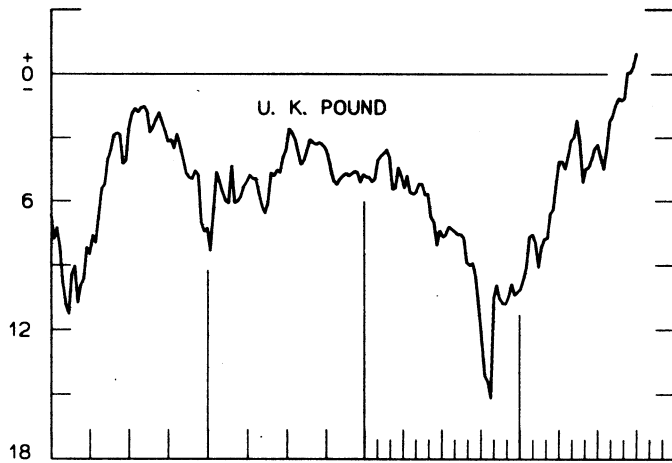
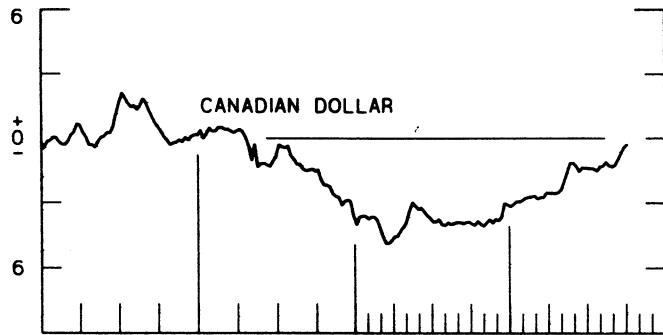


CHART 2
3-MONTH FORWARD EXCHANGE RATES
 PREMIUM (+) OR (-)
 AVERAGES FOR WEEK ENDING WEDNESDAY

PER CENT PER ANNUM



1975

1977

1975

1977

CHART 3
PRICE OF GOLD IN LONDON
AVERAGES FOR WEEK ENDING WEDNESDAY

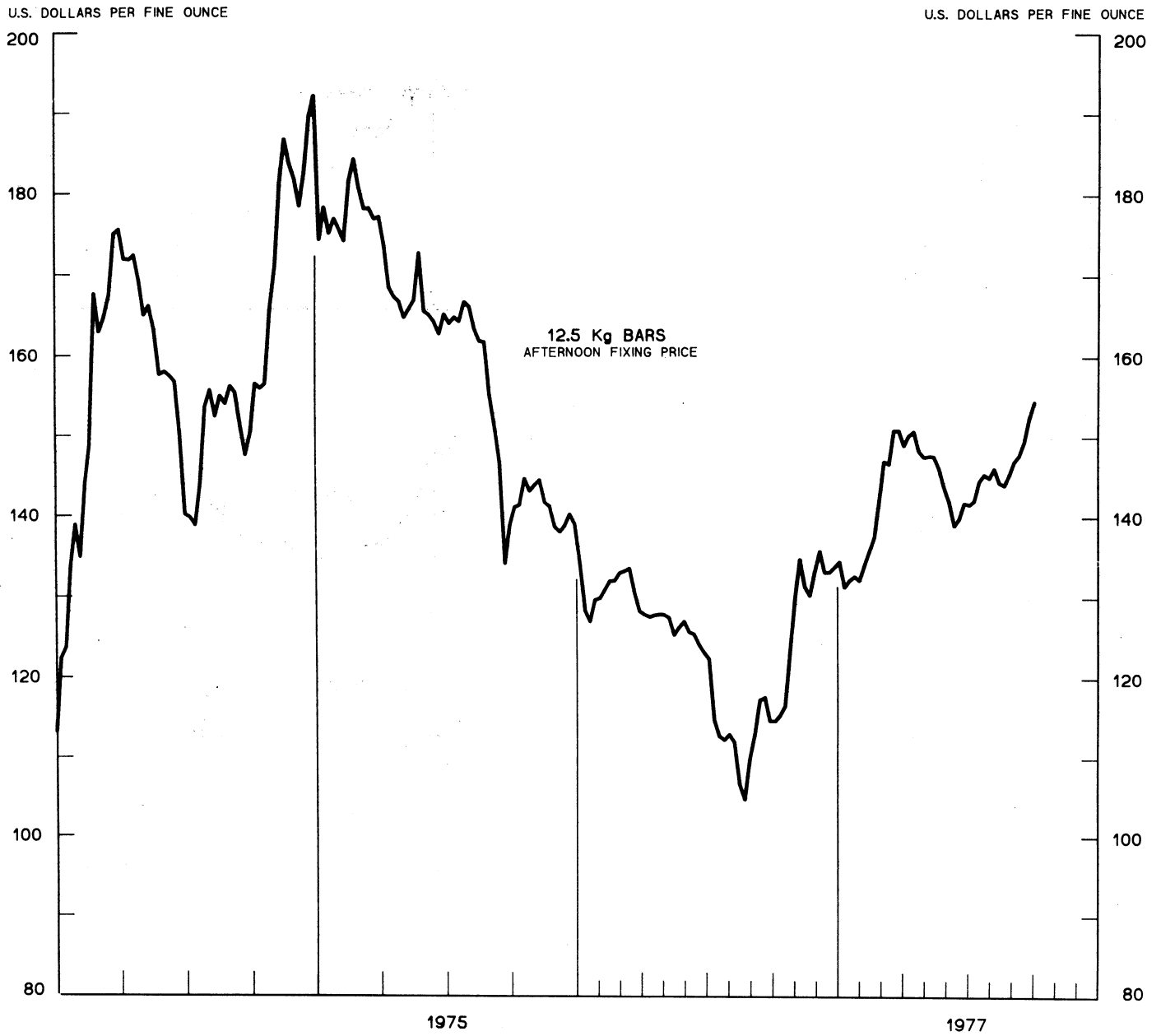
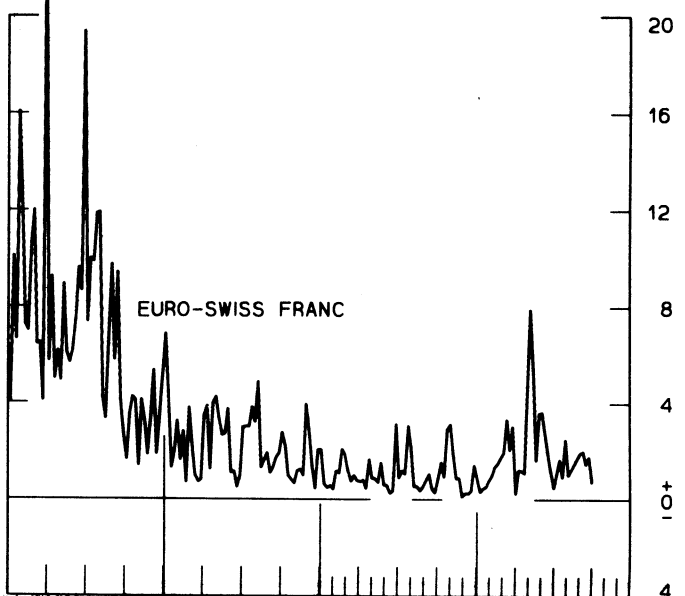
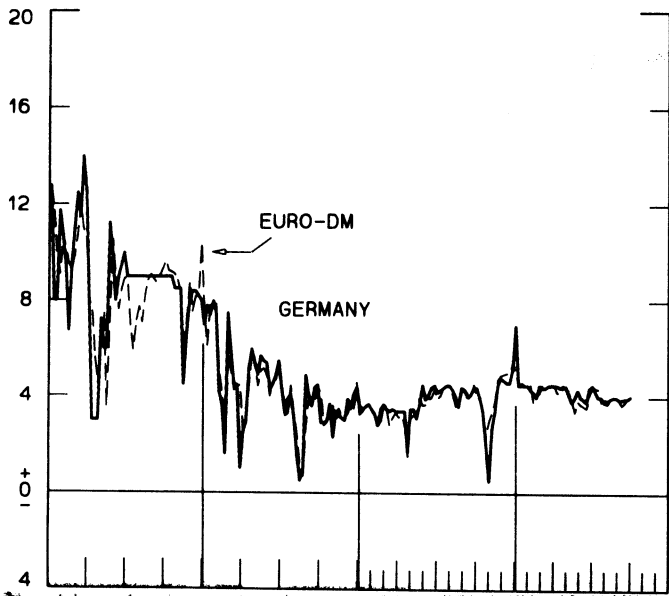
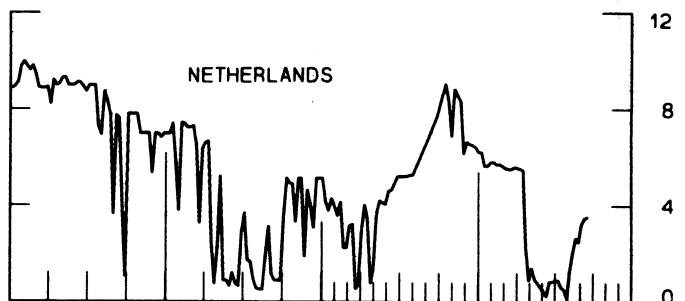
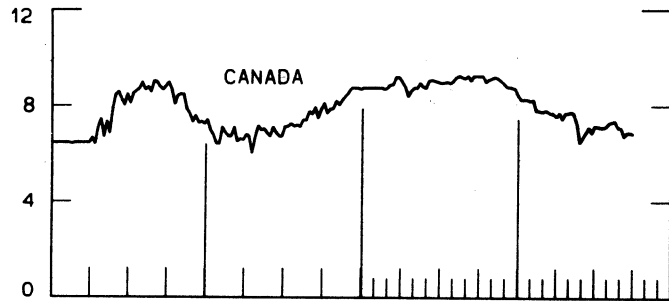
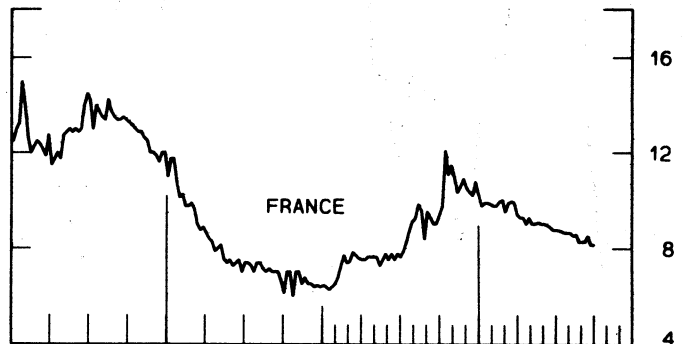
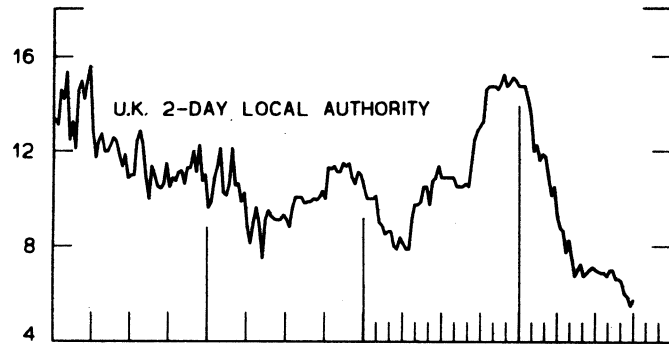
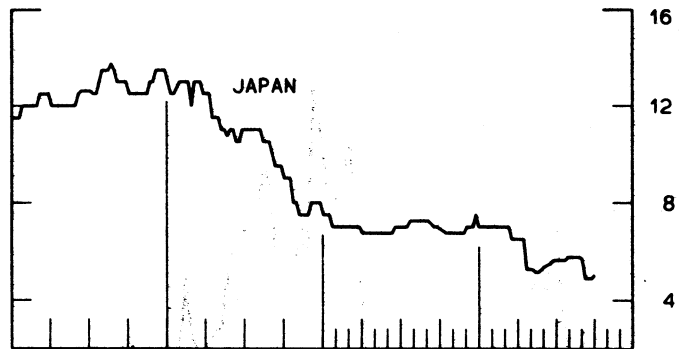
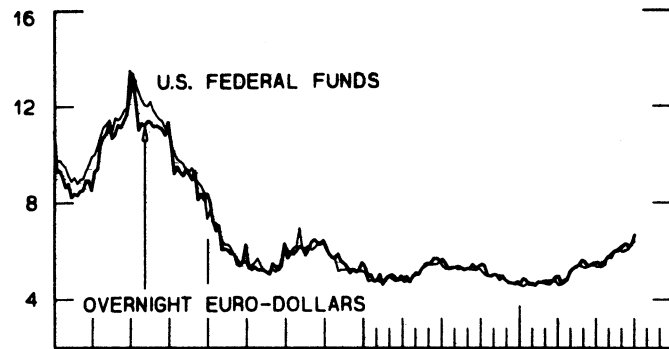


CHART 4
CALL MONEY RATES
 WEEKLY SERIES

PER CENT PER ANNUM

PER CENT PER ANNUM



1975

1977

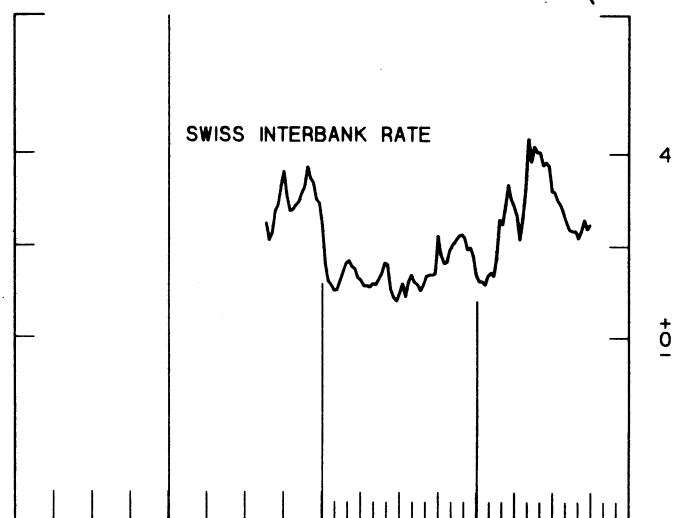
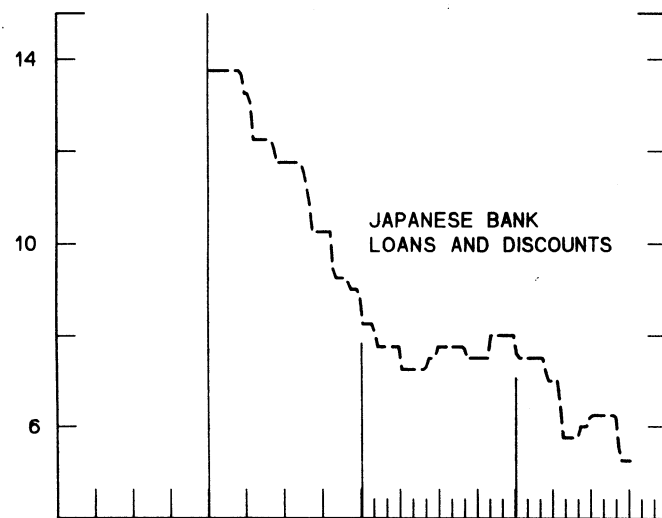
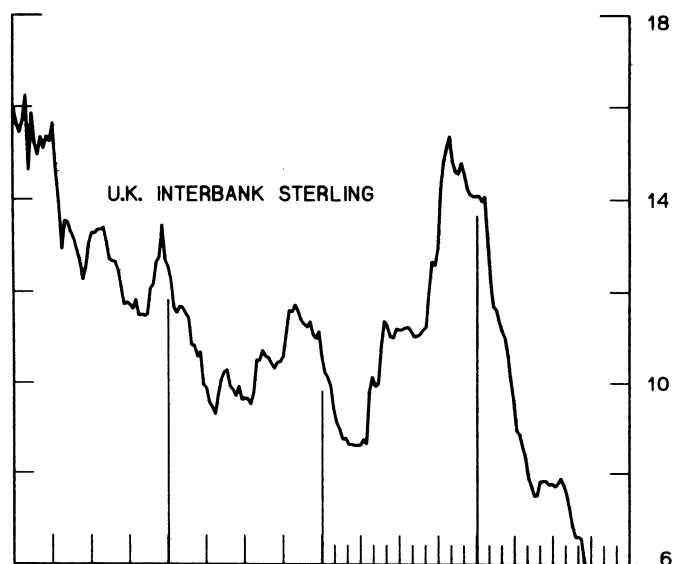
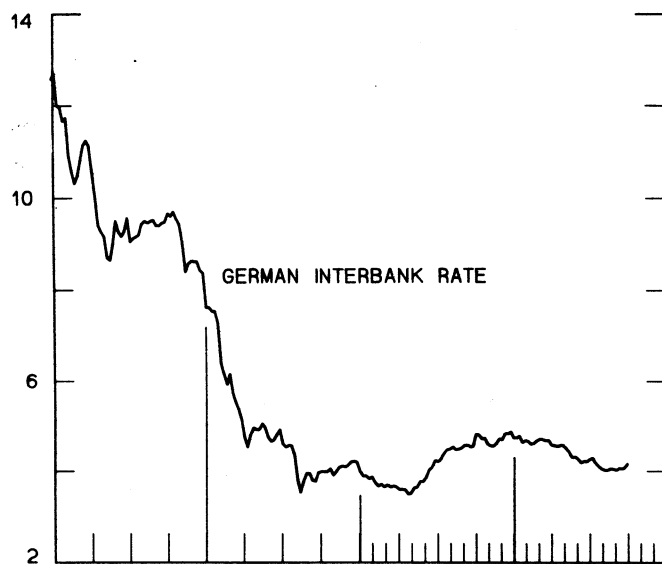
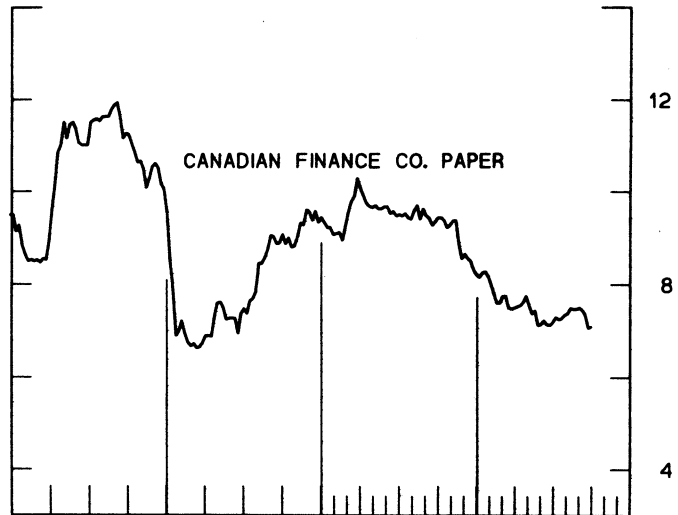
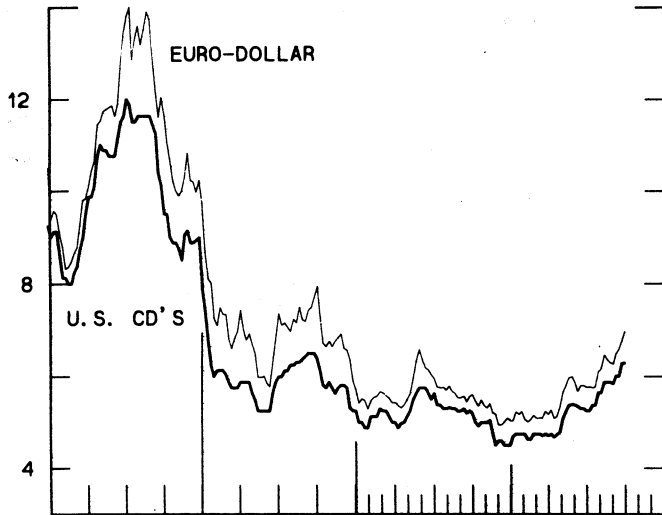
1975

1977

CHART 5
3-MONTH INTEREST RATES
 WEEKLY SERIES

PER CENT PER ANNUM

PER CENT PER ANNUM



1975

1977

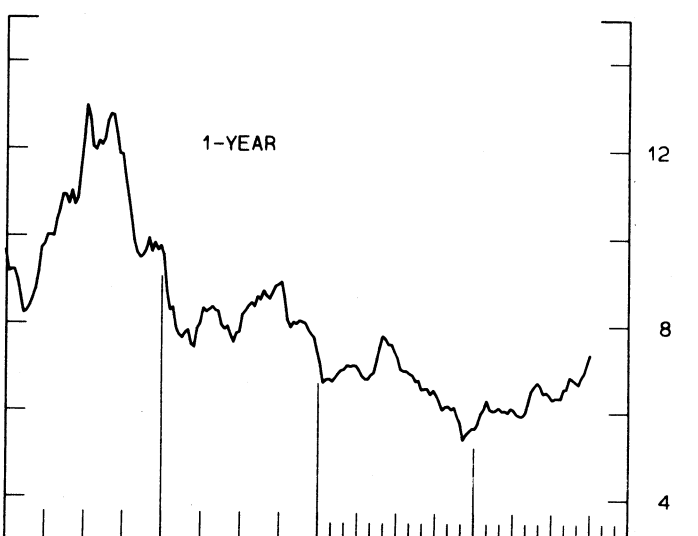
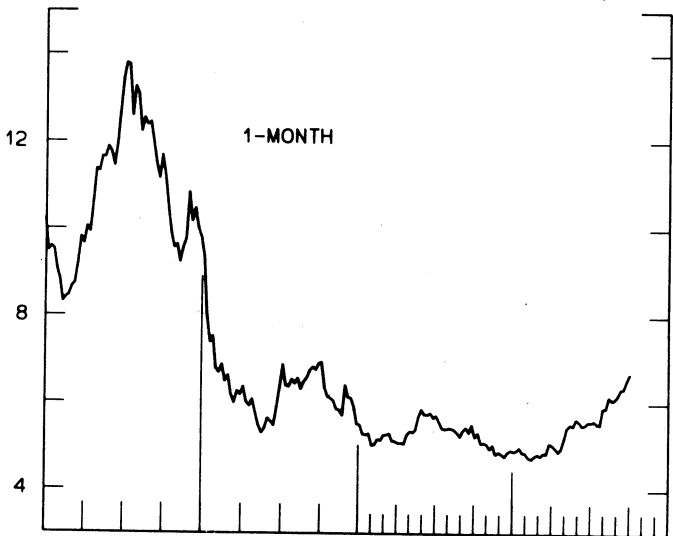
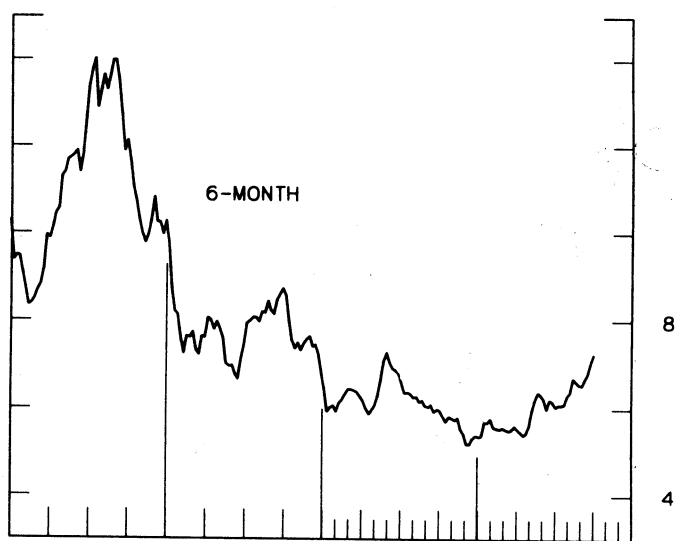
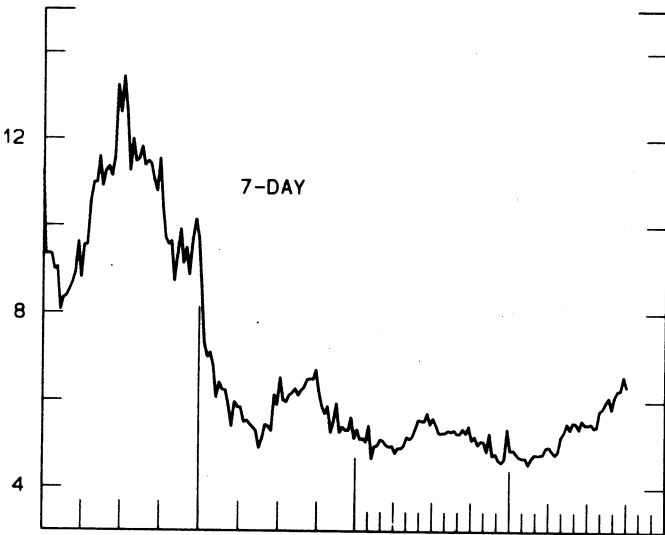
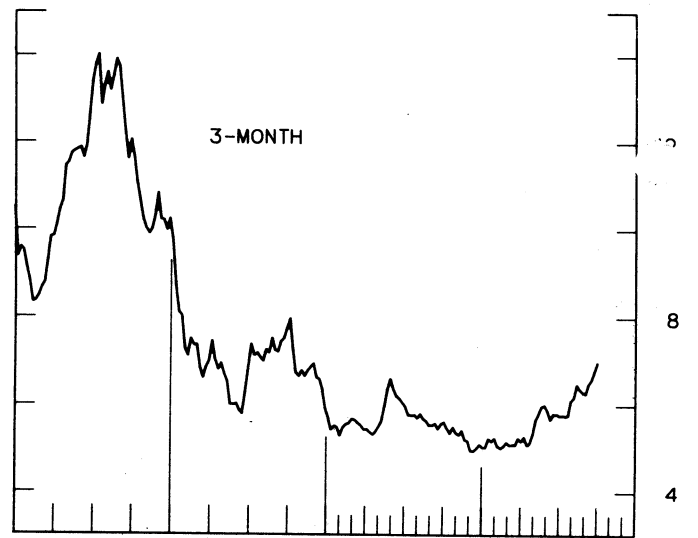
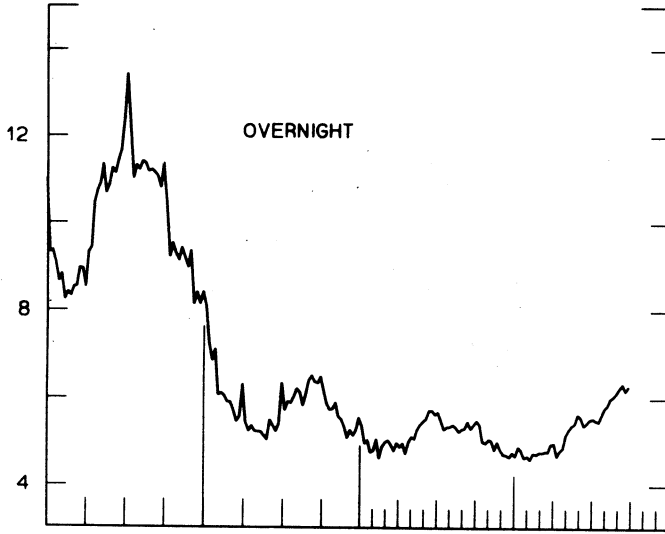
1975

1977

CHART 6
EURO-DOLLAR DEPOSIT RATES LONDON
AVERAGES FOR WEEK ENDING WEDNESDAY

PER CENT PER ANNUM

PER CENT PER ANNUM



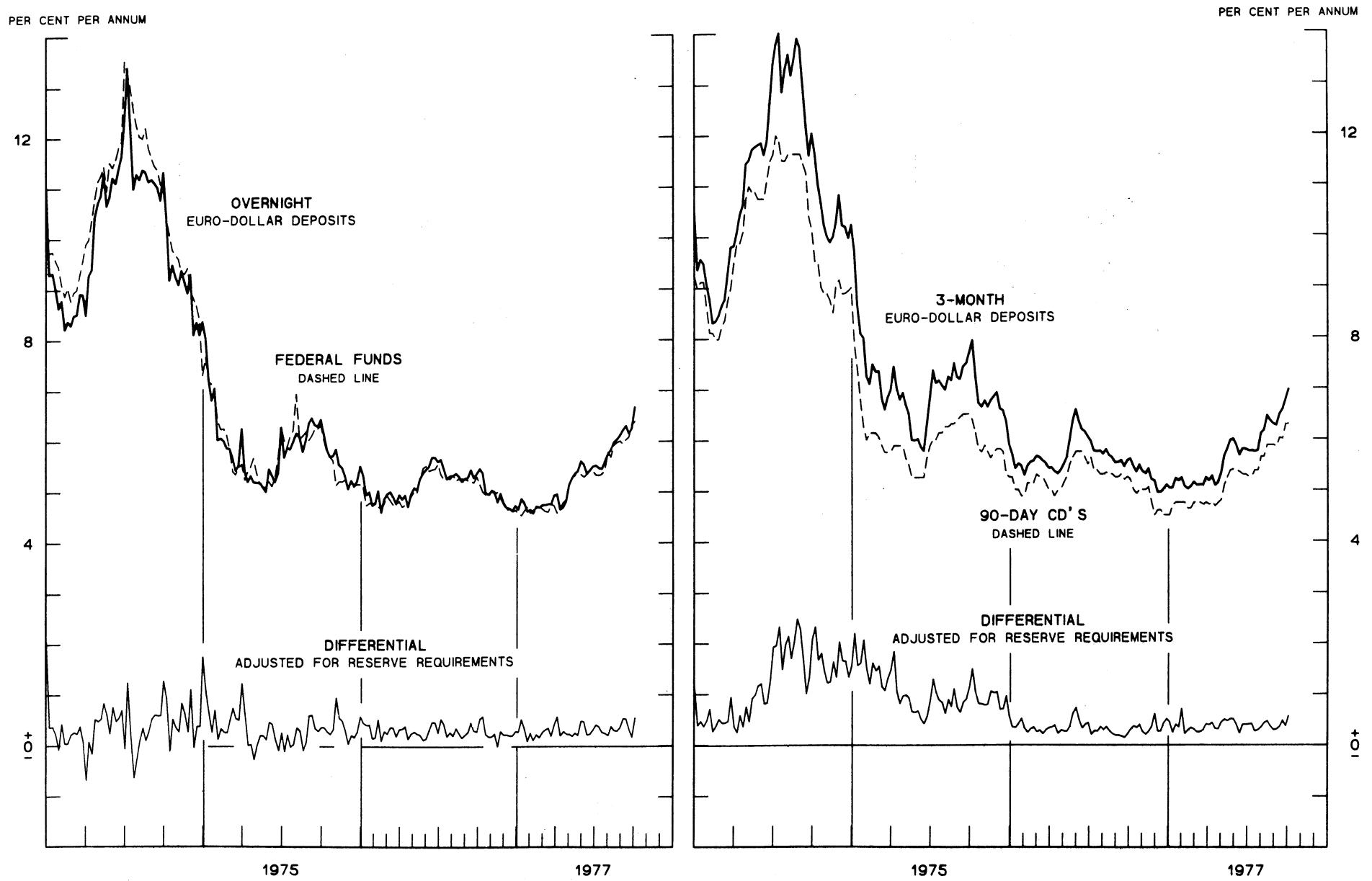
1975

1977

1975

1977

CHART 7
SELECTED EURO-DOLLAR AND U. S. MONEY MARKET RATES
 AVERAGES FOR WEEK ENDING WEDNESDAY



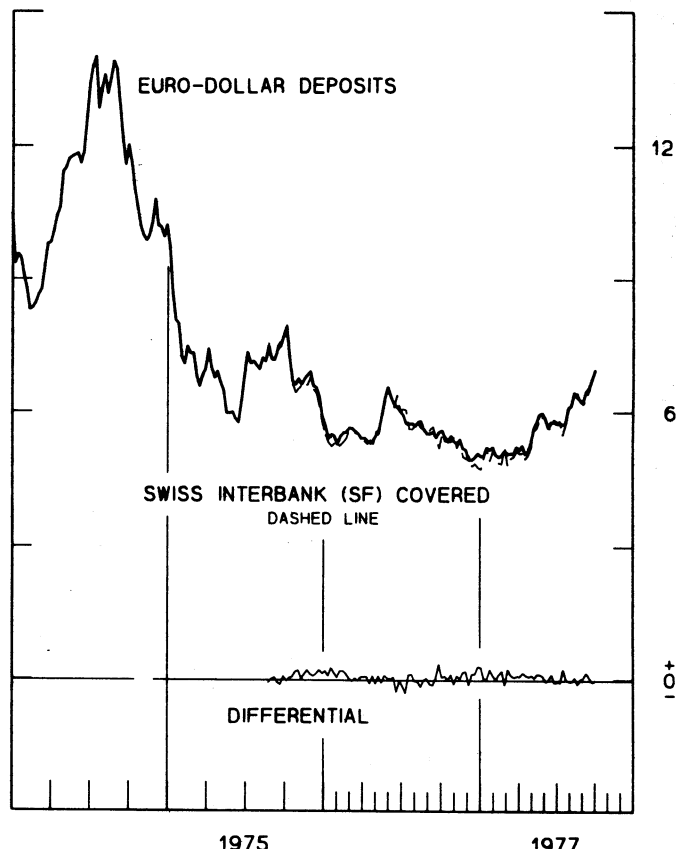
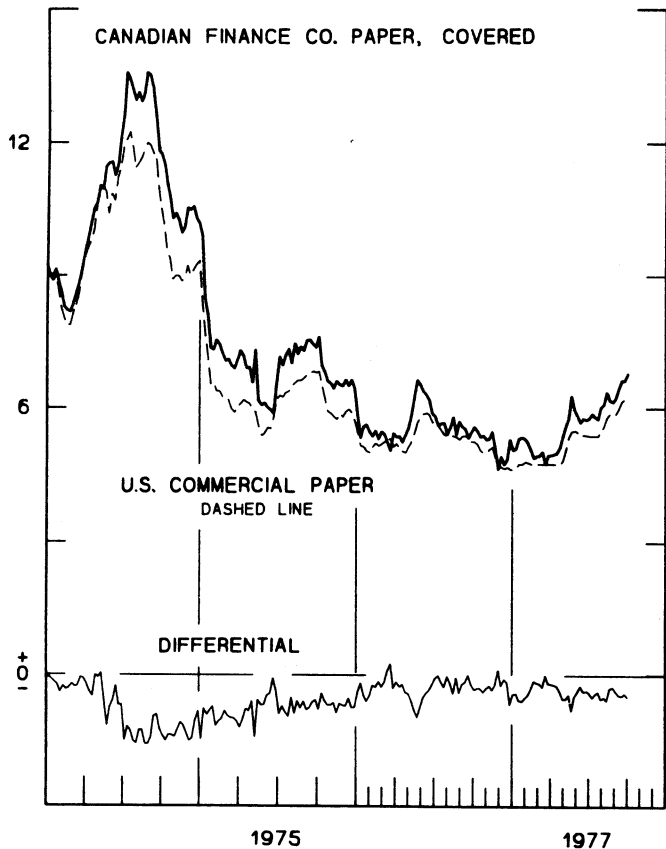
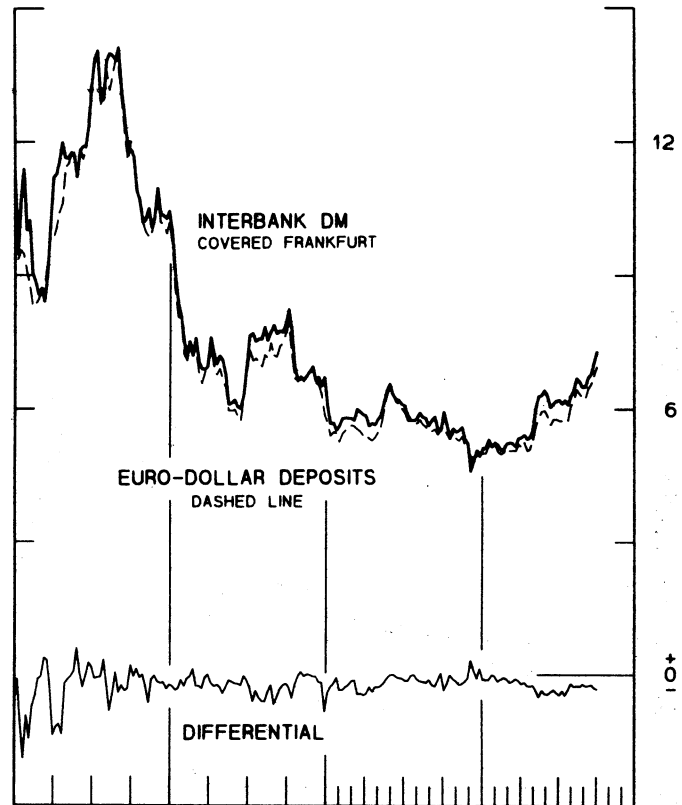
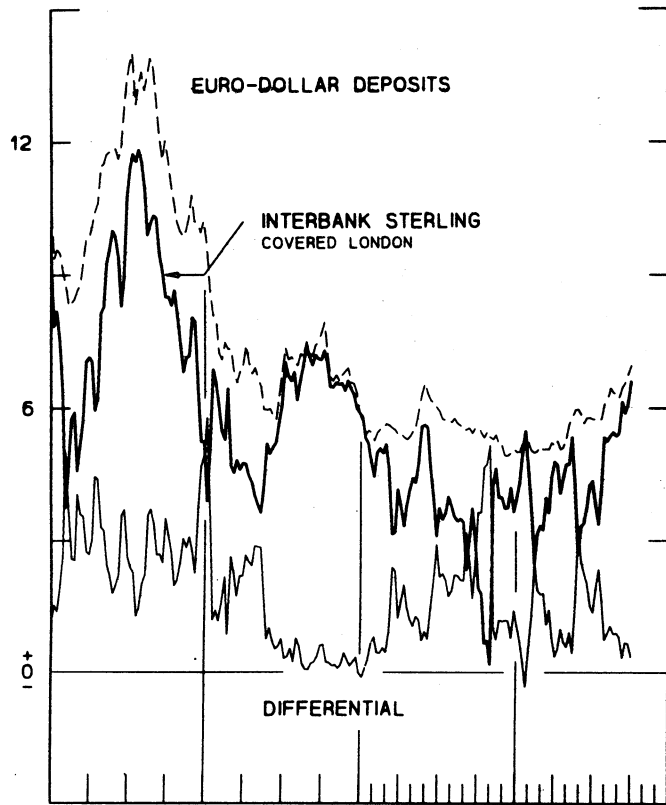
FAVORS BORROWING IN U. S. IF POSITIVE

INTEREST ARBITRAGE: 3-MONTH FUNDS

DIFFERENTIAL: PLUS(+), INDICATES FAVOR DOLLAR ASSETS
AVERAGES FOR WEEK ENDING WEDNESDAY

PER CENT PER ANNUM

PER CENT PER ANNUM



1975

1977

1975

1977

CHART 9
LONG-TERM GOVERNMENT BOND YIELDS
 WEEKLY SERIES

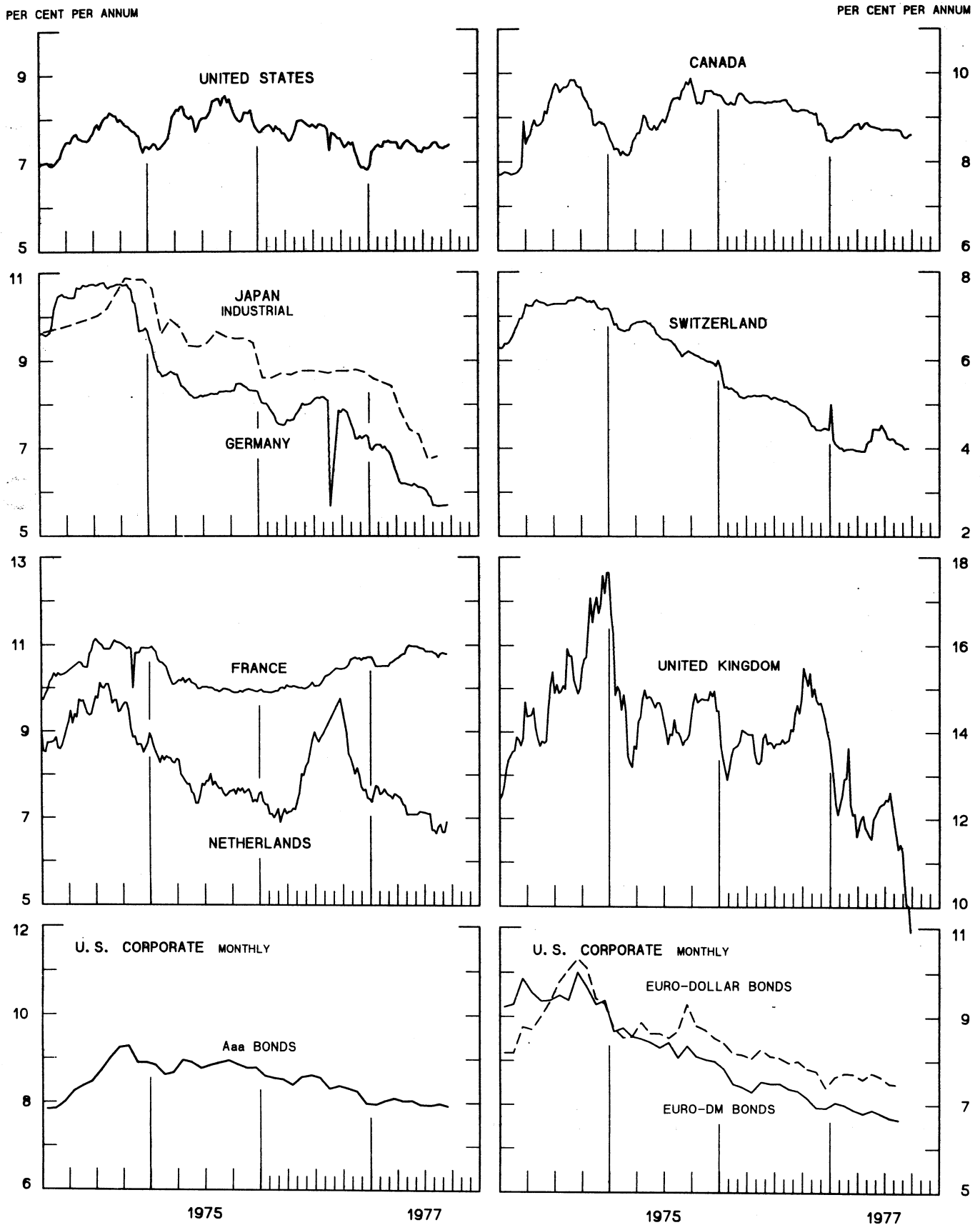
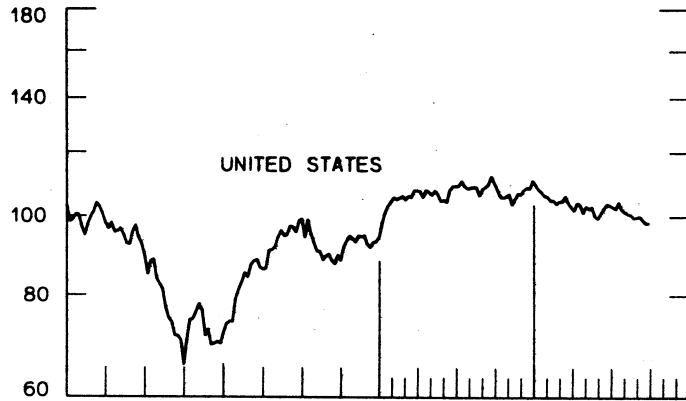
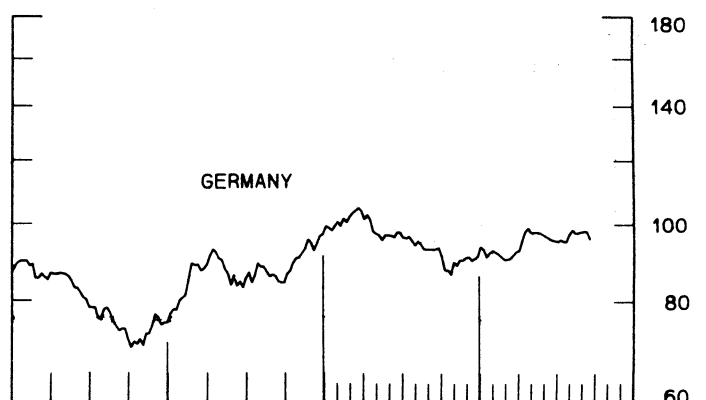
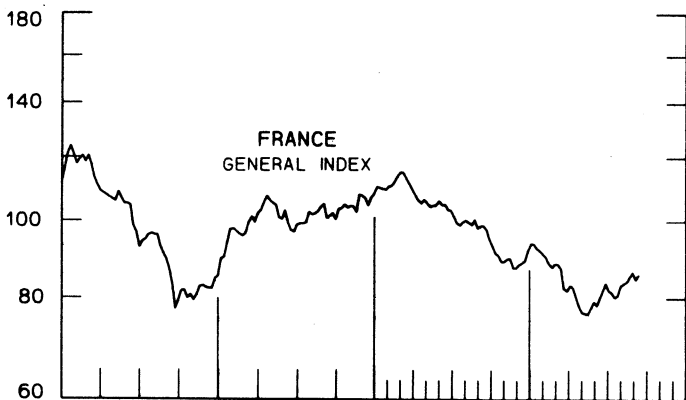
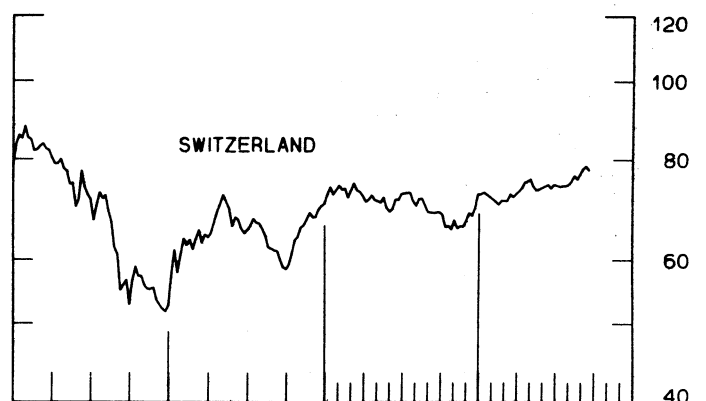
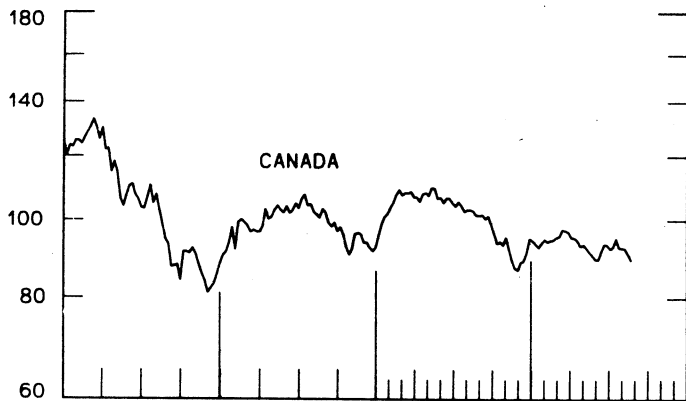
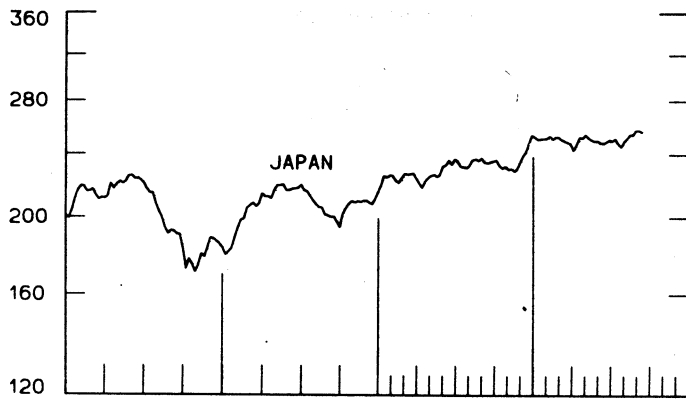
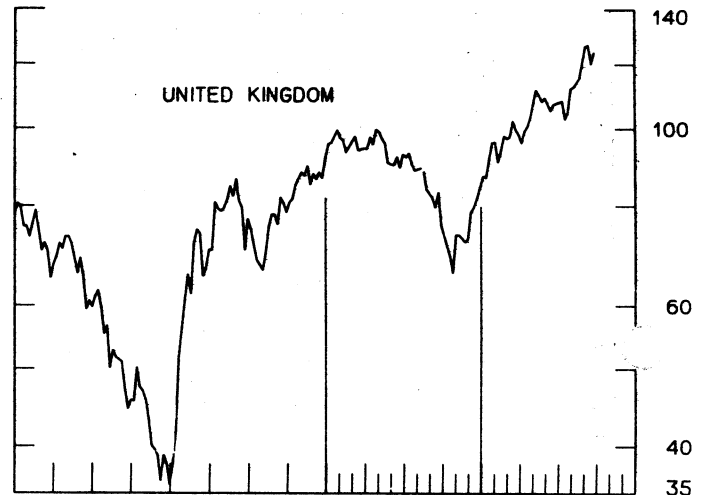


CHART 10
INDUSTRIAL STOCK INDEXES
 WEEKLY SERIES

RATIO SCALE
 1969=100



RATIO SCALE
 1969=100



1975

1977

1975

1977

LAST VALUE PLOTTED
DATE VALUE

SERIES NAME

CHART 1. SPOT EXCHANGE RATES

U.S. DOLLAR, WEIGHTED AVERAGE	OCT. 5	89.00
JAPANESE YEN	OCT. 5	137.26
GERMAN MARK	OCT. 5	158.88
DUTCH GUILDER	OCT. 5	147.72
U.K. POUND	OCT. 5	73.01
CANADIAN DOLLAR	OCT. 5	100.33
FRENCH FRANC	OCT. 5	113.61
SWISS FRANC	OCT. 5	186.92
BELGIAN FRANC	OCT. 5	132.11
ITALIAN LIRA	OCT. 5	70.86

CHART 2. 3-MONTH FORWARD EXCHANGE RATES

CANADIAN DOLLAR	OCT. 5	-0.30
U.K. POUND	OCT. 5	0.97
GERMAN MARK	OCT. 5	3.14
FRENCH FRANC	OCT. 5	-2.10
SWISS FRANC	OCT. 5	4.51
DUTCH GUILDER	OCT. 5	2.28
JAPANESE YEN	OCT. 5	2.31

CHART 3. GOLD PRICE IN LONDON

U.S. DOLLAR PER FINE OUNCE	OCT. 5	154.48
----------------------------	--------	--------

CHART 4. CALL MONEY RATES

U.S. FEDERAL FUNDS	OCT. 5	6.41
OVERNIGHT EURO-DOLLAR DEPOSITS	OCT. 5	6.69
U.K. 2-DAY LOCAL AUTHORITY DEPOSITS	SEPT. 30	5.75
CANADA	SEPT. 30	6.85
GERMANY	SEPT. 30	4.05
EURO-DM	SEPT. 30	3.94
JAPAN	SEPT. 30	5.00
FRANCE	SEPT. 30	8.13
NETHERLANDS	SEPT. 16	3.53
EURO-SWISS FRANC	SEPT. 30	0.73

CHART 5. 3-MONTH INTEREST RATES

U.S. CD'S (60-89 DAYS)	OCT. 5	6.30
GERMAN INTERBANK LOAN	OCT. 5	4.17
JAPANESE BANK LOANS & DISCOUNTS	OCT. 5	5.25
EURO-DOLLAR DEPOSIT	OCT. 5	6.98
CANADIAN FINANCE COMPANY PAPER	OCT. 5	7.10
INTERBANK STERLING	OCT. 5	5.65
SWISS INTERBANK LOAN	OCT. 5	2.47

SERIES NAME

LAST VALUE PLOTTED
DATE VALUE

CHART 6. EURO-DOLLAR DEPOSIT RATES: LONDON

SERIES NAME	DATE	VALUE
OVERNIGHT	OCT. 5	6.69
7-DAY	OCT. 5	6.31
1-MONTH	OCT. 5	6.68
3-MONTH	OCT. 5	6.98
6-MONTH	OCT. 5	7.2
1-YEAR	OCT. 5	7.33

CHART 7. SELECTED EURO-DOLLAR AND U.S. MONEY MARKET RATES

SERIES NAME	DATE	VALUE
OVERNIGHT EURO-DOLLAR DEPOSITS	OCT. 5	6.69
U.S. FEDERAL FUNDS	OCT. 5	6.41
DIFFERENTIAL ADJ. FOR RESERVE REQUIREMENTS	OCT. 5	0.56
3-MONTH EURO-DOLLAR DEPOSIT RATE	OCT. 5	6.98
U.S. CD'S (60-89 DAYS)	OCT. 5	6.30
DIFFERENTIAL ADJ. FOR RESERVE REQUIREMENTS	OCT. 5	0.57

CHART 8. INTEREST ARBITRAGE, 3-MONTH FUNDS

SERIES NAME	DATE	VALUE
EURO-DOLLAR DEPOSIT	OCT. 5	6.9
INTERBANK STERLING (LONDON), COVERED	OCT. 5	6.62
DIFFERENTIAL	OCT. 5	0.35
U.S. COMMERCIAL PAPER	OCT. 5	6.31
CANADIAN FINANCE CO. PAPER, COVERED	OCT. 5	6.80
DIFFERENTIAL	OCT. 5	-0.49
EURO-DOLLAR DEPOSIT	OCT. 5	6.98
INTERBANK DM (FRANKFURT), COVERED	OCT. 5	7.31
DIFFERENTIAL	OCT. 5	-0.33
EURO-DOLLAR DEPOSIT	OCT. 5	6.98
SWISS INTERBANK, COVERED	OCT. 5	6.98
DIFFERENTIAL	OCT. 5	-0.01

LAST VALUE PLOTTED
DATE VALUE

SERIES NAME

CHART 9. LONG TERM GOVERNMENT BOND YIELDS

UNITED STATES	SEPT. 30	7.40
GERMANY	SEPT. 23	5.71
JAPAN (MONTHLY)	AUG.	6.82
SWITZERLAND	SEPT. 23	4.00
CANADA	SEPT. 30	8.61
FRANCE	SEPT. 16	10.79
NETHERLANDS	SEPT. 16	6.91
UNITED KINGDOM	SEPT. 30	9.44

U.S. CORPORATE

AAA BONDS	SEPT.	7.92
EURO-DM BONDS	AUG.	6.65
EURO-DOLLAR BONDS	AUG.	7.46

CHART 10. INDUSTRIAL STOCK INDEXES

UNITED STATES	SEPT. 30	98.26
JAPAN	SEPT. 16	255.88
CANADA	AUG. 26	89.07
FRANCE	SEPT. 16	85.54
UNITED KINGDOM	SEPT. 30	124.04
SWITZERLAND	SEPT. 23	77.65
GERMANY	SEPT. 23	95.80



FEDERAL RESERVE statistical release

H.10

OCTOBER 7, 1977

FOREIGN EXCHANGE RATES

FOR THE WEEK ENDING OCTOBER 7, 1977

The Board of Governors of the Federal Reserve System is advised that the Federal Reserve Bank of New York has certified for customs purposes the following noon buying rate in New York City for cable transfers payable in foreign currencies:

COUNTRY	MONETARY UNIT	(RATE U.S. CENTS)				
		OCT. 3	OCT. 4	OCT. 5	OCT. 6	OCT. 7
AUSTRALIA	DOLLAR	111.3500	110.9500	111.1500	110.4000	111.6500
AUSTRIA	SCHILLING	6.10750	6.10250	6.08000	6.11000	6.11250
BELGIUM	FRANC	2.81060	2.80700	2.80800	2.81450	2.81150
CANADA	DOLLAR	92.8200	92.5450	92.4200	92.1200	91.9700
DENMARK	KRONE	16.3350	16.2950	16.2950	16.3400	16.3200
FINLAND	MARKKA	24.0800	24.1150	24.0750	24.1575	24.1625
FRANCE	FRANC	20.5350	20.4500	20.4700	20.5350	20.5200
GERMANY	D. MARK	43.6350	43.5000	43.4700	43.6100	43.5850
INDIA	RUPEE	11.4500	11.4500	11.4500	11.4500	11.6000
IRELAND	POUND	175.5900	175.5500	175.7200	175.9600	175.8700
ITALY	LIRA	0.11355	0.11342	0.11342	0.11345	0.11342
JAPAN	YEN	0.38355	0.38340	0.38300	0.38677	0.38820
MALAYSIA	DOLLAR	40.7100	40.7000	40.7500	40.6000	40.9000
MEXICO	PESO	4.4000	4.4000	4.4000	4.4050	4.4050
NETHERLANDS	GUILDER	40.9700	40.8600	40.8800	41.0100	40.9650
NEW ZEALAND	DOLLAR	97.6000	97.4500	97.6000	97.6000	97.8000
NORWAY	KRONE	18.2450	18.2100	18.1850	18.2300	18.1600
PORTUGAL	ESCUDO	2.4525	2.4575	2.4600	2.4600	2.4600
SOUTH AFRICA	RAND	115.0000	115.0000	115.0000	115.0000	115.0000
SPAIN	PESATA	1.1816	1.1823	1.1833	1.1848	1.1848
SRI LANKA	RUPEE	11.6000	11.6000	11.6000	11.6000	11.6000
SWEDEN	KRONA	20.8100	20.7500	20.7650	20.8550	20.8100
SWITZERLAND	FRANC	42.8000	42.8100	42.8175	43.0800	43.2300
UNITED KINGDOM	POUND	175.5900	175.5500	175.7200	175.9600	175.8700