

FRASER COPY

Selected Interest & Exchange Rates

Weekly Series of Charts

Federal Reserve Bank
of St. Louis
1919
LIBRARY

H.13

SEPTEMBER 12, 1977

Prepared by the
FINANCIAL MARKETS
SECTION

DIVISION OF
INTERNATIONAL FINANCE

BOARD OF GOVERNORS
FEDERAL RESERVE SYSTEM
Washington, D.C. 20551

Table of Contents

TABLES

1. LATEST FIGURES PLOTTED
2. DAILY CERTIFIED SPOT EXCHANGE RATES--
H.10 RELEASE

CHARTS

1. SPOT EXCHANGE RATE INDEXES
2. 3-MONTH FORWARD EXCHANGE RATES
3. GOLD PRICE--LONDON
4. CALL MONEY RATES
5. 3-MONTH INTEREST RATES
6. EURO-DOLLAR DEPOSIT RATES
7. SELECTED EURO-DOLLAR AND
U.S. MONEY MARKET RATES
8. INTEREST ARBITRAGE: 3-MONTH FUNDS
9. LONG-TERM GOVERNMENT BOND YIELDS
10. INDUSTRIAL STOCK INDEXES

SUBSCRIPTION RATES:

Weekly \$15.00 per year or \$.40 each in the United States, its possessions, Canada, and Mexico; 10 or more of the same issue to one address, \$13.50 per year or \$.35 each. Elsewhere, \$20.00 per year or \$.50 each. Address requests to Publications Services, Division of Administrative Services, and make payment remittance payable to the order of the Board of Governors of the Federal Reserve System in a form collectible at par in U.S. Currency.

SPOT EXCHANGE RATES

DOLLAR PRICES OF FOREIGN CURRENCIES AND WEIGHTED AVERAGE VALUES (DASHED LINE)
AVERAGES FOR WEEK ENDING WEDNESDAY

RATIO SCALE
MAY 1970 PARITY=100

RATIO SCALE
MAY 1970 PARITY=100

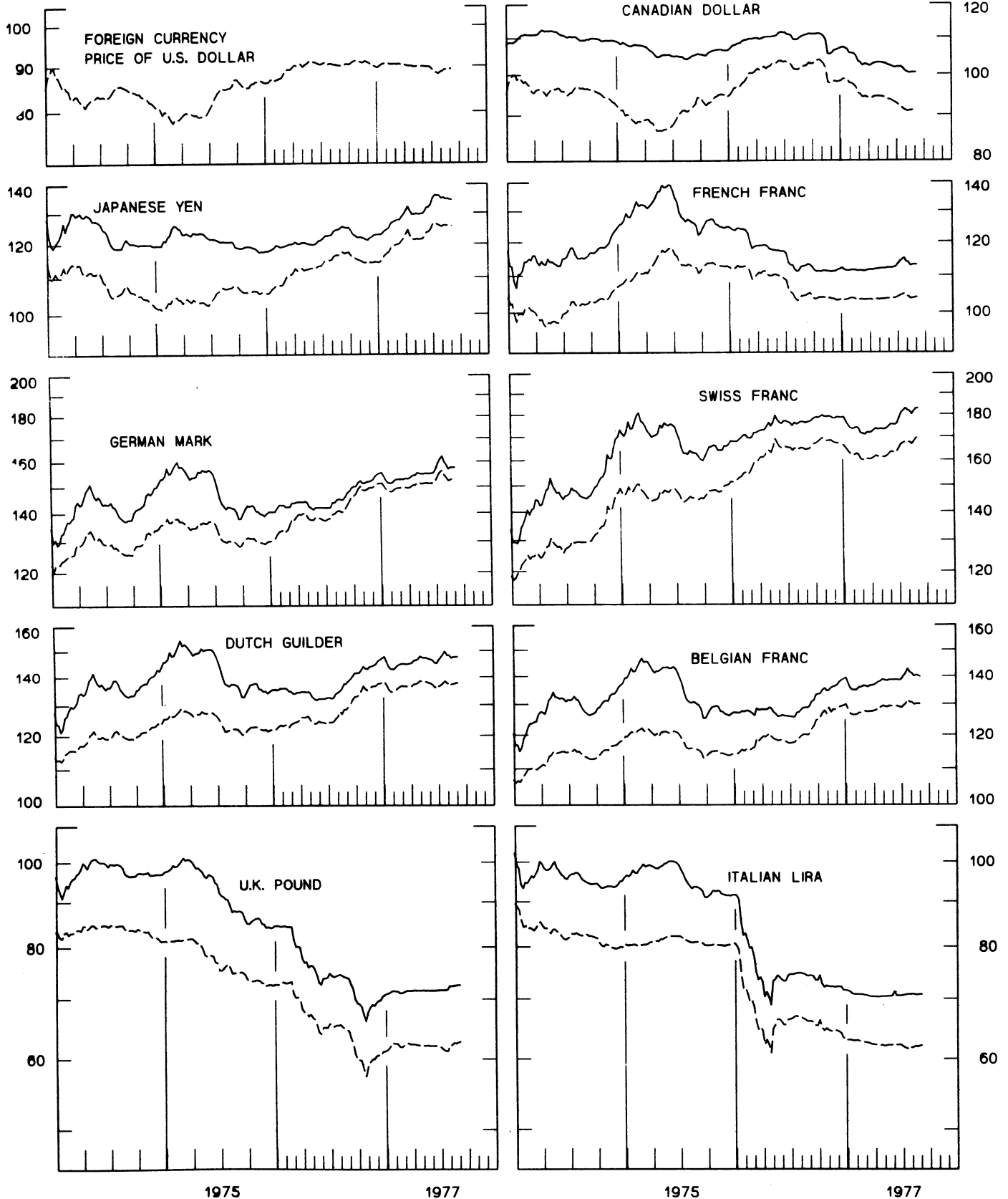
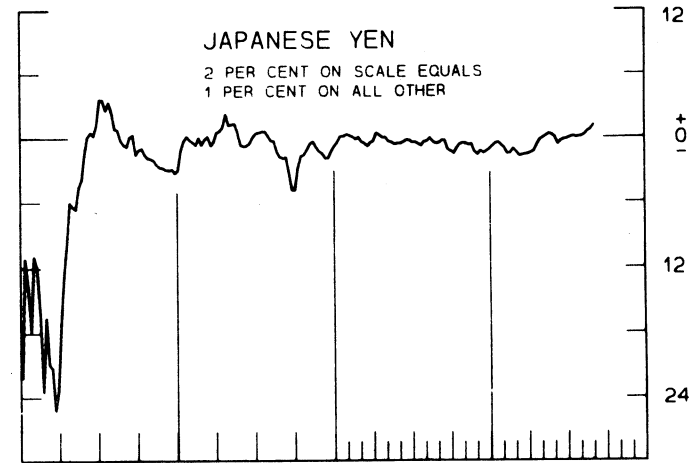
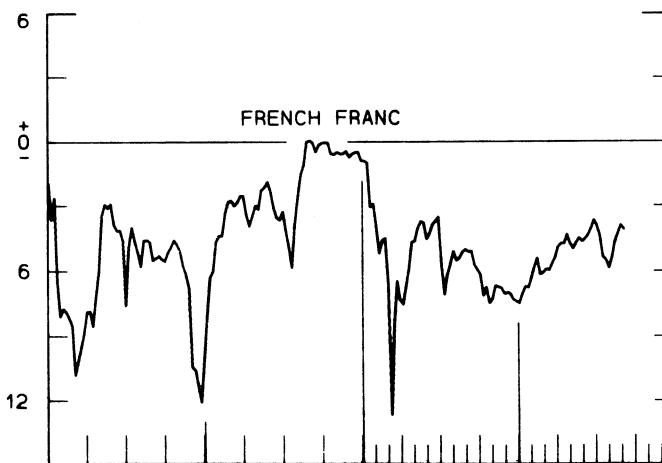
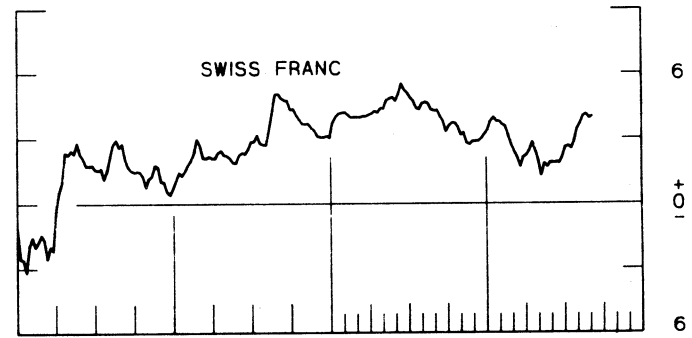
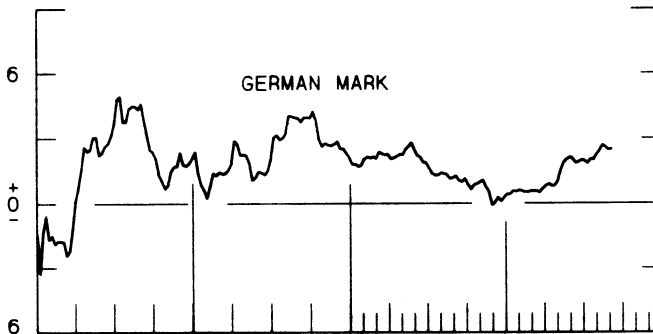
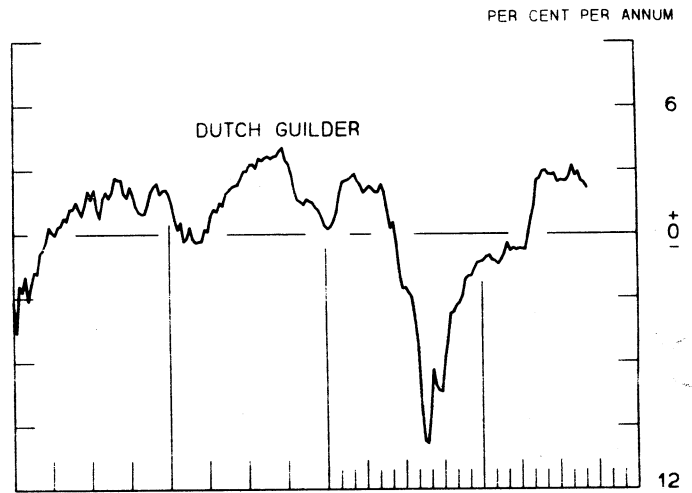
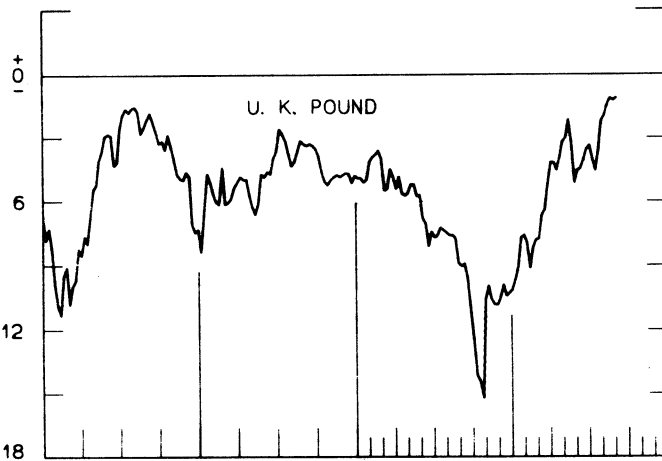
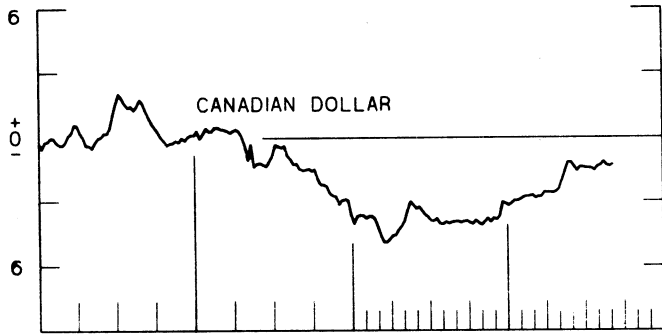


CHART 2

3-MONTH FORWARD EXCHANGE RATES

PREMIUM (+) OR (-)
AVERAGES FOR WEEK ENDING WEDNESDAY

PER CENT PER ANNUM



1975

1977

1975

1977

CHART 3
PRICE OF GOLD IN LONDON
AVERAGES FOR WEEK ENDING WEDNESDAY

U.S. DOLLARS PER FINE OUNCE

U.S. DOLLARS PER FINE OUNCE



CHART 4
CALL MONEY RATES
 WEEKLY SERIES

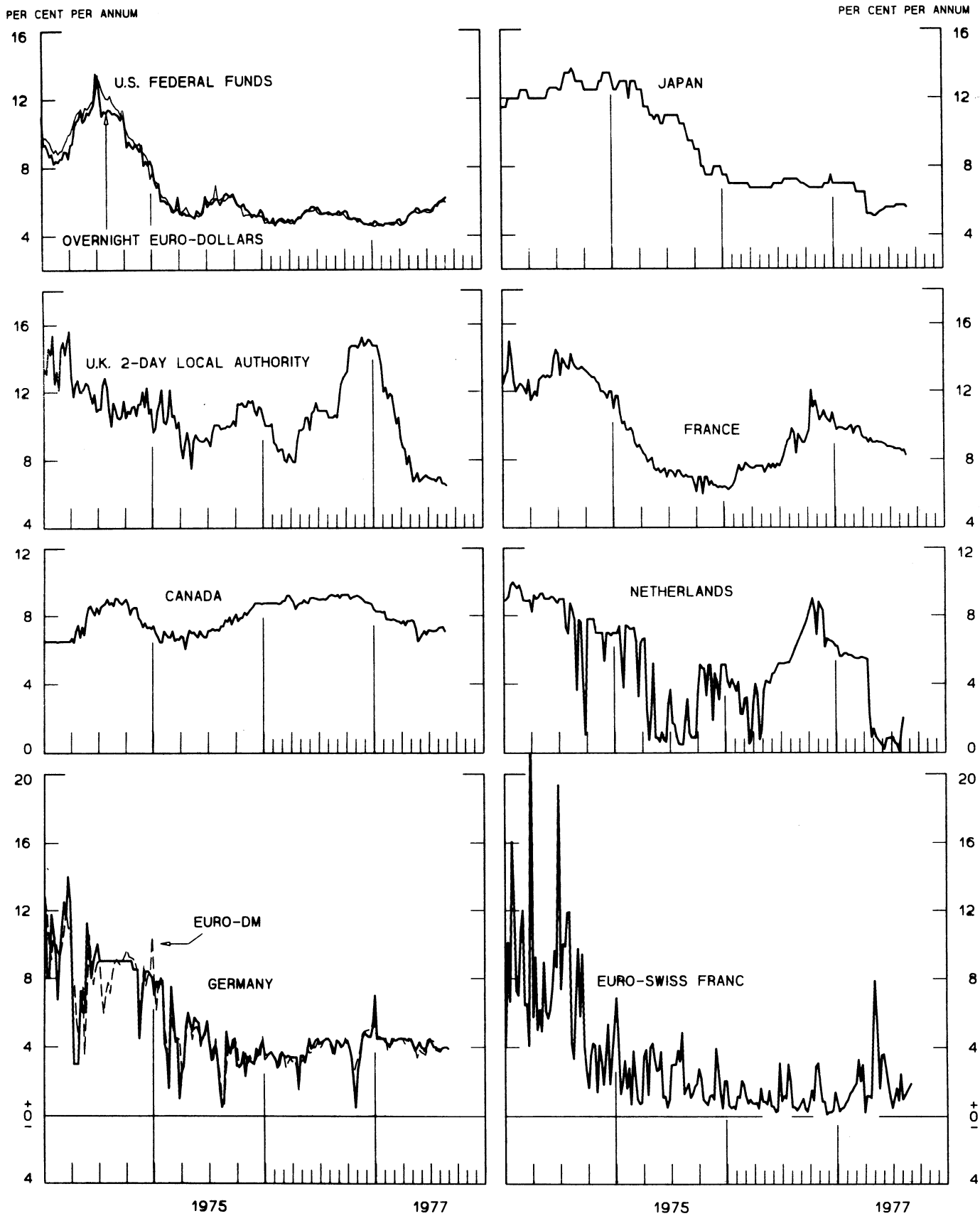
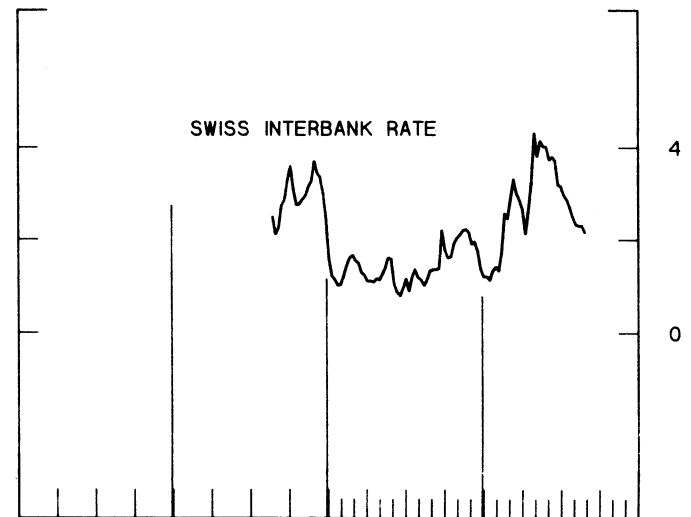
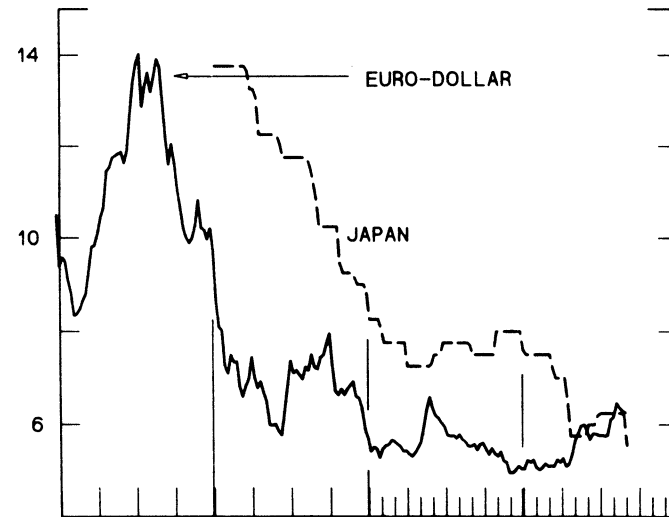
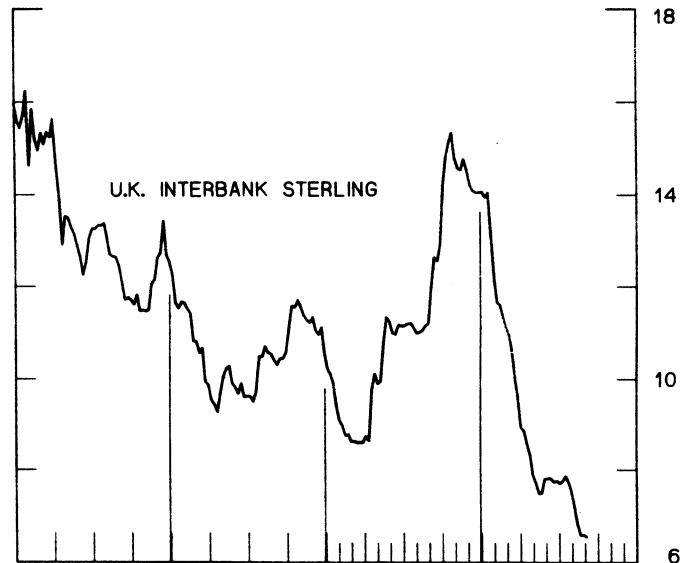
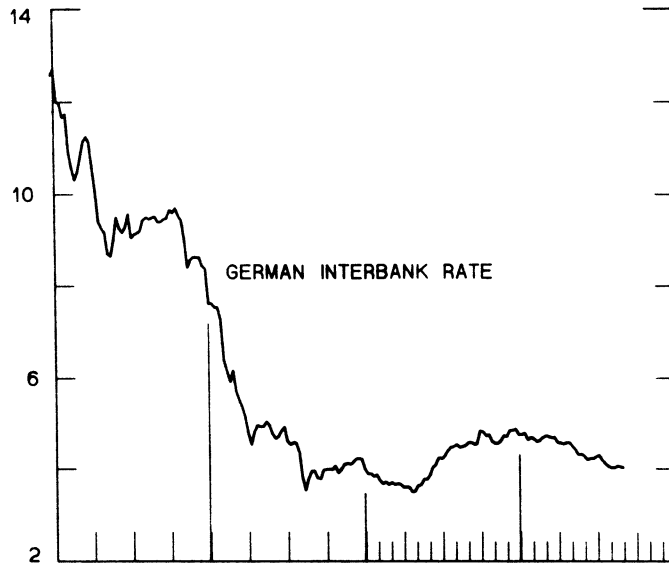
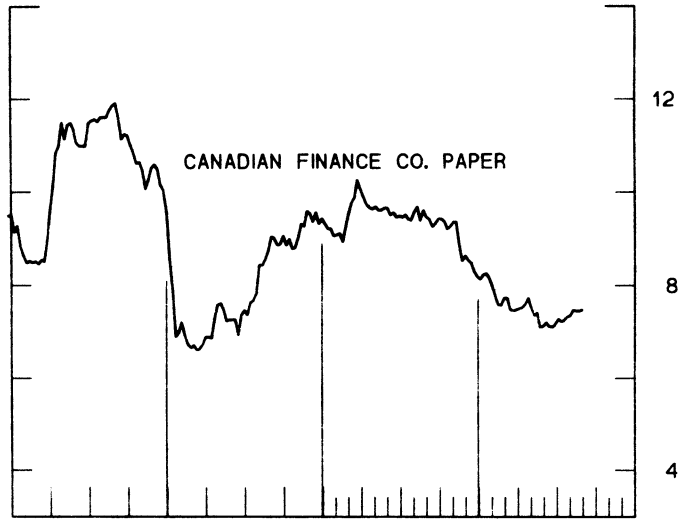
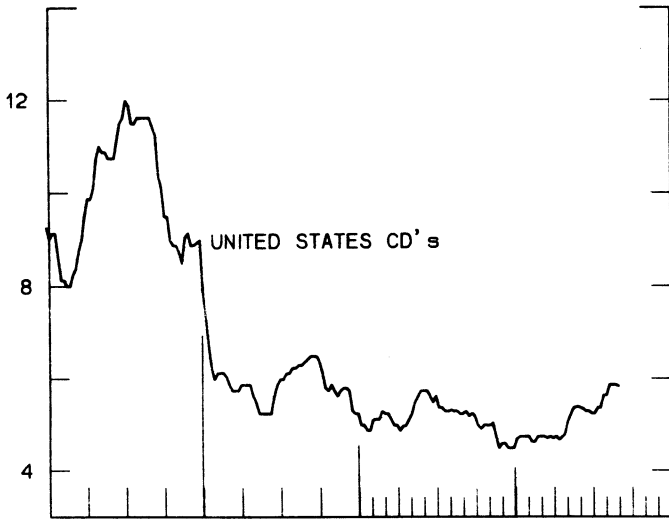


CHART 5
3-MONTH INTEREST RATES
 WEEKLY SERIES

PER CENT PER ANNUM

PER CENT PER ANNUM



1975

1977

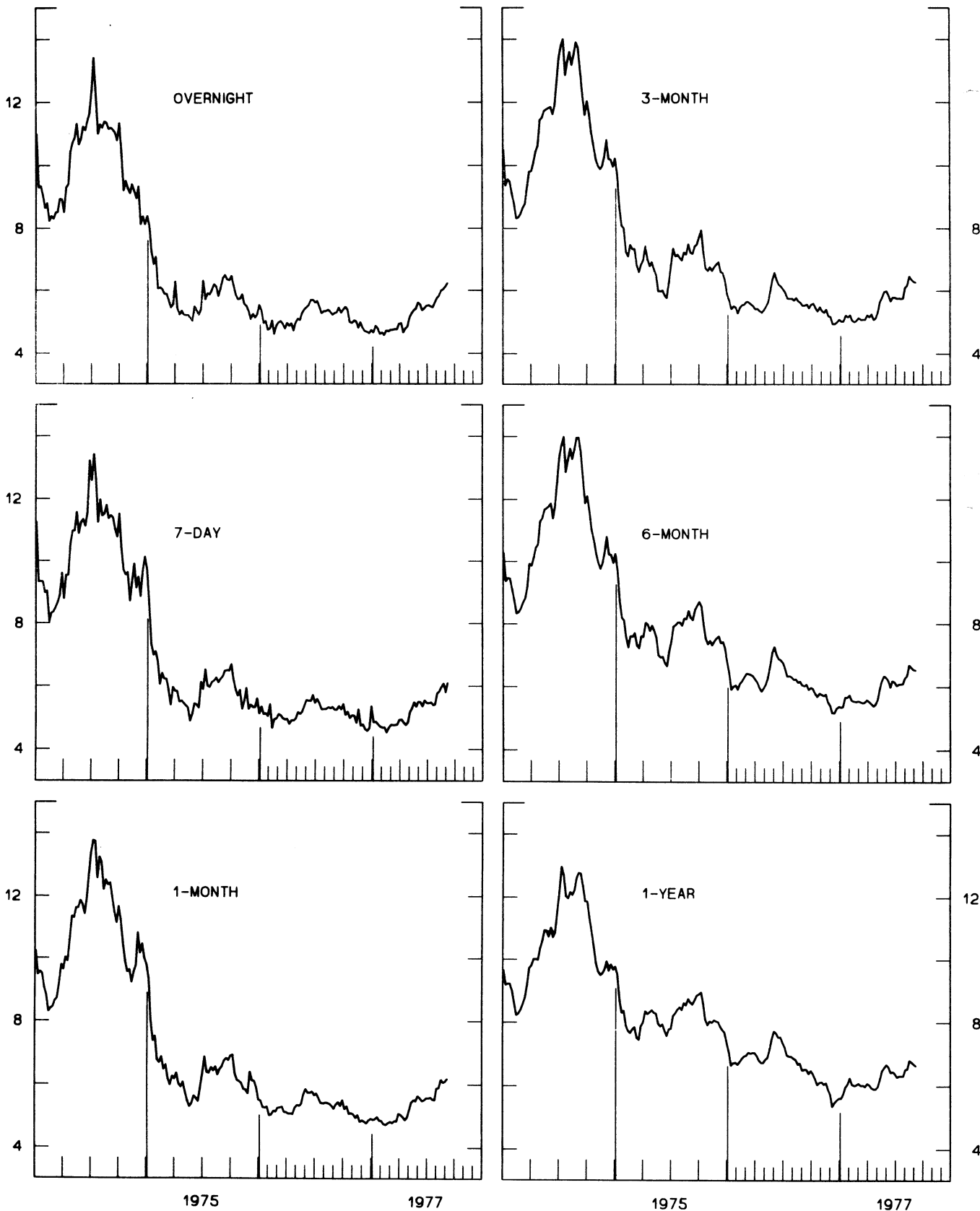
1975

1977

CHART 6
EURO-DOLLAR DEPOSIT RATES LONDON
AVERAGES FOR WEEK ENDING WEDNESDAY

PER CENT PER ANNUM

PER CENT PER ANNUM



1975

1977

1975

1977

CHART 7
SELECTED EURO-DOLLAR AND U. S. MONEY MARKET RATES
 AVERAGES FOR WEEK ENDING WEDNESDAY

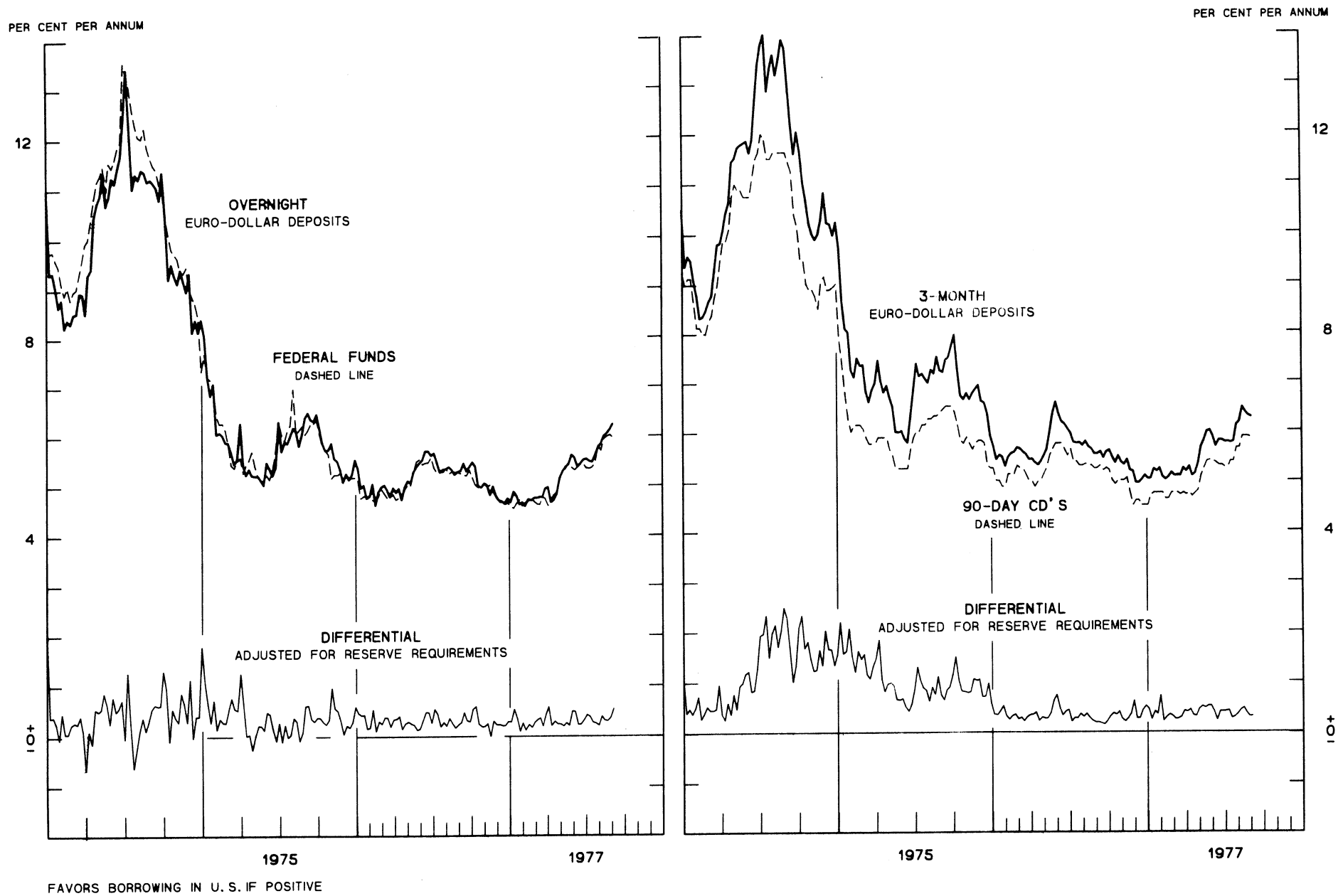


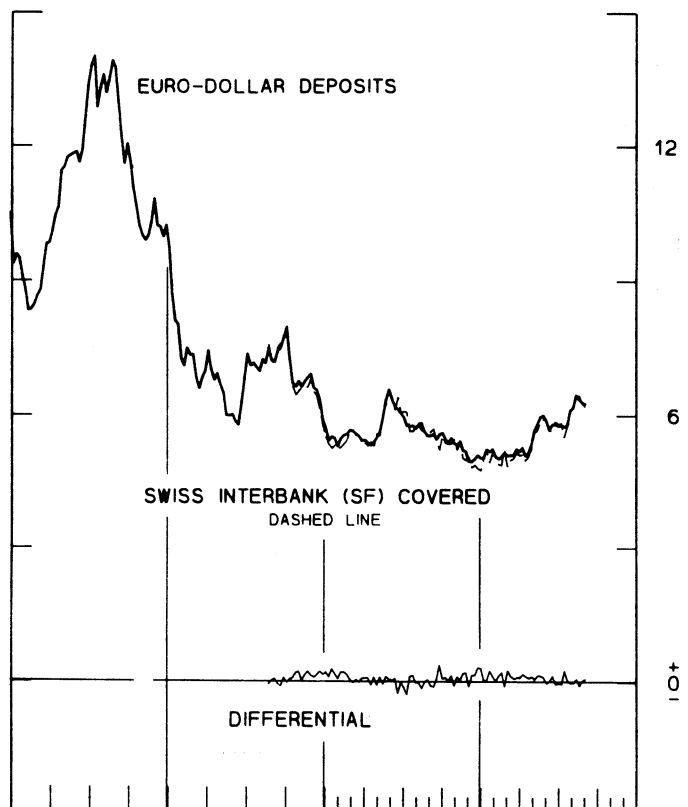
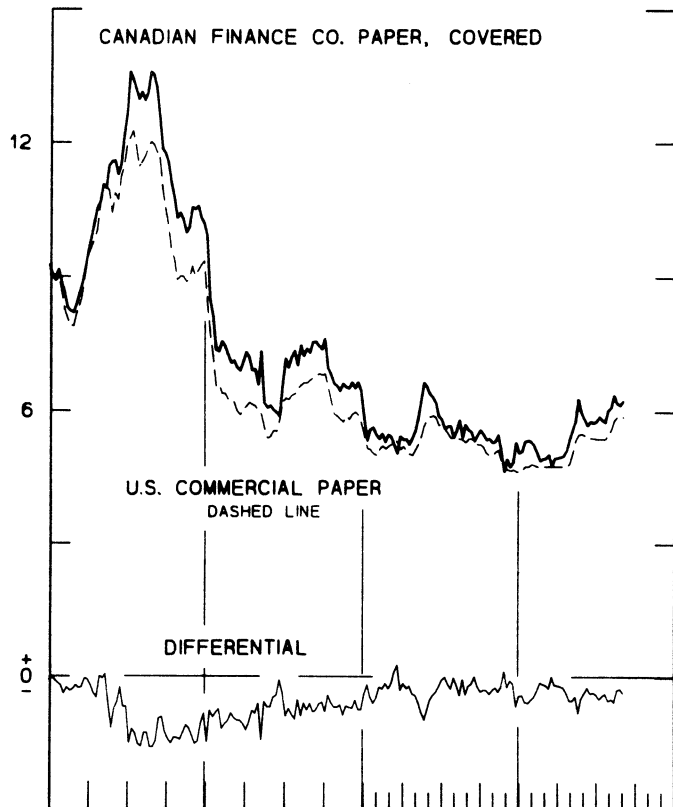
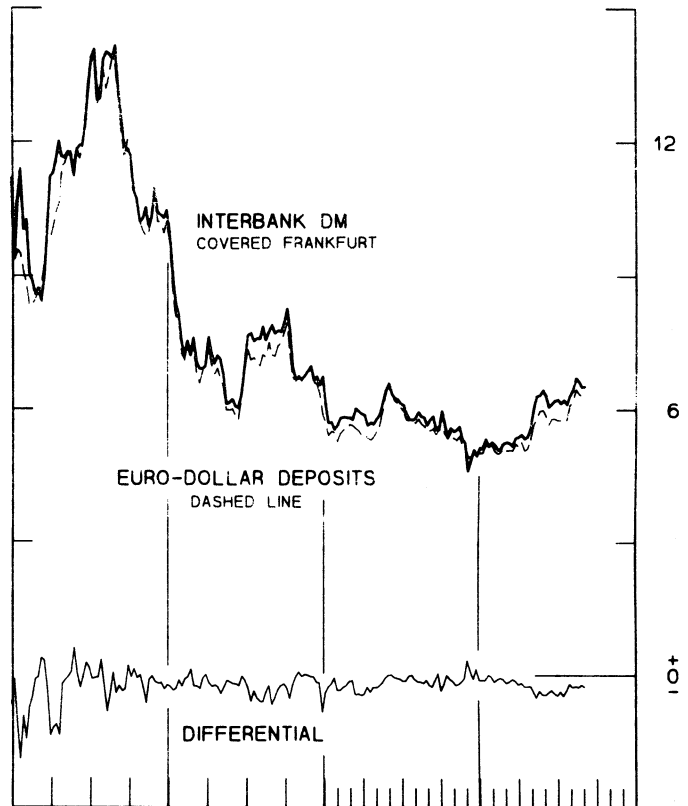
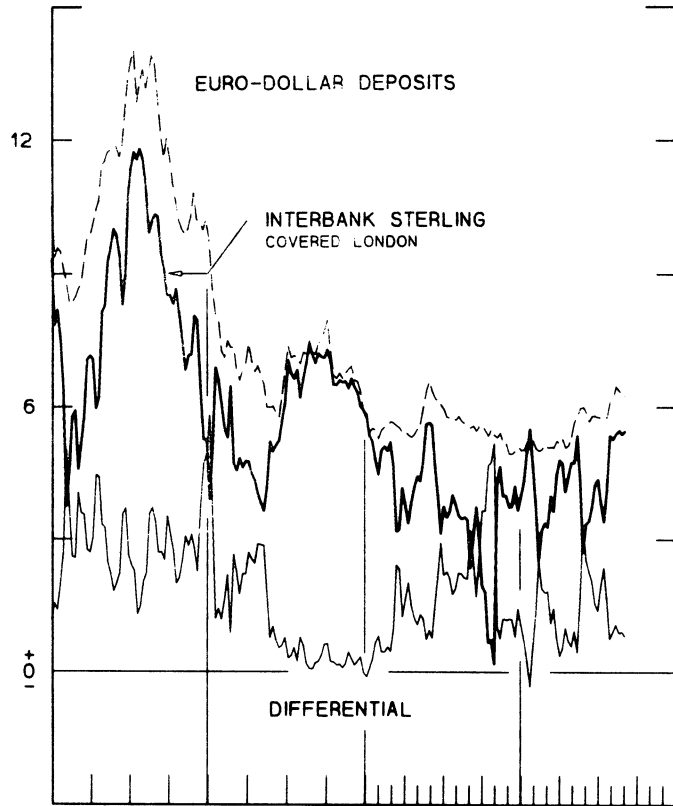
CHART 8

INTEREST ARBITRAGE: 3-MONTH FUNDS

DIFFERENTIAL: PLUS(+), INDICATES FAVOR DOLLAR ASSETS
AVERAGES FOR WEEK ENDING WEDNESDAY

PER CENT PER ANNUM

PER CENT PER ANNUM



1975

1977

1975

1977.

CHART 9
LONG-TERM GOVERNMENT BOND YIELDS
 WEEKLY SERIES

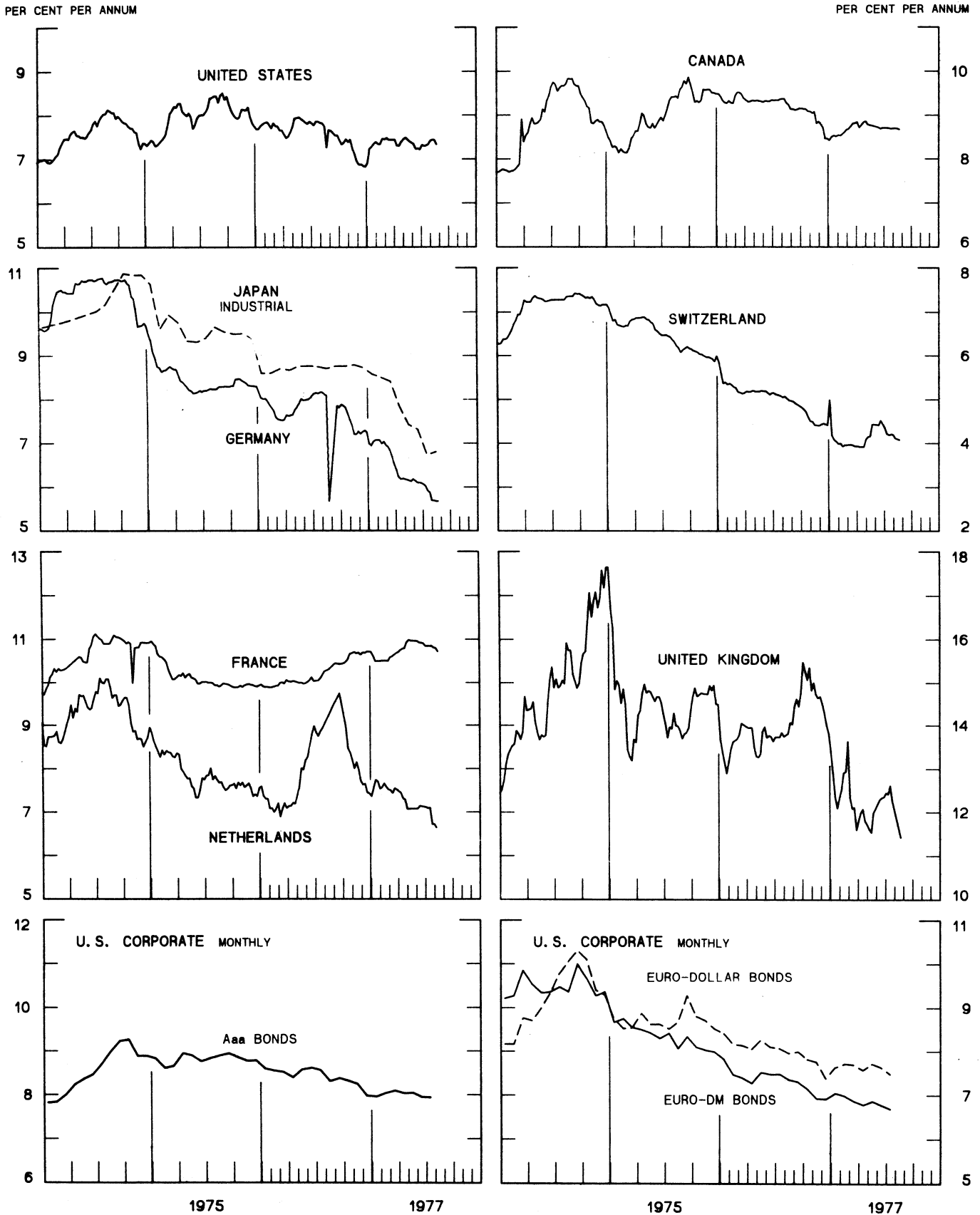
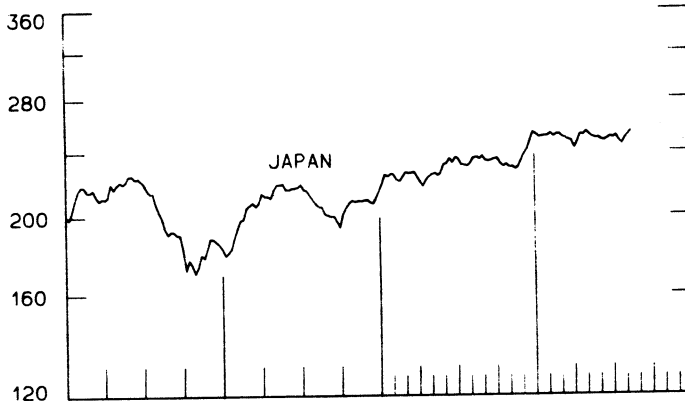
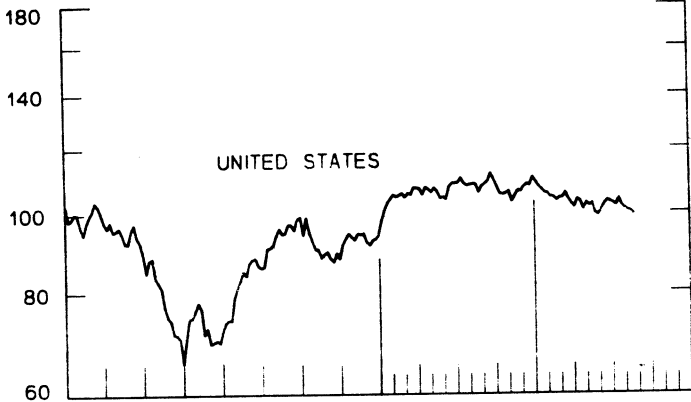
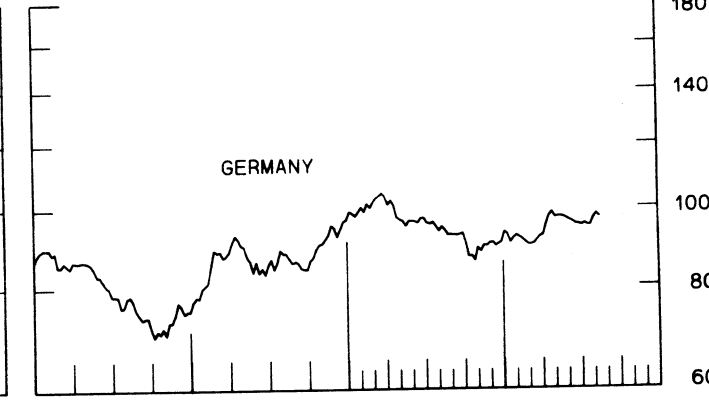
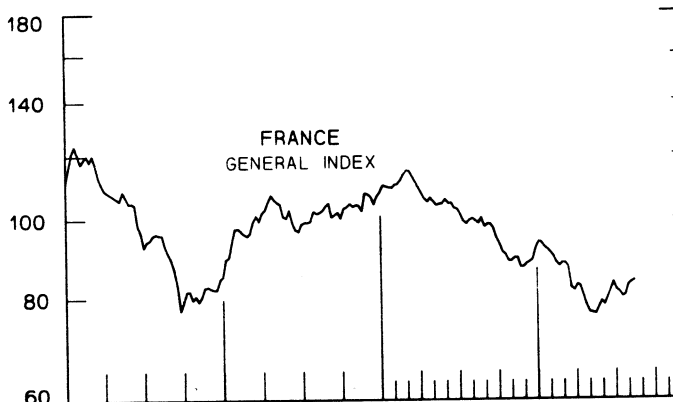
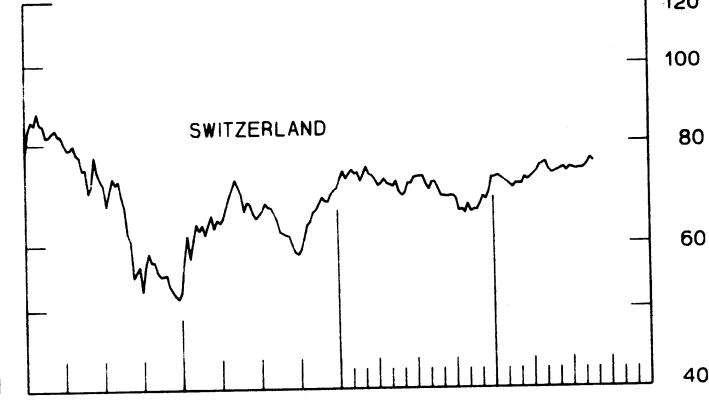
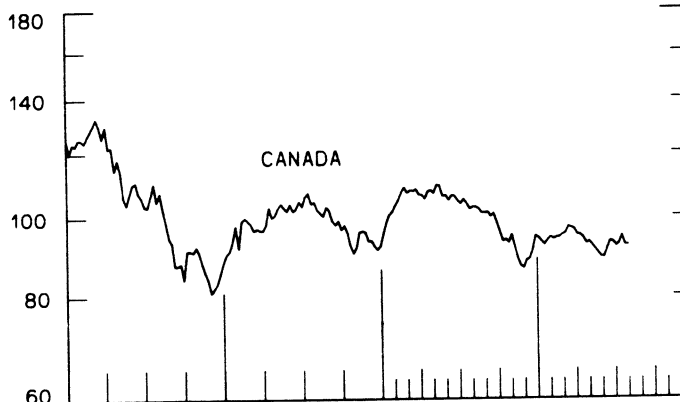
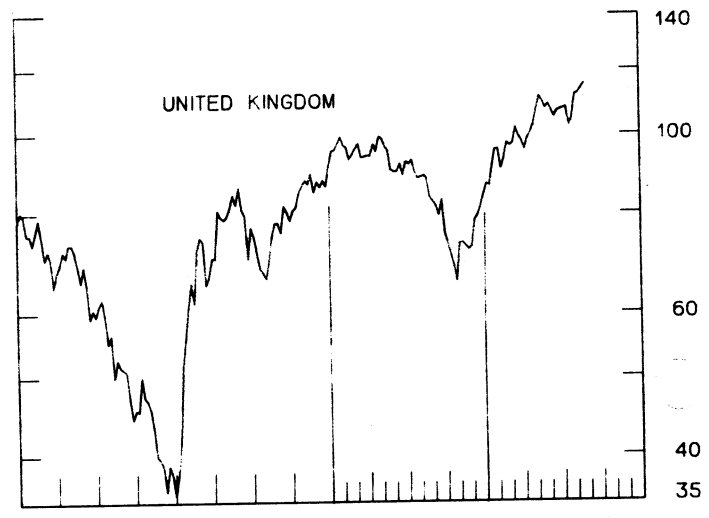


CHART 10
INDUSTRIAL STOCK INDEXES
 WEEKLY SERIES

RATIO SCALE
 1969=100



RATIO SCALE
 1969=100



1975

1977

1975

1977

SERIES NAME

LAST VALUE PLOTTED
DATE VALUE

CHART 1. SPOT EXCHANGE RATES

U.S. DOLLAR, WEIGHTED AVERAGE	SEPT. 7	89.48
JAPANESE YEN	SEPT. 7	134.51
GERMAN MARK	SEPT. 7	157.62
DUTCH GUILDER	SEPT. 7	147.68
U.K. POUND	SEPT. 7	72.58
CANADIAN DOLLAR	SEPT. 7	100.65
FRENCH FRANC	SEPT. 7	113.14
SWISS FRANC	SEPT. 7	182.86
BELGIAN FRANC	SEPT. 7	139.85
ITALIAN LIRA	SEPT. 7	70.82

CHART 2. 3-MONTH FORWARD EXCHANGE RATES

CANADIAN DOLLAR	SEPT. 7	-1.25
U.K. POUND	SEPT. 7	-1.11
GERMAN MARK	SEPT. 7	2.50
FRENCH FRANC	SEPT. 7	-4.08
SWISS FRANC	SEPT. 7	4.02
DUTCH GUILDER	SEPT. 7	2.18
JAPANESE YEN	SEPT. 7	1.16

CHART 3. GOLD PRICE IN LONDON

U.S. DOLLAR PER FINE OUNCE	SEPT. 7	146.92
----------------------------	---------	--------

CHART 4. CALL MONEY RATES

U.S. FEDERAL FUNDS	SEPT. 7	5.96
OVERNIGHT EURO-DOLLAR DEPOSITS	SEPT. 7	6.24
U.K. 2-DAY LOCAL AUTHORITY DEPOSITS	SEPT. 2	6.50
CANADA	AUG. 26	7.08
GERMANY	SEPT. 2	3.90
EURO-DM	SEPT. 2	3.90
JAPAN	SEPT. 2	5.63
FRANCE	AUG. 26	8.25
NETHERLANDS	AUG. 12	2.04
EURO-SWISS FRANC	SEPT. 2	1.92

CHART 5. 3-MONTH INTEREST RATES

U.S. CD'S (60-89 DAYS)	SEPT. 7	5.64
GERMAN INTERBANK LOAN	SEPT. 7	4.03
JAPANESE BANK LOANS & DISCOUNTS	SEPT. 7	5.55
EURO-DOLLAR DEPOSIT	SEPT. 7	6.26
CANADIAN FINANCE COMPANY PAPER	SEPT. 7	7.50
INTERBANK STERLING	SEPT. 7	6.56
SWISS INTERBANK LOAN	SEPT. 7	2.17

SERIES NAME

LAST VALUE PLOTTED
DATE VALUE

CHART 6. EURO-DOLLAR DEPOSIT RATES: LONDON

OVERNIGHT	SEPT. 7	6.24
7-DAY	SEPT. 7	6.10
1-MONTH	SEPT. 7	6.18
3-MONTH	SEPT. 7	6.26
6-MONTH	SEPT. 7	6.51
1-YEAR	SEPT. 7	6.64

CHART 7. SELECTED EURO-DOLLAR AND U.S. MONEY MARKET RATES

OVERNIGHT EURO-DOLLAR DEPOSITS	SEPT. 7	6.24
U.S. FEDERAL FUNDS	SEPT. 7	5.96
DIFFERENTIAL ADJ. FOR RESERVE REQUIREMENTS	SEPT. 7	0.54
3-MONTH EURO-DOLLAR DEPOSIT RATE	SEPT. 7	6.26
U.S. CD'S (60-89 DAYS)	SEPT. 7	5.84
DIFFERENTIAL ADJ. FOR RESERVE REQUIREMENTS	SEPT. 7	0.31

CHART 8. INTEREST ARBITRAGE, 3-MONTH FUNDS

EURO-DOLLAR DEPOSIT	SEPT. 7	6.26
INTERBANK STERLING (LONDON), COVERED	SEPT. 7	5.46
DIFFERENTIAL	SEPT. 7	0.81
U.S. COMMERCIAL PAPER	SEPT. 7	5.88
CANADIAN FINANCE CO. PAPER, COVERED	SEPT. 7	6.25
DIFFERENTIAL	SEPT. 7	-0.37
EURO-DOLLAR DEPOSIT	SEPT. 7	6.26
INTERBANK DM (FRANKFURT), COVERED	SEPT. 7	6.53
DIFFERENTIAL	SEPT. 7	-0.27
EURO-DOLLAR DEPOSIT	SEPT. 7	6.26
SWISS INTERBANK, COVERED	SEPT. 7	6.20
DIFFERENTIAL	SEPT. 7	0.06

SERIES NAME

LAST VALUE PLOTTED
DATE VALUE

CHART 9. LONG TERM GOVERNMENT BOND YIELDS

UNITED STATES	AUG. 26	7.34
GERMANY	AUG. 26	5.69
JAPAN (MONTHLY)	AUG.	6.82
SWITZERLAND	AUG. 26	4.08
CANADA	AUG. 26	8.66
FRANCE	AUG. 19	10.72
NETHERLANDS	AUG. 12	6.64
UNITED KINGDOM	AUG. 26	11.42

U.S. CORPORATE

AAA BONDS	JULY	7.94
EUR0-DM BONDS	JULY	6.69
EUR0-DOLLAR BONDS	JULY	7.40

CHART 10. INDUSTRIAL STOCK INDEXES

UNITED STATES	AUG. 26	99.63
JAPAN	AUG. 19	254.00
CANADA	AUG. 5	92.24
FRANCE	AUG. 19	83.84
UNITED KINGDOM	AUG. 26	115.41
SWITZERLAND	AUG. 26	75.64
GERMANY	AUG. 19	97.38



FEDERAL RESERVE statistical release

H.10

SEPTEMBER 12, 1977

FOREIGN EXCHANGE RATES

FOR THE WEEK ENDING SEPTEMBER 9, 1977

The Board of Governors of the Federal Reserve System is advised that the Federal Reserve Bank of New York has certified for customs purposes the following noon buying rate in New York City for cable transfers payable in foreign currencies:

COUNTRY	MONETARY UNIT	(RATE U.S. CENTS)				
		SEP. 5	SEP. 6	SEP. 7	SEP. 8	SEP. 9
AUSTRALIA	DOLLAR		110.2000	110.3000	110.3000	110.2200
AUSTRIA	SCHILLING		6.04500	6.05500	6.06000	6.03750
BELGIUM	FRANC		2.80000	2.80500	2.79800	2.79300
CANADA	DOLLAR	H	93.0100	93.0750	93.2150	93.1350
DENMARK	KRONE		16.2000	16.2400	16.2300	16.2100
FINLAND	MARKKA		23.9400	23.9800	24.0000	23.9500
FRANCE	FRANC	C	20.3450	20.3825	20.3250	20.3000
GERMANY	D. MARK		43.0700	43.1500	43.0600	43.0150
INDIA	RUPEE		11.4500	11.4500	11.4500	11.4500
IRELAND	POUND	L	174.1100	174.3000	174.2900	174.2400
ITALY	LIRA		0.11330	0.11330	0.11325	0.11320
JAPAN	YEN		0.37370	0.37480	0.37470	0.37475
MALAYSIA	DOLLAR	I	40.6100	40.6000	40.6350	40.5600
MEXICO	PESO		4.3600	4.3650	4.3700	4.3475
NETHERLANDS	GUILDER		40.7250	40.8100	40.7250	40.6450
NEW ZEALAND	DOLLAR	D	96.7500	96.7500	96.8500	96.8000
NORWAY	KRONE		18.3300	18.3600	18.3650	18.3450
PORTUGAL	ESCUDO		2.4500	2.4600	2.4500	2.4575
SOUTH AFRICA	RAND	A	115.0000	115.0000	115.0000	115.0000
SPAIN	PESATA		1.1831	1.1832	1.1836	1.1832
SRI LANKA	RUPEE		13.7000	13.7000	13.7000	13.7000
SWEDEN	KRONA	Y	20.5500	20.5900	20.5700	20.5600
SWITZERLAND	FRANC		41.7600	41.9700	41.9900	41.8950
UNITED KINGDOM	POUND		174.1100	174.3000	174.2900	174.2400