
Selected Interest & Exchange Rates

Weekly Series of Charts

of 300 800 1000

SEP 6 1977

LIBRARY

LIBRARY COPY

AUGUST 29, 1977

**Prepared by the
FINANCIAL MARKETS
SECTION**

**DIVISION OF
INTERNATIONAL FINANCE**

**BOARD OF GOVERNORS
FEDERAL RESERVE SYSTEM
Washington, D.C. 20551**

Table of Contents

TABLES

1. LATEST FIGURES PLOTTED
2. DAILY CERTIFIED SPOT EXCHANGE RATES--
H.10 RELEASE

CHARTS

1. SPOT EXCHANGE RATE INDEXES
2. 3-MONTH FORWARD EXCHANGE RATES
3. GOLD PRICE--LONDON
4. CALL MONEY RATES
5. 3-MONTH INTEREST RATES
6. EURO-DOLLAR DEPOSIT RATES
7. SELECTED EURO-DOLLAR AND
U.S. MONEY MARKET RATES
8. INTEREST ARBITRAGE: 3-MONTH FUNDS
9. LONG-TERM GOVERNMENT BOND YIELDS
10. INDUSTRIAL STOCK INDEXES

SUBSCRIPTION RATES:

Weekly \$15.00 per year or \$.40 each in the United States, its possessions, Canada, and Mexico; 10 or more of the same issue to one address, \$13.50 per year or \$.35 each. Elsewhere, \$20.00 per year or \$.50 each. Address requests to Publications Services, Division of Administrative Services, and make payment remittance payable to the order of the Board of Governors of the Federal Reserve System in a form collectible at par in U.S. Currency.

CHART 1

SPOT EXCHANGE RATES

DOLLAR PRICES OF FOREIGN CURRENCIES AND WEIGHTED AVERAGE VALUES (DASHED LINE)
AVERAGES FOR WEEK ENDING WEDNESDAY

RATIO SCALE
MAY 1970 PARITY=100

RATIO SCALE
MAY 1970 PARITY=100

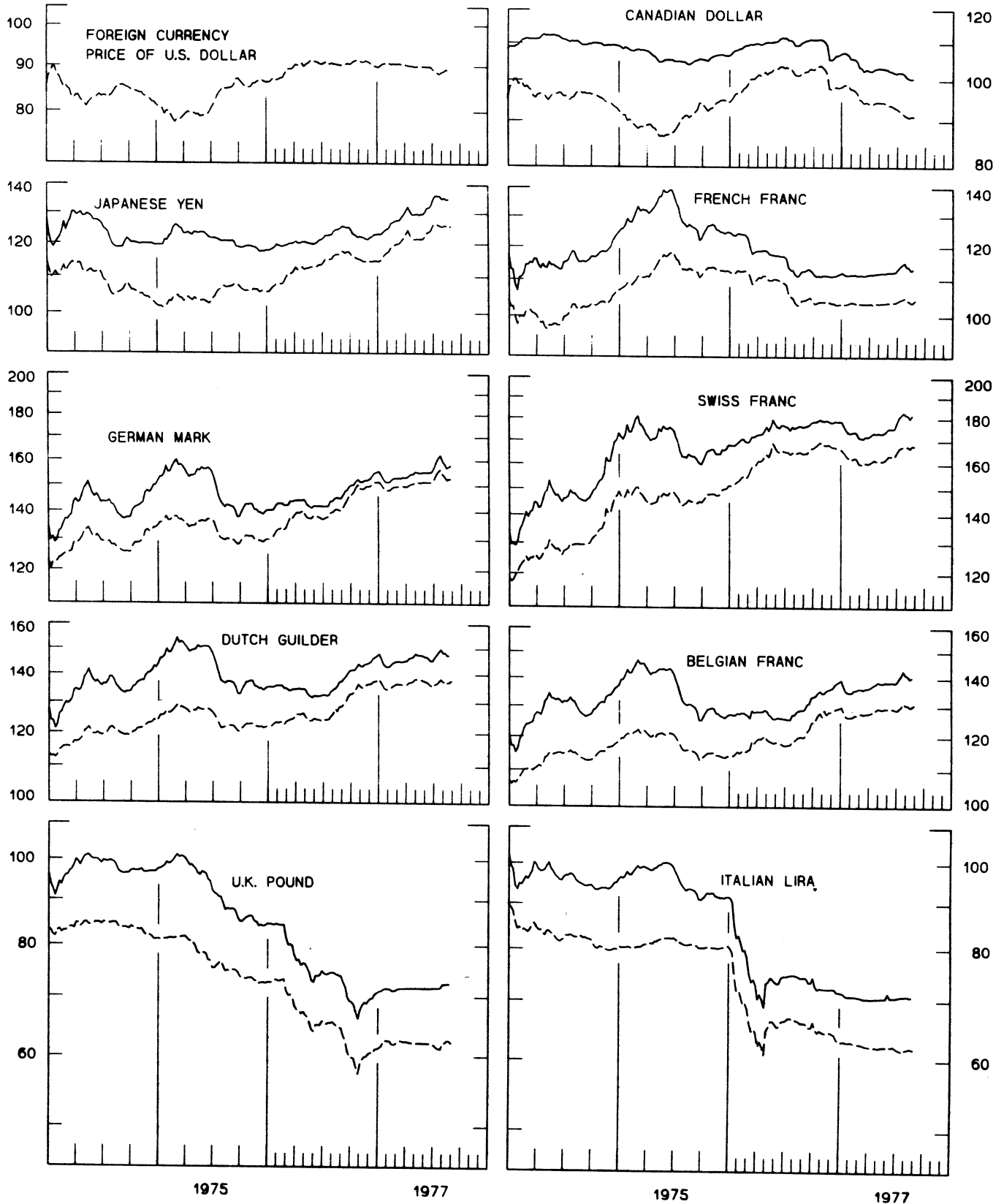


CHART 2
3-MONTH FORWARD EXCHANGE RATES
 PREMIUM (+) OR (-)
 AVERAGES FOR WEEK ENDING WEDNESDAY

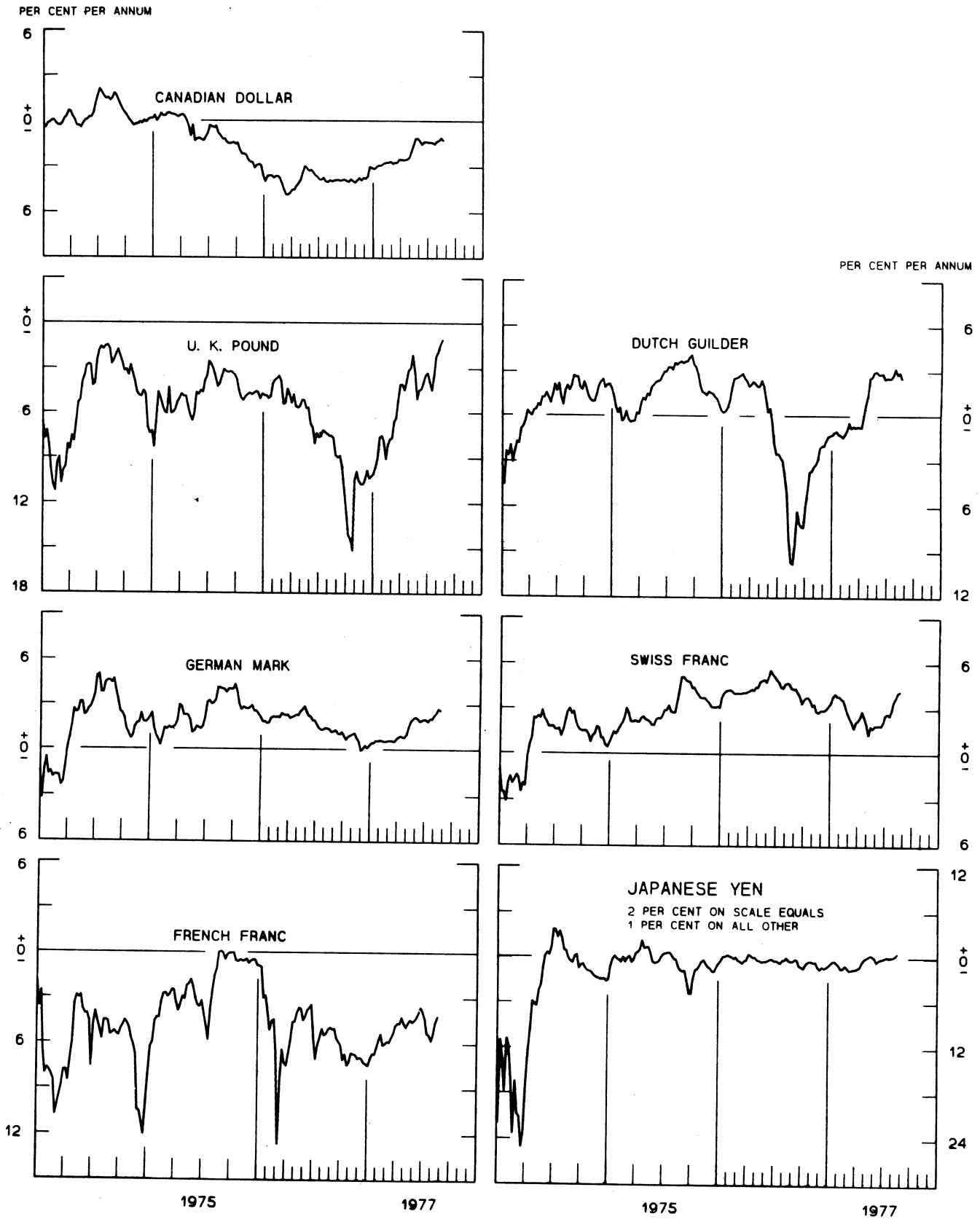


CHART 3
PRICE OF GOLD IN LONDON
AVERAGES FOR WEEK ENDING WEDNESDAY

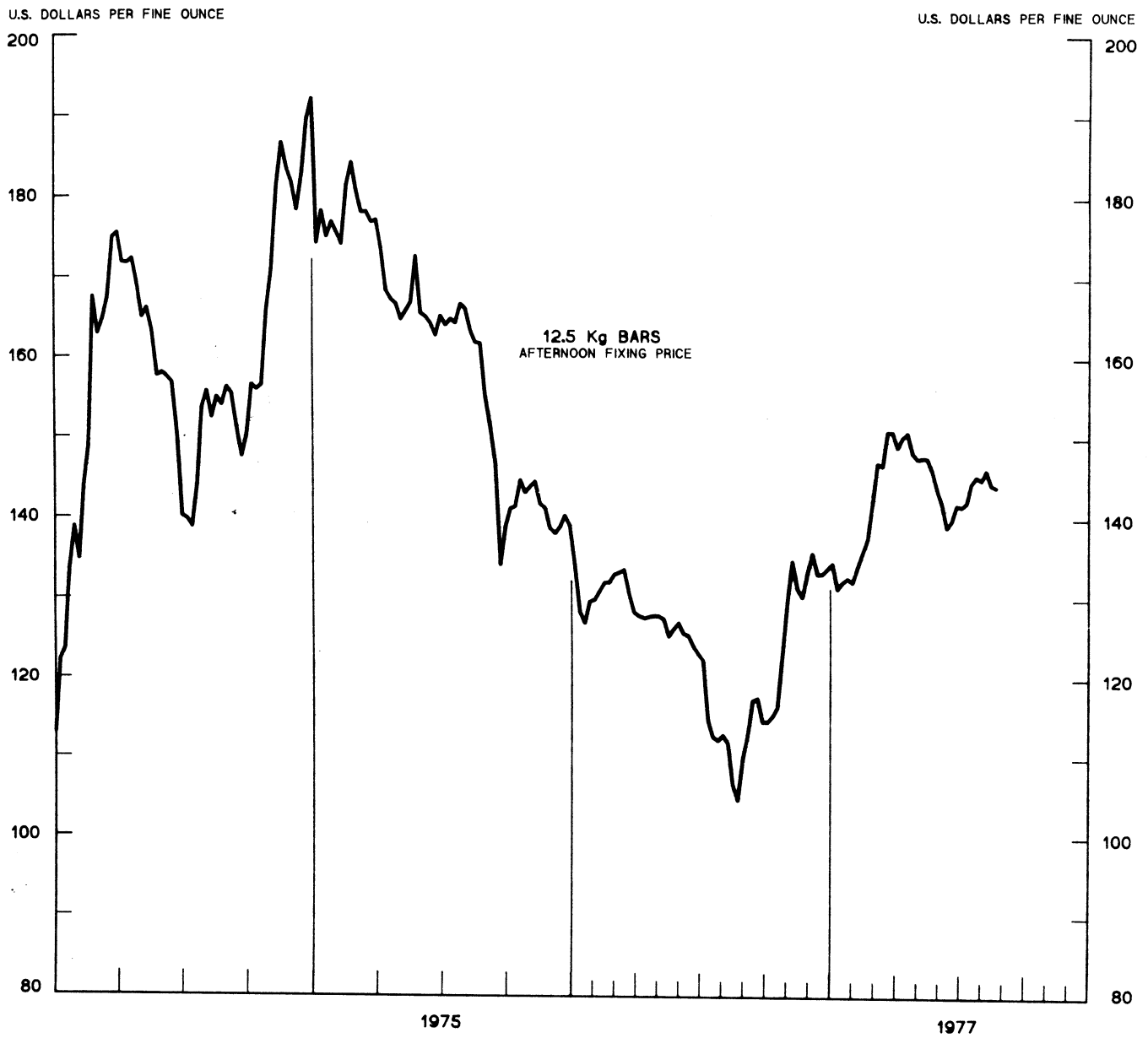


CHART 4
CALL MONEY RATES
 WEEKLY SERIES

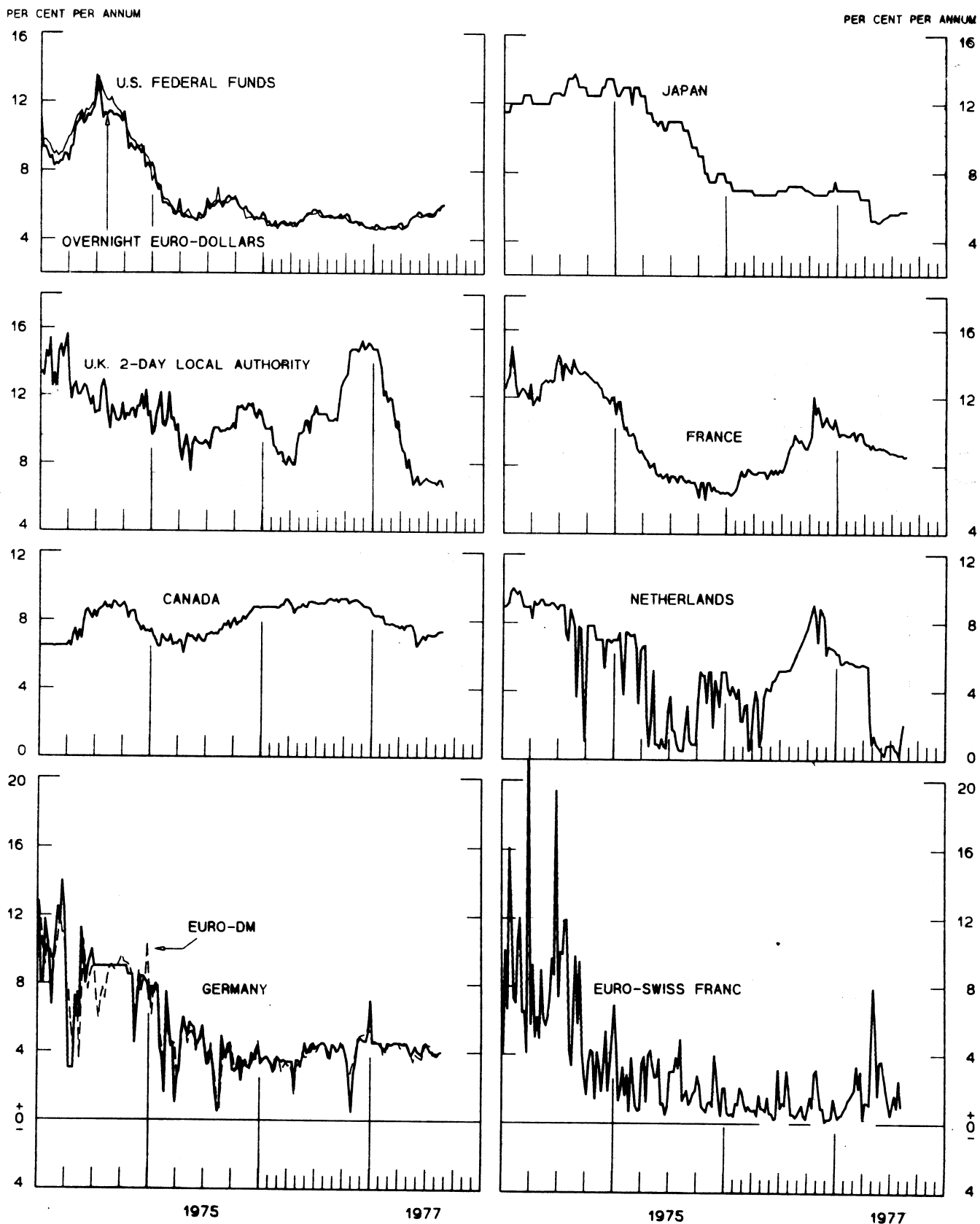


CHART 5
3-MONTH INTEREST RATES
 WEEKLY SERIES

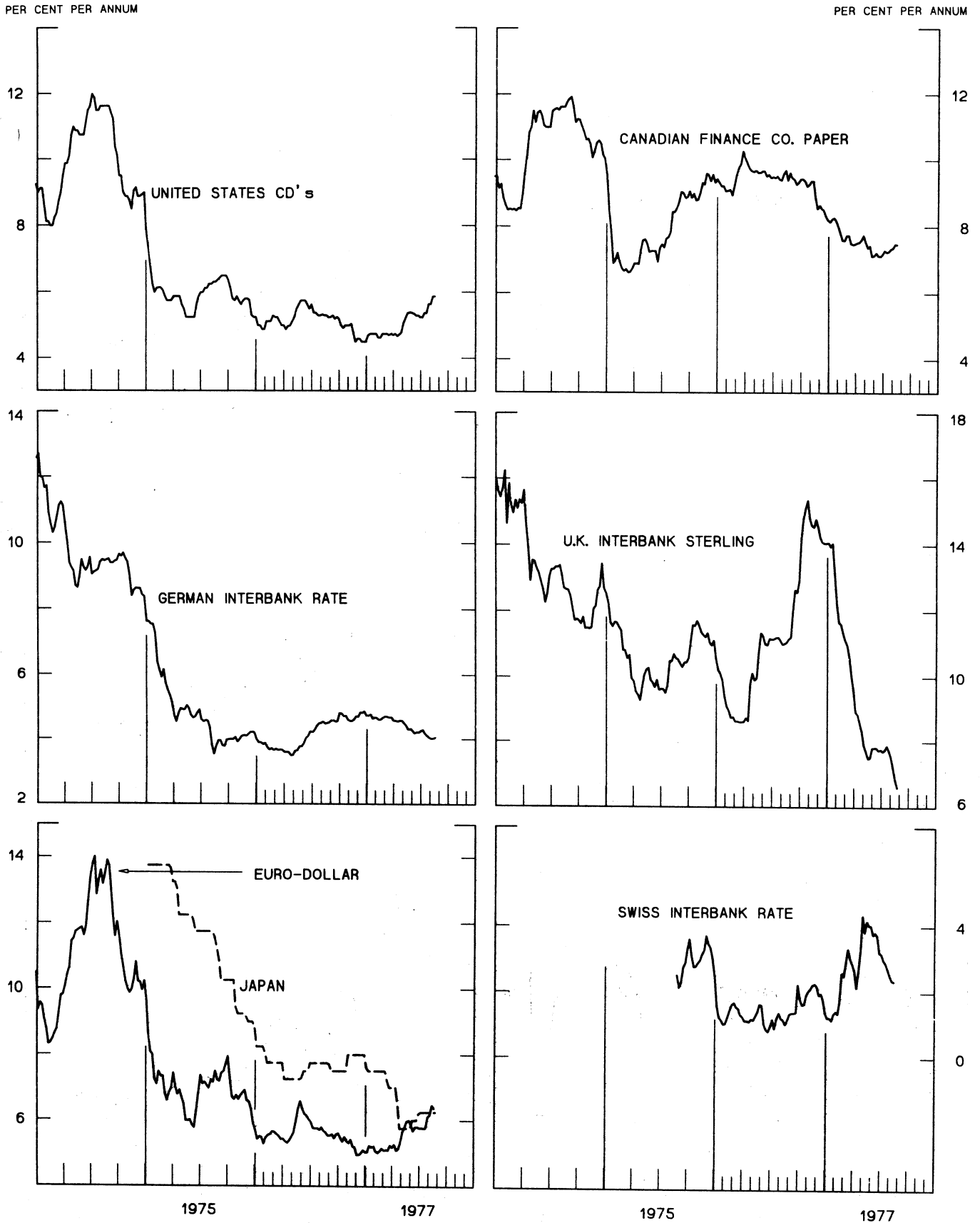
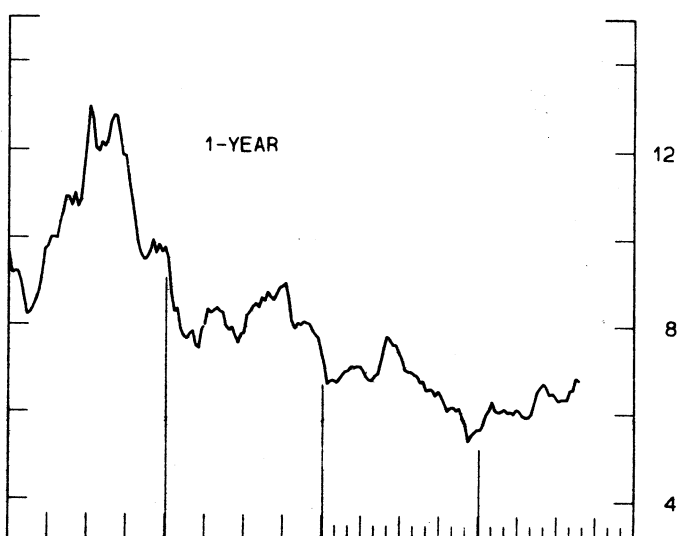
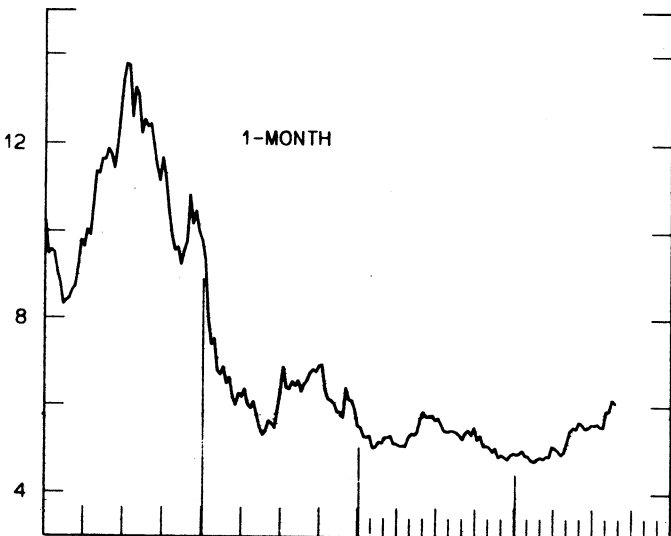
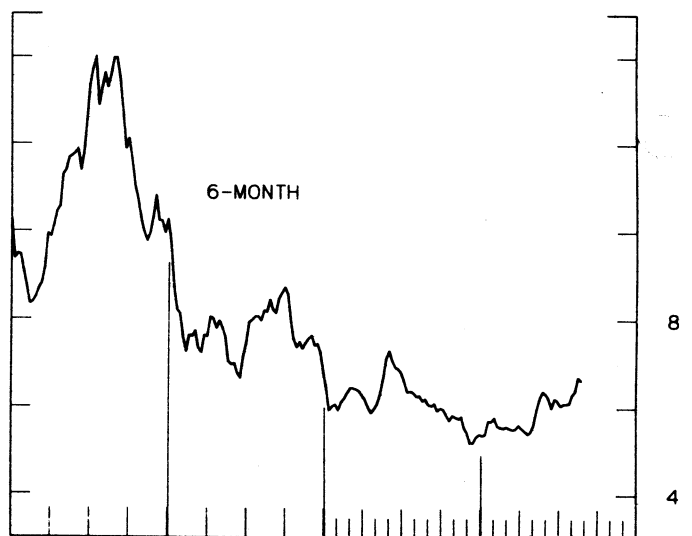
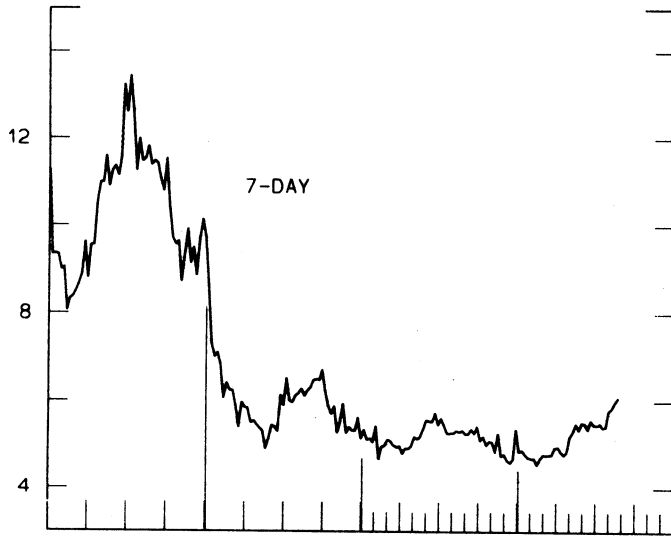
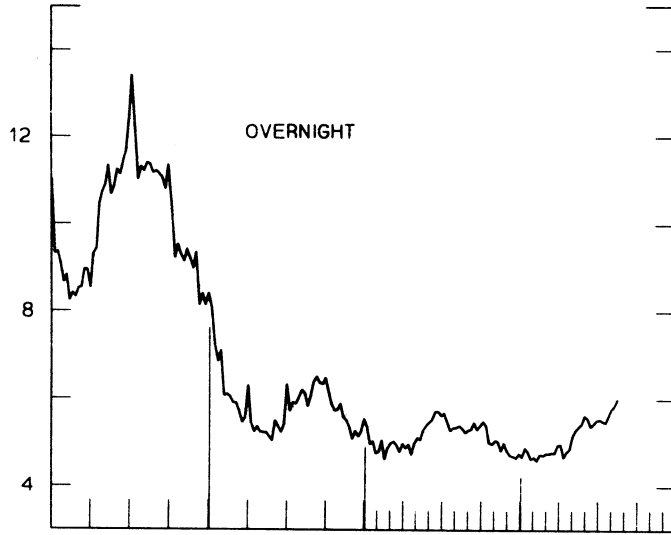


CHART 6
EURO-DOLLAR DEPOSIT RATES LONDON
AVERAGES FOR WEEK ENDING WEDNESDAY

PER CENT PER ANNUM

PER CENT PER ANNUM



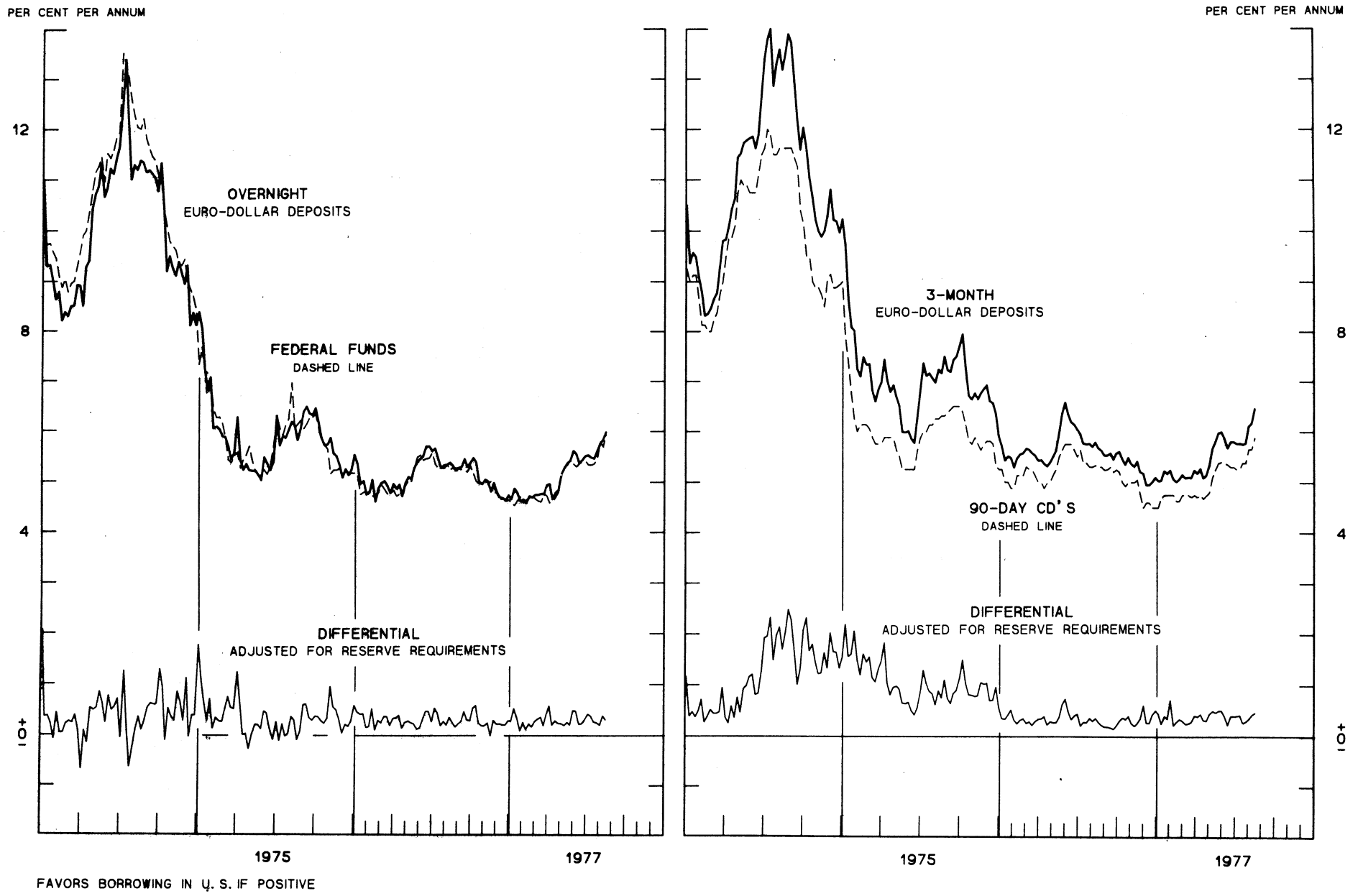
1975

1977

1975

1977

CHART 7
SELECTED EURO-DOLLAR AND U. S. MONEY MARKET RATES
 AVERAGES FOR WEEK ENDING WEDNESDAY

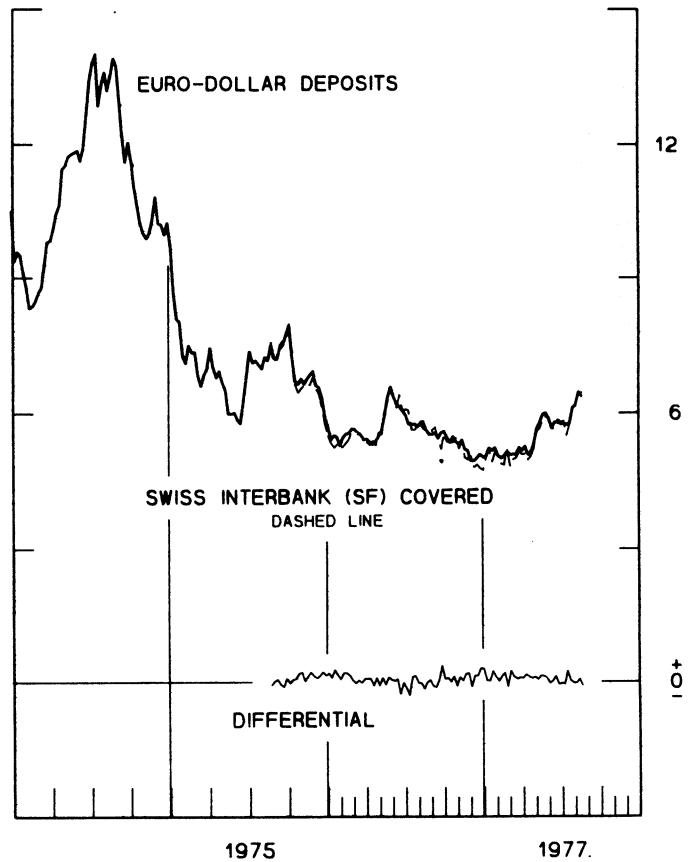
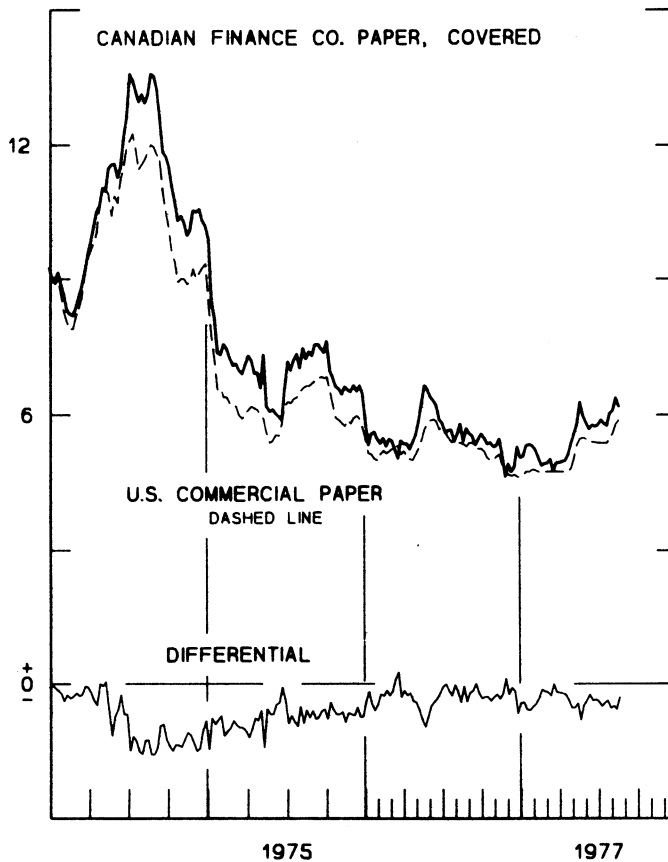
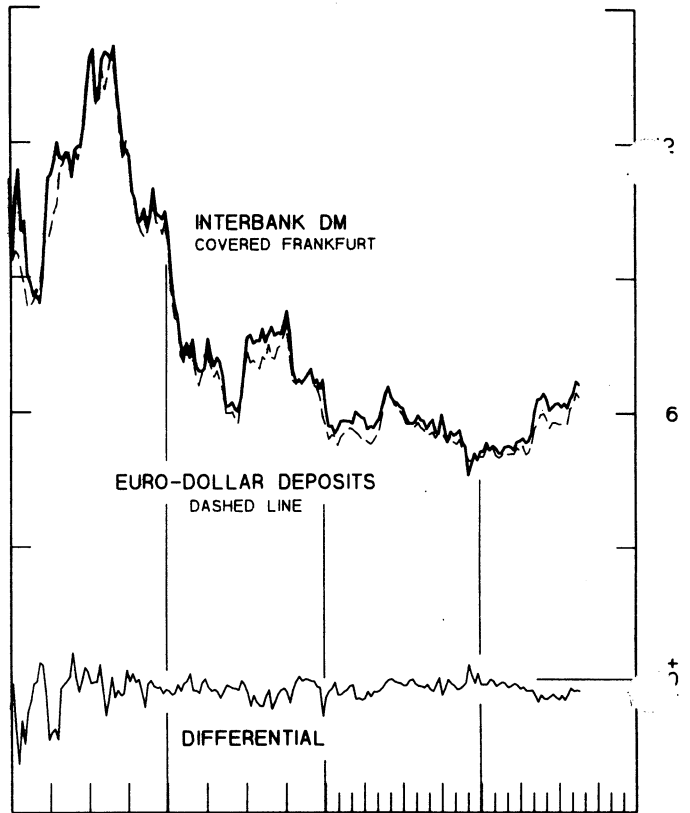
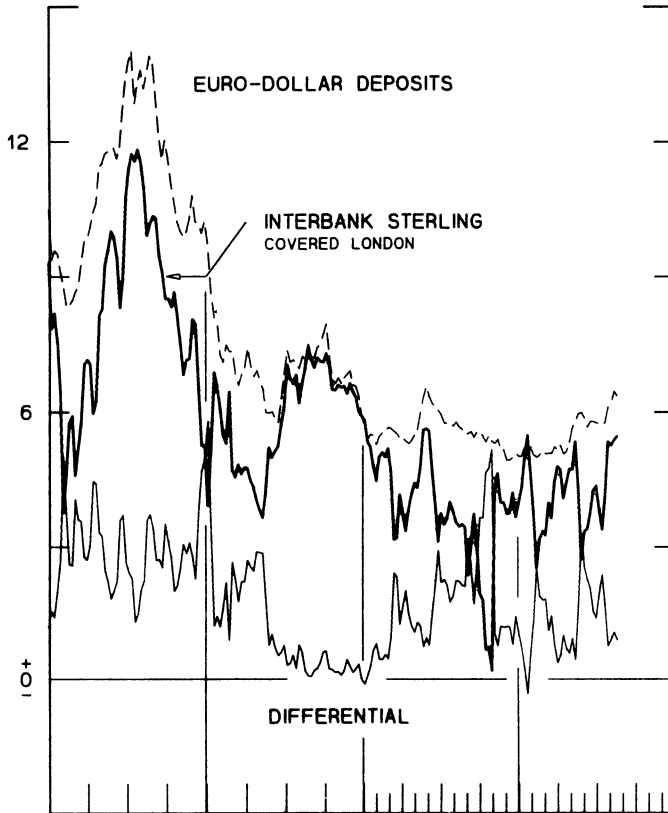


INTEREST ARBITRAGE: 3-MONTH FUNDS

DIFFERENTIAL: PLUS(+), INDICATES FAVOR DOLLAR ASSETS
AVERAGES FOR WEEK ENDING WEDNESDAY

PER CENT PER ANNUM

PER CENT PER ANNUM



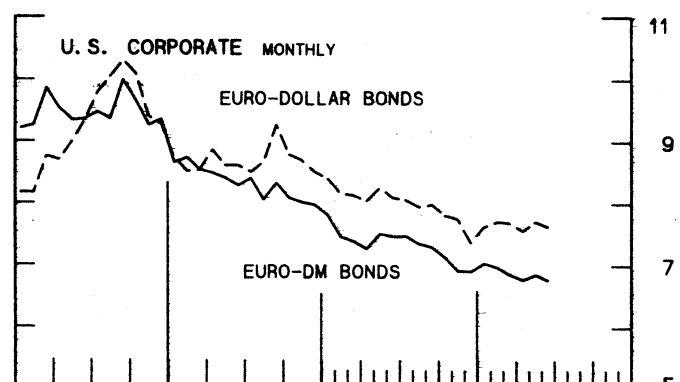
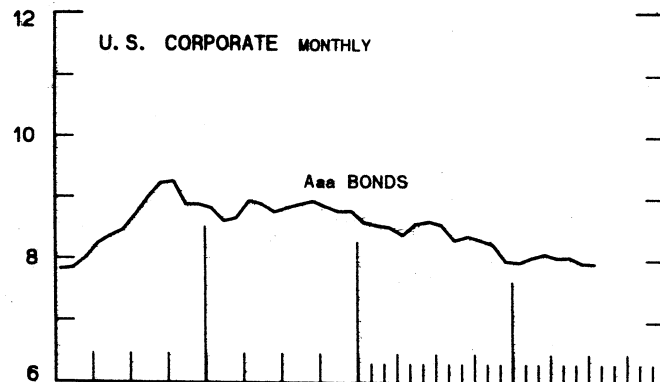
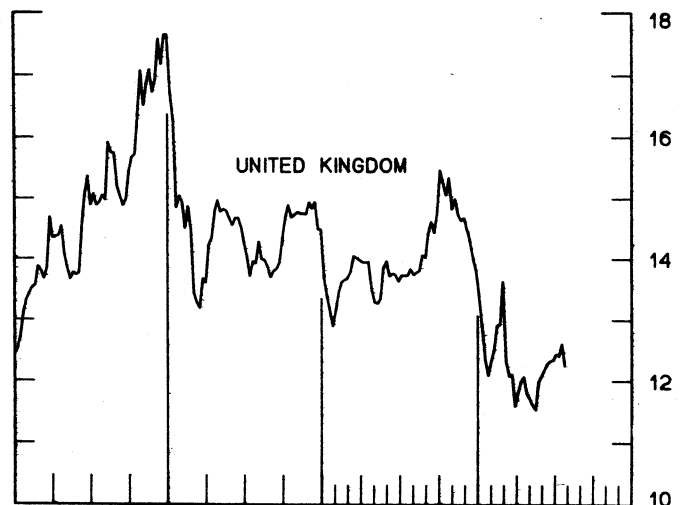
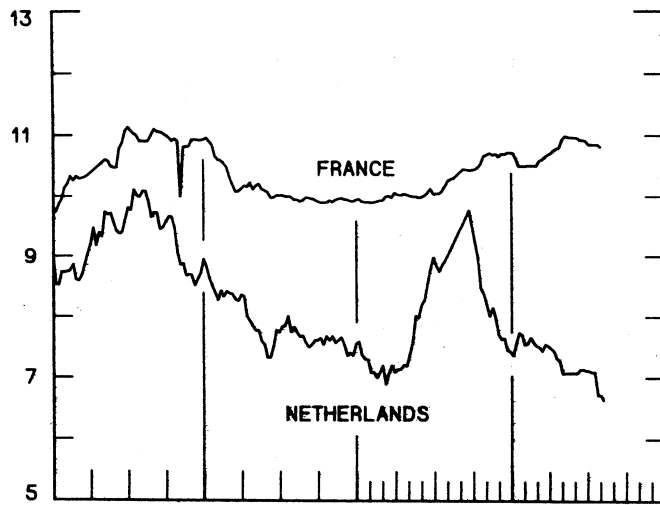
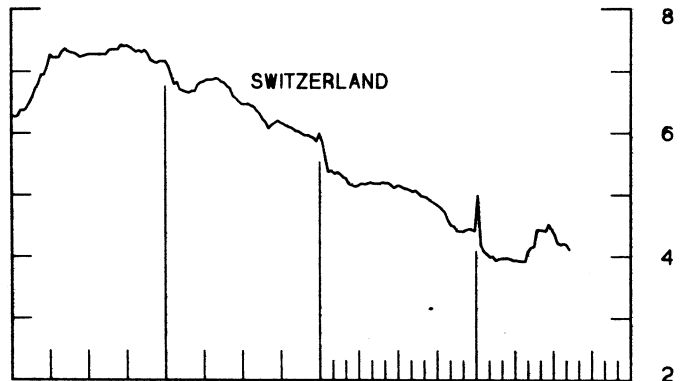
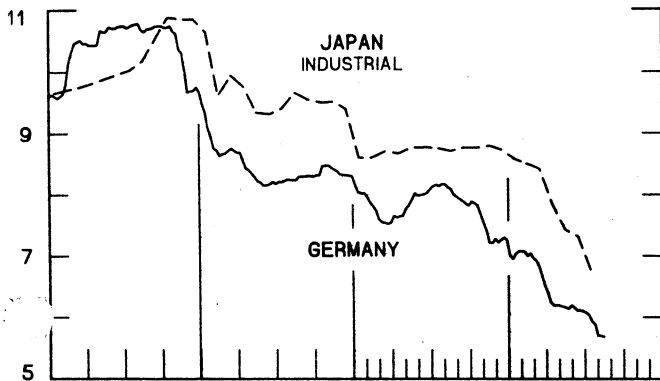
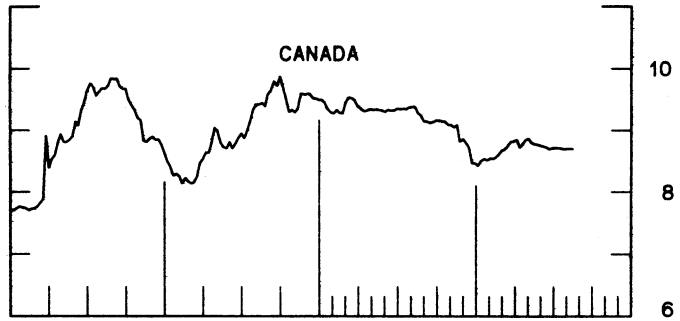
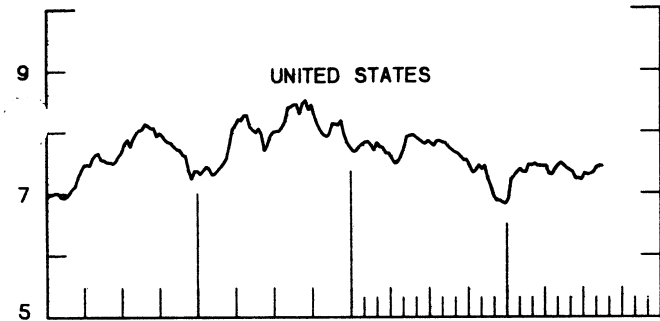
1975 1977

1975 1977

CHART 9
LONG-TERM GOVERNMENT BOND YIELDS
 WEEKLY SERIES

PER CENT PER ANNUM

PER CENT PER ANNUM



1975

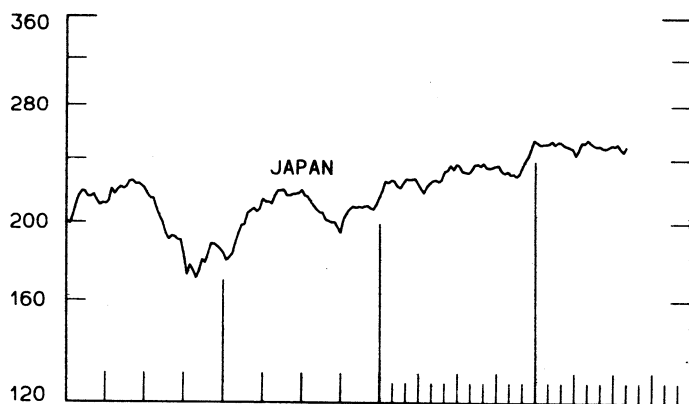
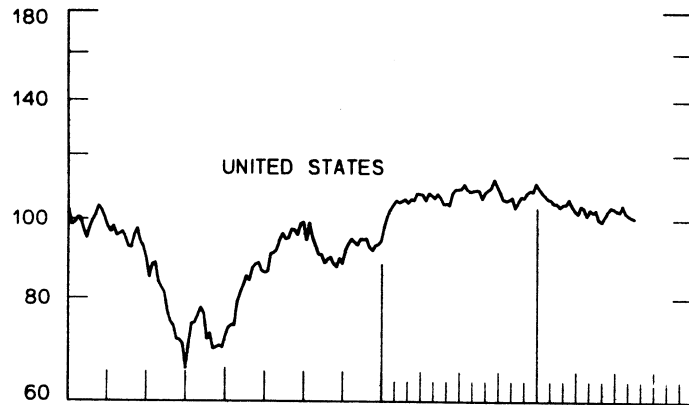
1977

1975

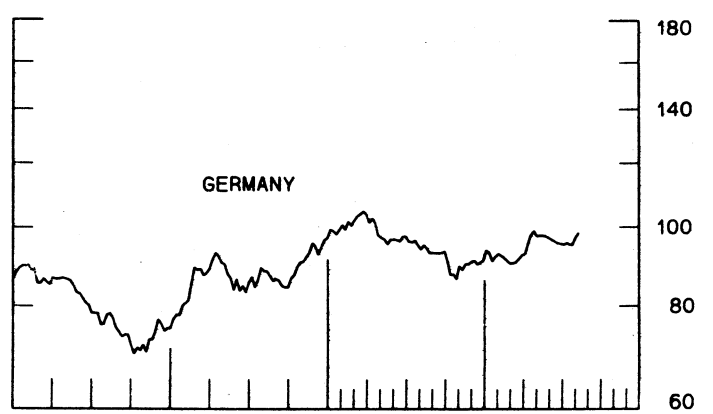
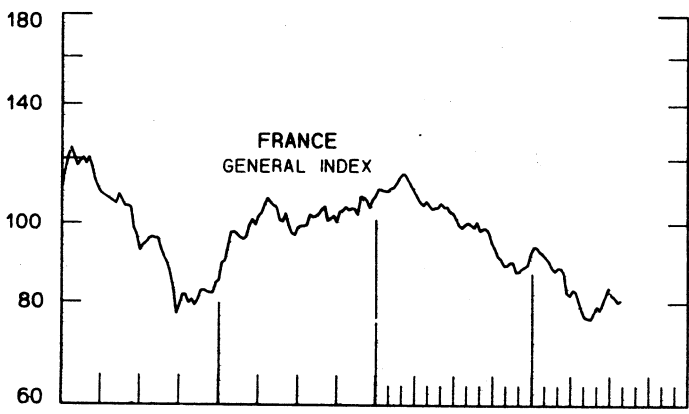
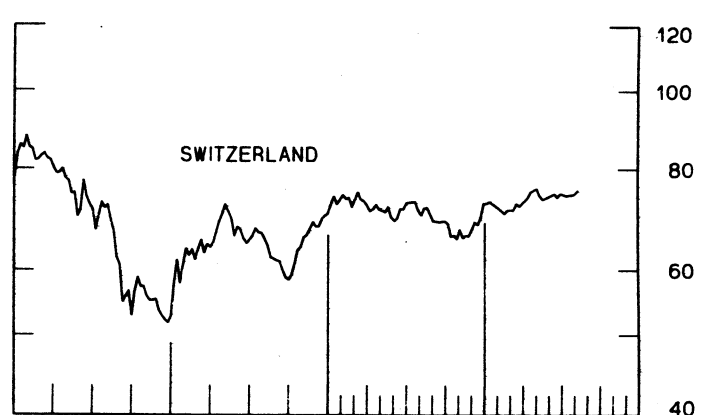
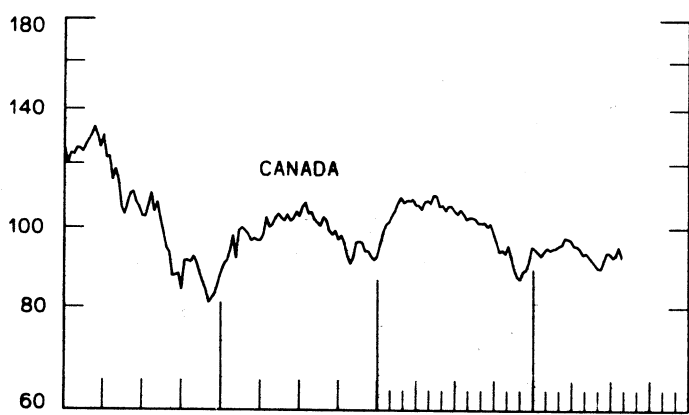
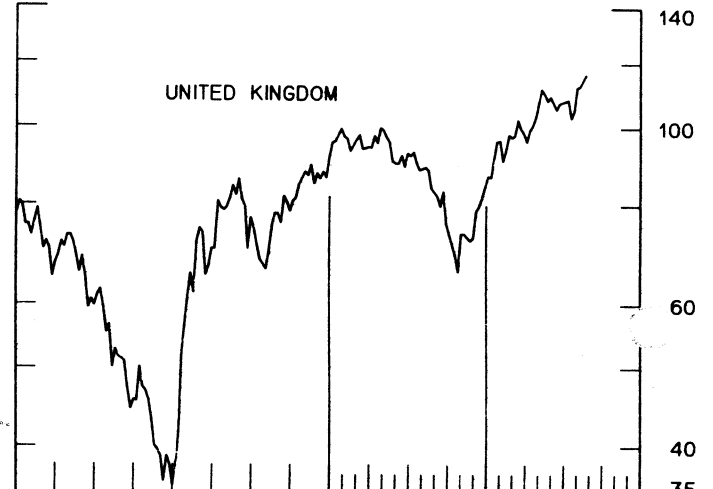
1977

CHART 10
INDUSTRIAL STOCK INDEXES
 WEEKLY SERIES

RATIO SCALE
 1969=100



RATIO SCALE
 1969=100



1975

1977

1975

1977

SERIES NAME

LAST VALUE PLOTTED
DATE VALUE

CHART 1. SPOT EXCHANGE RATES

U.S. DOLLAR, WEIGHTED AVERAGE	AUG. 24	89.12
JAPANESE YEN	AUG. 24	134.96
GERMAN MARK	AUG. 24	157.69
DUTCH GUILDER	AUG. 24	147.68
U.K. POUND	AUG. 24	72.50
CANADIAN DOLLAR	AUG. 24	100.59
FRENCH FRANC	AUG. 24	113.23
SWISS FRANC	AUG. 24	181.62
BELGIAN FRANC	AUG. 24	140.46
ITALIAN LIRA	AUG. 24	70.77

CHART 2. 3-MONTH FORWARD EXCHANGE RATES

CANADIAN DOLLAR	AUG. 24	-1.28
U.K. POUND	AUG. 24	-1.12
GERMAN MARK	AUG. 24	2.58
FRENCH FRANC	AUG. 24	-4.24
SWISS FRANC	AUG. 24	4.13
DUTCH GUILDER	AUG. 24	2.51
JAPANESE YEN	AUG. 24	0.58

CHART 3. GOLD PRICE IN LONDON

U.S. DOLLAR PER FINE OUNCE	AUG. 24	143.96
----------------------------	---------	--------

CHART 4. CALL MONEY RATES

U.S. FEDERAL FUNDS	AUG. 24	5.99
OVERNIGHT EURO-DOLLAR DEPOSITS	AUG. 24	6.05
U.K. 2-DAY LOCAL AUTHORITY DEPOSITS	AUG. 19	6.63
CANADA	AUG. 19	7.35
GERMANY	AUG. 19	4.00
EURO-DM	AUG. 5	3.89
JAPAN	AUG. 19	5.75
FRANCE	AUG. 19	8.56
NETHERLANDS	AUG. 12	2.04
EURO-SWISS FRANC	AUG. 5	1.00

CHART 5. 3-MONTH INTEREST RATES

U.S. CD'S (60-89 DAYS)	AUG. 24	5.88
GERMAN INTERBANK LOAN	AUG. 24	4.06
JAPANESE COMPOSITE LOAN	JUNE	7.60
EURO-DOLLAR DEPOSIT	AUG. 24	6.36
CANADIAN FINANCE COMPANY PAPER	AUG. 24	7.47
INTERBANK STERLING	AUG. 24	6.60
SWISS INTERBANK LOAN	AUG. 24	2.32

SERIES NAME

LAST VALUE PLOTTED
DATE VALUE

CHART 6. EURO-DOLLAR DEPOSIT RATES: LONDON

OVERNIGHT	AUG. 24	6.05
7-DAY	AUG. 24	6.0
1-MONTH	AUG. 24	6.06
3-MONTH	AUG. 24	6.36
6-MONTH	AUG. 24	6.61
1-YEAR	AUG. 24	6.75

CHART 7. SELECTED EURO-DOLLAR AND U.S. MONEY MARKET RATES

OVERNIGHT EURO-DOLLAR DEPOSITS	AUG. 24	6.05
U.S. FEDERAL FUNDS	AUG. 24	5.99
DIFFERENTIAL ADJ. FOR RESERVE REQUIREMENTS	AUG. 24	0.30
3-MONTH EURO-DOLLAR DEPOSIT RATE	AUG. 24	6.36
U.S. CD'S (60-89 DAYS)	AUG. 24	5.88
DIFFERENTIAL ADJ. FOR RESERVE REQUIREMENTS	AUG. 24	0.37

CHART 8. INTEREST ARBITRAGE, 3-MONTH FUNDS

EURO-DOLLAR DEPOSIT	AUG. 24	6.36
INTERBANK STERLING (LONDON), COVERED	AUG. 24	5.48
DIFFERENTIAL	AUG. 24	0.88
U.S. COMMERCIAL PAPER	AUG. 24	5.89
CANADIAN FINANCE CO. PAPER, COVERED	AUG. 24	6.19
DIFFERENTIAL	AUG. 24	-0.30
EURO-DOLLAR DEPOSIT	AUG. 24	6.36
INTERBANK DM (FRANKFURT), COVERED	AUG. 24	6.64
DIFFERENTIAL	AUG. 24	-0.28
EURO-DOLLAR DEPOSIT	AUG. 24	6.36
SWISS INTERBANK, COVERED	AUG. 24	6.45
DIFFERENTIAL	AUG. 24	-0.09

SERIES NAME

LAST VALUE PLOTTED
DATE VALUE

CHART 9. LONG TERM GOVERNMENT BOND YIELDS

UNITED STATES	AUG. 19	7.44
GERMANY	AUG. 19	5.68
JAPAN (MONTHLY)	JULY	6.75
SWITZERLAND	AUG. 12	4.12
CANADA	AUG. 19	8.70
FRANCE	AUG. 5	10.81
NETHERLANDS	AUG. 12	6.64
UNITED KINGDOM	JULY 29	12.26

U.S. CORPORATE

AAA BONDS	JULY	7.94
EURO-DM BONDS	JUNE	6.78
EURO-DOLLAR BONDS	JUNE	7.64

CHART 10. INDUSTRIAL STOCK INDEXES

UNITED STATES	AUG. 19	100.40
JAPAN	AUG. 5	249.06
CANADA	AUG. 5	62.68
FRANCE	JULY 29	80.54
UNITED KINGDOM	AUG. 26	116.17
SWITZERLAND	AUG. 12	75.24
GERMANY	AUG. 12	98.22



FEDERAL RESERVE statistical release

H.10

AUGUST 29, 1977

FOREIGN EXCHANGE RATES

FOR THE WEEK ENDING AUGUST 26, 1977

The Board of Governors of the Federal Reserve System is advised that the Federal Reserve Bank of New York has certified for customs purposes the following noon buying rate in New York City for cable transfers payable in foreign currencies:

COUNTRY	MONETARY UNIT	(RATE U.S. CENTS)				
		AUG. 22	AUG. 23	AUG. 24	AUG. 25	AUG. 26
AUSTRALIA	DOLLAR	110.1800	110.2000	110.3000	110.2800	110.7500
AUSTRIA	SCHILLING	6.07000	6.06000	6.09000	6.09000	6.08000
BELGIUM	FRANC	2.81150	2.81100	2.81970	2.81100	2.80900
CANADA	DOLLAR	92.9600	93.1800	93.3000	93.1550	92.9700
DENMARK	KRONE	16.6800	16.6700	16.7000	16.6500	16.5900
FINLAND	MARKKA	24.8100	24.8000	24.8200	24.8250	24.7450
FRANCE	FRANC	20.3950	20.4000	20.4525	20.3850	20.4000
GERMANY	D. MARK	43.0500	43.1000	43.3700	43.0850	43.2450
INDIA	RUPEE	11.4800	11.4800	11.4800	11.4800	11.4500
IRELAND	POUND	173.9700	174.0100	174.0700	174.1200	174.1900
ITALY	LIRA	0.11328	0.11330	0.11341	0.11335	0.11330
JAPAN	YEN	0.37495	0.37485	0.37565	0.37410	0.37440
MALAYSIA	DOLLAR	40.3700	40.4600	40.5300	40.4700	40.4500
MEXICO	PESO	4.3600	4.3600	4.3600	4.3600	4.3600
NETHERLANDS	GUILDER	40.7500	40.8300	41.0300	40.7800	40.9500
NEW ZEALAND	DOLLAR	96.7500	96.7000	96.8500	96.8500	97.0500
NORWAY	KRONE	18.9200	18.9100	18.9100	18.8900	18.8700
PORTUGAL	ESCUDO	2.5700	2.5650	2.5775	2.5800	2.5000
SOUTH AFRICA	RAND	115.0000	115.1500	115.1500	115.1500	115.0000
SPAIN	PESATA	1.1806	1.1820	1.1825	1.1836	1.1827
SRI LANKA	RUPEE	13.7300	13.7300	13.7300	13.7500	13.7000
SWEDEN	KRONA	22.6700	22.6800	22.8300	22.7525	22.7100
SWITZERLAND	FRANC	41.4400	41.6400	42.0600	41.8050	42.1150
UNITED KINGDOM	POUND	173.9700	174.0100	174.0700	174.1200	174.1900