
Selected Interest & Exchange Rates

Weekly Series of Charts

AUGUST 22, 1977

Prepared by the
FINANCIAL MARKETS
SECTION

DIVISION OF
INTERNATIONAL FINANCE

BOARD OF GOVERNORS
FEDERAL RESERVE SYSTEM
Washington, D.C. 20551

Table of Contents

TABLES

1. LATEST FIGURES PLOTTED
2. DAILY CERTIFIED SPOT EXCHANGE RATES-- H.10 RELEASE

CHARTS

1. SPOT EXCHANGE RATE INDEXES
2. 3-MONTH FORWARD EXCHANGE RATES
3. GOLD PRICE--LONDON
4. CALL MONEY RATES
5. 3-MONTH INTEREST RATES
6. EURO-DOLLAR DEPOSIT RATES
7. SELECTED EURO-DOLLAR AND U.S. MONEY MARKET RATES
8. INTEREST ARBITRAGE: 3-MONTH FUNDS
9. LONG-TERM GOVERNMENT BOND YIELDS
10. INDUSTRIAL STOCK INDEXES

SUBSCRIPTION RATES:

Weekly \$15.00 per year or \$.40 each in the United States, its possessions, Canada, and Mexico; 10 or more of the same issue to one address, \$13.50 per year or \$.35 each. Elsewhere, \$20.00 per year or \$.50 each. Address requests to Publications Services, Division of Administrative Services, and make payment remittance payable to the order of the Board of Governors of the Federal Reserve System in a form collectible at par in U.S. Currency.

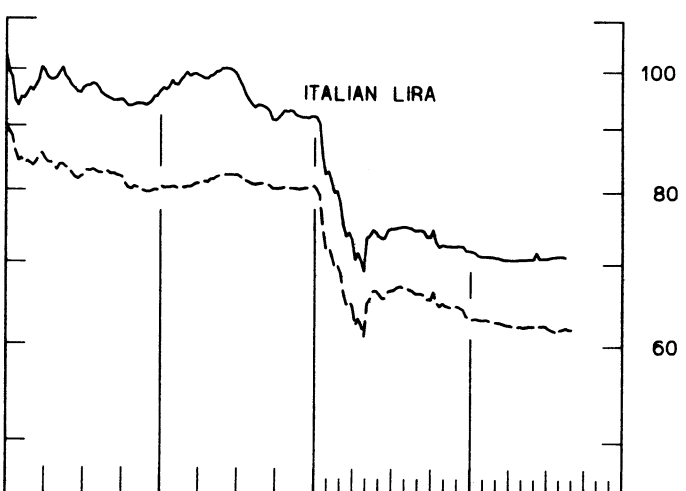
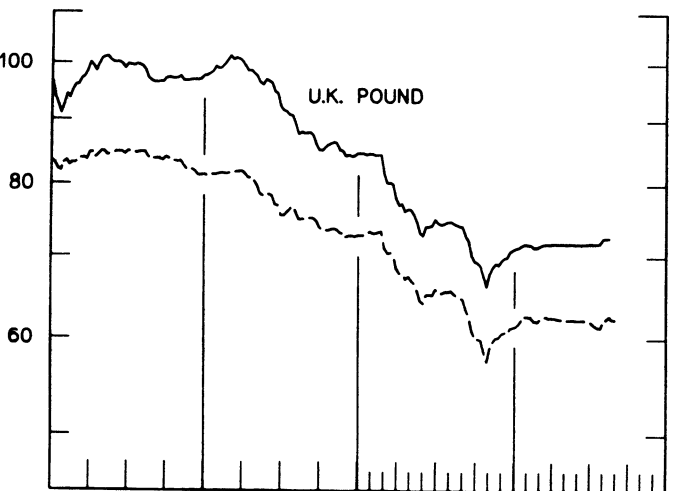
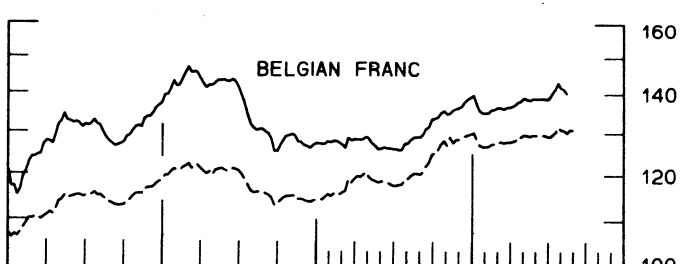
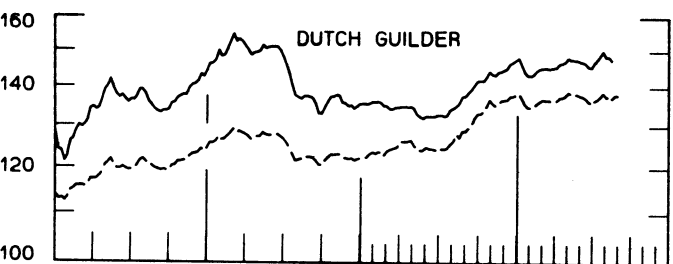
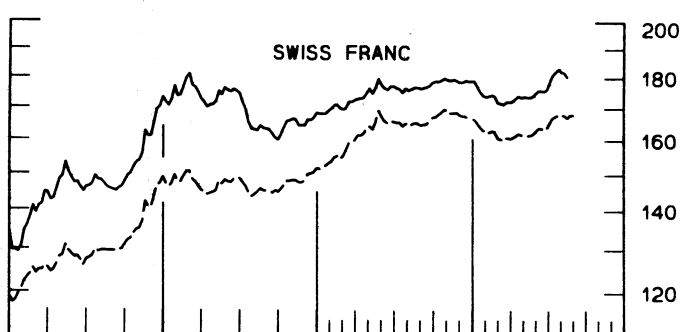
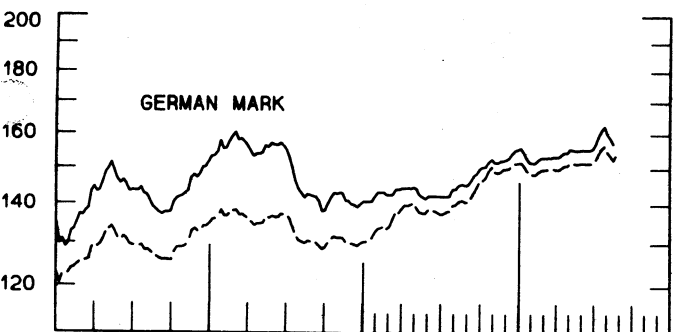
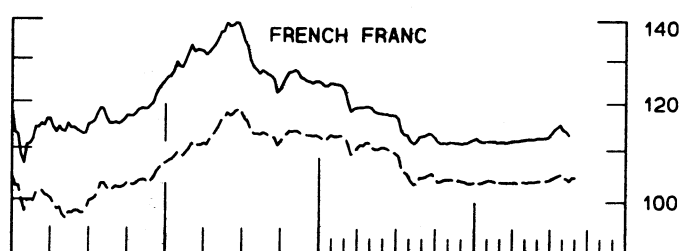
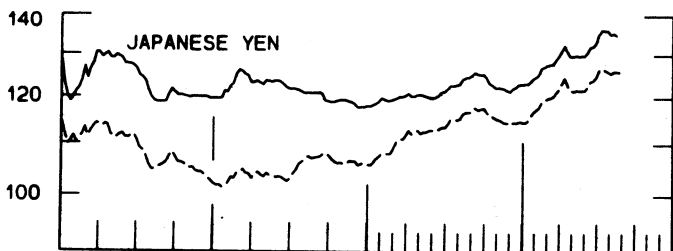
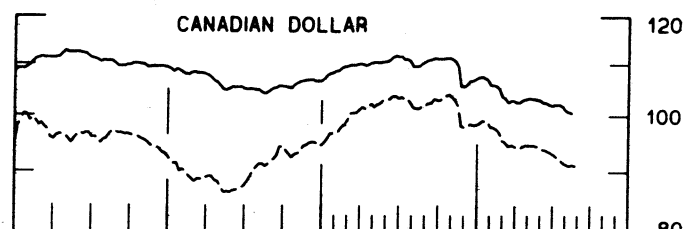
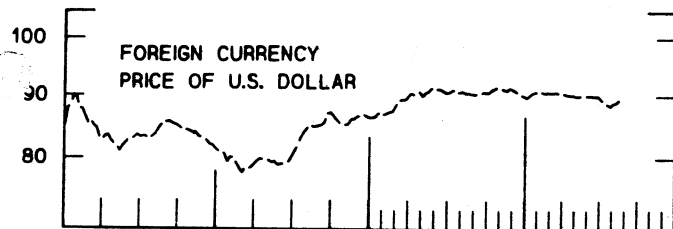
CHART 1

SPOT EXCHANGE RATES

DOLLAR PRICES OF FOREIGN CURRENCIES AND WEIGHTED AVERAGE VALUES (DASHED LINE)
AVERAGES FOR WEEK ENDING WEDNESDAY

RATIO SCALE
MAY 1970 PARITY=100

RATIO SCALE
MAY 1970 PARITY=100



1975

1977

1975

1977

CHART 2
3-MONTH FORWARD EXCHANGE RATES
 PREMIUM (+) OR (-)
 AVERAGES FOR WEEK ENDING WEDNESDAY

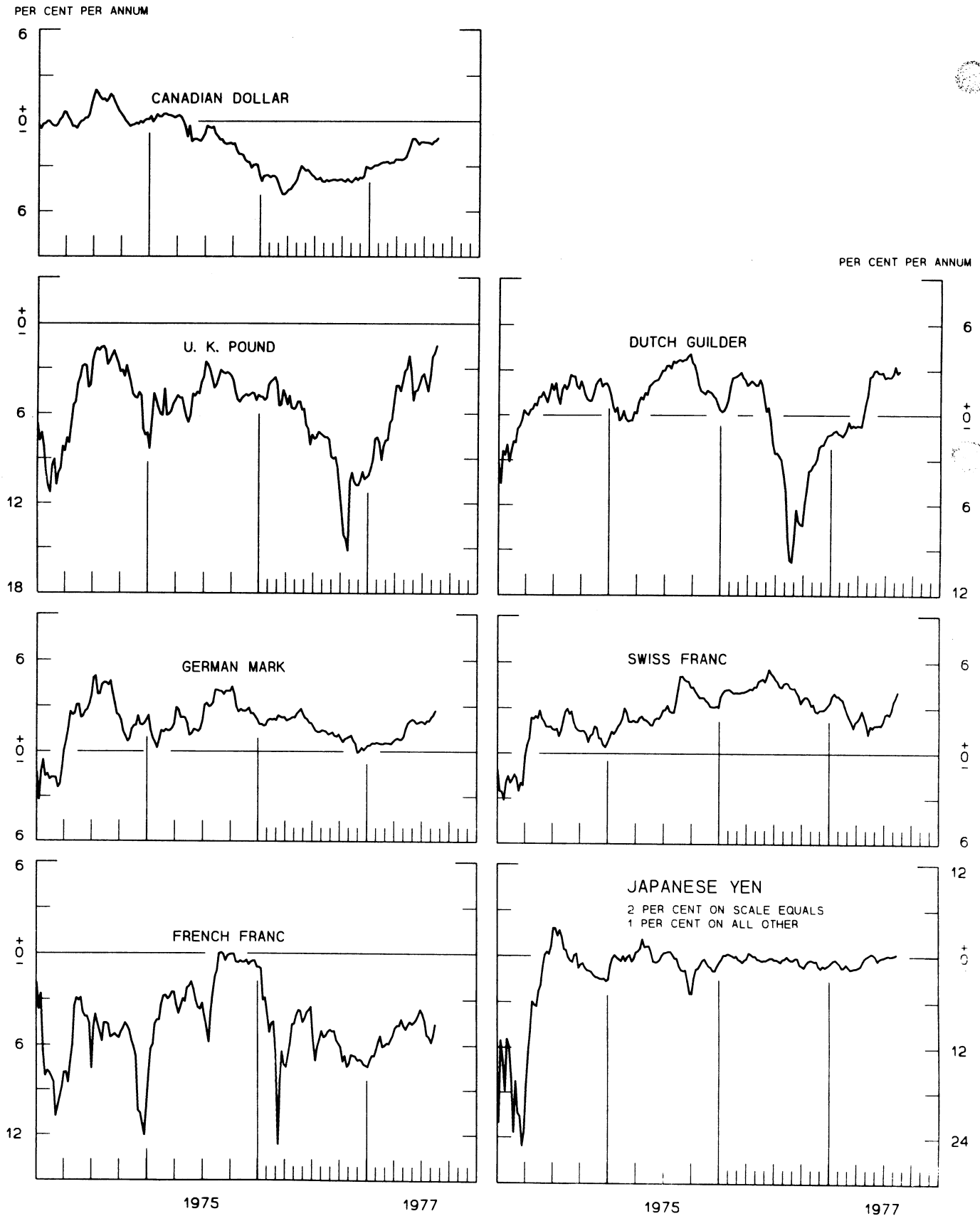


CHART 3
PRICE OF GOLD IN LONDON
AVERAGES FOR WEEK ENDING WEDNESDAY



CHART 4
CALL MONEY RATES
 WEEKLY SERIES

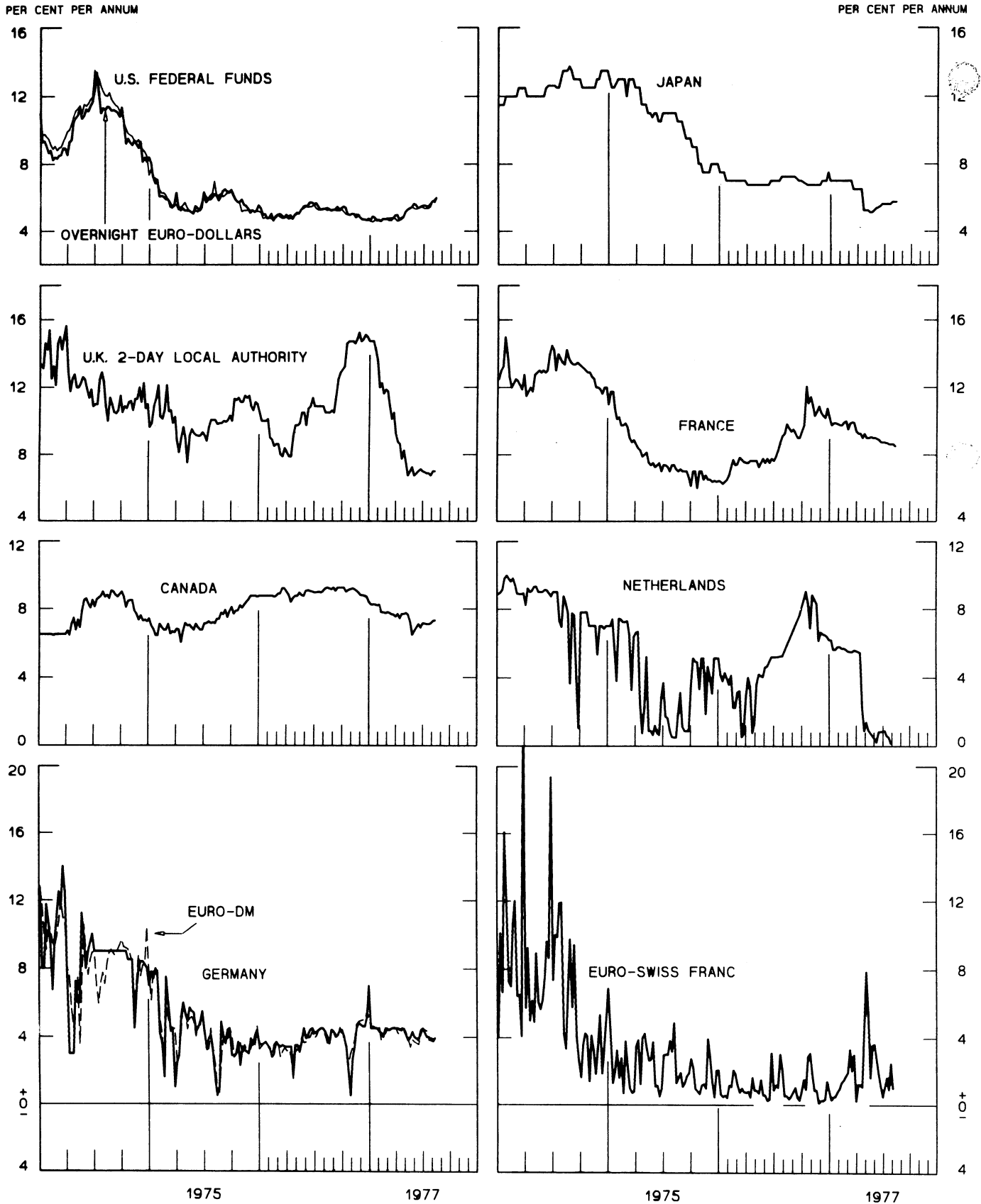


CHART 5
3-MONTH INTEREST RATES
 WEEKLY SERIES

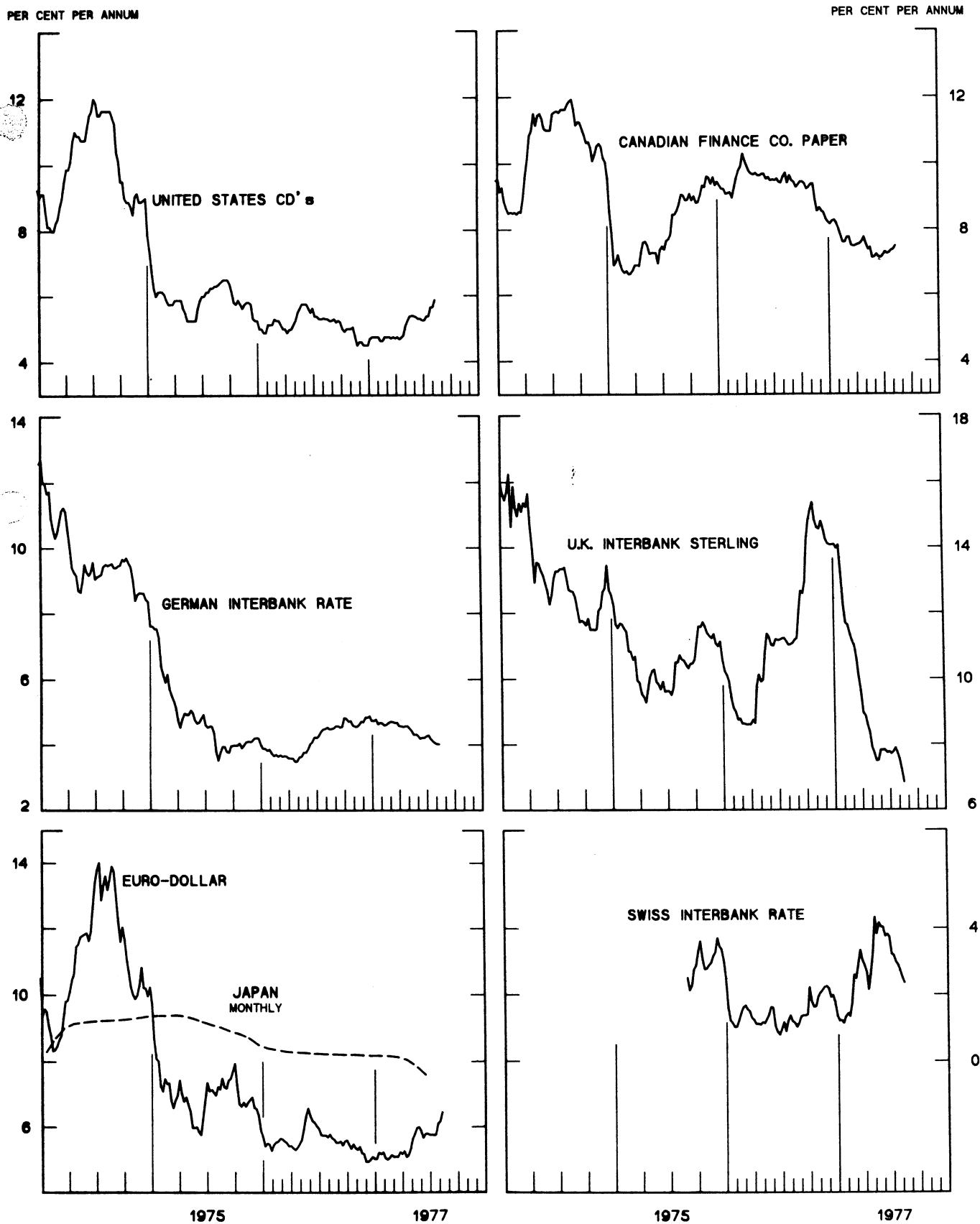


CHART 6
EURO-DOLLAR DEPOSIT RATES LONDON
AVERAGES FOR WEEK ENDING WEDNESDAY

PER CENT PER ANNUM

PER CENT PER ANNUM

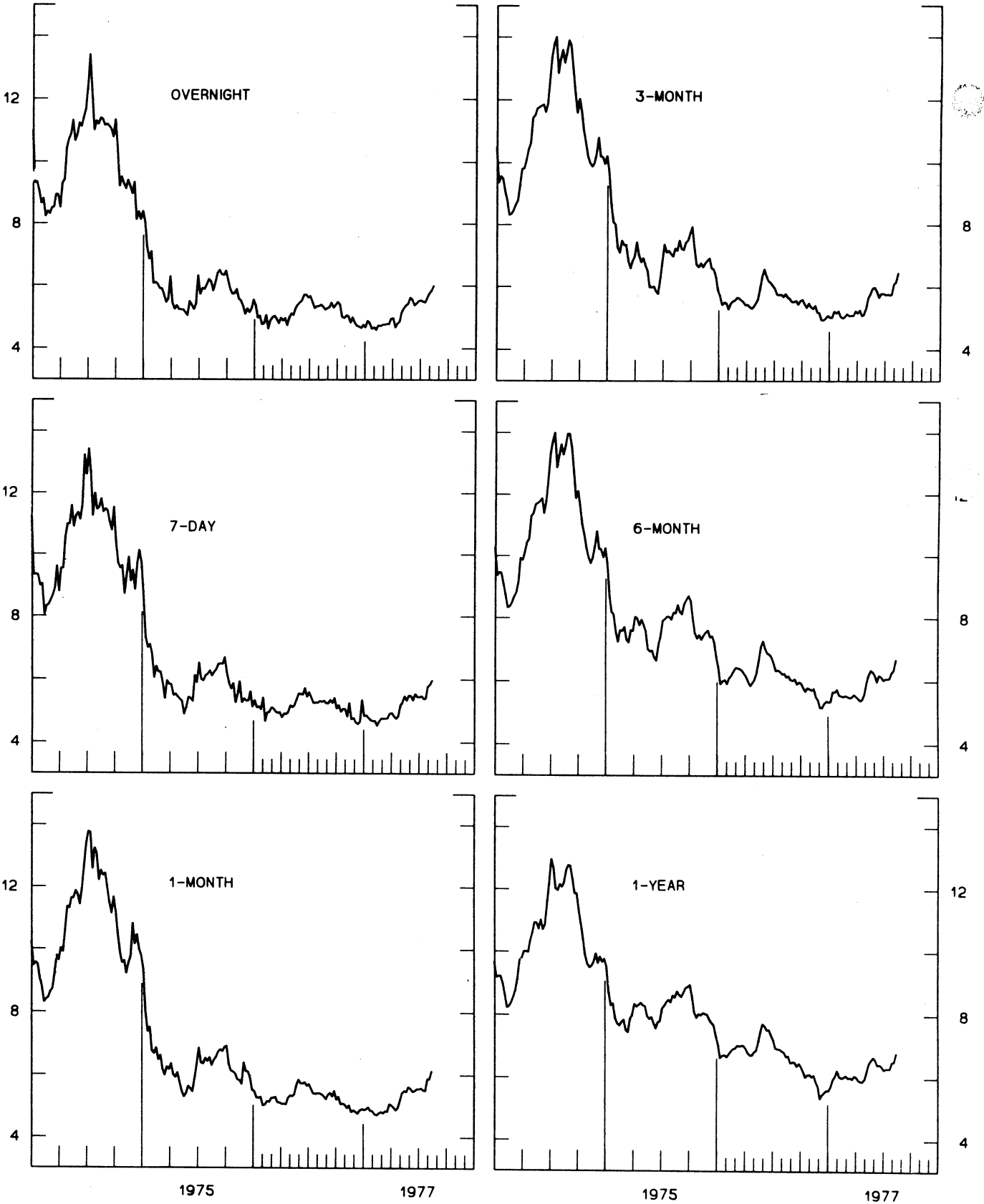
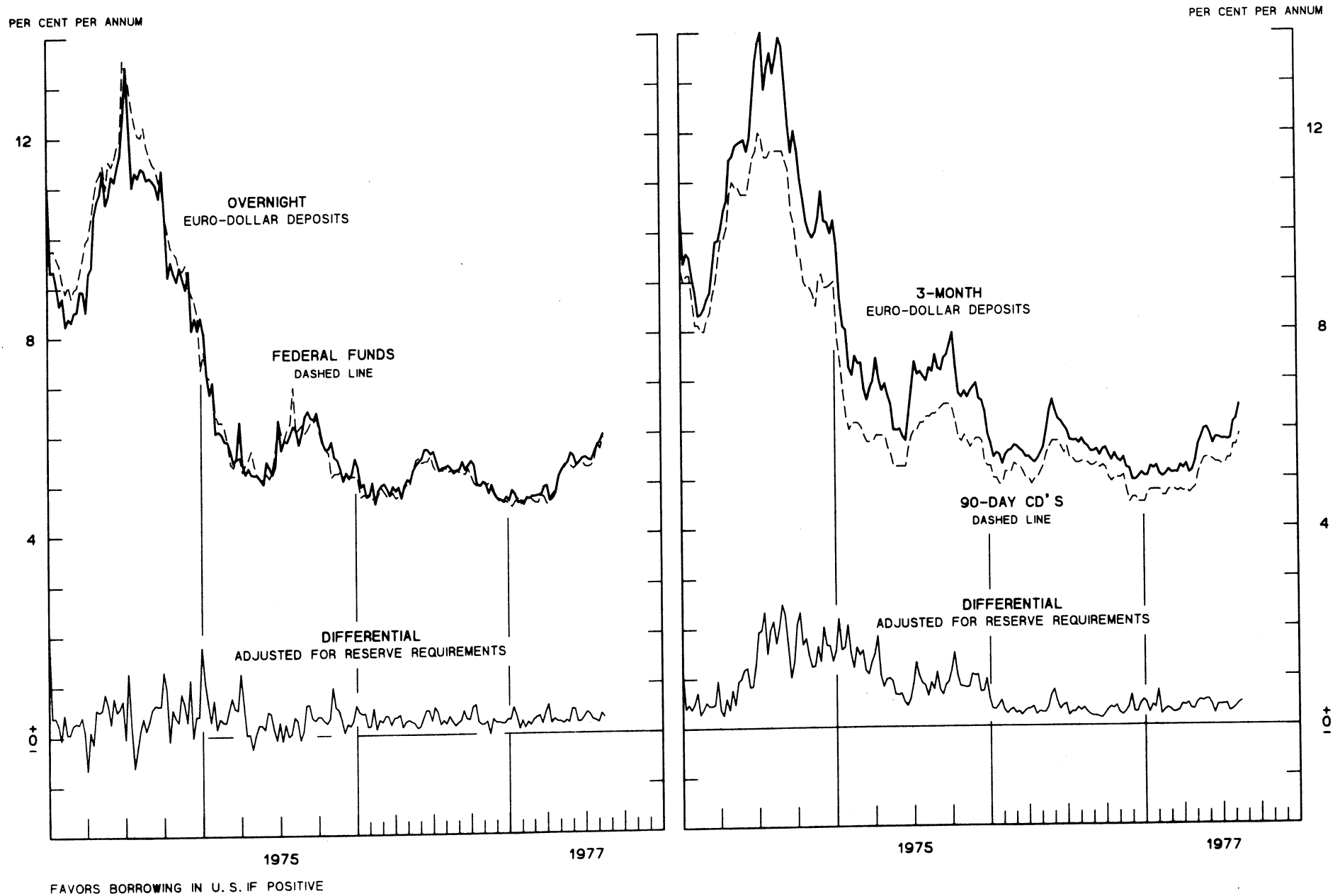


CHART 7
SELECTED EURO-DOLLAR AND U. S. MONEY MARKET RATES
 AVERAGES FOR WEEK ENDING WEDNESDAY

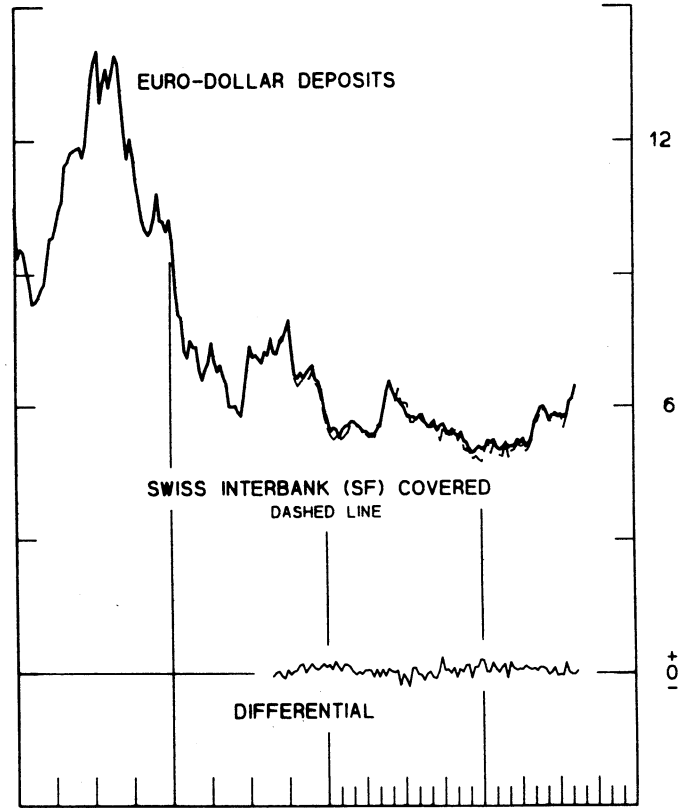
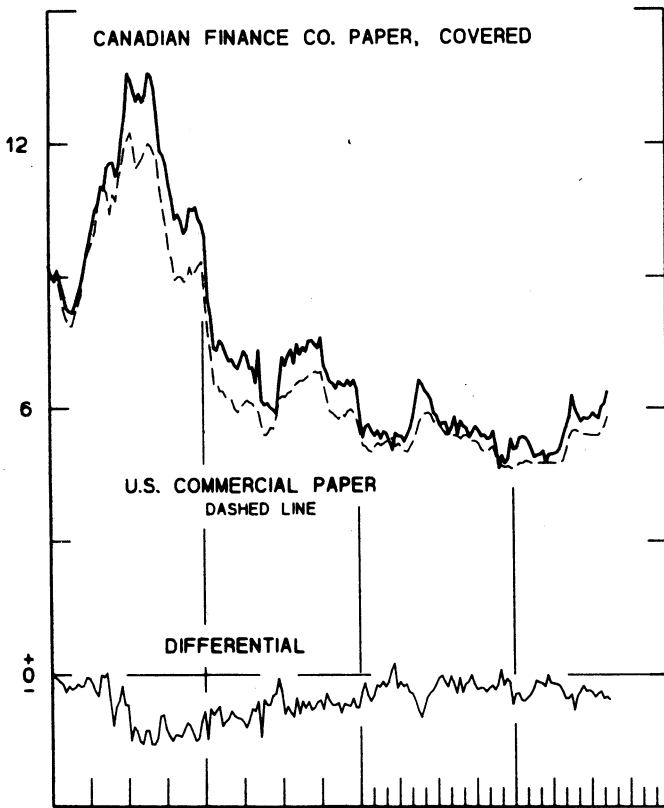
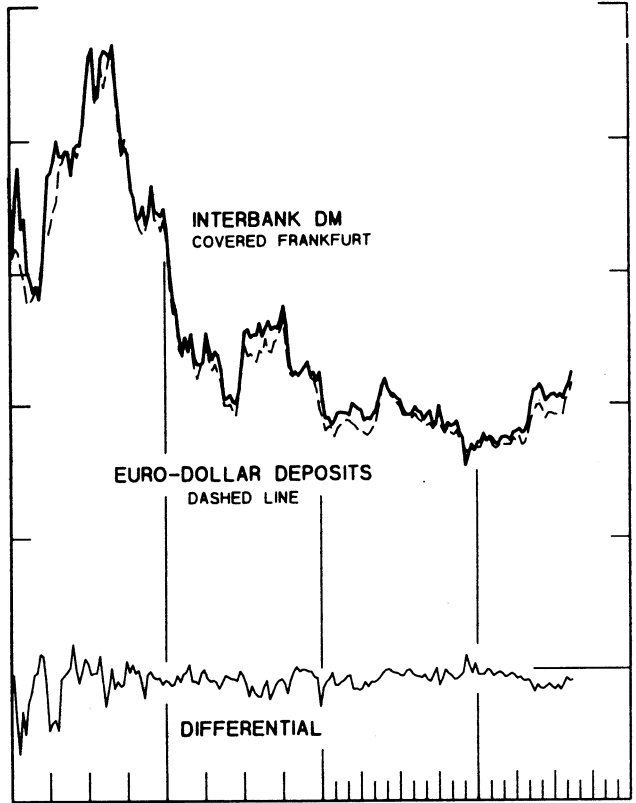
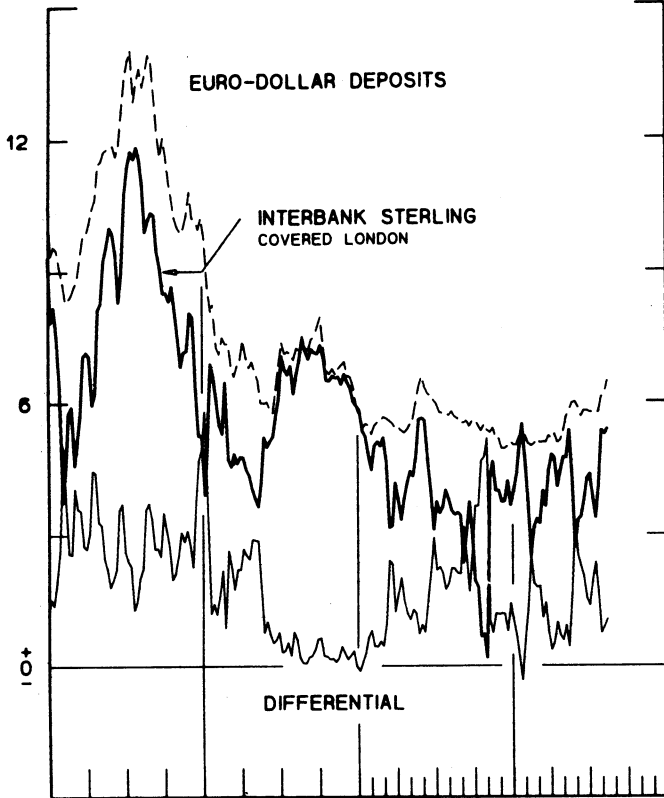


INTEREST ARBITRAGE: 3-MONTH FUNDS

DIFFERENTIAL: PLUS(+), INDICATES FAVOR DOLLAR ASSETS
AVERAGES FOR WEEK ENDING WEDNESDAY

PER CENT PER ANNUM

PER CENT PER ANNUM



1975

1977

1975

1977.

CHART 9
LONG-TERM GOVERNMENT BOND YIELDS
 WEEKLY SERIES

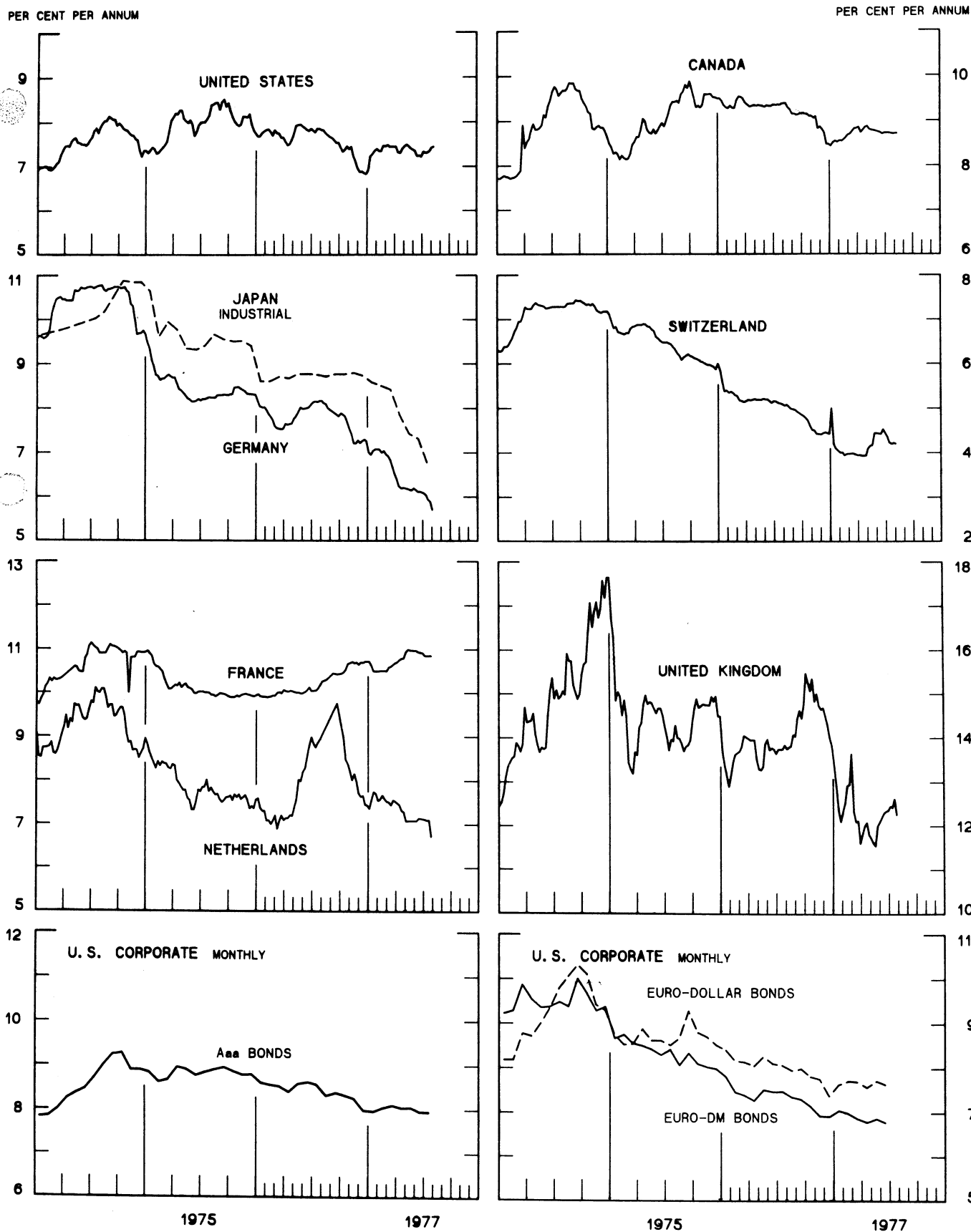
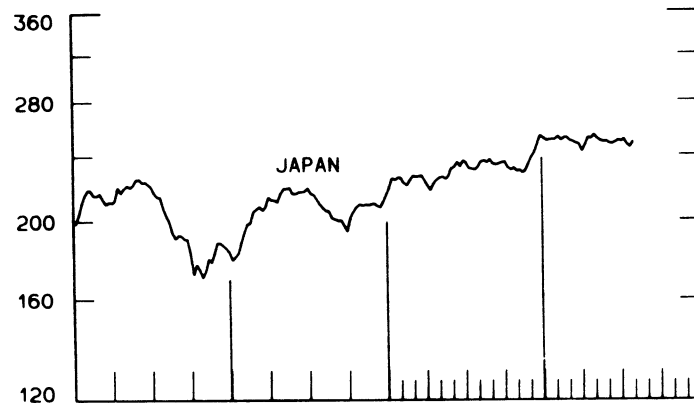
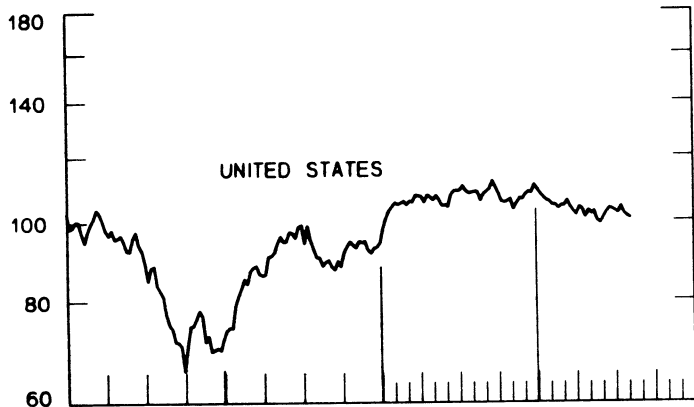
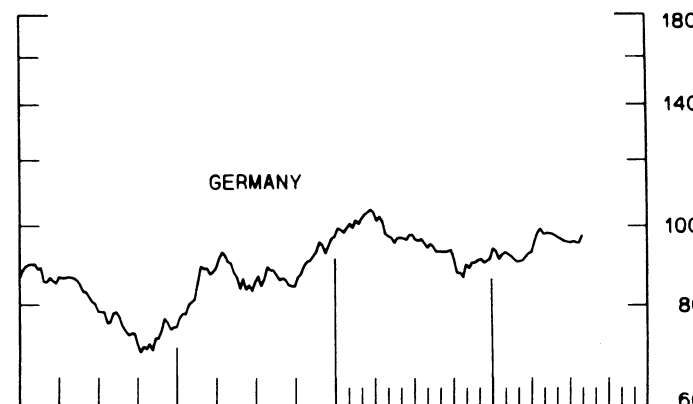
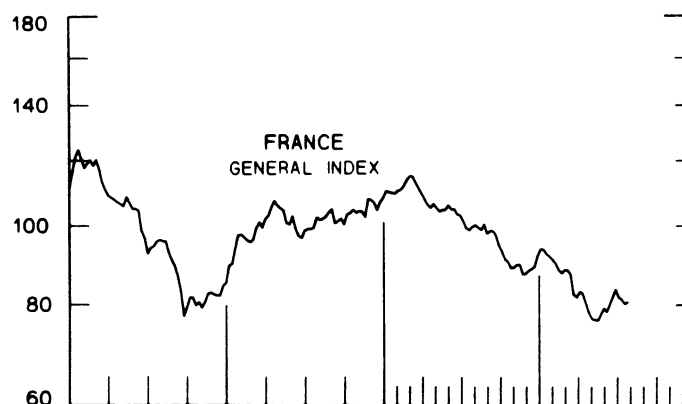
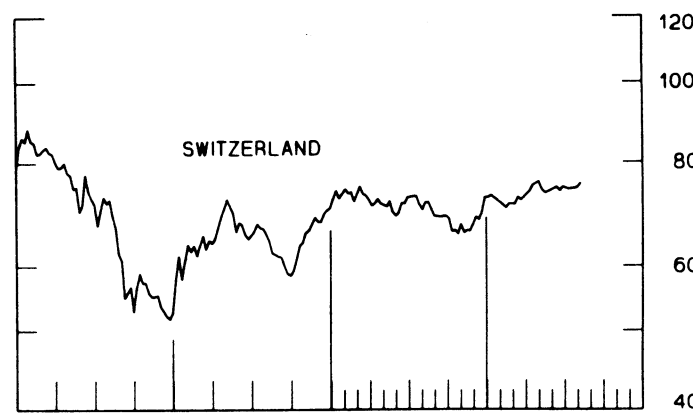
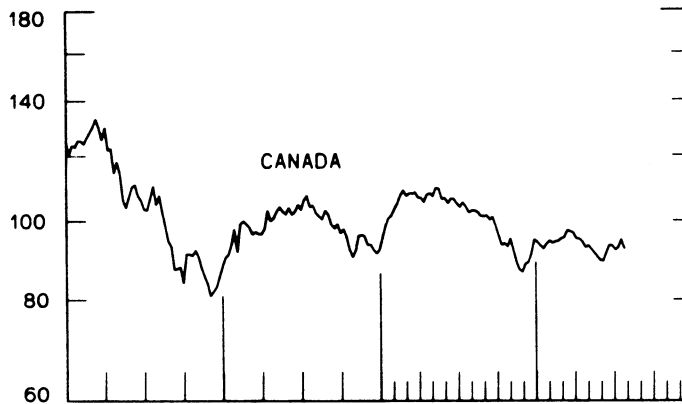
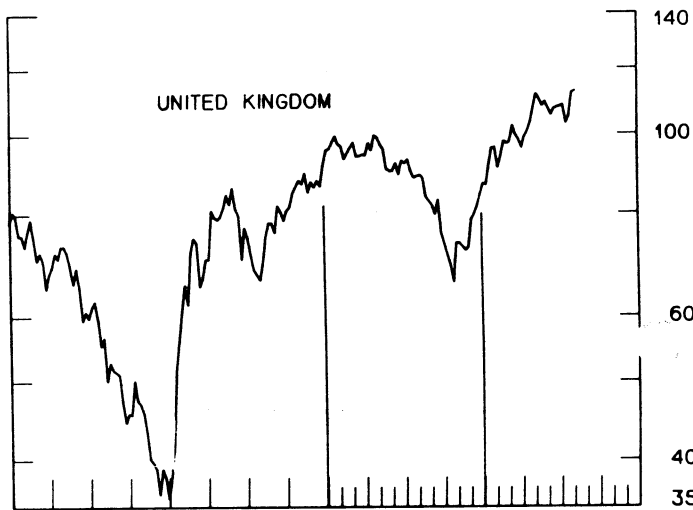


CHART 10
INDUSTRIAL STOCK INDEXES
WEEKLY SERIES

RATIO SCALE
1969=100



RATIO SCALE
1969=100



1975

1977

1975

1977

LAST VALUE PLOTTED
DATE VALUE

SERIES NAME

CHART 1. SPOT EXCHANGE RATES

U.S. DOLLAR, WEIGHTED AVERAGE	AUG. 17	89.29
JAPANESE YEN	AUG. 17	134.87
GERMAN MARK	AUG. 17	157.02
DUTCH GUILDER	AUG. 17	147.26
U.K. POUND	AUG. 17	72.47
CANADIAN DOLLAR	AUG. 17	100.43
FRENCH FRANC	AUG. 17	112.92
SWISS FRANC	AUG. 17	180.09
BELGIAN FRANC	AUG. 17	140.02
ITALIAN LIRA	AUG. 17	70.77

CHART 2. 3-MONTH FORWARD EXCHANGE RATES

CANADIAN DOLLAR	AUG. 17	-1.12
U.K. POUND	AUG. 17	-1.44
GERMAN MARK	AUG. 17	2.69
FRENCH FRANC	AUG. 17	-4.64
SWISS FRANC	AUG. 17	4.05
DUTCH GUILDER	AUG. 17	2.93
JAPANESE YEN	AUG. 17	0.28

CHART 3. GOLD PRICE IN LONDON

U.S. DOLLAR PER FINE OUNCE	AUG. 17	144.28
----------------------------	---------	--------

CHART 4. CALL MONEY RATES

U.S. FEDERAL FUNDS	AUG. 17	5.94
OVERNIGHT EURO-DOLLAR DEPOSITS	AUG. 17	6.00
U.K. 2-DAY LOCAL AUTHORITY DEPOSITS	AUG. 12	7.00
CANADA	AUG. 12	7.33
GERMANY	AUG. 12	3.95
EURO-DM	AUG. 5	3.89
JAPAN	AUG. 12	5.75
FRANCE	AUG. 12	8.50
NETHERLANDS	JULY 29	0.15
EURO-SWISS FRANC	AUG. 5	1.00

CHART 5. 3-MONTH INTEREST RATES

U.S. CD'S (60-89 DAYS)	AUG. 17	5.88
GERMAN INTERBANK LOAN	AUG. 17	4.03
JAPANESE COMPOSITE LOAN	JUNE	7.60
EURO-DOLLAR DEPOSIT	AUG. 17	6.46
CANADIAN FINANCE COMPANY PAPER	AUG. 17	7.49
INTERBANK STERLING	AUG. 17	6.84
SWISS INTERBANK LOAN	AUG. 17	2.35

SERIES NAME

LAST VALUE PLOTTED
DATE VALUE

CHART 6. EURO-DOLLAR DEPOSIT RATES: LONDON

OVERNIGHT	AUG. 17	6.00
7-DAY	AUG. 17	5.9
1-MONTH	AUG. 17	6.14
3-MONTH	AUG. 17	6.46
6-MONTH	AUG. 17	6.69
1-YEAR	AUG. 17	6.80

CHART 7. SELECTED EURO-DOLLAR AND U.S. MONEY MARKET RATES

OVERNIGHT EURO-DOLLAR DEPOSITS	AUG. 17	6.00
U.S. FEDERAL FUNDS	AUG. 17	5.94
DIFFERENTIAL ADJ. FOR RESERVE REQUIREMENTS	AUG. 17	0.31
3-MONTH EURO-DOLLAR DEPOSIT RATE	AUG. 17	6.46
U.S. CD'S (60-89 DAYS)	AUG. 17	5.88
DIFFERENTIAL ADJ. FOR RESERVE REQUIREMENTS	AUG. 17	0.47

CHART 8. INTEREST ARBITRAGE, 3-MONTH FUNDS

EURO-DOLLAR DEPOSIT	AUG. 17	6.46
INTERBANK STERLING (LONDON), COVERED	AUG. 17	5.39
DIFFERENTIAL	AUG. 17	1.07
U.S. COMMERCIAL PAPER	AUG. 17	5.80
CANADIAN FINANCE CO. PAPER, COVERED	AUG. 17	6.37
DIFFERENTIAL	AUG. 17	-0.57
EURO-DOLLAR DEPOSIT	AUG. 17	6.46
INTERBANK DM (FRANKFURT), COVERED	AUG. 17	6.72
DIFFERENTIAL	AUG. 17	-0.26
EURO-DOLLAR DEPOSIT	AUG. 17	6.46
SWISS INTERBANK, COVERED	AUG. 17	6.40
DIFFERENTIAL	AUG. 17	0.06

SERIES NAME

LAST VALUE PLOTTED
DATE VALUE

CHART 9. LONG TERM GOVERNMENT BOND YIELDS

UNITED STATES	AUG. 12	7.45
GERMANY	AUG. 5	5.70
JAPAN (MONTHLY)	JULY	6.75
SWITZERLAND	AUG. 5	4.20
CANADA	AUG. 12	8.71
FRANCE	JULY 29	10.85
NETHERLANDS	JULY 29	6.72
UNITED KINGDOM	JULY 29	12.26

U.S. CORPORATE

AAA BONDS	JULY	7.94
EURO-DM BONDS	JUNE	6.78
EURO-DOLLAR BONDS	JUNE	7.64

CHART 10. INDUSTRIAL STOCK INDEXES

UNITED STATES	AUG. 12	100.74
JAPAN	AUG. 5	249.06
CANADA	JULY 29	92.34
FRANCE	JULY 29	80.54
UNITED KINGDOM	AUG. 12	112.55
SWITZERLAND	AUG. 12	75.24
GERMANY	AUG. 5	97.01



FEDERAL RESERVE statistical release

H.10

AUGUST 22, 1977

FOREIGN EXCHANGE RATES

FOR THE WEEK ENDING AUGUST 19, 1977

The Board of Governors of the Federal Reserve System is advised that the Federal Reserve Bank of New York has certified for customs purposes the following noon buying rate in New York City for cable transfers payable in foreign currencies:

COUNTRY	MONETARY UNIT	(RATE U.S. CENTS)				
		AUG. 15	AUG. 16	AUG. 17	AUG. 18	AUG. 19
AUSTRALIA	DOLLAR	109.9800	110.0000	110.2000	110.0600	110.0800
AUSTRIA	SCHILLING	6.04000	6.02000	6.04000	6.05000	6.05000
BELGIUM	FRANC	2.80000	2.78700	2.80000	2.79900	2.80500
CANADA	DOLLAR	92.9200	92.8300	93.0000	92.8900	92.9050
DENMARK	KRONE	16.6200	16.6000	16.6600	16.6500	16.6000
FINLAND	MARKKA	24.7400	24.7500	24.8000	24.7700	24.8300
FRANCE	FRANC	20.3230	20.2580	20.3300	20.3350	20.3500
GERMANY	D. MARK	42.8400	42.7400	42.9400	42.9550	42.9400
INDIA	RUPEE	11.4700	11.4700	11.4700	11.4700	11.4800
IRELAND	POUND	173.9100	174.0300	174.0700	173.9500	174.0300
ITALY	LIRA	0.11328	0.11310	0.11320	0.11300	0.11315
JAPAN	YEN	0.37325	0.37360	0.37490	0.37490	0.37415
MALAYSIA	DOLLAR	40.6900	40.6800	40.6000	40.5300	40.4500
MEXICO	PESO	4.3663	4.3663	4.3600	4.3600	4.3575
NETHERLANDS	GUILDER	40.6750	40.4650	40.6250	40.7000	40.6700
NEW ZEALAND	DOLLAR	96.7500	96.7000	96.7000	96.7000	96.6500
NORWAY	KRONE	18.9700	18.9250	18.9700	18.9300	18.9200
PORTUGAL	ESCUDO	2.5800	2.5700	2.5750	2.5500	2.5600
SOUTH AFRICA	RAND	115.0000	115.0000	115.0000	115.0000	115.0000
SPAIN	PESATA	1.1804	1.1798	1.1808	1.1804	1.1806
SRI LANKA	RUPEE	13.7300	13.7300	13.7300	13.7300	13.7300
SWEDEN	KRUNA	22.7500	22.6400	22.7000	22.6700	22.6125
SWITZERLAND	FRANC	41.2300	40.9200	41.0650	41.1900	41.3300
UNITED KINGDOM	POUND	173.9100	174.0300	174.0700	173.9500	174.0300