

077

077 - Table

H-13

Selected Interest & Exchange Rates

Weekly Series of Charts

JUNE 27, 1977

**Prepared by the
FINANCIAL MARKETS
SECTION**

**DIVISION OF
INTERNATIONAL FINANCE**

**BOARD OF GOVERNORS
FEDERAL RESERVE SYSTEM
Washington, D.C. 20551**

Table of Contents

TABLES

1. LATEST FIGURES PLOTTED
2. DAILY CERTIFIED SPOT EXCHANGE RATES--
H.10 RELEASE

CHARTS

1. SPOT EXCHANGE RATE INDEXES
2. 3-MONTH FORWARD EXCHANGE RATES
3. GOLD PRICE--LONDON
4. CALL MONEY RATES
5. 3-MONTH INTEREST RATES
6. EURO-DOLLAR DEPOSIT RATES
7. SELECTED EURO-DOLLAR AND
U.S. MONEY MARKET RATES
8. INTEREST ARBITRAGE: 3-MONTH FUNDS
9. LONG-TERM GOVERNMENT BOND YIELDS
10. INDUSTRIAL STOCK INDEXES

SUBSCRIPTION RATES:

Weekly \$15.00 per year or \$.40 each in the United States, its possessions, Canada, and Mexico; 10 or more of the same issue to one address, \$13.50 per year or \$.35 each. Elsewhere, \$20.00 per year or \$.50 each. Address requests to Publications Services, Division of Administrative Services, and make payment remittance payable to the order of the Board of Governors of the Federal Reserve System in a form collectible at par in U.S. Currency.

CHART 1

SPOT EXCHANGE RATES

DOLLAR PRICES OF FOREIGN CURRENCIES AND WEIGHTED AVERAGE VALUES (DASHED LINE)
AVERAGES FOR WEEK ENDING WEDNESDAY

RATIO SCALE
MAY 1970 PARITY=100

RATIO SCALE
MAY 1970 PARITY=100

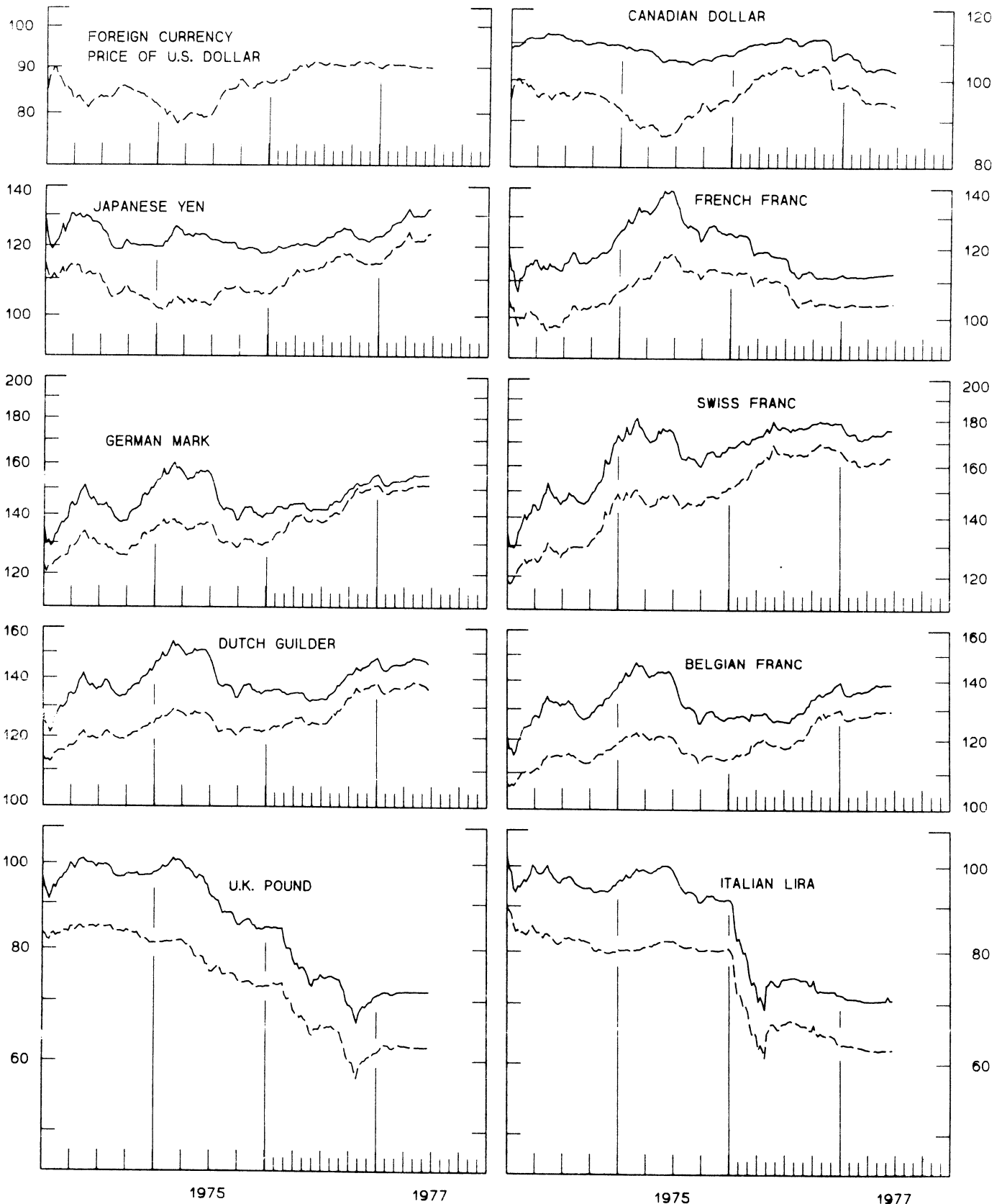


CHART 2
3-MONTH FORWARD EXCHANGE RATES

PREMIUM (+) OR (-)
 AVERAGES FOR WEEK ENDING WEDNESDAY

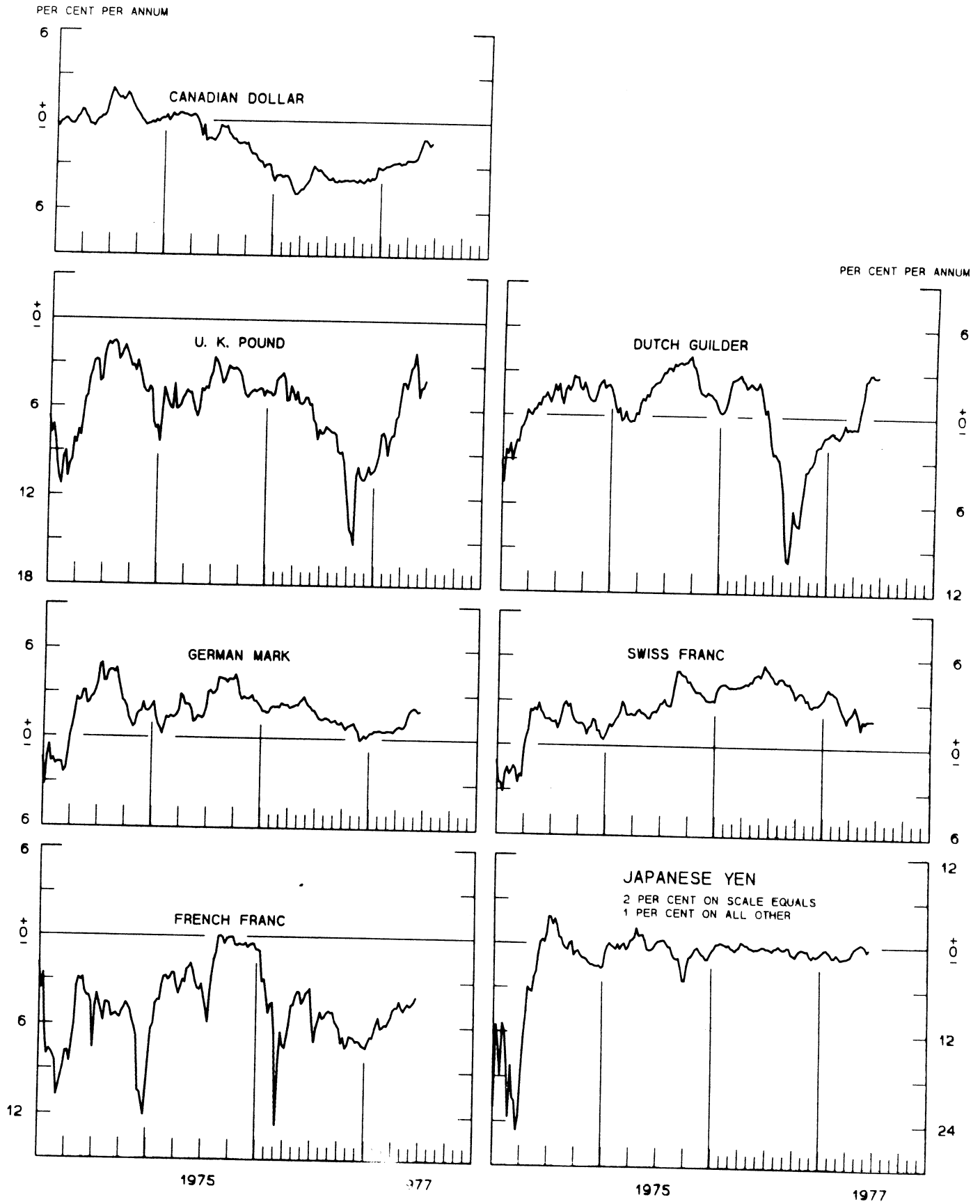


CHART 3
PRICE OF GOLD IN LONDON
AVERAGES FOR WEEK ENDING WEDNESDAY

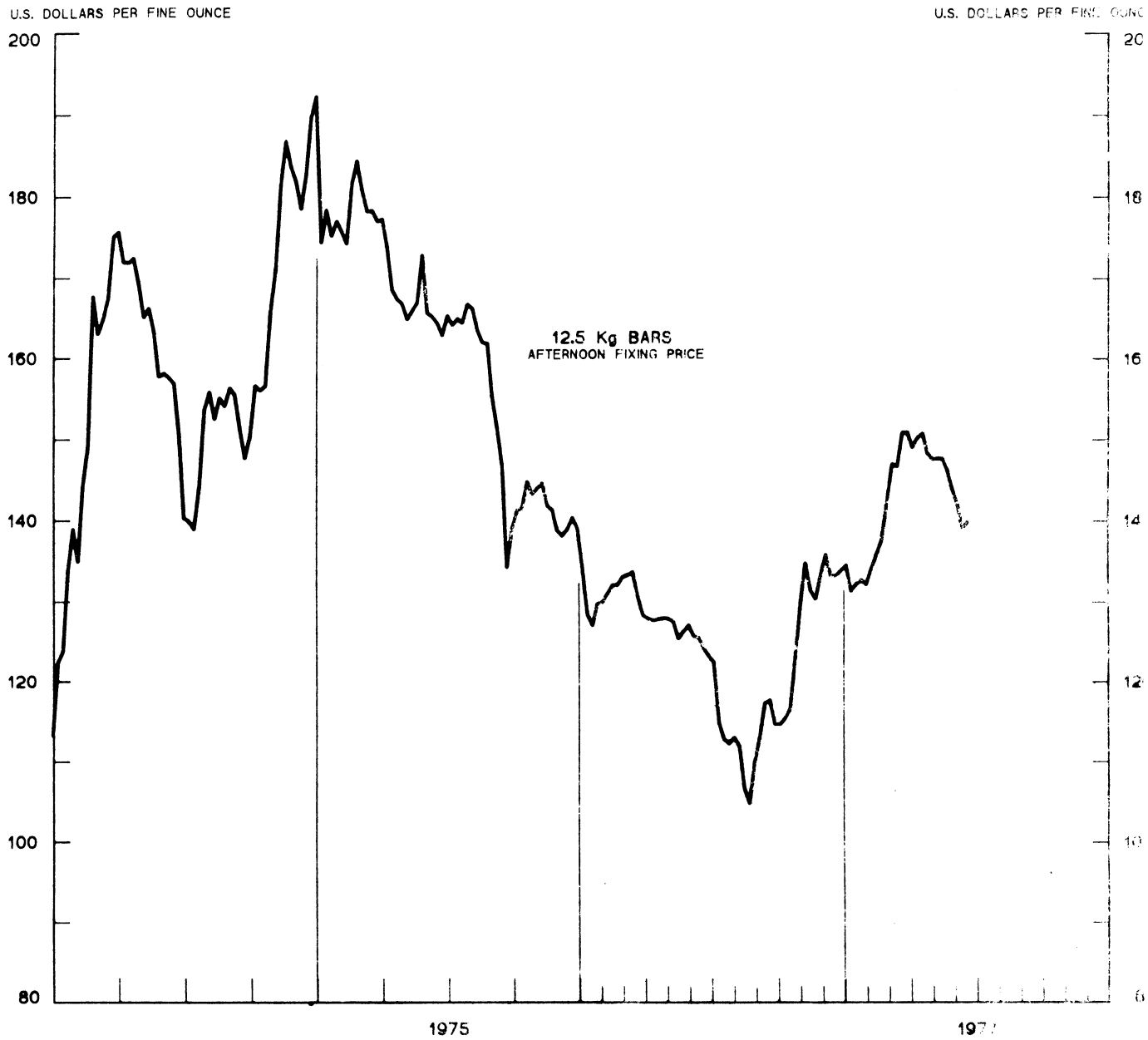


CHART 4
CALL MONEY RATES
 WEEKLY SERIES

PER CENT PER ANNUM

PER CENT PER ANNUM

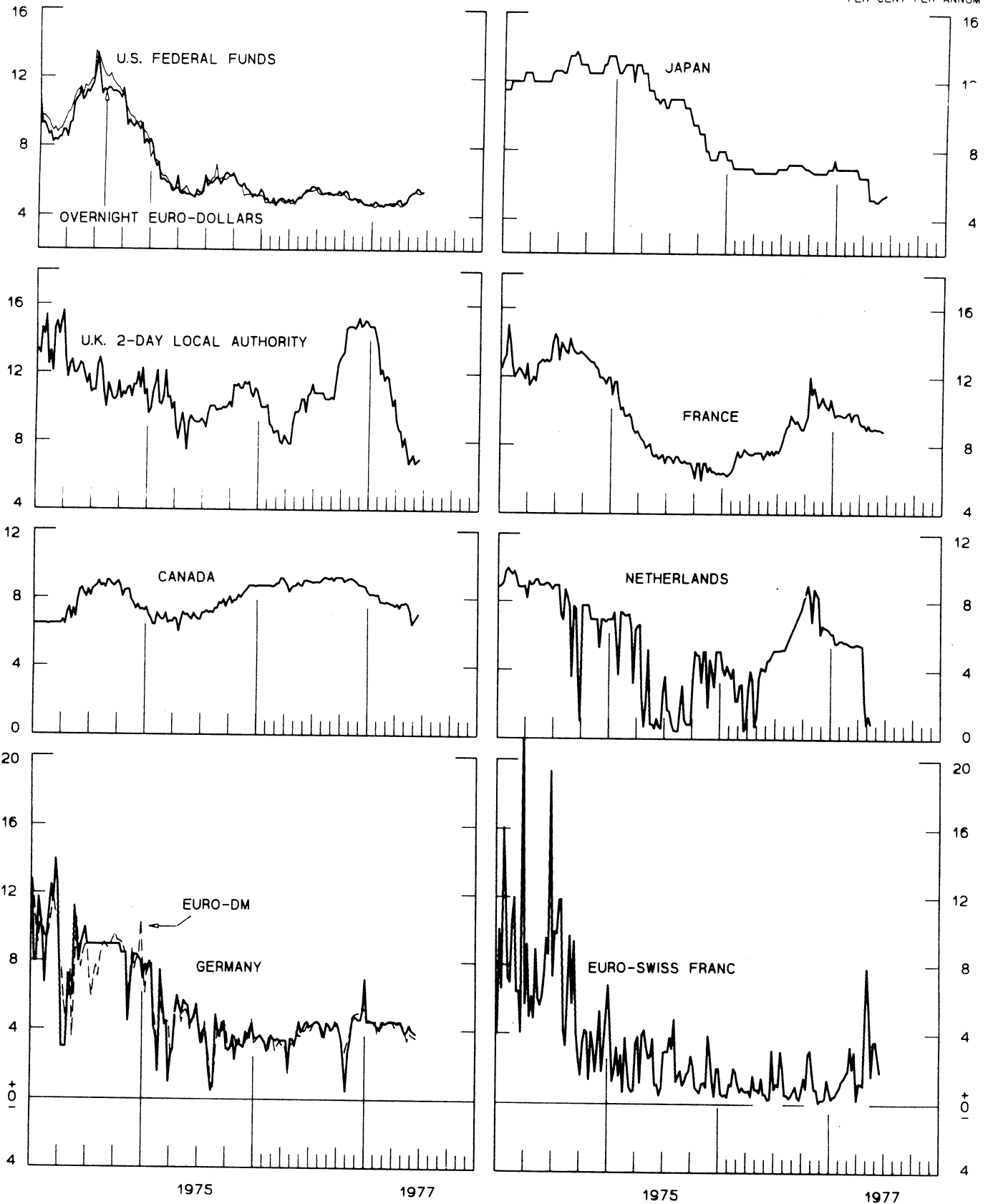
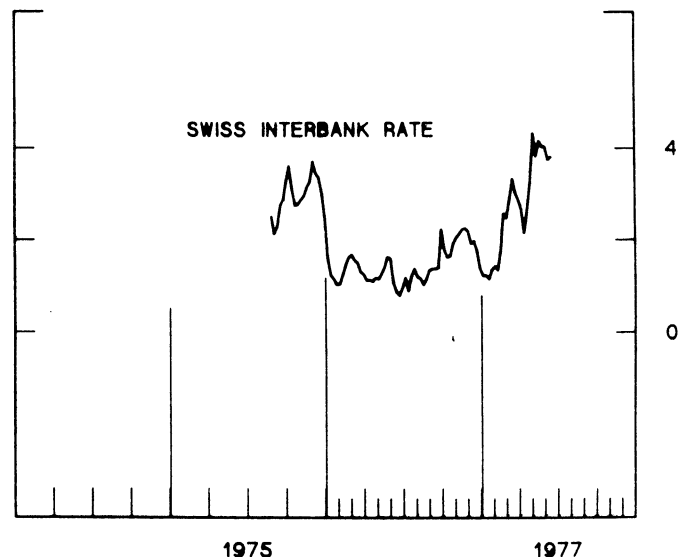
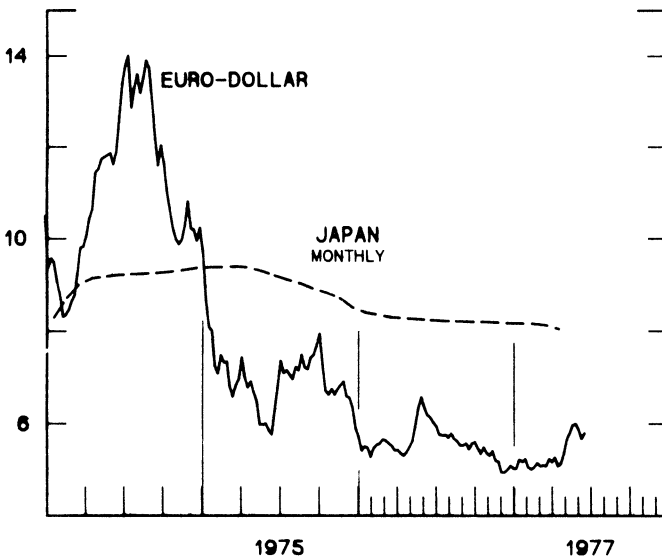
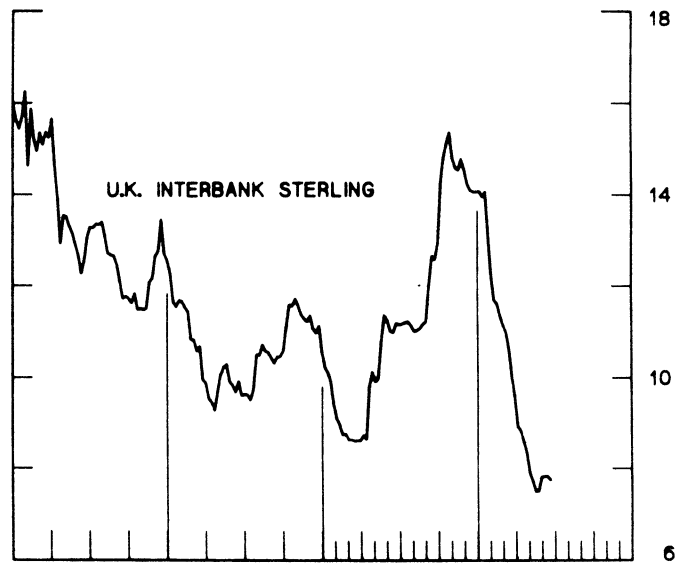
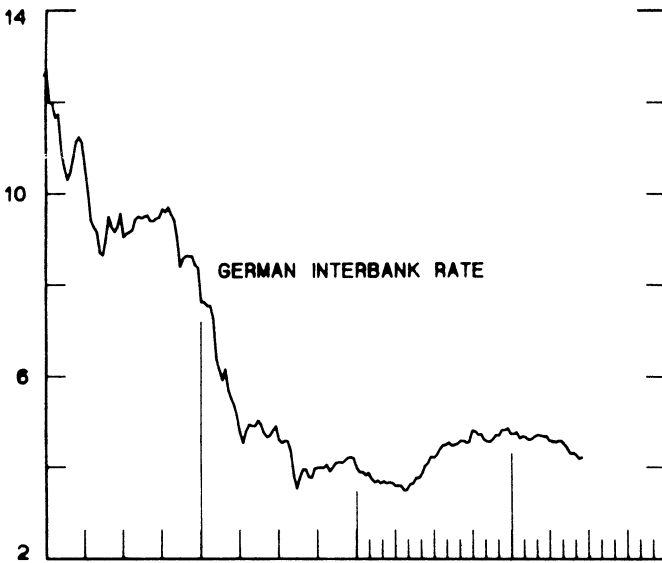
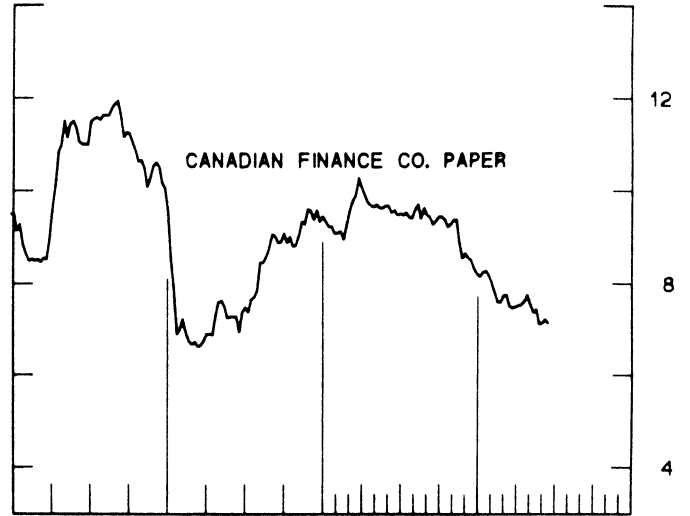
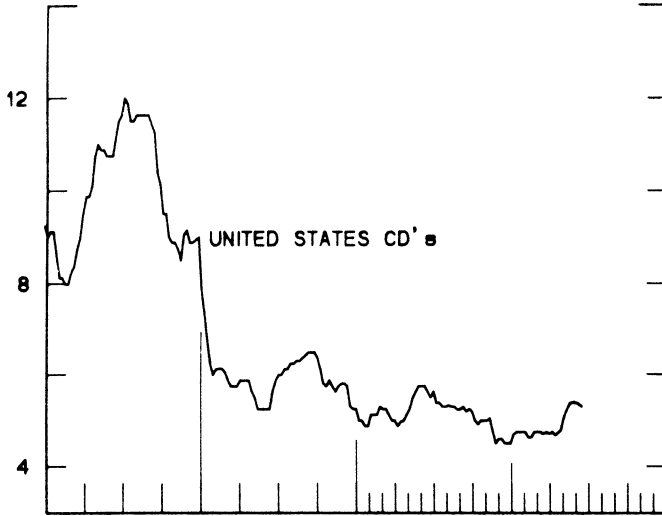


CHART 5
3-MONTH INTEREST RATES
 WEEKLY SERIES

PER CENT PER ANNUM

PER CENT PER ANNUM



1975

1977

1975

1977

CHART 6
EURO-DOLLAR DEPOSIT RATES LONDON
AVERAGES FOR WEEK ENDING WEDNESDAY

PER CENT PER ANNUM

PER CENT PER ANNUM

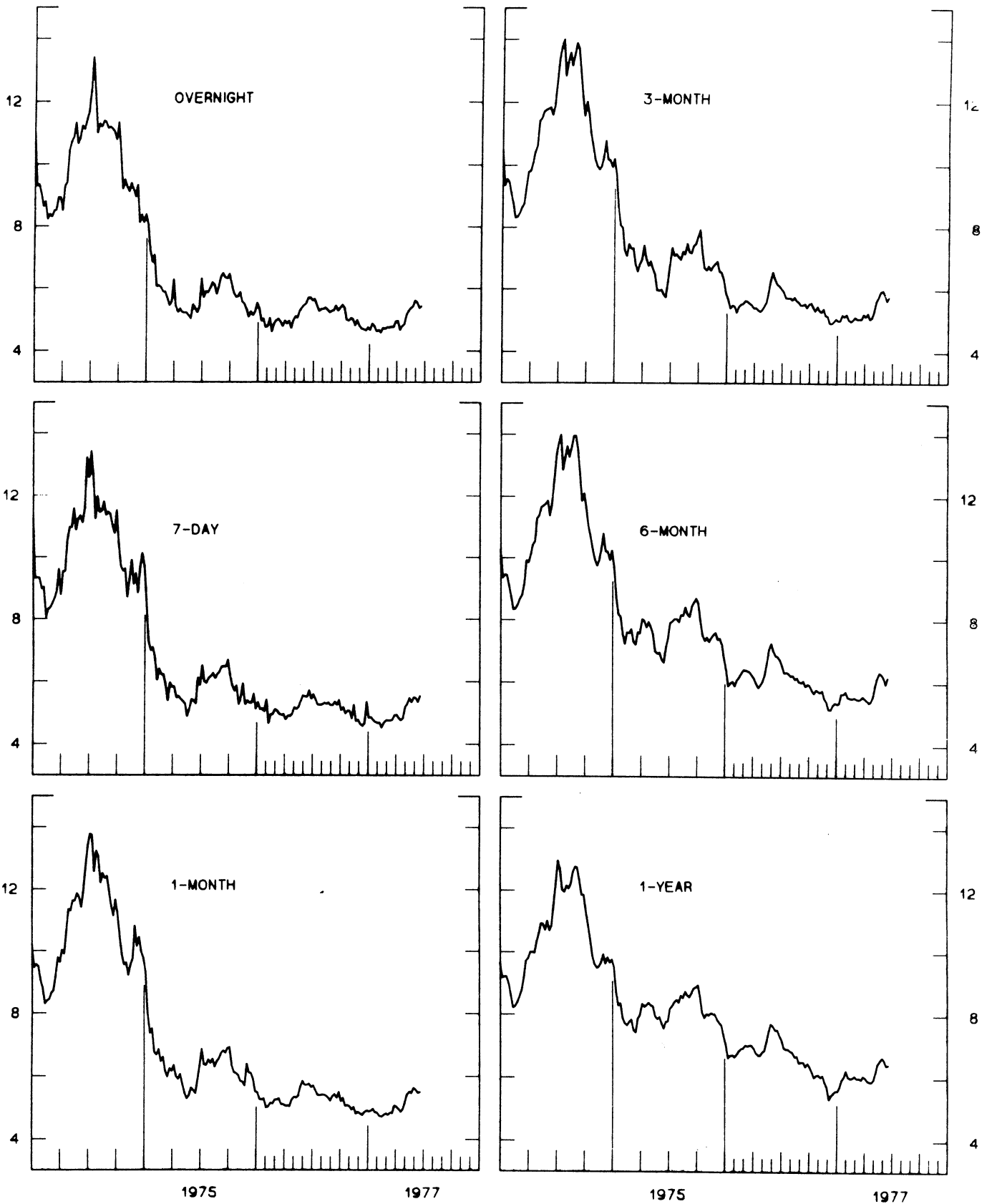
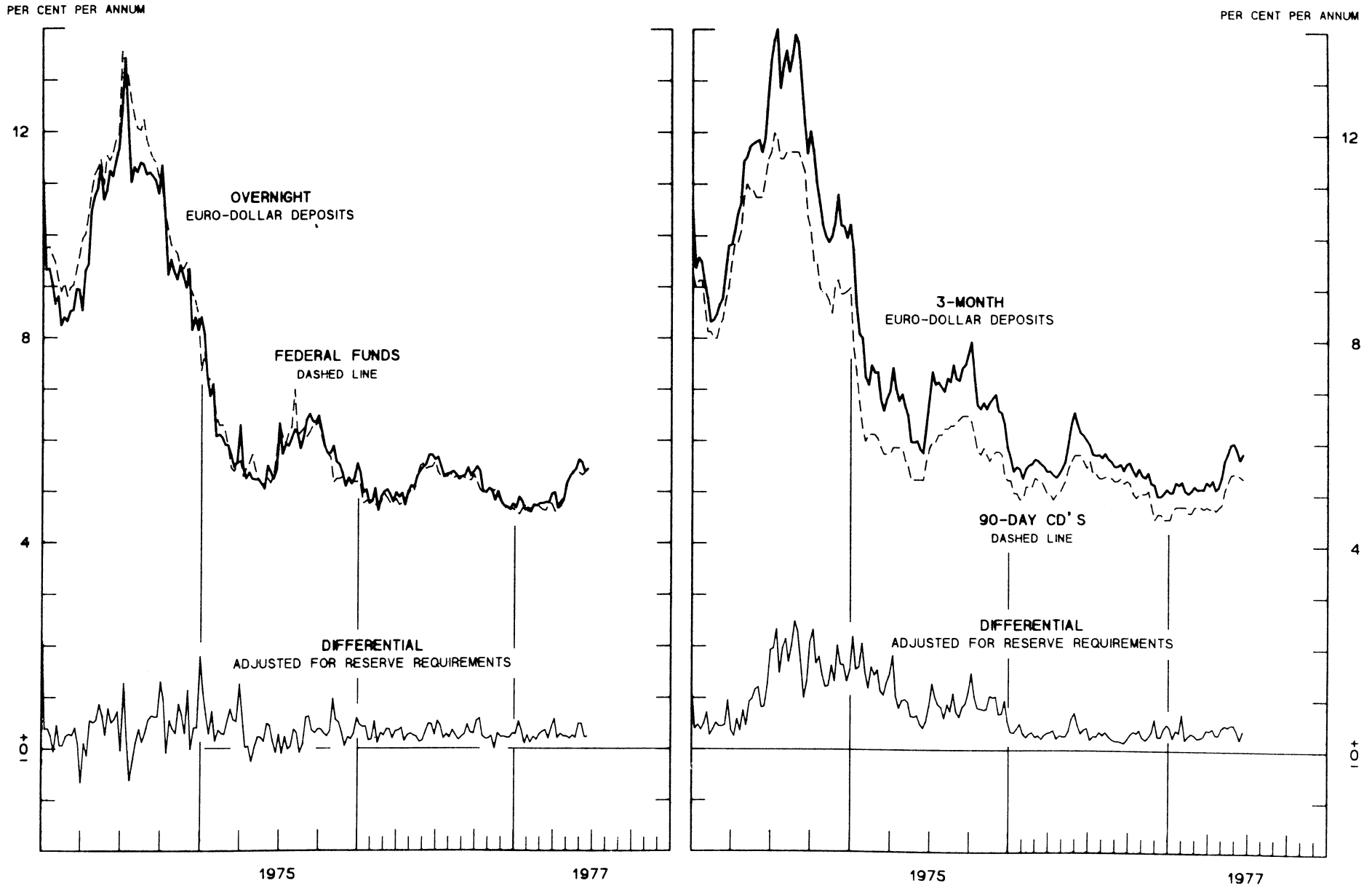


CHART 7
SELECTED EURO-DOLLAR AND U. S. MONEY MARKET RATES
 AVERAGES FOR WEEK ENDING WEDNESDAY



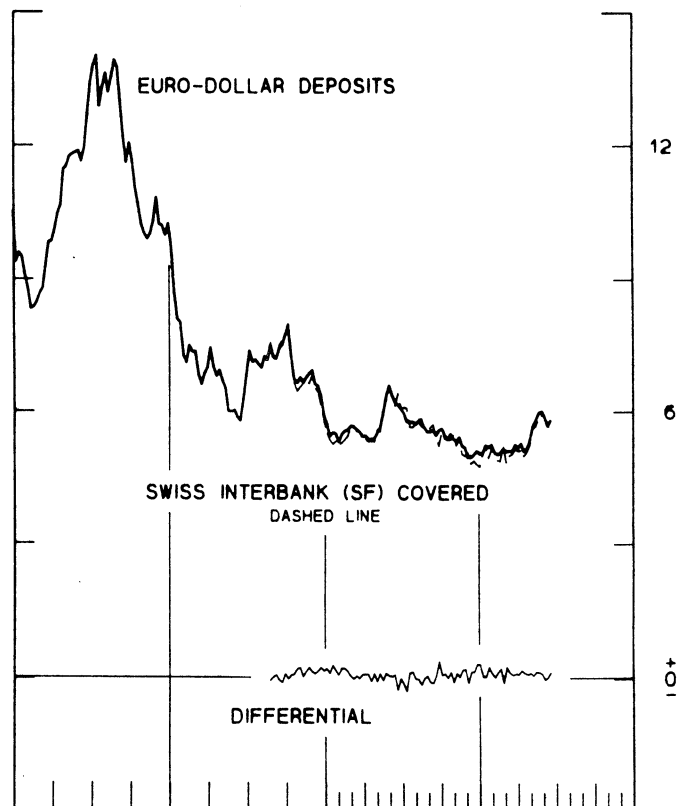
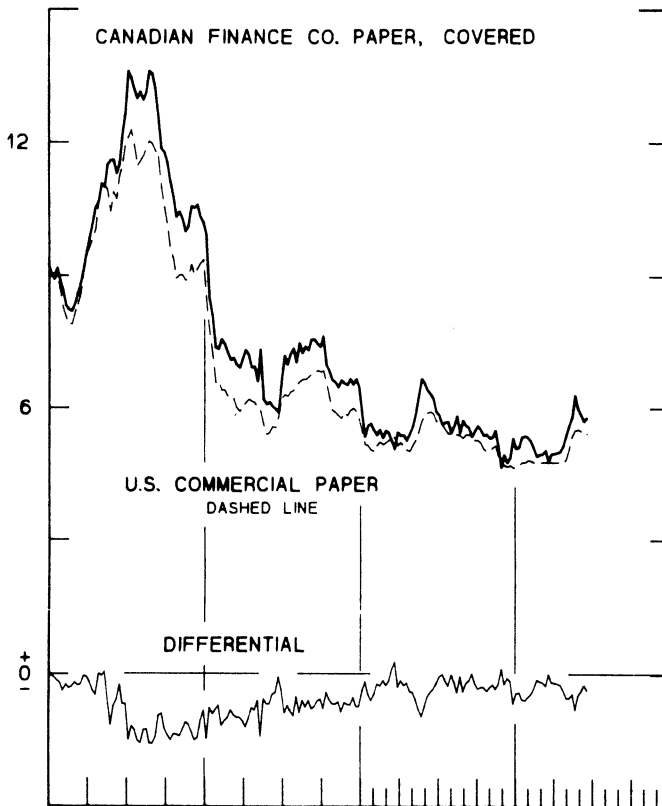
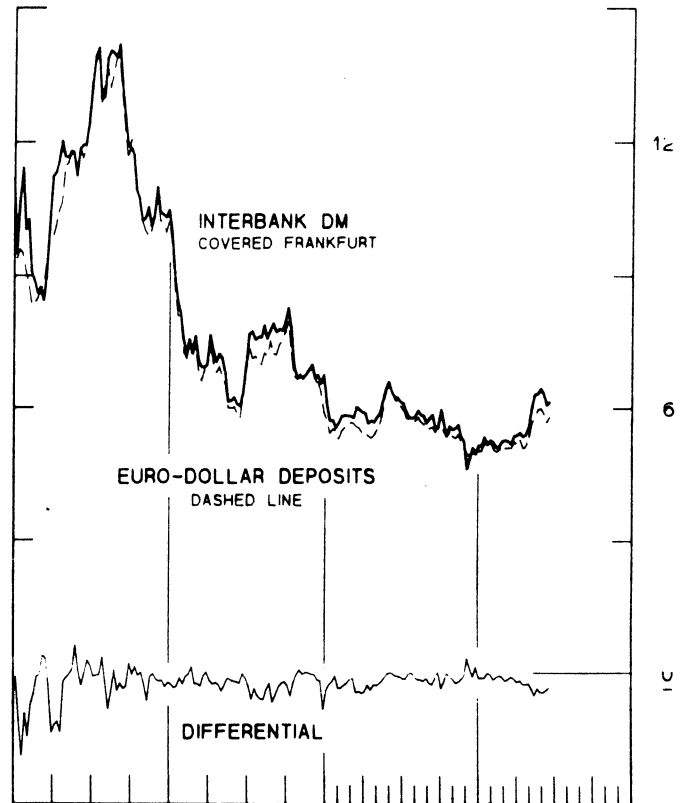
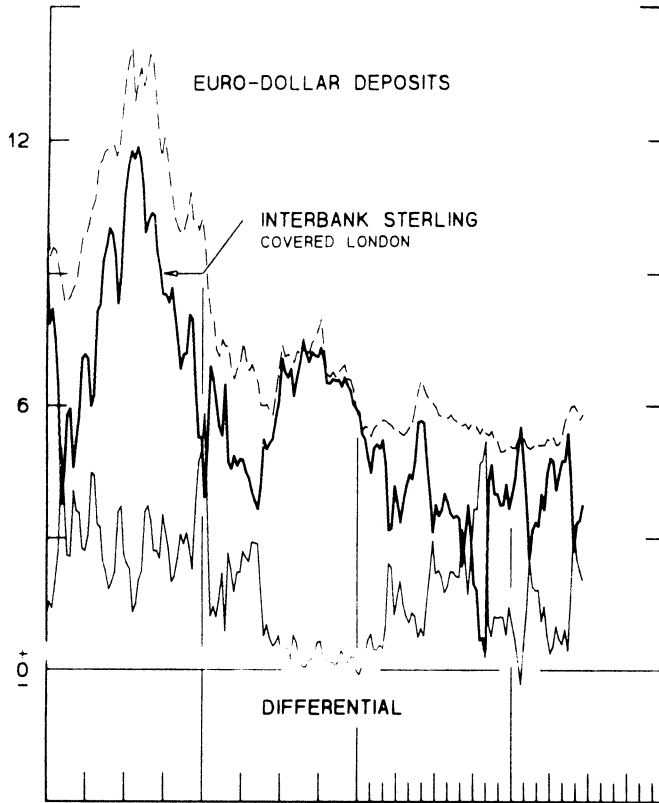
FAVORS BORROWING IN U. S. IF POSITIVE

INTEREST ARBITRAGE: 3-MONTH FUNDS

DIFFERENTIAL: PLUS(+), INDICATES FAVOR DOLLAR ASSETS
AVERAGES FOR WEEK ENDING WEDNESDAY

PER CENT PER ANNUM

PER CENT PER ANNUM



1975

1977

1975

1977

CHART 9
LONG-TERM GOVERNMENT BOND YIELDS
 WEEKLY SERIES

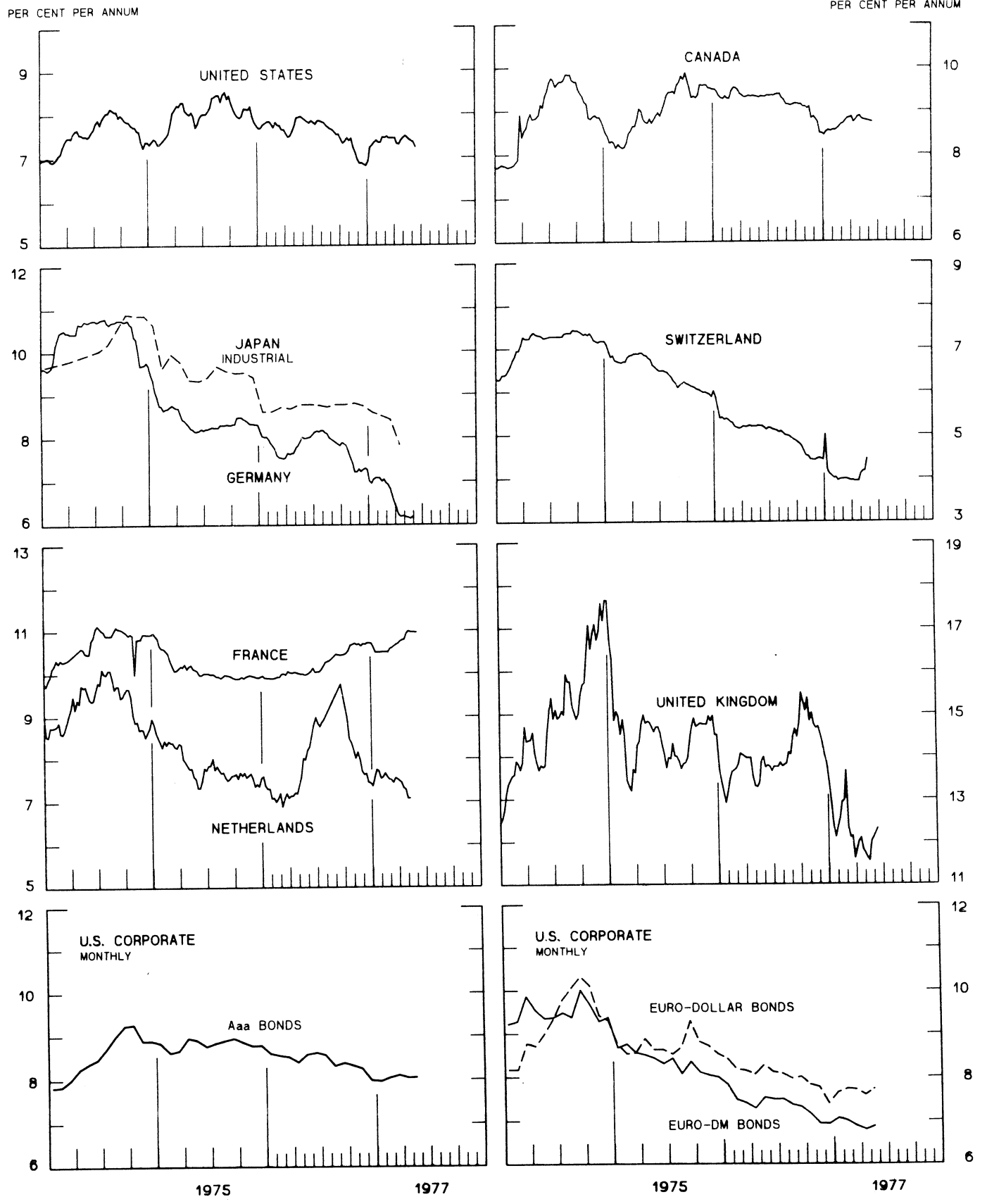
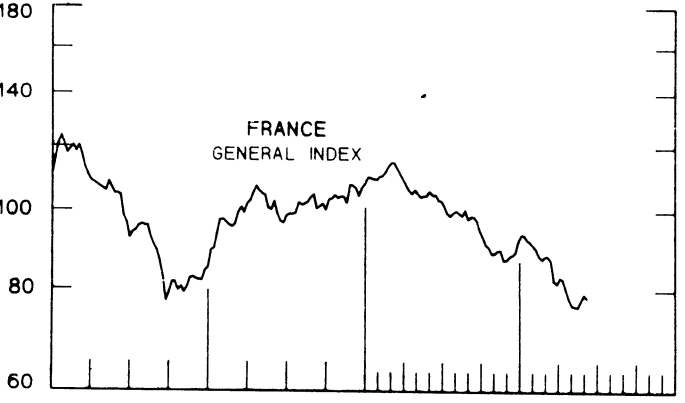
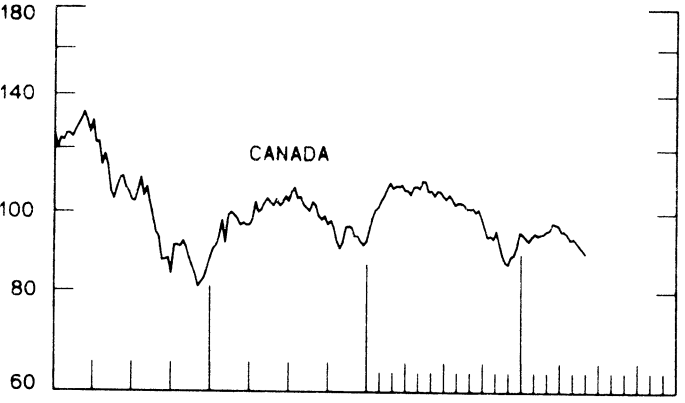
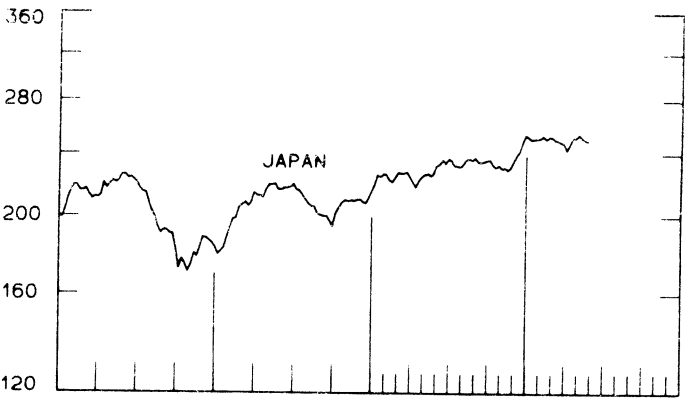
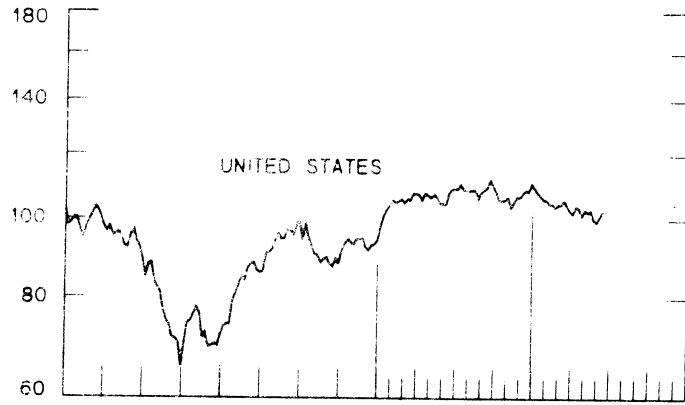
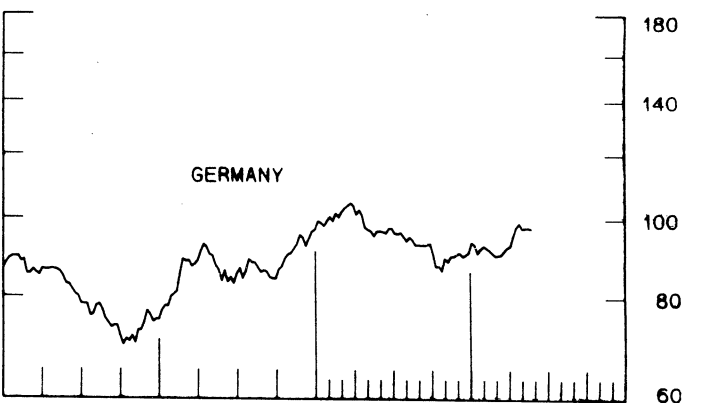
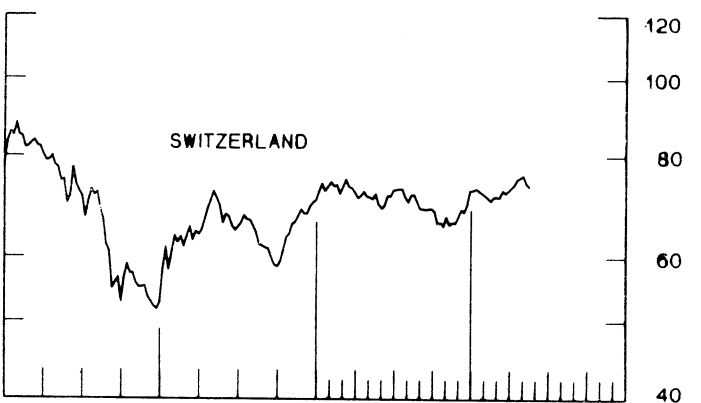
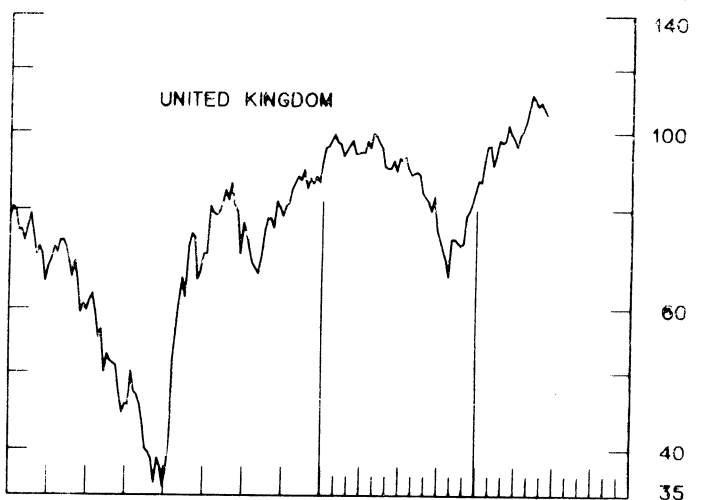


CHART 10
INDUSTRIAL STOCK INDEXES
 WEEKLY SERIES

RATIO SCALE
 1969=100



RATIO SCALE
 1969=100



1975

1977

1975

1977

SERIES NAME	LAST VALUE PLOTTE	
	DATE	VALUE
CHART 1. SPOT EXCHANGE RATES		
U.S. DOLLAR, WEIGHTED AVERAGE	JUNE 22	89.94
JAPANESE YEN	JUNE 22	132.15
GERMAN MARK	JUNE 22	155.30
DUTCH GUILDER	JUNE 22	145.43
U.K. POUND	JUNE 22	71.64
CANADIAN DOLLAR	JUNE 22	102.10
FRENCH FRANC	JUNE 22	112.38
SWISS FRANC	JUNE 22	175.32
BELGIAN FRANC	JUNE 22	138.57
ITALIAN LIRA	JUNE 22	70.61
CHART 2. 3-MONTH FORWARD EXCHANGE RATES		
CANADIAN DOLLAR	JUNE 22	-1.37
U.K. POUND	JUNE 22	-3.99
GERMAN MARK	JUNE 22	1.92
FRENCH FRANC	JUNE 22	-4.02
SWISS FRANC	JUNE 22	1.86
DUTCH GUILDER	JUNE 22	2.85
JAPANESE YEN	JUNE 22	-0.31
CHART 3. GOLD PRICE IN LONDON		
U.S. DOLLAR PER FINE OUNCE	JUNE 22	139.84
CHART 4. CALL MONEY RATES		
U.S. FEDERAL FUNDS	JUNE 22	5.43
OVERNIGHT EURO-DOLLAR DEPOSITS	JUNE 22	5.44
U.K. 2-DAY LOCAL AUTHORITY DEPOSITS	JUNE 17	7.00
CANADA	JUNE 17	7.10
GERMANY	JUNE 17	3.80
EURO-DM	JUNE 17	3.55
JAPAN	JUNE 17	5.50
FRANCE	JUNE 17	8.88
NETHERLANDS	MAY 13	0.93
EURO-SWISS FRANC	JUNE 17	1.85
CHART 5. 3-MONTH INTEREST RATES		
U.S. CD'S (60-89 DAYS)	JUNE 22	5.30
GERMAN INTERBANK LOAN	JUNE 22	4.22
JAPANESE COMPOSITE LOAN	APRIL	8.04
EURO-DOLLAR DEPOSIT	JUNE 22	5.80
CANADIAN FINANCE COMPANY PAPER	JUNE 22	7.14
INTERBANK STERLING	JUNE 22	7.75
SWISS INTERBANK LOAN	JUNE 22	3.81

SERIES NAME

LAST VALUE PLOTTED
DATE VALUE

CHART 6. EURO-DOLLAR DEPOSIT RATES: LONDON

OVERNIGHT	JUNE 22	5.44
7-DAY	JUNE 22	5.55
1-MONTH	JUNE 22	5.50
3-MONTH	JUNE 22	5.80
6-MONTH	JUNE 22	6.19
1-YEAR	JUNE 22	6.45

CHART 7. SELECTED EURO-DOLLAR AND U.S. MONEY MARKET RATES

OVERNIGHT EURO-DOLLAR DEPOSITS	JUNE 22	5.44
U.S. FEDERAL FUNDS	JUNE 22	5.43
DIFFERENTIAL ADJ. FOR RESERVE REQUIREMENTS	JUNE 22	0.24
3-MONTH EURO-DOLLAR DEPOSIT RATE	JUNE 22	5.80
U.S. CD'S (60-89 DAYS)	JUNE 22	5.30
DIFFERENTIAL ADJ. FOR RESERVE REQUIREMENTS	JUNE 22	0.40

CHART 8. INTEREST ARBITRAGE, 3-MONTH FUNDS

EURO-DOLLAR DEPOSIT	JUNE 22	5.80
INTERBANK STERLING (LONDON), COVERED	JUNE 22	3.76
DIFFERENTIAL	JUNE 22	2.04
U.S. COMMERCIAL PAPER	JUNE 22	5.40
CANADIAN FINANCE CO. PAPER, COVERED	JUNE 22	5.77
DIFFERENTIAL	JUNE 22	-0.37
EURO-DOLLAR DEPOSIT	JUNE 22	5.80
INTERBANK DM (FRANKFURT), COVERED	JUNE 22	6.14
DIFFERENTIAL	JUNE 22	-0.34
EURO-DOLLAR DEPOSIT	JUNE 22	5.80
SWISS INTERBANK, COVERED	JUNE 22	5.67
DIFFERENTIAL	JUNE 22	0.13

SERIES NAME

LAST VALUE PLOTTE
DATE VALUE

CHART 9. LONG TERM GOVERNMENT BOND YIELDS

UNITED STATES	JUNE 17	7.24
GERMANY	JUNE 3	6.19
JAPAN (MONTHLY)	MAY	7.43
SWITZERLAND	MAY 27	4.44
CANADA	JUNE 17	8.73
FRANCE	JUNE 10	10.96
NETHERLANDS	MAY 13	7.08
UNITED KINGDOM	JUNE 17	12.30

U.S. CORPORATE

AAA BONDS	MAY	8.05
EURO-DM BONDS	MAY	6.87
EURO-DOLLAR BONDS	MAY	7.72

CHART 10. INDUSTRIAL STOCK INDEXES

UNITED STATES	JUNE 17	102.54
JAPAN	MAY 27	249.25
CANADA	JUNE 3	89.25
FRANCE	JUNE 10	78.28
UNITED KINGDOM	JUNE 17	105.19
SWITZERLAND	MAY 20	73.32
GERMANY	MAY 27	97.29



FEDERAL RESERVE statistical release

H. 10

JUNE 24, 1977

FOREIGN EXCHANGE RATES

FOR THE WEEK ENDING JUNE 24, 1977

The Board of Governors of the Federal Reserve System is advised that the Federal Reserve Bank of New York has certified for customs purposes the following noon buying rate in New York City for cable transfers payable in foreign currencies:

COUNTRY	MONETARY UNIT	(RATE U.S. CENTS)				
		JUNE 20	JUNE 21	JUNE 22	JUNE 23	JUNE 24
AUSTRALIA	DOLLAR	110.8000	110.8300	110.8800	110.8800	110.9000
AUSTRIA	SCHILLING	5.97000	5.96000	5.97000	5.97000	5.97000
BELGIUM	FRANC	2.77100	2.76950	2.77150	2.77120	2.77100
CANADA	DOLLAR	94.4000	94.2500	94.3800	94.3400	94.3600
DENMARK	KRONE	16.5000	16.4700	16.5200	16.5000	16.4988
FINLAND	MARKKA	24.5100	24.4800	24.4800	24.5100	24.4700
FRANCE	FRANC	20.2300	20.2300	20.2425	20.2350	20.2450
GERMANY	D. MARK	42.3850	42.3850	42.4550	42.4600	42.4550
INDIA	RUPEE	11.2600	11.2600	11.2600	11.2600	11.2600
IRELAND	POUND	171.9600	171.9400	171.9600	171.9700	171.9600
ITALY	LIRA	0.11297	0.11300	0.11297	0.11299	0.11300
JAPAN	YEN	0.36660	0.36705	0.36800	0.36790	0.36765
MALAYSIA	DOLLAR	40.3000	40.3100	40.2900	40.2800	40.2500
MEXICO	PESO	4.3600	4.3500	4.3500	4.3500	4.3500
NETHERLANDS	GUILDER	40.0550	40.1750	40.1300	40.1250	40.1050
NEW ZEALAND	DOLLAR	96.2500	96.3000	96.3000	96.3500	96.4000
NORWAY	KRONE	18.8700	18.8400	18.8400	18.8200	18.7900
PORTUGAL	ESCUDO	2.5800	2.5800	2.5800	2.5800	2.5800
SOUTH AFRICA	RAND	115.0000	115.0000	115.0000	115.0000	115.0000
SPAIN	PESATA	1.4388	1.4388	1.4337	1.4296	1.4337
SRI LANKA	RUPEE	13.7000	13.7000	13.7000	13.7000	13.7000
SWEDEN	KRONA	22.5700	22.5200	22.5400	22.5300	22.4900
SWITZERLAND	FRANC	40.0600	39.9700	40.0650	40.1100	40.1050
UNITED KINGDOM	POUND	171.9600	171.9400	171.9600	171.9700	171.9600