
Selected Interest & Exchange Rates

Weekly Series of Charts

JUNE 13, 1977

**Prepared by the
FINANCIAL MARKETS
SECTION**

**DIVISION OF
INTERNATIONAL FINANCE**

**BOARD OF GOVERNORS
FEDERAL RESERVE SYSTEM
Washington, D.C. 20551**

Table of Contents

TABLES

1. LATEST FIGURES PLOTTED
2. DAILY CERTIFIED SPOT EXCHANGE RATES--H.10 RELEASE

CHARTS

1. SPOT EXCHANGE RATE INDEXES
2. 3-MONTH FORWARD EXCHANGE RATES
3. GOLD PRICE--LONDON
4. CALL MONEY RATES
5. 3-MONTH INTEREST RATES
6. EURO-DOLLAR DEPOSIT RATES
7. SELECTED EURO-DOLLAR AND U.S. MONEY MARKET RATES
8. INTEREST ARBITRAGE: 3-MONTH FUNDS
9. LONG-TERM GOVERNMENT BOND YIELDS
10. INDUSTRIAL STOCK INDEXES

SUBSCRIPTION RATES:

Weekly \$15.00 per year or \$.40 each in the United States, its possessions, Canada, and Mexico; 10 or more of the same issue to one address, \$13.50 per year or \$.35 each. Elsewhere, \$20.00 per year or \$.50 each. Address requests to Publications Services, Division of Administrative Services, and make payment remittance payable to the order of the Board of Governors of the Federal Reserve System in a form collectible at par in U.S. Currency.

SPOT EXCHANGE RATES

DOLLAR PRICES OF FOREIGN CURRENCIES AND WEIGHTED AVERAGE VALUES (DASHED LINE)
AVERAGES FOR WEEK ENDING WEDNESDAY

RATIO SCALE
MAY 1970 PARITY=100

RATIO SCALE
MAY 1970 PARITY=100

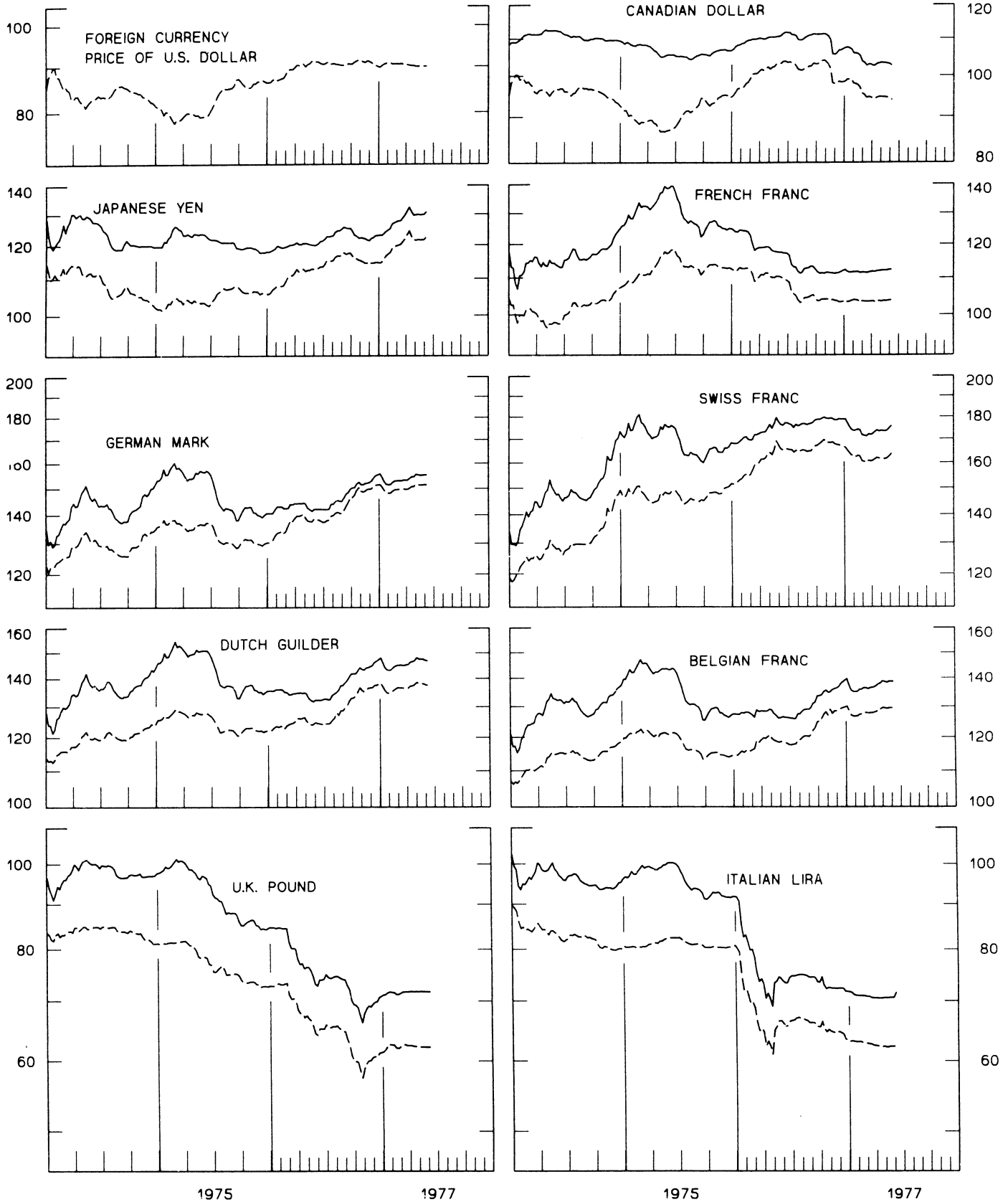


CHART 2
3-MONTH FORWARD EXCHANGE RATES

PREMIUM (+) OR (-)
 AVERAGES FOR WEEK ENDING WEDNESDAY

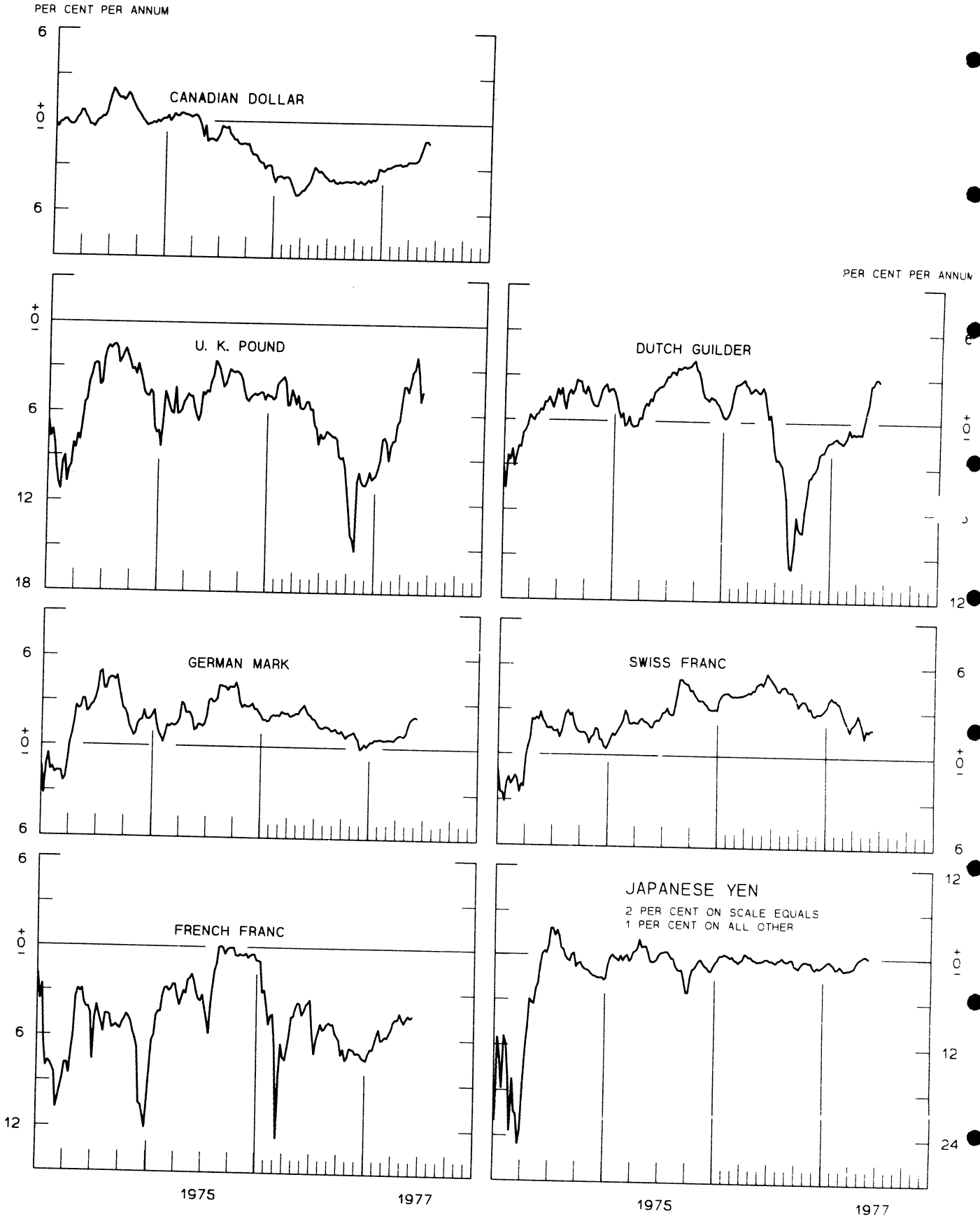


CHART 3
PRICE OF GOLD IN LONDON
AVERAGES FOR WEEK ENDING WEDNESDAY



CHART 4
CALL MONEY RATES
 WEEKLY SERIES

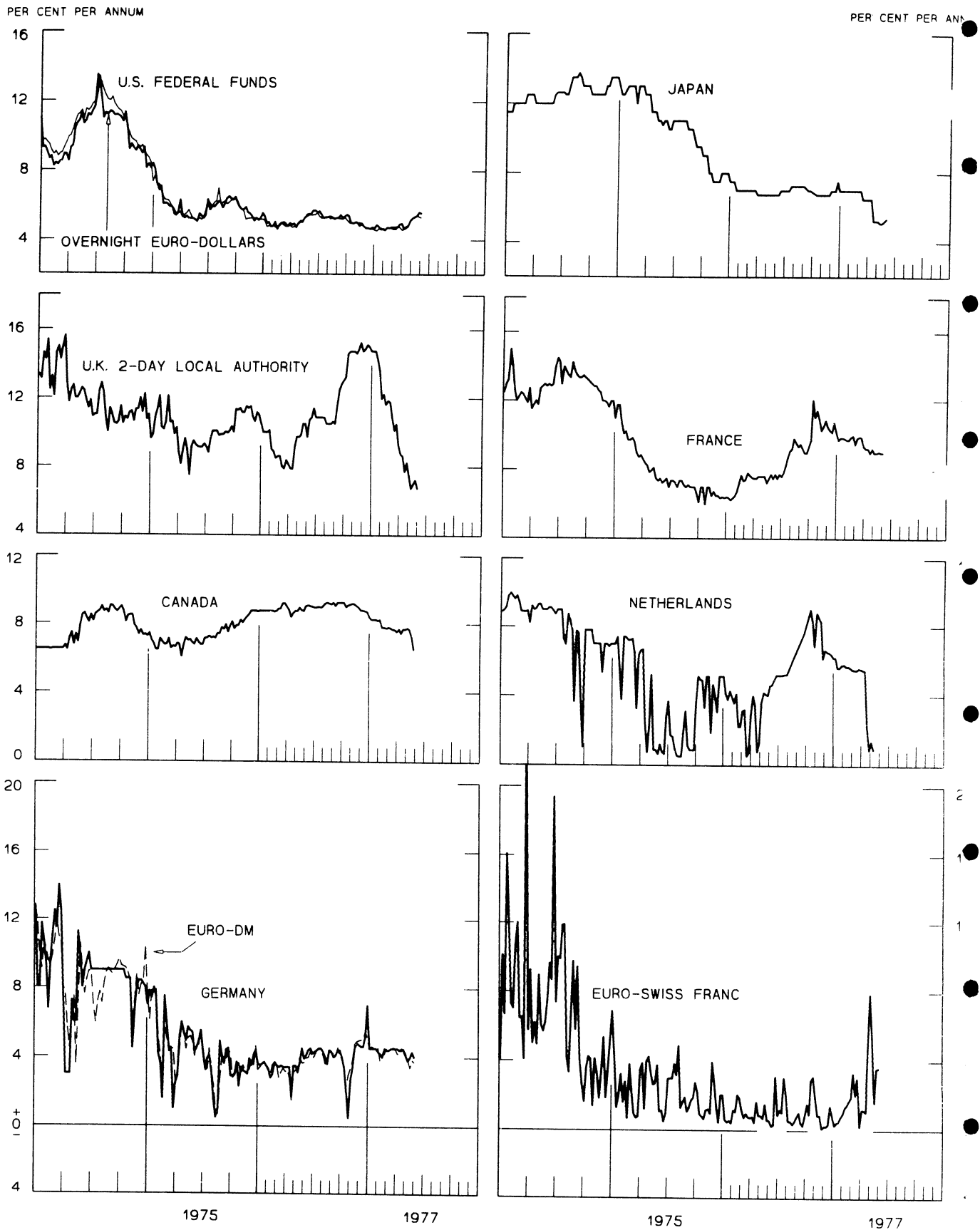


CHART 5
3-MONTH INTEREST RATES
 WEEKLY SERIES

PER CENT PER ANNUM

PER CENT PER ANNUM

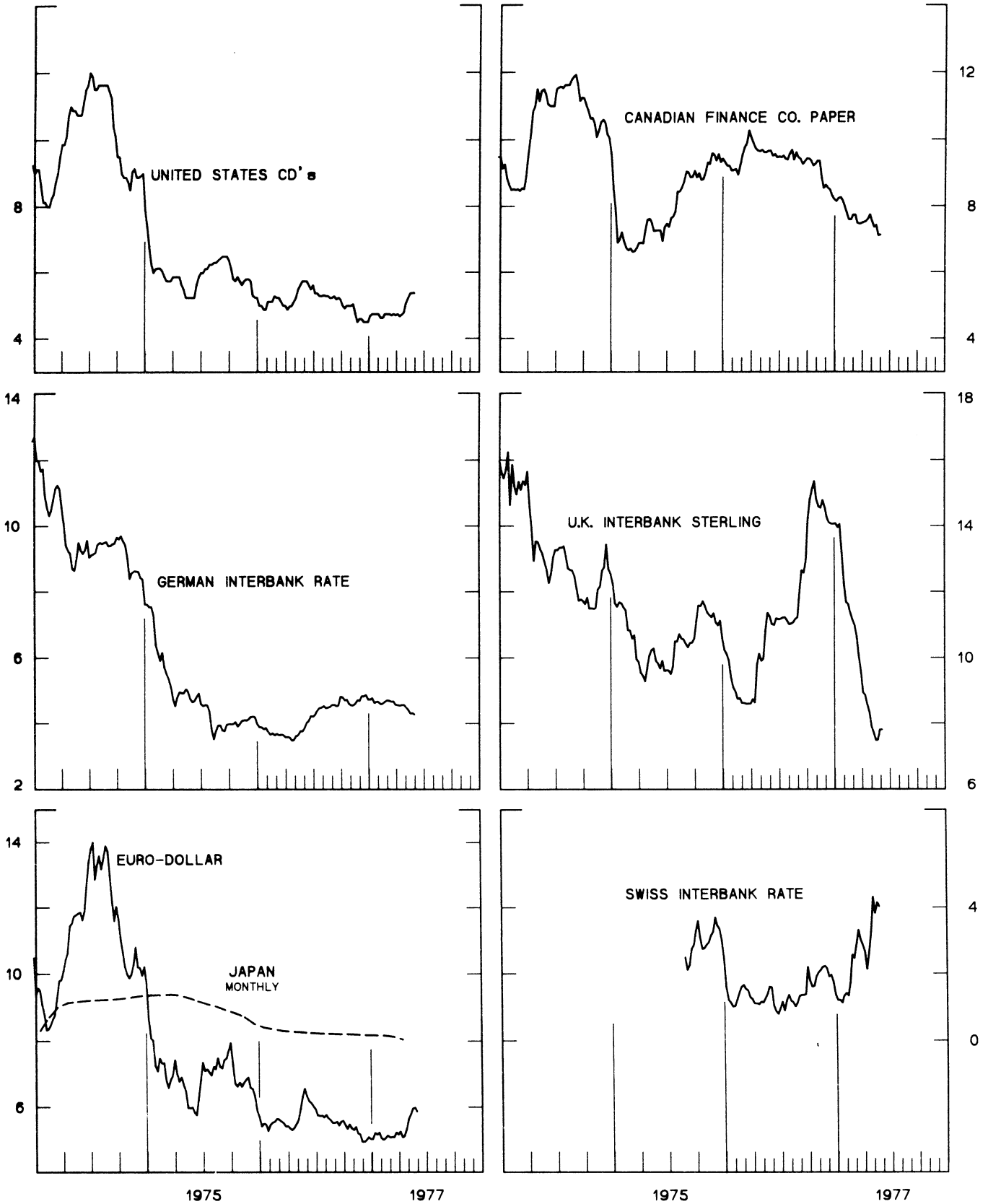


CHART 6
EURO-DOLLAR DEPOSIT RATES LONDON
AVERAGES FOR WEEK ENDING WEDNESDAY

PER CENT PER ANNUM

PER CENT PER ANNUM

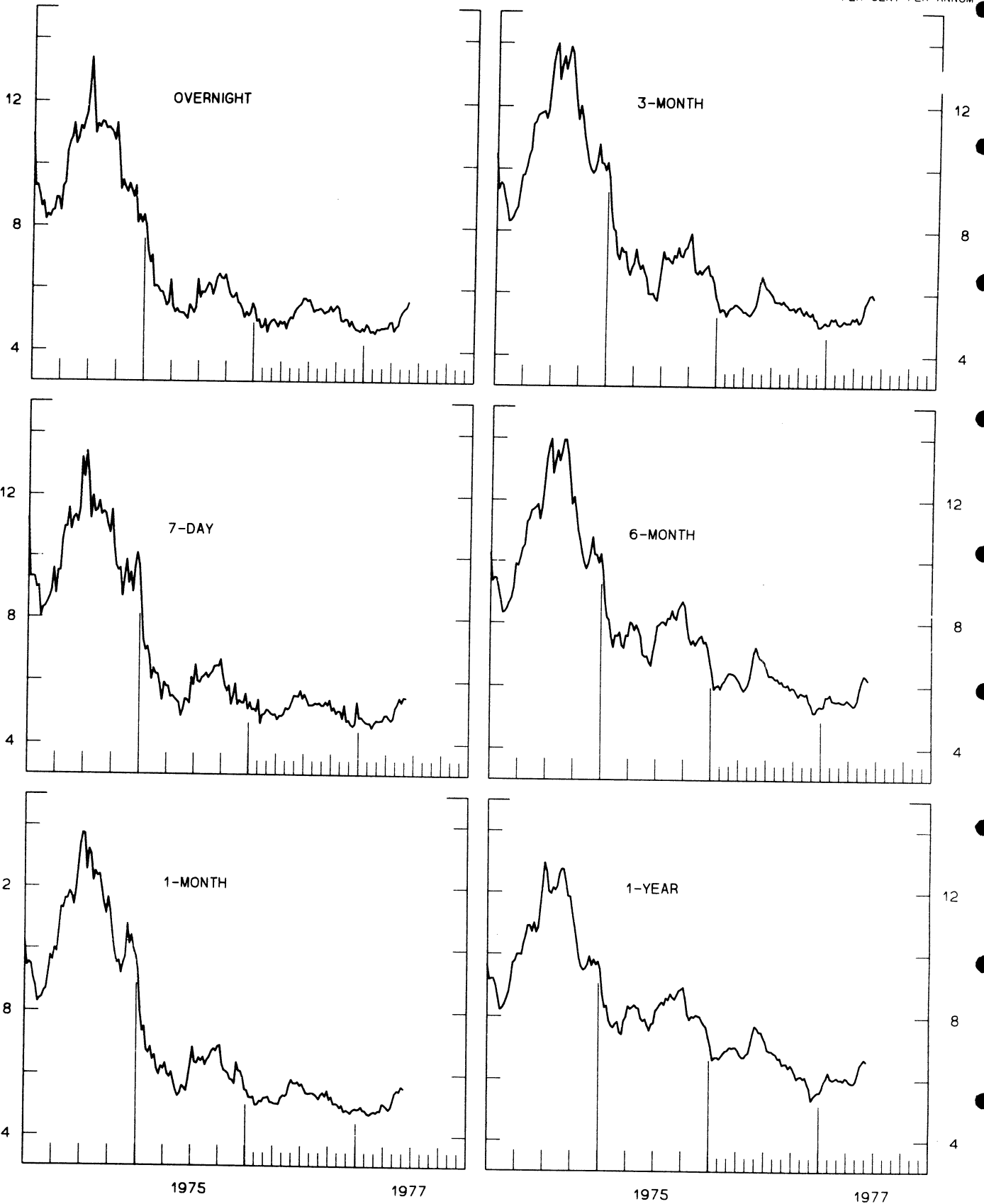
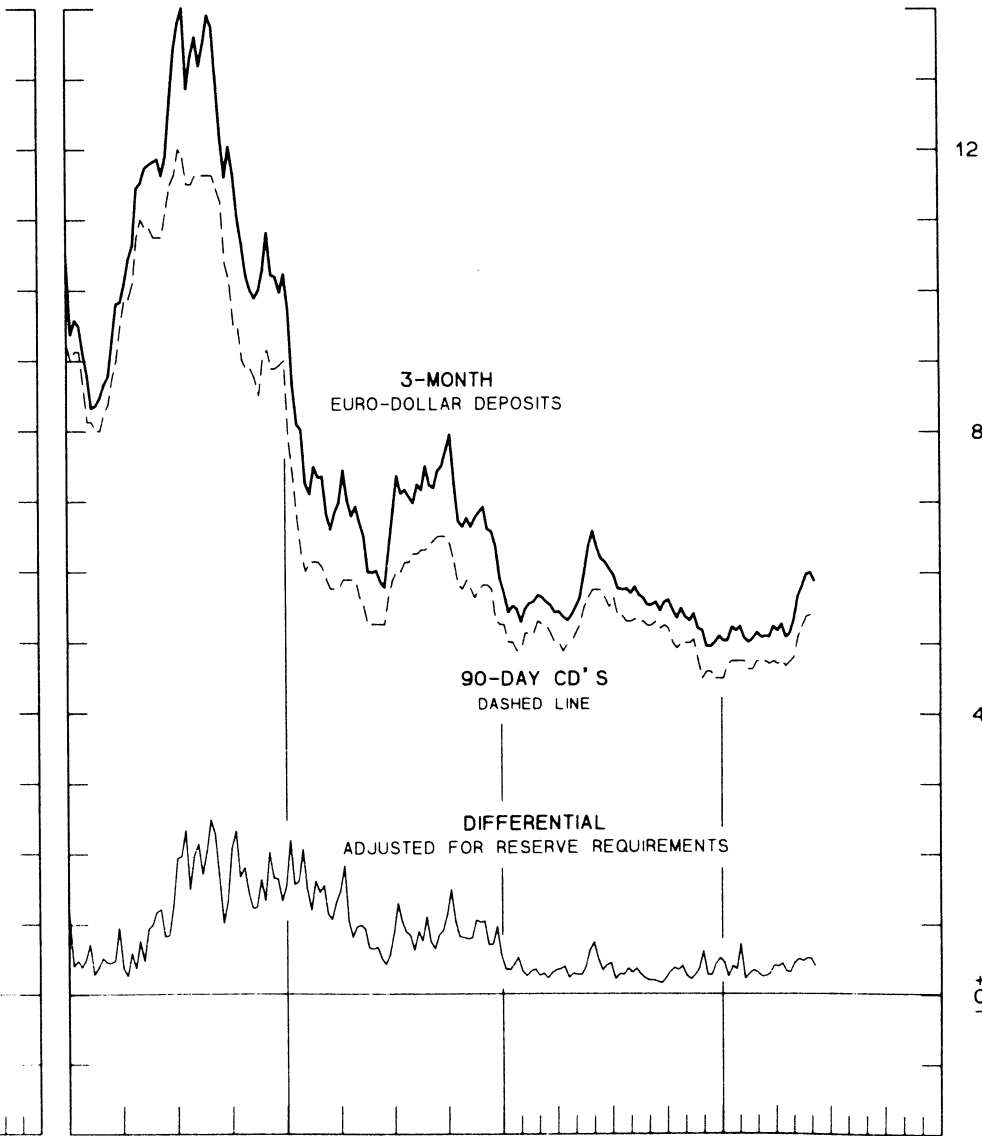
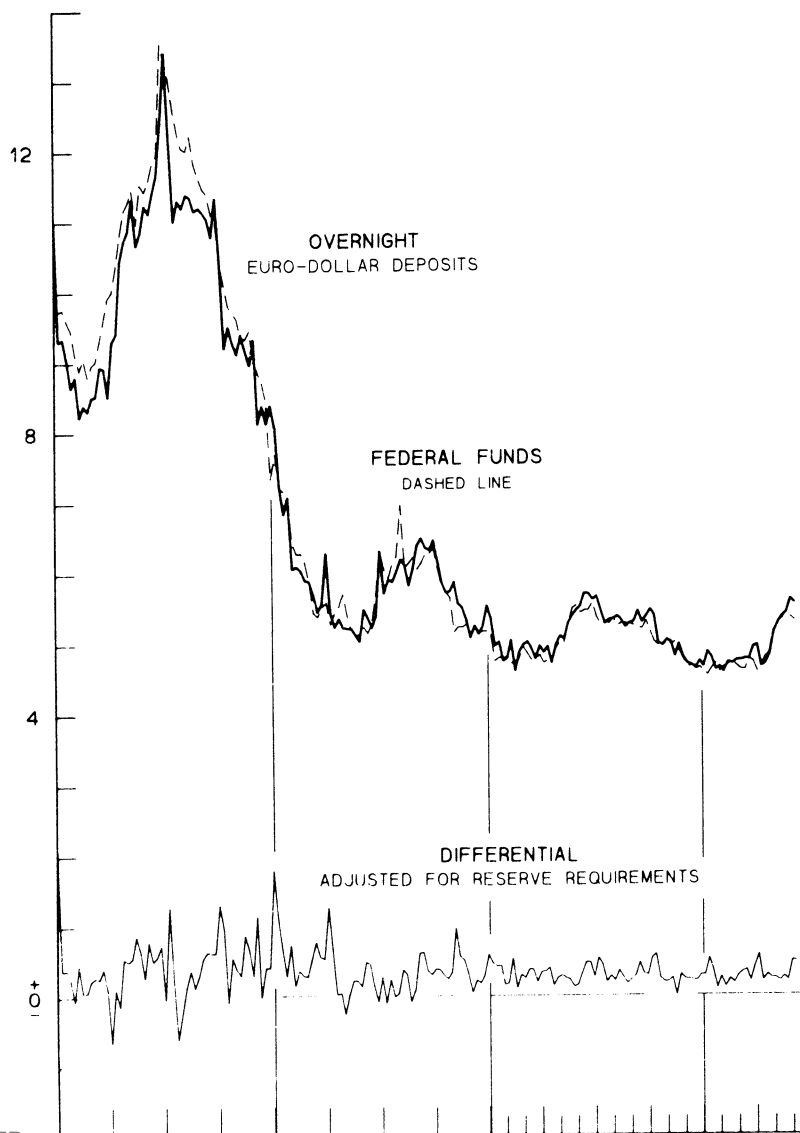


CHART 7
SELECTED EURO-DOLLAR AND U. S. MONEY MARKET RATES
 AVERAGES FOR WEEK ENDING WEDNESDAY

PER CENT PER ANNUM

PER CENT PER ANNUM



INTEREST ARBITRAGE: 3-MONTH FUNDS

DIFFERENTIAL: PLUS(+), INDICATES FAVOR DOLLAR ASSETS
AVERAGES FOR WEEK ENDING WEDNESDAY

PER CENT PER ANNUM

PER CENT PER ANNUM

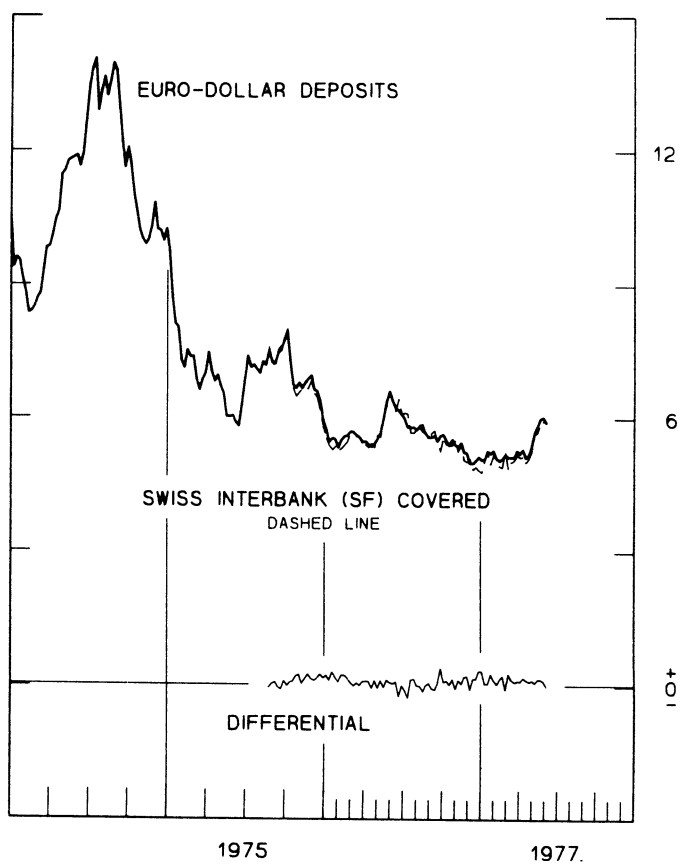
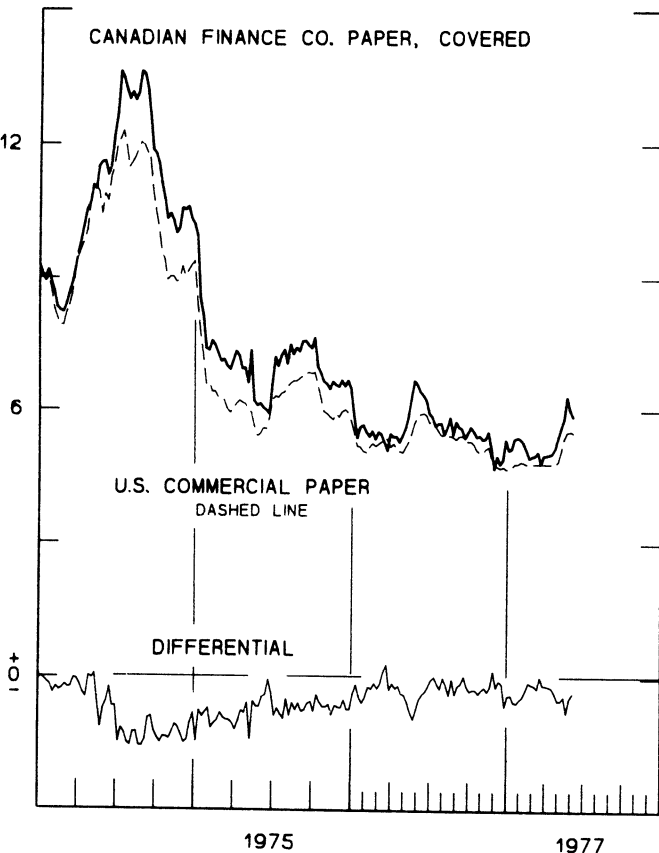
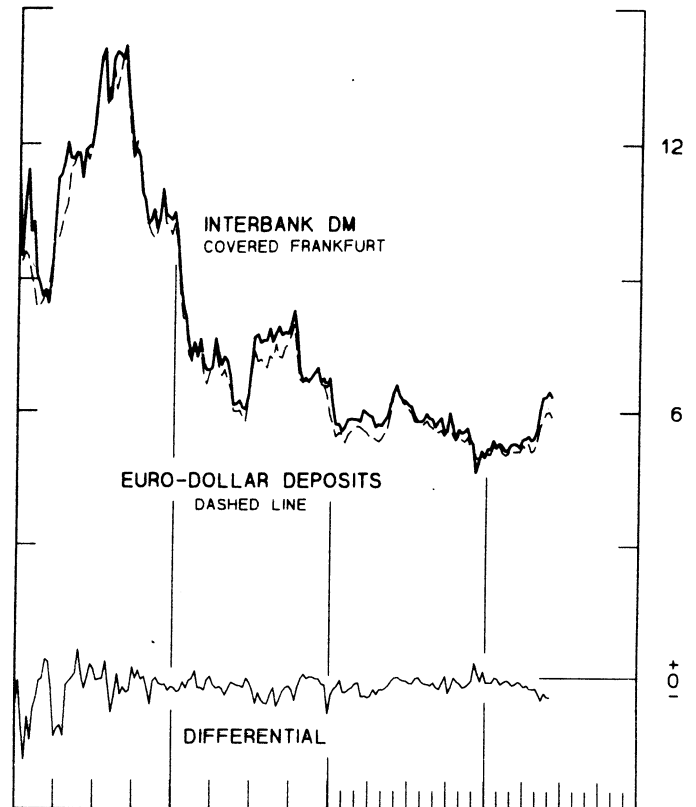
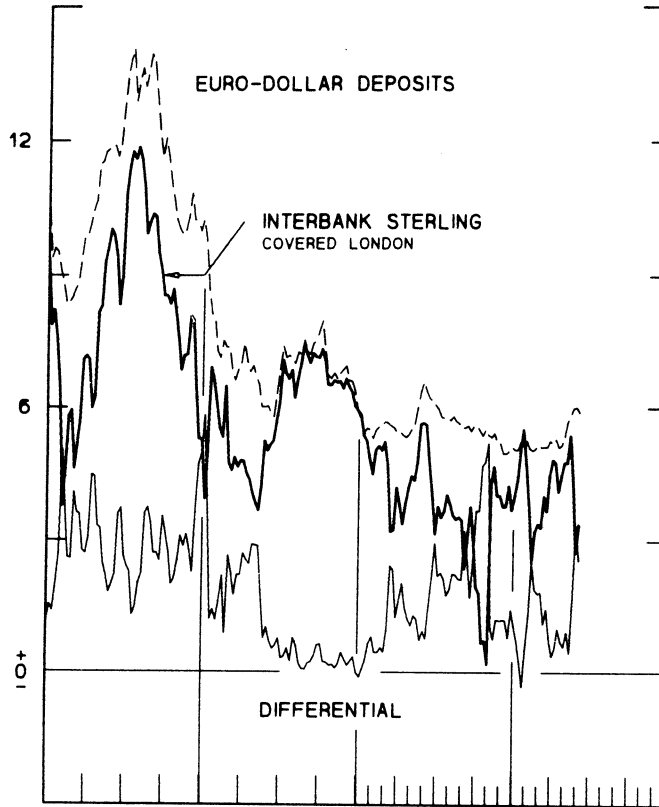


CHART 9
LONG-TERM GOVERNMENT BOND YIELDS
 WEEKLY SERIES

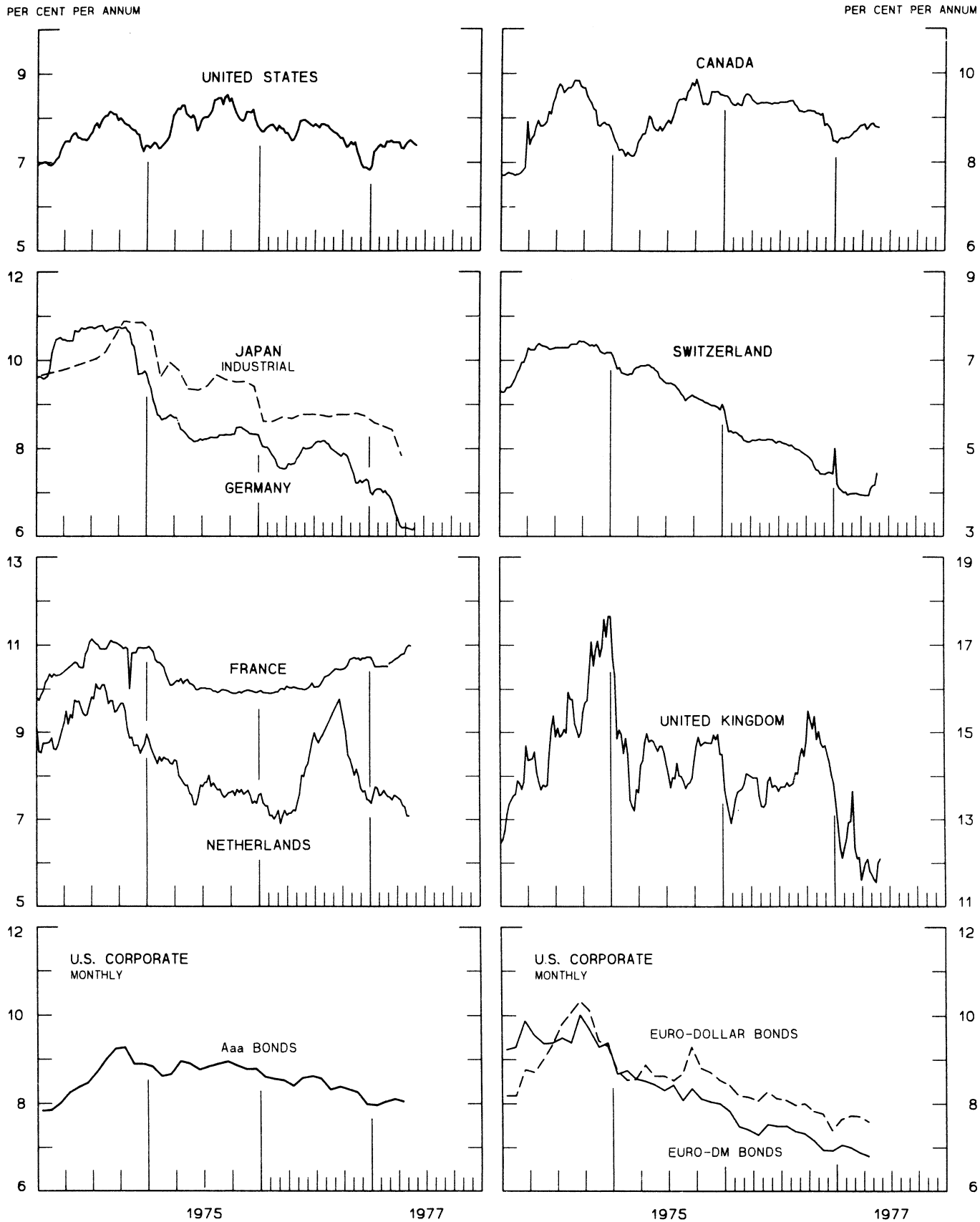
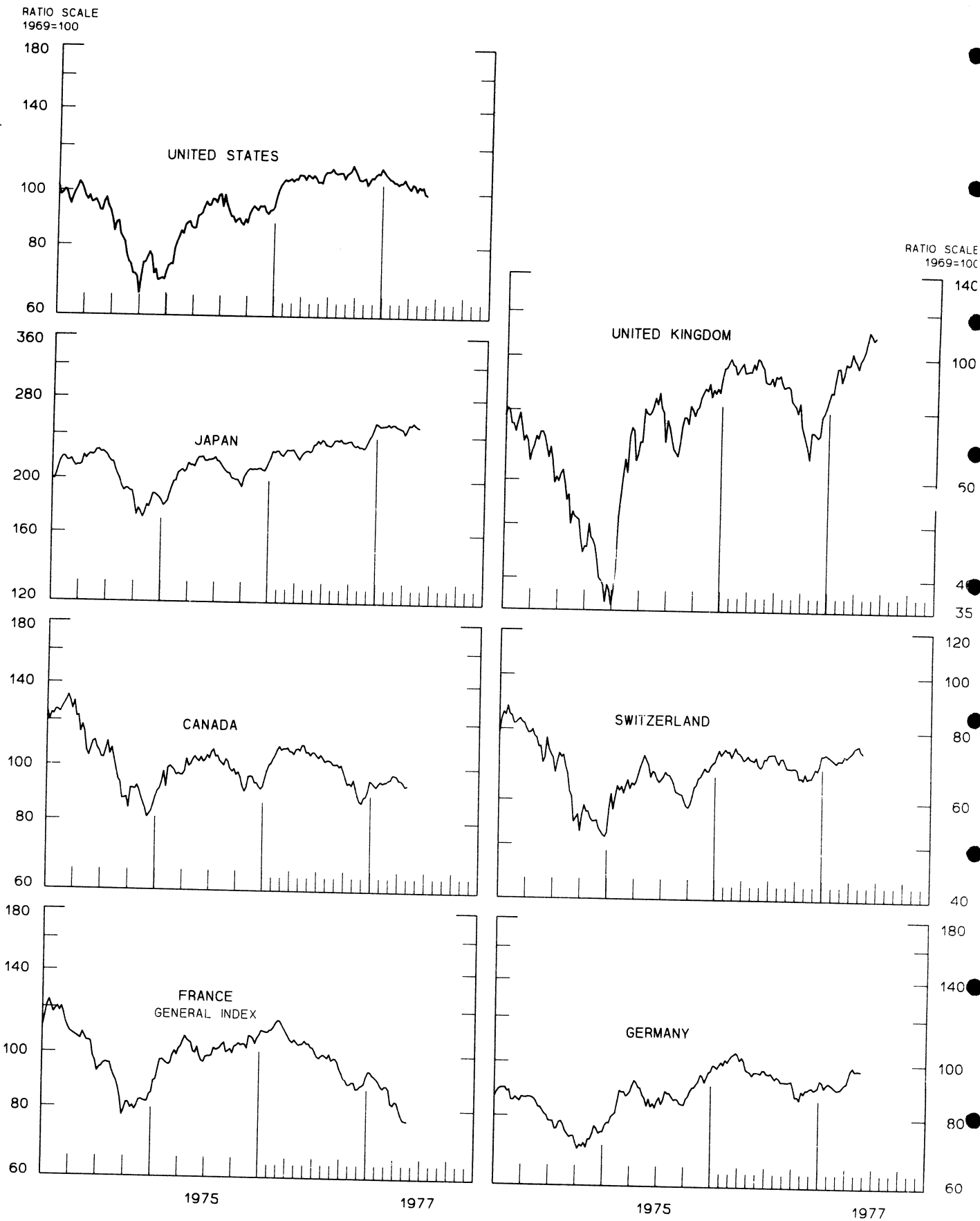


CHART 10
INDUSTRIAL STOCK INDEXES
 WEEKLY SERIES



SERIES NAME

LAST VALUE PLOTTED
DATE VALUE

CHART 1. SPOT EXCHANGE RATES

U.S. DOLLAR, WEIGHTED AVERAGE	JUNE 8	89.98
JAPANESE YEN	JUNE 8	130.63
GERMAN MARK	JUNE 8	155.16
DUTCH GUILDER	JUNE 8	146.71
U.K. POUND	JUNE 8	71.58
CANADIAN DOLLAR	JUNE 8	102.48
FRENCH FRANC	JUNE 8	112.31
SWISS FRANC	JUNE 8	175.57
BELGIAN FRANC	JUNE 8	138.61
ITALIAN LIRA	JUNE 8	71.36

CHART 2. 3-MONTH FORWARD EXCHANGE RATES

CANADIAN DOLLAR	JUNE 8	-1.32
U.K. POUND	JUNE 8	-4.48
GERMAN MARK	JUNE 8	2.05
FRENCH FRANC	JUNE 8	-4.50
SWISS FRANC	JUNE 8	1.88
DUTCH GUILDER	JUNE 8	2.81
JAPANESE YEN	JUNE 8	0.02

CHART 3. GOLD PRICE IN LONDON

U.S. DOLLAR PER FINE OUNCE	JUNE 8	141.90
----------------------------	--------	--------

CHART 4. CALL MONEY RATES

U.S. FEDERAL FUNDS	JUNE 8	5.31
OVERNIGHT EURO-DOLLAR DEPOSITS	JUNE 8	5.56
U.K. 2-DAY LOCAL AUTHORITY DEPOSITS	JUNE 3	6.75
CANADA	MAY 27	6.50
GERMANY	JUNE 3	4.00
EURO-DM	JUNE 3	3.71
JAPAN	JUNE 3	5.38
FRANCE	JUNE 3	9.00
NETHERLANDS	MAY 13	0.93
EURO-SWISS FRANC	JUNE 3	3.63

CHART 5. 3-MONTH INTEREST RATES

U.S. CD'S (60-89 DAYS)	JUNE 8	5.38
GERMAN INTERBANK LOAN	JUNE 8	4.28
JAPANESE COMPOSITE LOAN	APRIL	8.04
EURO-DOLLAR DEPOSIT	JUNE 8	5.88
CANADIAN FINANCE COMPANY PAPER	JUNE 8	7.15
INTERBANK STERLING	JUNE 8	7.83
SWISS INTERBANK LOAN	JUNE 8	4.02

SERIES NAME

LAST VALUE PLOTTI
DATE VALUE

CHART 6. EURO-DOLLAR DEPOSIT RATES: LONDON

SERIES NAME	DATE	VALUE
OVERNIGHT	JUNE 8	5.56
7-DAY	JUNE 8	5.48
1-MONTH	JUNE 8	5.51
3-MONTH	JUNE 8	5.86
6-MONTH	JUNE 8	6.21
1-YEAR	JUNE 8	6.60

CHART 7. SELECTED EURO-DOLLAR AND U.S. MONEY MARKET RATES

SERIES NAME	DATE	VALUE
OVERNIGHT EURO-DOLLAR DEPOSITS	JUNE 8	5.56
U.S. FEDERAL FUNDS	JUNE 8	5.31
DIFFERENTIAL ADJ. FOR RESERVE REQUIREMENTS	JUNE 8	0.48
3-MONTH EURO-DOLLAR DEPOSIT RATE	JUNE 8	5.88
U.S. CD'S (60-89 DAYS)	JUNE 8	5.38
DIFFERENTIAL ADJ. FOR RESERVE REQUIREMENTS	JUNE 8	0.40

CHART 8. INTEREST ARBITRAGE, 3-MONTH FUNDS

EURO-DOLLAR DEPOSIT	JUNE 8	5.88
INTERBANK STERLING (LONDON), COVERED	JUNE 8	3.35
DIFFERENTIAL	JUNE 8	2.52
U.S. COMMERCIAL PAPER	JUNE 8	5.46
CANADIAN FINANCE CO. PAPER, COVERED	JUNE 8	5.83
DIFFERENTIAL	JUNE 8	-0.37
EURO-DOLLAR DEPOSIT	JUNE 8	5.88
INTERBANK DM (FRANKFURT), COVERED	JUNE 8	6.33
DIFFERENTIAL	JUNE 8	-0.45
EURO-DOLLAR DEPOSIT	JUNE 8	5.88
SWISS INTERBANK, COVERED	JUNE 8	5.90
DIFFERENTIAL	JUNE 8	-0.03

SERIES NAME	LAST VALUE PLOTTE	
	DATE	VALUE
CHART 9. LONG TERM GOVERNMENT BOND YIELDS		
UNITED STATES	JUNE 3	7.38
GERMANY	JUNE 3	6.19
JAPAN (MONTHLY)	APRIL	7.84
SWITZERLAND	MAY 27	4.44
CANADA	MAY 27	8.77
FRANCE	MAY 20	10.97
NETHERLANDS	MAY 13	7.08
UNITED KINGDOM	JUNE 3	12.09

U.S. CORPORATE

AAA BONDS	APRIL	8.04
EURO-DM BONDS	APRIL	6.79
EURO-DOLLAR BONDS	APRIL	7.58

CHART 10. INDUSTRIAL STOCK INDEXES

UNITED STATES	JUNE 3	99.48
JAPAN	MAY 27	249.25
CANADA	MAY 6	93.17
FRANCE	MAY 20	76.34
UNITED KINGDOM	JUNE 3	109.05
SWITZERLAND	MAY 20	73.32
GERMANY	MAY 27	97.29



FEDERAL RESERVE statistical release

H.10

FOREIGN EXCHANGE RATES

JUNE 14, 1977

FOR THE WEEK ENDING JUNE 10, 1977

The Board of Governors of the Federal Reserve System is advised that the Federal Reserve Bank of New York has certified for customs purposes the following noon buying rate in New York City for cable transfers payable in foreign currencies:

COUNTRY	MONETARY UNIT	(RATE U.S. CENTS)				
		JUNE 6	JUNE 7	JUNE 8	JUNE 9	JUNE 10
AUSTRALIA	DOLLAR	110.4600	110.5200	110.6000	110.6700	110.7500
AUSTRIA	SCHILLING	5.95000	5.94000	5.94000	5.94000	5.95000
BELGIUM	FRANC	2.77150	2.76930	2.77200	2.77300	2.77250
CANADA	DOLLAR	94.8800	94.6700	94.8600	94.9300	94.6900
DENMARK	KRONE	16.6000	16.5700	16.5800	16.5500	16.5200
FINLAND	MARKKA	24.5500	24.5200	24.5300	24.5200	24.5000
FRANCE	FRANC	20.2150	20.2100	20.2250	20.2200	20.2150
GERMANY	D. MARK	42.3600	42.3400	42.3900	42.4100	42.4000
INDIA	RUPEE	11.3000	11.3000	11.3000	11.3000	11.3000
IRELAND	POUND	171.8200	171.8500	171.8400	171.8200	171.8600
ITALY	LIRA	0.11290	0.11290	0.11295	0.11294	0.11292
JAPAN	YEN	0.36340	0.36290	0.36440	0.36530	0.36540
MALAYSIA	DOLLAR	40.2700	40.3000	40.2600	40.2700	40.2700
MEXICO	PESO	4.3700	4.3600	4.3600	4.3700	4.3600
NETHERLANDS	GUILDER	40.5300	40.4500	40.4900	40.5000	40.4550
NEW ZEALAND	DOLLAR	96.0500	96.1000	96.1000	96.1500	96.2500
NORWAY	KRONE	19.0400	18.9800	18.9800	18.9900	18.9300
PORTUGAL	ESCUDO	2.5800	2.5800	2.5800	2.5800	2.5800
SOUTH AFRICA	RAND	115.0000	114.8000	114.8000	114.8000	114.7500
SPAIN	PESATA	1.4470	1.4465	1.4447	1.4461	1.4438
SRI LANKA	RUPEE	13.5000	13.5000	13.5000	13.5000	13.7000
SWEDEN	KRONA	22.6650	22.6500	22.6200	22.5800	22.6000
SWITZERLAND	FRANC	40.2400	40.0900	40.1150	40.1600	40.1250
UNITED KINGDOM	POUND	171.8200	171.8500	171.8400	171.8200	171.8600