

LIBRARY COPY

Selected Interest & Exchange Rates

Weekly Series of Charts

JUNE 6, 1977

**Prepared by the
FINANCIAL MARKETS
SECTION**

**DIVISION OF
INTERNATIONAL FINANCE**

**BOARD OF GOVERNORS
FEDERAL RESERVE SYSTEM
Washington, D.C. 20551**

Table of Contents

TABLES

1. LATEST FIGURES PLOTTED
2. DAILY CERTIFIED SPOT
EXCHANGE RATES--
H.10 RELEASE

CHARTS

1. SPOT EXCHANGE RATE INDEXES
2. 3-MONTH FORWARD EXCHANGE RATES
3. GOLD PRICE--LONDON
4. CALL MONEY RATES
5. 3-MONTH INTEREST RATES
6. EURO-DOLLAR DEPOSIT RATES
7. SELECTED EURO-DOLLAR AND
U.S. MONEY MARKET RATES
8. INTEREST ARBITRAGE: 3-MONTH FUNDS
9. LONG-TERM GOVERNMENT BOND YIELDS
10. INDUSTRIAL STOCK INDEXES

SUBSCRIPTION RATES:

Weekly \$15.00 per year or \$.40 each in the United States, its possessions, Canada, and Mexico; 10 or more of the same issue to one address, \$13.50 per year or \$.35 each. Elsewhere, \$20.00 per year or \$.50 each. Address requests to Publications Services, Division of Administrative Services, and make payment remittance payable to the order of the Board of Governors of the Federal Reserve System in a form collectible at par in U.S. Currency.

CHART 1

SPOT EXCHANGE RATES

DOLLAR PRICES OF FOREIGN CURRENCIES AND WEIGHTED AVERAGE VALUES (DASHED LINE)
AVERAGES FOR WEEK ENDING WEDNESDAY

RATIO SCALE
MAY 1970 PARITY=100

RATIO SCALE
MAY 1970 PARITY=100

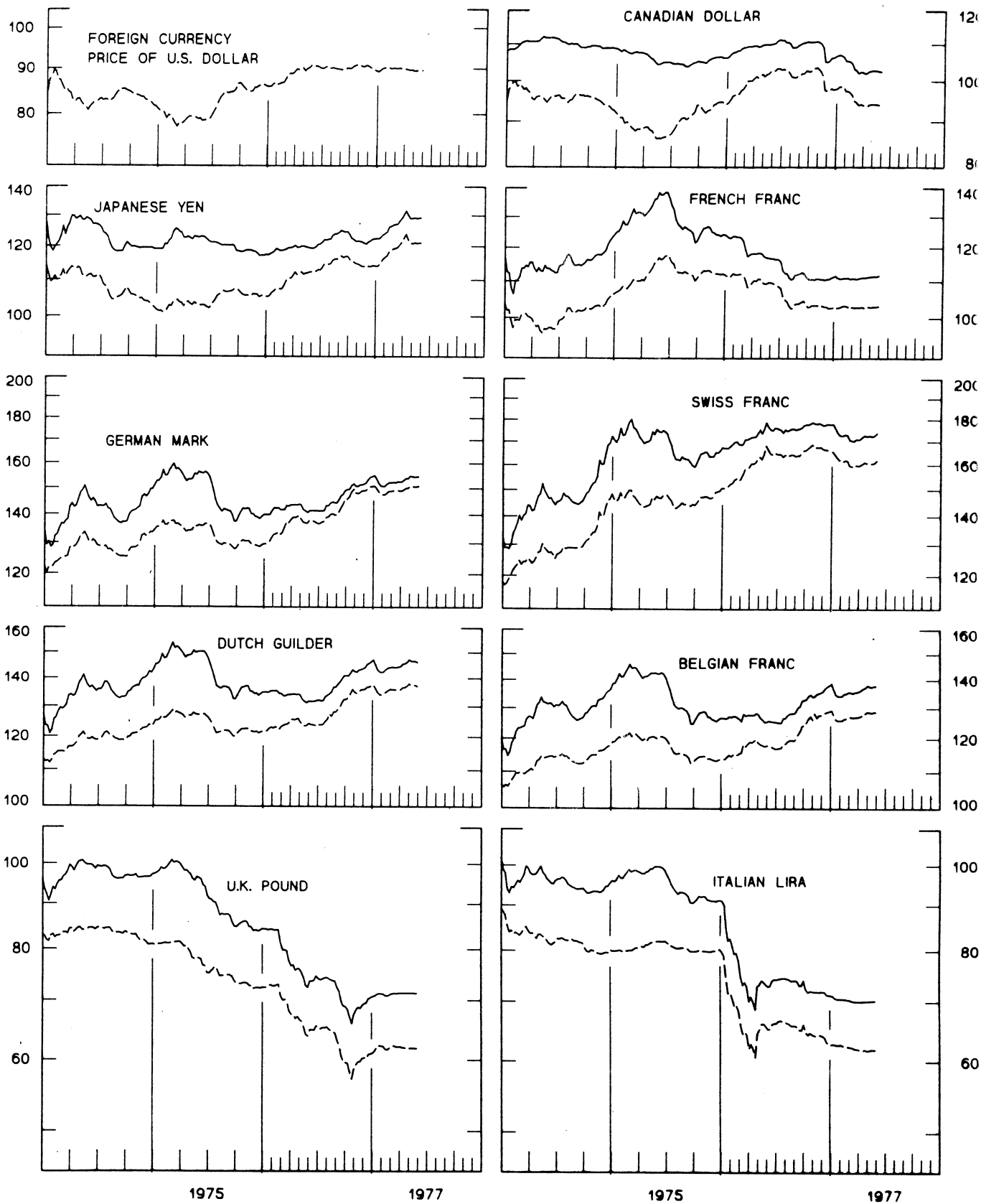


CHART 2
3-MONTH FORWARD EXCHANGE RATES
 PREMIUM (+) OR (-)
 AVERAGES FOR WEEK ENDING WEDNESDAY

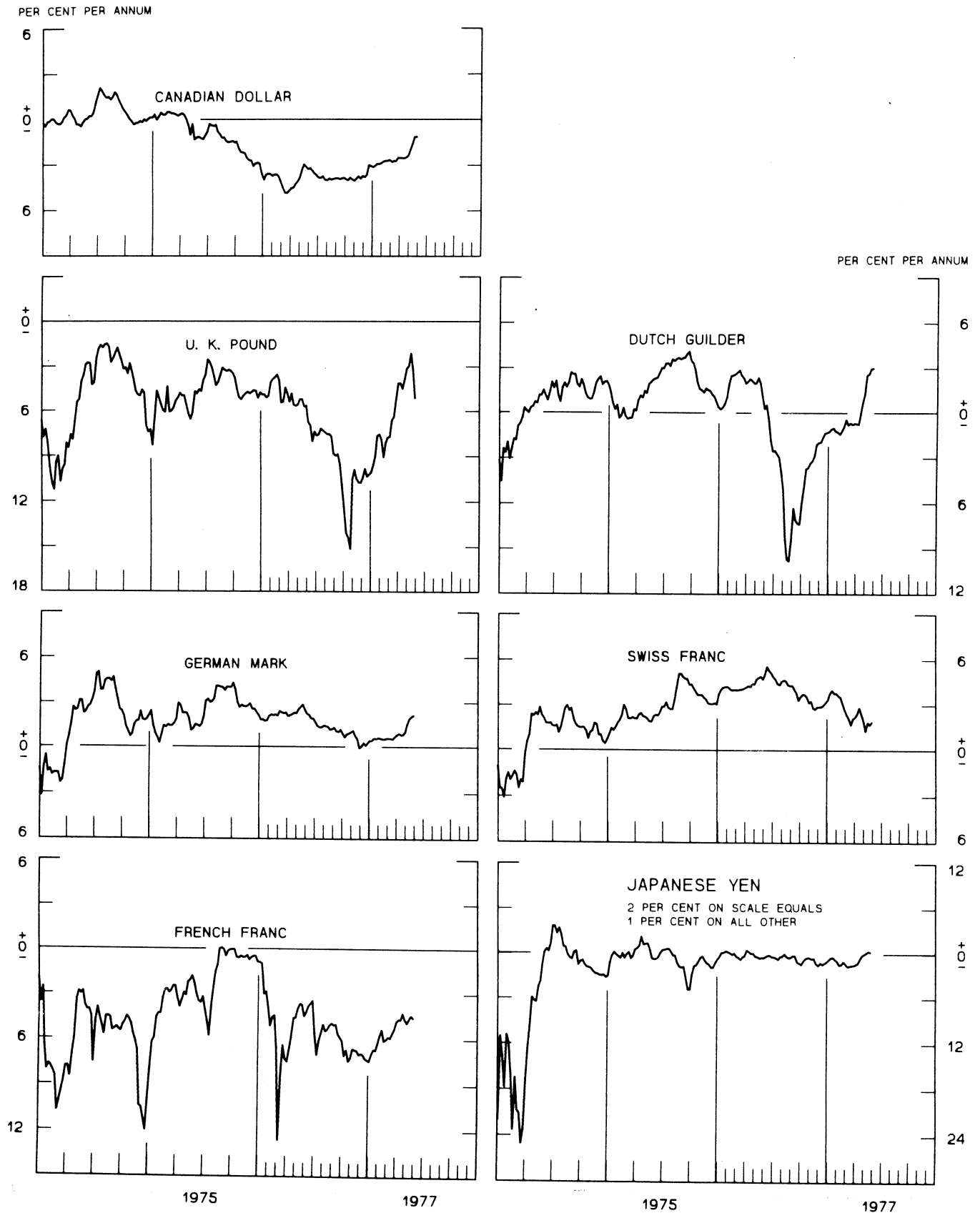


CHART 3
PRICE OF GOLD IN LONDON
AVERAGES FOR WEEK ENDING WEDNESDAY

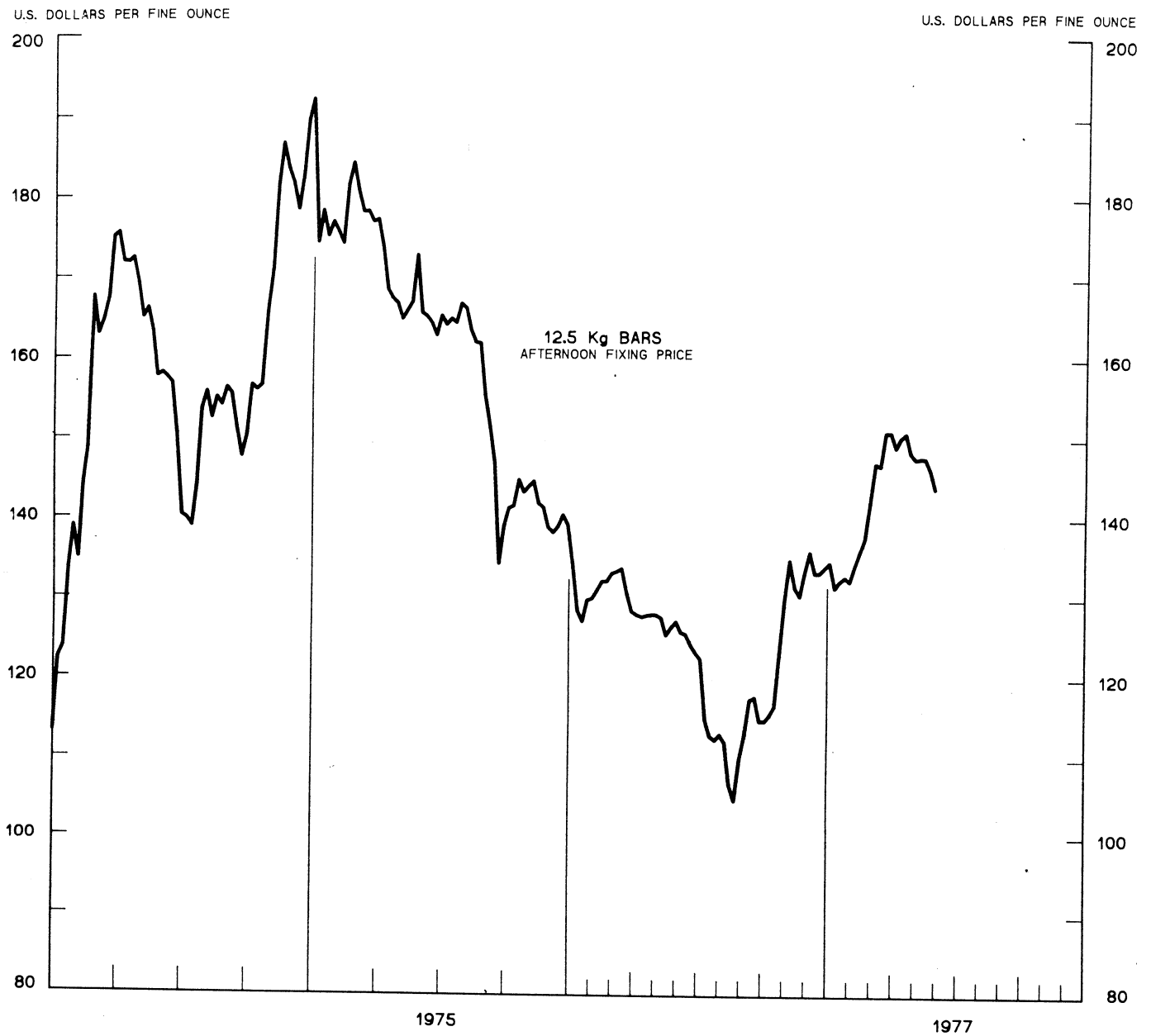
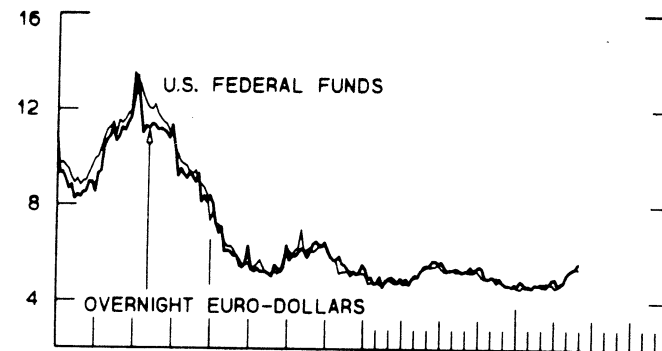
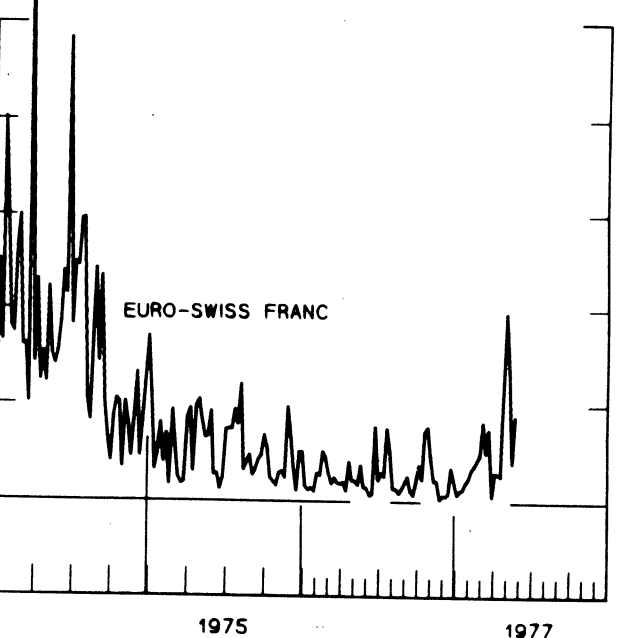
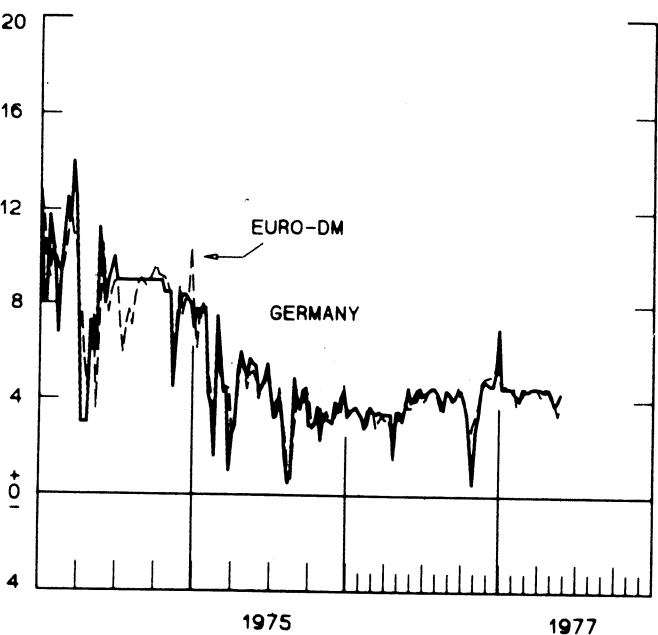
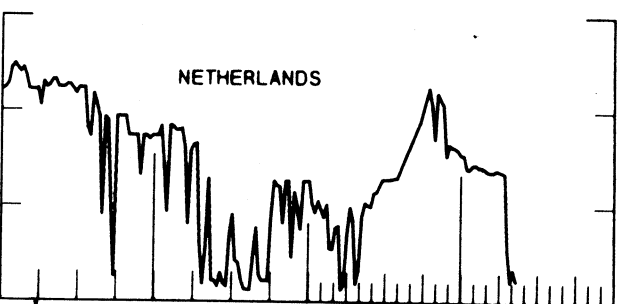
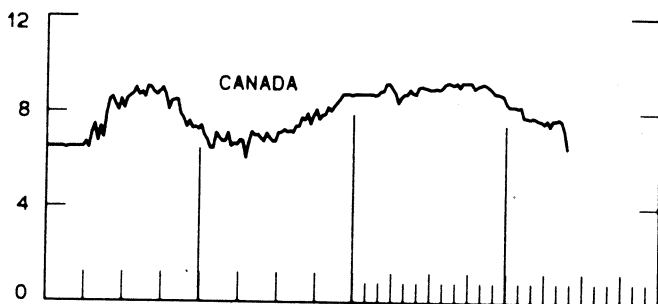
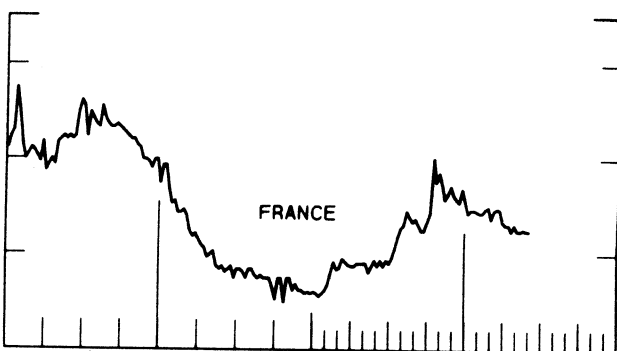
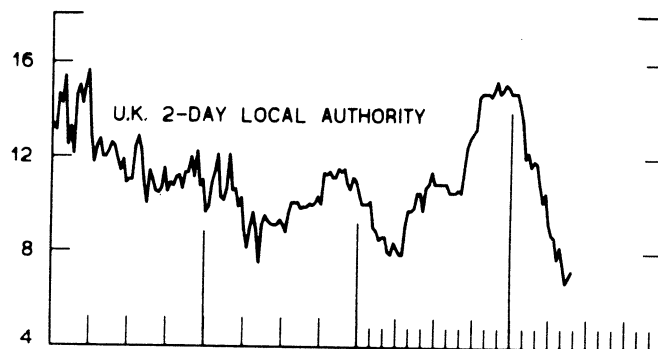
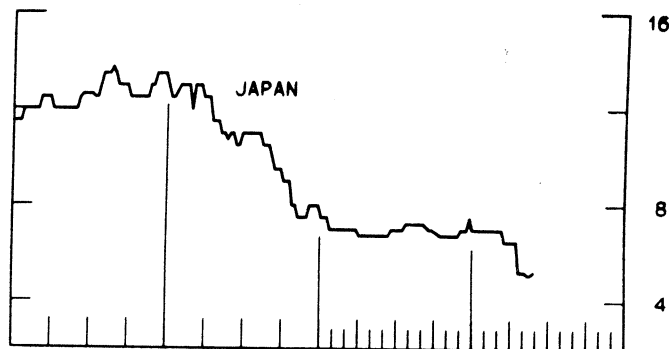


CHART 4
CALL MONEY RATES
WEEKLY SERIES

PER CENT PER ANNUM



PER CENT PER ANNUM



1975

1977

1975

1977

CHART 5
3-MONTH INTEREST RATES
 WEEKLY SERIES

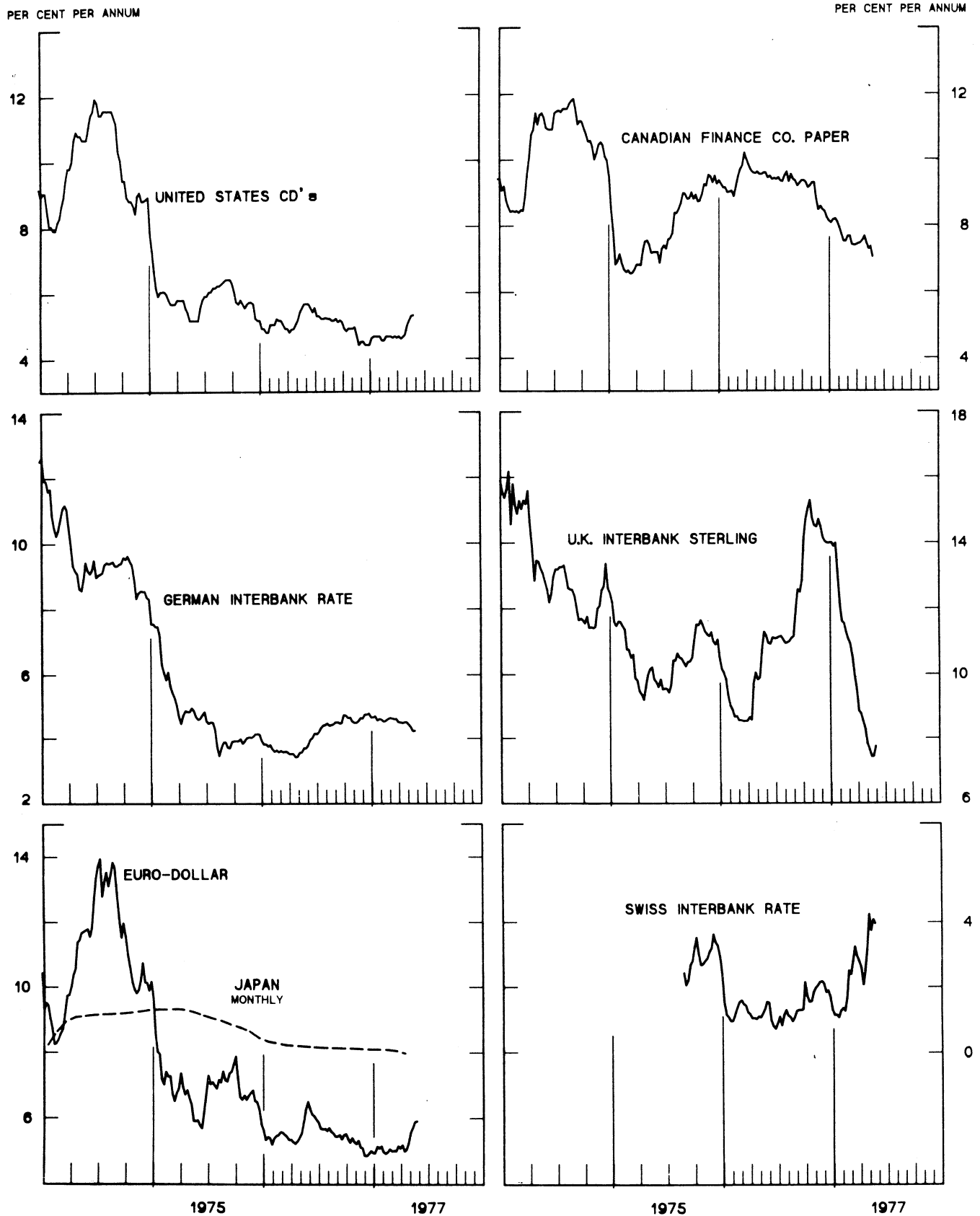


CHART 6
EURO-DOLLAR DEPOSIT RATES LONDON
 AVERAGES FOR WEEK ENDING WEDNESDAY

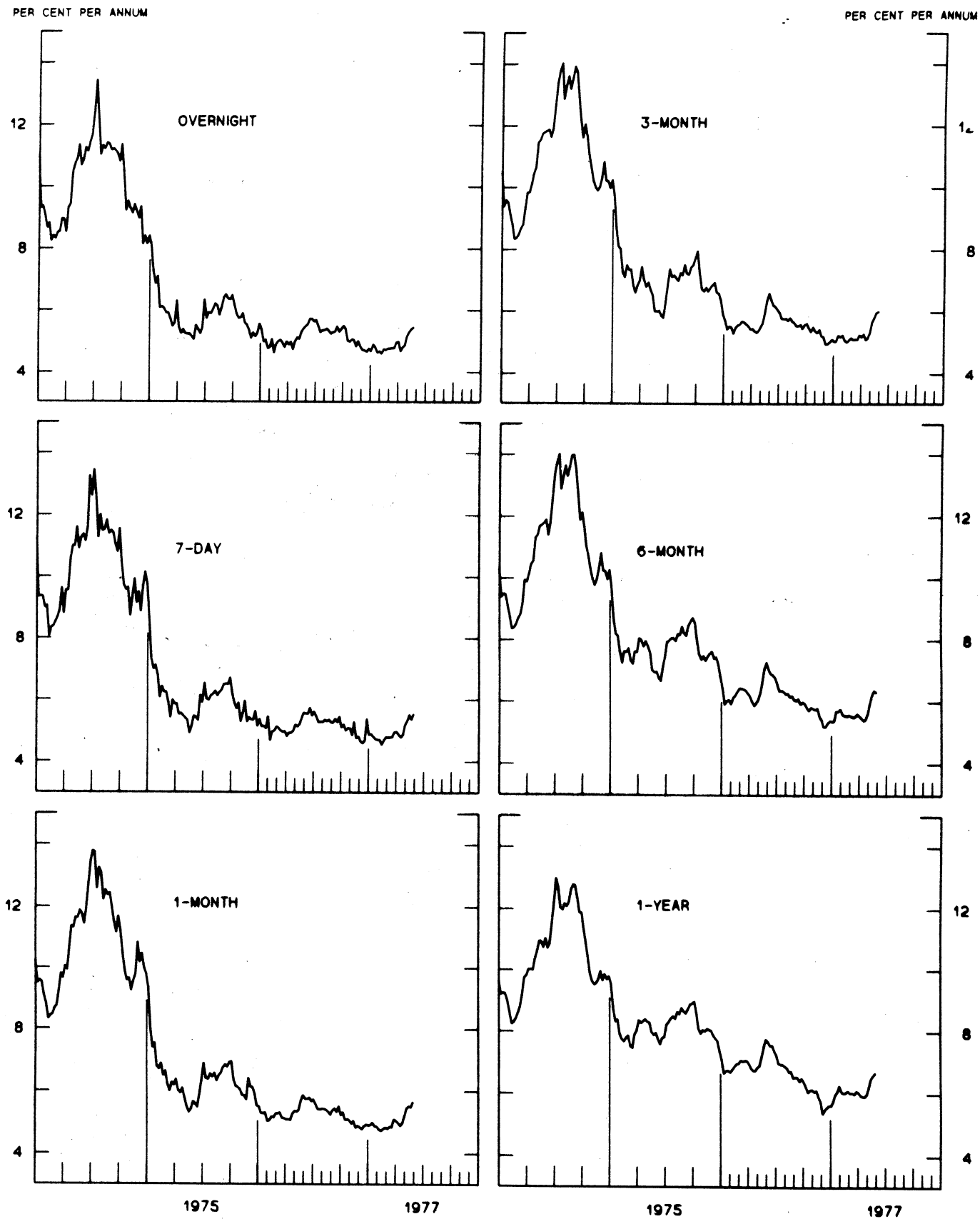


CHART 7
SELECTED EURO-DOLLAR AND U. S. MONEY MARKET RATES
 AVERAGES FOR WEEK ENDING WEDNESDAY

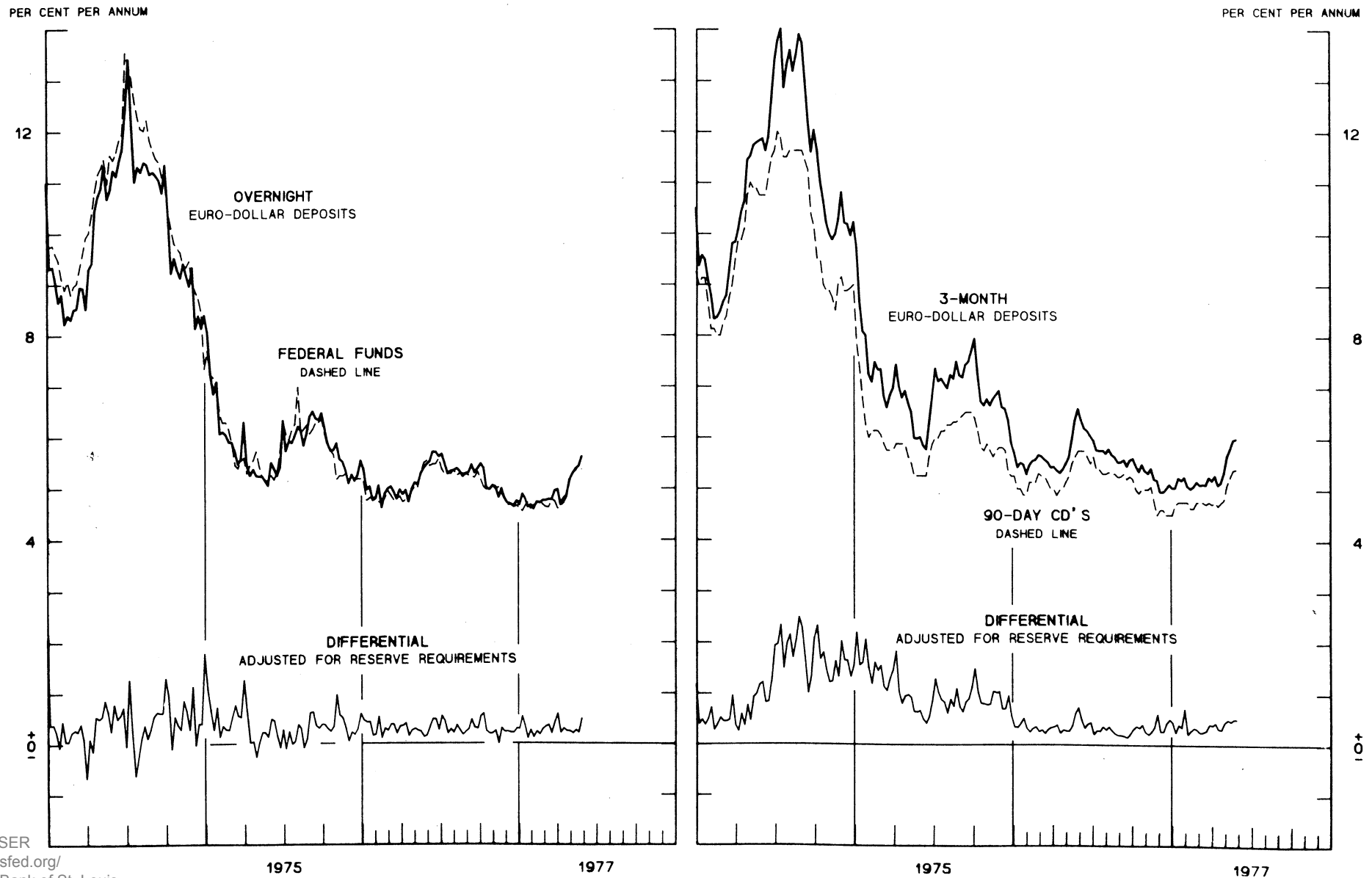


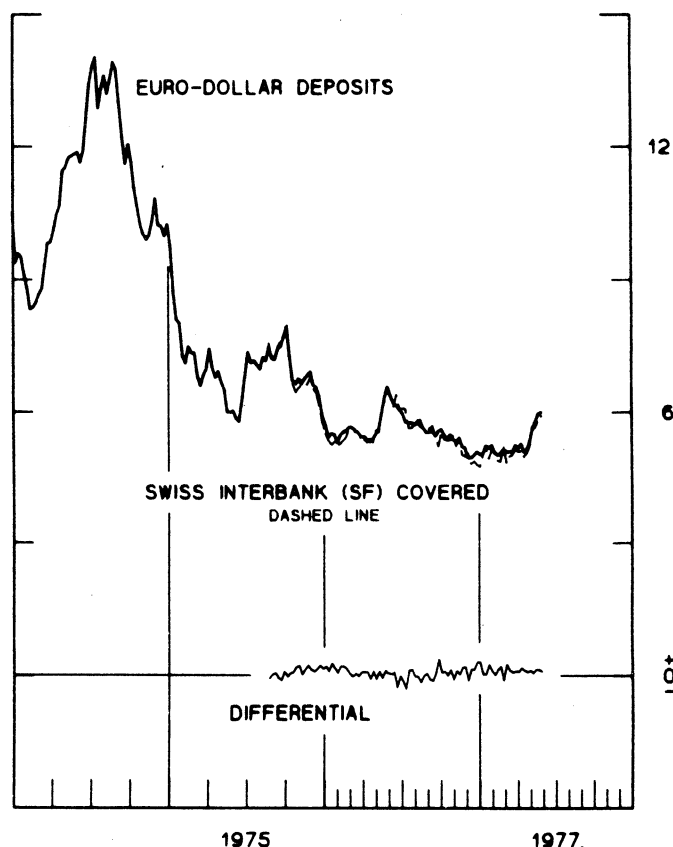
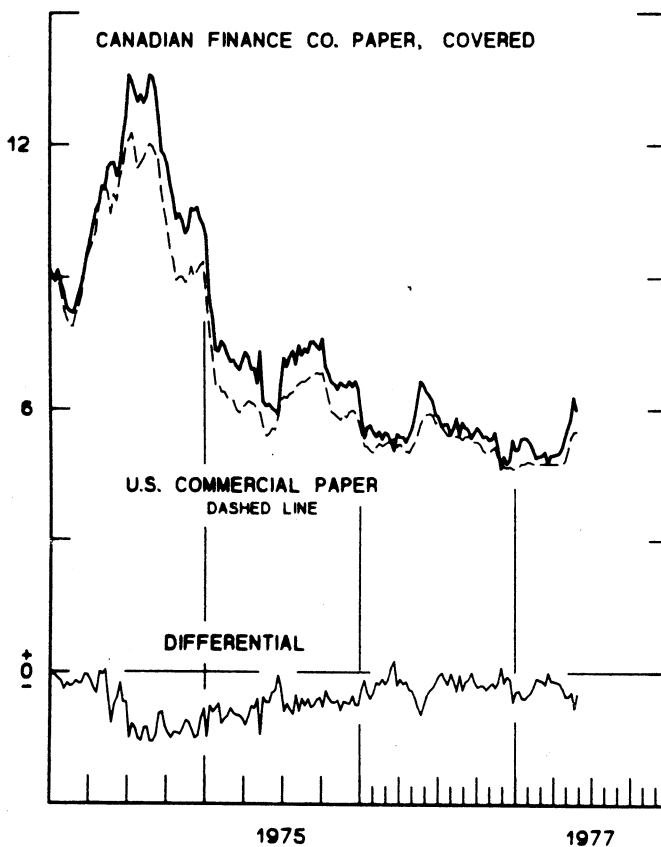
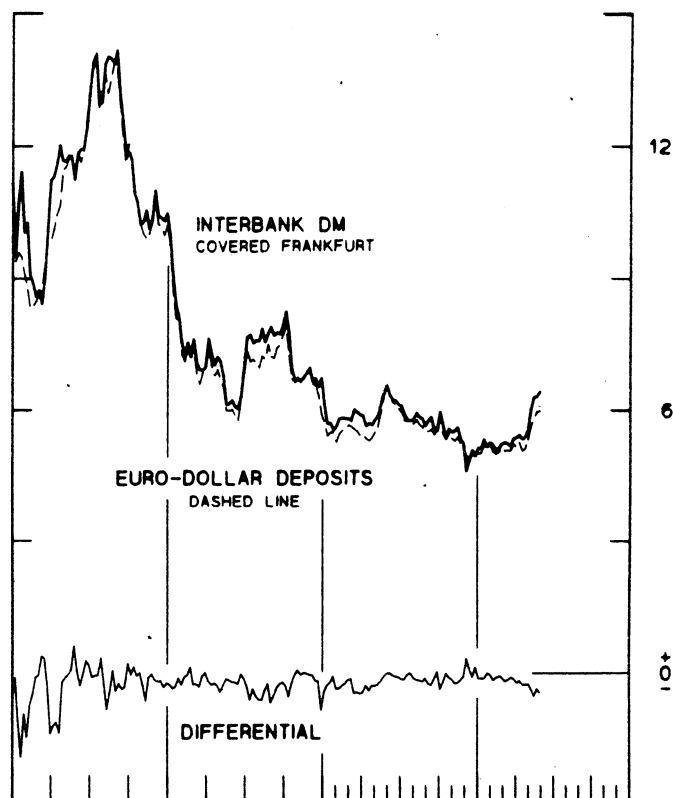
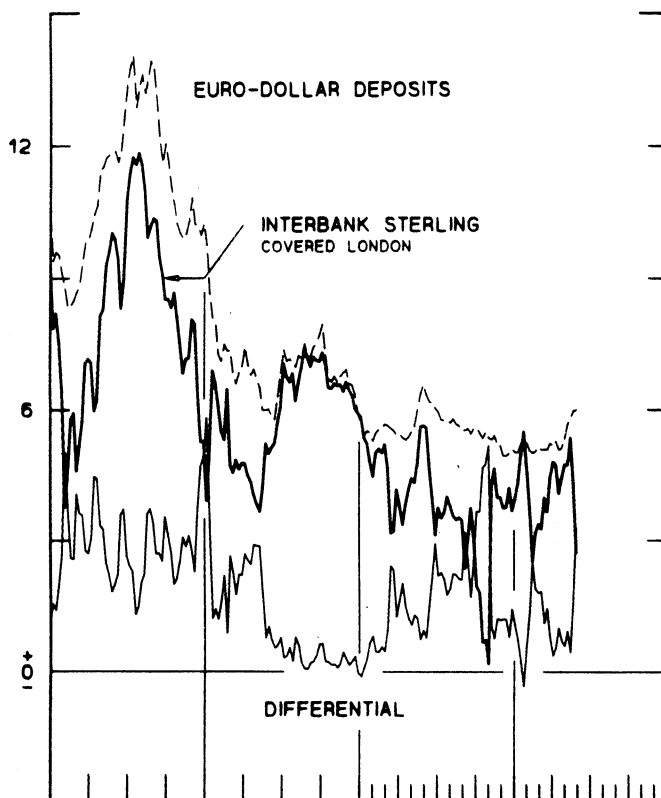
CHART 8

INTEREST ARBITRAGE: 3-MONTH FUNDS

DIFFERENTIAL: PLUS(+), INDICATES FAVOR DOLLAR ASSETS
AVERAGES FOR WEEK ENDING WEDNESDAY

PER CENT PER ANNUM

PER CENT PER ANNUM



1975

1977

1975

1977

CHART 9
LONG-TERM GOVERNMENT BOND YIELDS
 WEEKLY SERIES

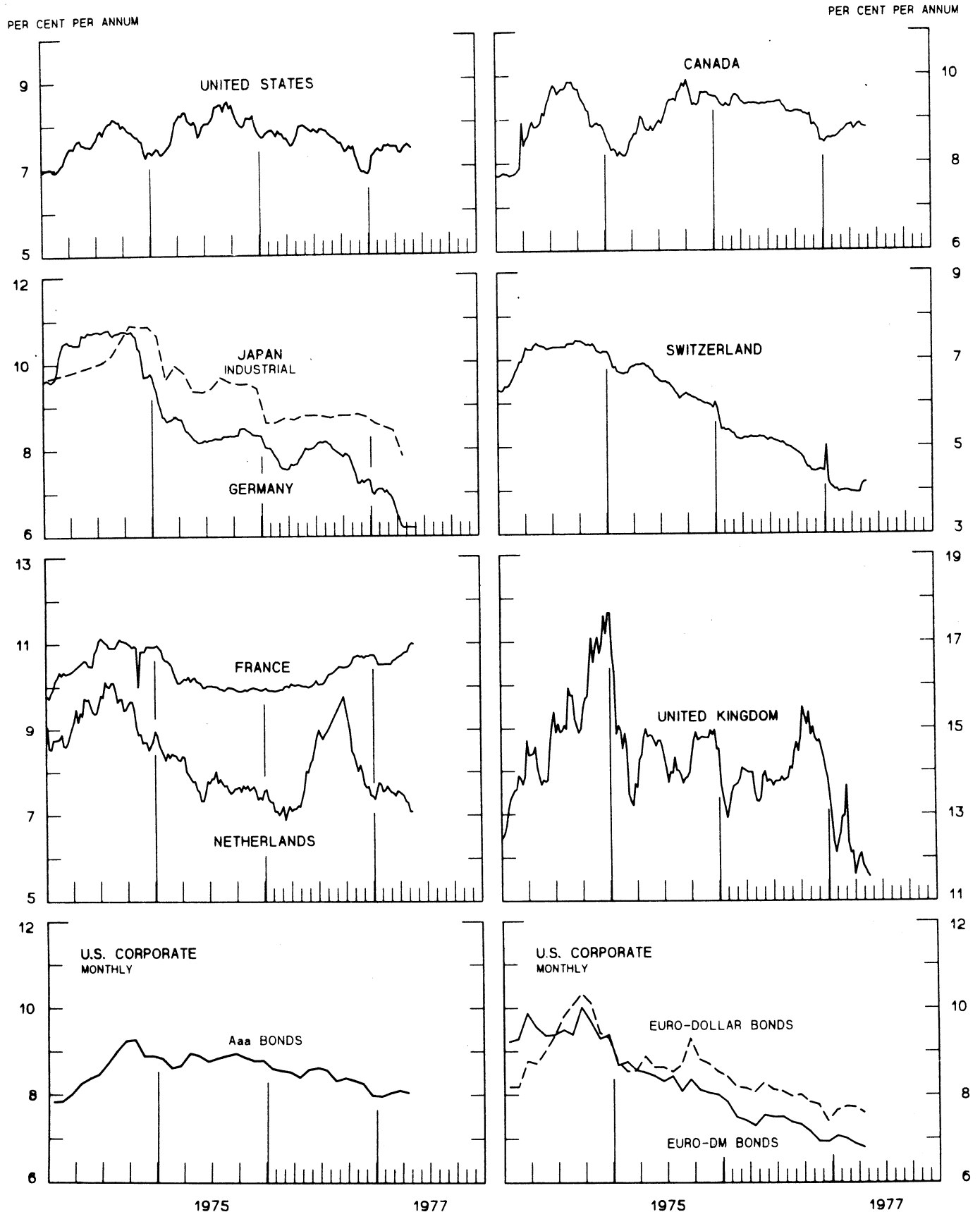
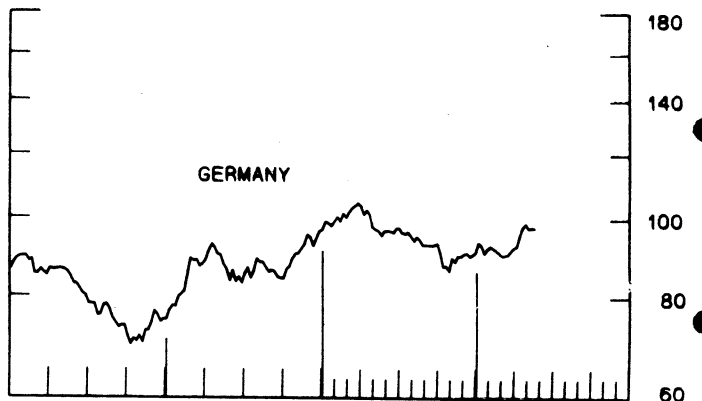
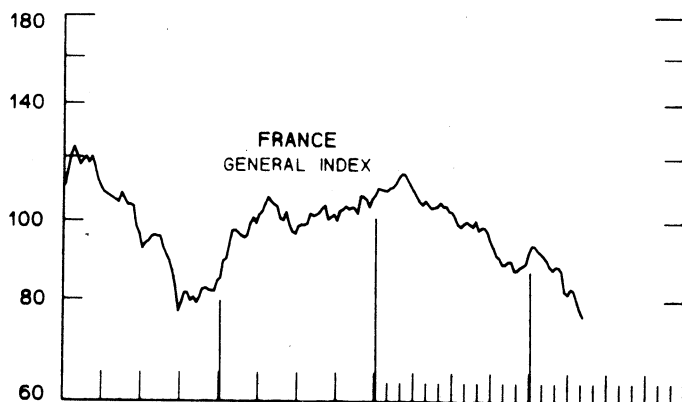
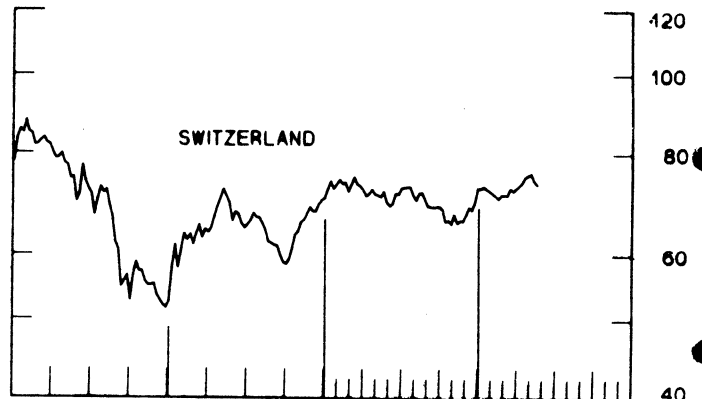
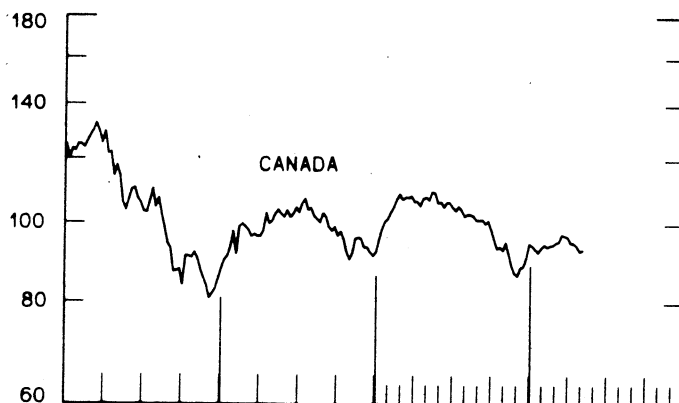
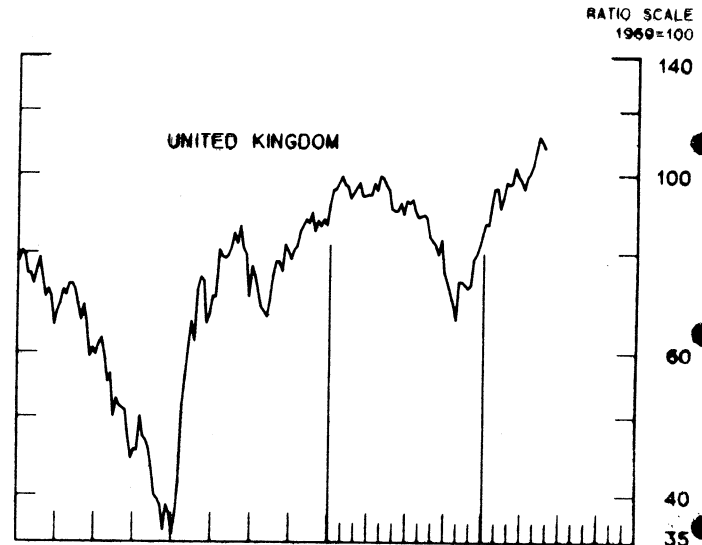
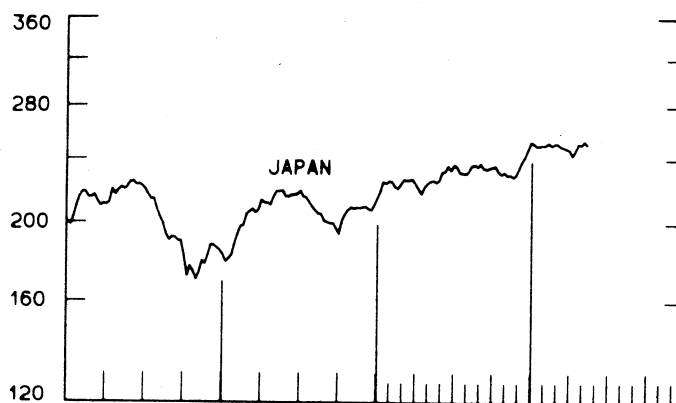
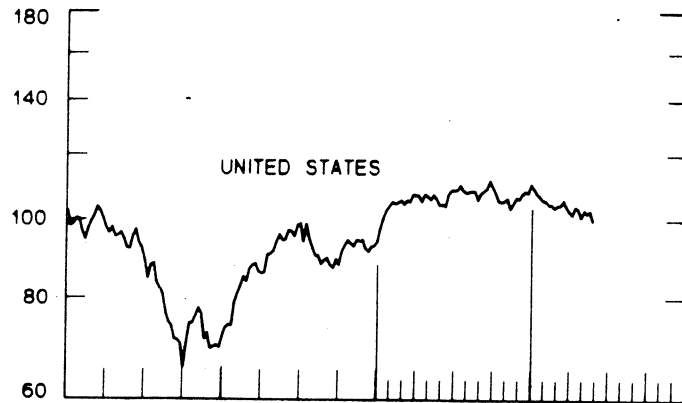


CHART 10
INDUSTRIAL STOCK INDEXES
 WEEKLY SERIES

RATIO SCALE
 1969=100



1975

1977

1975

1977

SERIES NAME

CHART 1. SPOT EXCHANGE RATES

U.S. DOLLAR, WEIGHTED AVERAGE	JUNE 1	89.98
JAPANESE YEN	JUNE 1	129.85
GERMAN MARK	JUNE 1	155.27
DUTCH GUILDER	JUNE 1	146.91
U.K. POUND	JUNE 1	71.58
CANADIAN DOLLAR	JUNE 1	102.88
FRENCH FRANC	JUNE 1	112.29
SWISS FRANC	JUNE 1	174.63
BELGIAN FRANC	JUNE 1	138.62
ITALIAN LIRA	JUNE 1	70.55

CHART 2. 3-MONTH FORWARD EXCHANGE RATES

CANADIAN DOLLAR	JUNE 1	-1.14
U.K. POUND	JUNE 1	-5.12
GERMAN MARK	JUNE 1	2.12
FRENCH FRANC	JUNE 1	-4.63
SWISS FRANC	JUNE 1	1.88
DUTCH GUILDER	JUNE 1	3.00
JAPANESE YEN	JUNE 1	0.22

CHART 3. GOLD PRICE IN LONDON

U.S. DOLLAR PER FINE OUNCE	JUNE 1	143.76
----------------------------	--------	--------

CHART 4. CALL MONEY RATES

U.S. FEDERAL FUNDS	JUNE 1	5.36
OVERNIGHT EURO-DOLLAR DEPOSITS	JUNE 1	5.62
U.K. 2-DAY LOCAL AUTHORITY DEPOSITS	MAY 27	7.25
CANADA	MAY 27	6.50
GERMANY	MAY 27	4.30
EURO-DM	MAY 27	3.84
JAPAN	MAY 27	5.25
FRANCE	JUNE 3	9.00
NETHERLANDS	MAY 13	0.93
EURO-SWISS FRANC	MAY 27	3.57

CHART 5. 3-MONTH INTEREST RATES

U.S. CD'S (60-89 DAYS)	JUNE 1	5.40
GERMAN INTERBANK LOAN	JUNE 1	4.32
JAPANESE COMPOSITE LOAN	APRIL	8.04
EURO-DOLLAR DEPOSIT	JUNE 1	6.00
CANADIAN FINANCE COMPANY PAPER	JUNE 1	7.13
INTERBANK STERLING	JUNE 1	7.83
SWISS INTERBANK LOAN	JUNE 1	4.03

SERIES NAME

LAST VALUE PLOTTED
DATE VALUE

CHART 6. EURO-DOLLAR DEPOSIT RATES: LONDON

OVERNIGHT	JUNE	1	5.62
7-DAY	JUNE	1	5.50
1-MONTH	JUNE	1	5.63
3-MONTH	JUNE	1	6.00
6-MONTH	JUNE	1	6.1
1-YEAR	JUNE	1	6.68

CHART 7. SELECTED EURO-DOLLAR AND U.S. MONEY MARKET RATES

OVERNIGHT EURO-DOLLAR DEPOSITS	JUNE	1	5.62
U.S. FEDERAL FUNDS	JUNE	1	5.36
DIFFERENTIAL ADJ. FOR RESERVE REQUIREMENTS	JUNE	1	0.49
3-MONTH EURO-DOLLAR DEPOSIT RATE	JUNE	1	6.00
U.S. CD'S (60-89 DAYS)	JUNE	1	5.40
DIFFERENTIAL ADJ. FOR RESERVE REQUIREMENTS	JUNE	1	0.51

CHART 8. INTEREST ARBITRAGE, 3-MONTH FUNDS

EURO-DOLLAR DEPOSIT	JUNE	1	6.
INTERBANK STERLING (LONDON), COVERED	JUNE	1	2.71
DIFFERENTIAL	JUNE	1	3.29
U.S. COMMERCIAL PAPER	JUNE	1	5.50
CANADIAN FINANCE CO. PAPER, COVERED	JUNE	1	5.99
DIFFERENTIAL	JUNE	1	-0.49
EURO-DOLLAR DEPOSIT	JUNE	1	6.00
INTERBANK DM (FRANKFURT), COVERED	JUNE	1	6.44
DIFFERENTIAL	JUNE	1	-0.44
EURO-DOLLAR DEPOSIT	JUNE	1	6.00
SWISS INTERBANK, COVERED	JUNE	1	5.91
DIFFERENTIAL	JUNE	1	0.09

SERIES NAME

LAST VALUE PLOTTE
DATE VALUE

CHART 9. LONG TERM GOVERNMENT BOND YIELDS

UNITED STATES	MAY 27	7.41
GERMANY	JUNE 3	6.19
JAPAN (MONTHLY)	APRIL	7.84
SWITZERLAND	MAY 20	4.17
CANADA	MAY 27	8.77
FRANCE	MAY 20	10.97
NETHERLANDS	MAY 13	7.08
UNITED KINGDOM	MAY 20	11.54

U.S. CORPORATE

AAA BONDS	APRIL	8.04
EURO-DM BONDS	APRIL	6.79
EURO-DOLLAR BONDS	APRIL	7.58

CHART 10. INDUSTRIAL STOCK INDEXES

UNITED STATES	MAY 27	100.03
JAPAN	MAY 13	251.53
CANADA	MAY 6	93.17
FRANCE	MAY 6	76.69
UNITED KINGDOM	MAY 27	107.86
SWITZERLAND	MAY 20	73.32
GERMANY	MAY 20	97.48



FEDERAL RESERVE statistical release

H.10

JUNE 6, 1977

FOREIGN EXCHANGE RATES

FOR THE WEEK ENDING JUNE 3, 1977

The Board of Governors of the Federal Reserve System is advised that the Federal Reserve Bank of New York has certified for customs purposes the following noon buying rate in New York City for cable transfers payable in foreign currencies:

COUNTRY	MONETARY UNIT	(RATE U.S. CENTS)				
		MAY 30	MAY 31	JUNE 1	JUNE 2	JUNE 3
AUSTRALIA	DOLLAR		110.3000	110.3500	110.3700	110.4100
AUSTRIA	SCHILLING		5.96000	5.95000	5.96000	5.96000
BELGIUM	FRANC		2.77150	2.77250	2.77550	2.77250
CANADA	DOLLAR	H	95.1200	94.8900	94.7000	94.8400
DENMARK	KRONE		16.6200	16.6100	16.6200	16.6100
FINLAND	MARKKA		24.5200	24.4900	24.5300	24.5400
FRANCE	FRANC	D	20.2300	20.2300	20.2400	20.2100
GERMANY	D. MARK		42.3900	42.4250	42.4600	42.4200
INDIA	RUPEE		11.3300	11.3300	11.3300	11.3000
IRELAND	POUND	L	171.9100	171.9000	171.6900	171.7700
ITALY	LIRA		0.11290	0.11290	0.11290	0.11290
JAPAN	YEN		0.36065	0.36060	0.36160	0.36195
MALAYSIA	DOLLAR	I	40.2700	40.2500	40.2500	40.2500
MEXICO	PESO		4.3700	4.3700	4.3700	4.3700
NETHERLANDS	GUILDER		40.5150	40.5500	40.6200	40.5400
NEW ZEALAND	DOLLAR	D	96.0000	96.0500	96.0000	96.0500
NORWAY	KRONE		19.0000	19.0600	19.0725	19.0500
PORTUGAL	ESCUDO		2.5800	2.5800	2.5800	2.5800
SOUTH AFRICA	RAND	A	115.0000	115.0000	115.0000	114.7500
SPAIN	PESATA		1.4472	1.4468	1.4484	1.4451
SRI LANKA	RUPEE		13.7000	13.7000	13.7000	13.7000
SWEDEN	KRONA	Y	22.7800	22.7950	22.8100	22.7450
SWITZERLAND	FRANC		39.9250	40.0000	40.1100	40.1500
UNITED KINGDOM	POUND		171.9100	171.9000	171.6900	171.7700