

Library

Selected Interest & Exchange Rates

Weekly Series of Charts

Federal Reserve Bank
of San Francisco

JAN 21 1977

LIBRARY

JANUARY 17, 1977

**Prepared by the
FINANCIAL MARKETS
SECTION**

**DIVISION OF
INTERNATIONAL FINANCE**

**BOARD OF GOVERNORS
FEDERAL RESERVE SYSTEM
Washington, D.C. 20551**

Table of Contents

TABLES

1. LATEST FIGURES PLOTTED
2. DAILY CERTIFIED SPOT EXCHANGE RATES--
H.10 RELEASE

CHARTS

1. SPOT EXCHANGE RATE INDEXES
2. 3-MONTH FORWARD EXCHANGE RATES
3. GOLD PRICE--LONDON
4. CALL MONEY RATES
5. 3-MONTH INTEREST RATES
6. EURO-DOLLAR DEPOSIT RATES
7. SELECTED EURO-DOLLAR AND U.S. MONEY MARKET RATES
8. INTEREST ARBITRAGE: 3-MONTH FUNDS
9. LONG-TERM GOVERNMENT BOND YIELDS
10. INDUSTRIAL STOCK INDEXES

SUBSCRIPTION RATES:

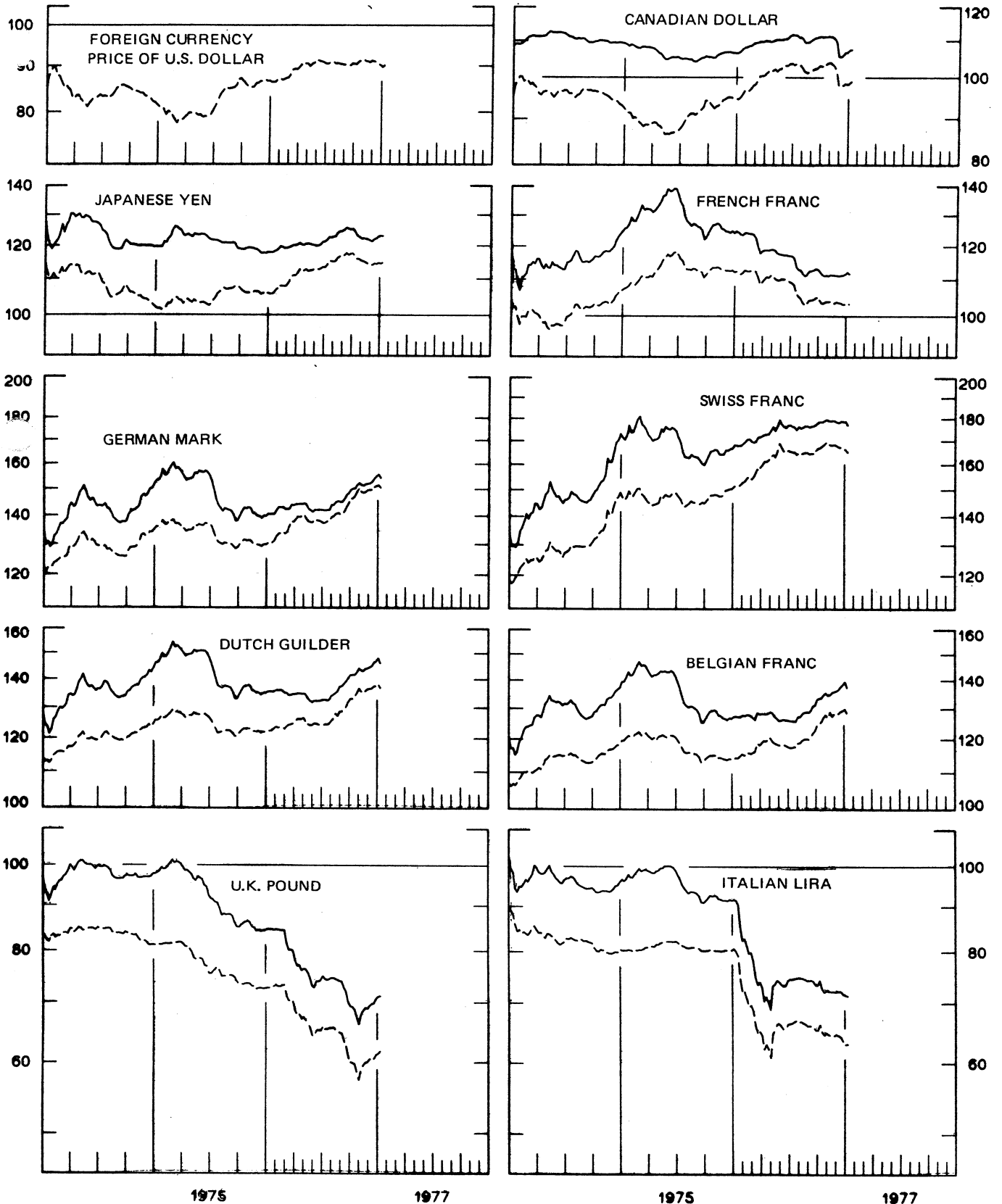
Weekly \$15.00 per year or \$.40 each in the United States, its possessions, Canada, and Mexico; 10 or more of the same issue to one address, \$13.50 per year or \$.35 each. Elsewhere, \$20.00 per year or \$.50 each. Address requests to Publications Services, Division of Administrative Services, and make payment remittance payable to the order of the Board of Governors of the Federal Reserve System in a form collectible at par in U.S. Currency.

Chart 1
SPOT EXCHANGE RATES

DOLLAR PRICES OF FOREIGN CURRENCIES AND WEIGHTED AVERAGE VALUES (DASHED LINE)
 AVERAGES FOR WEEK ENDING WEDNESDAY

RATIO SCALE
 MAY 1970 PARITY=100

RATIO SCALE
 MAY 1970 PARITY=100

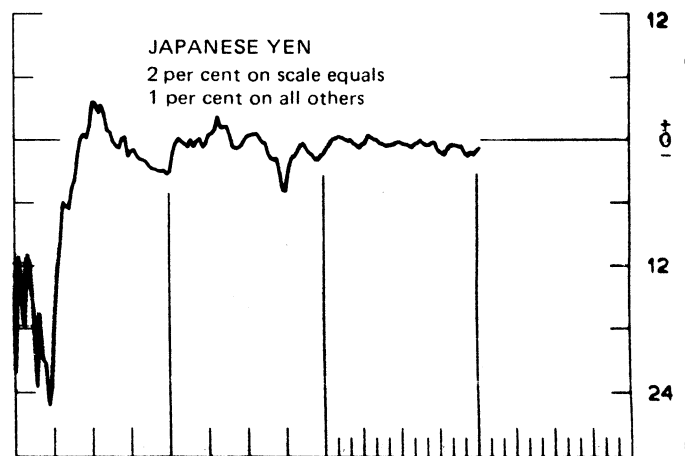
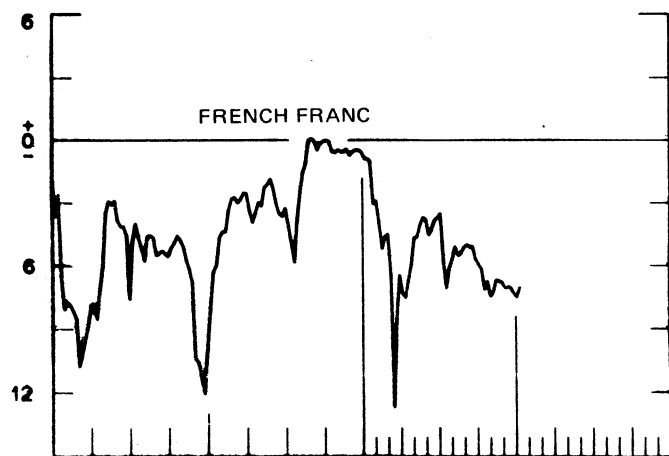
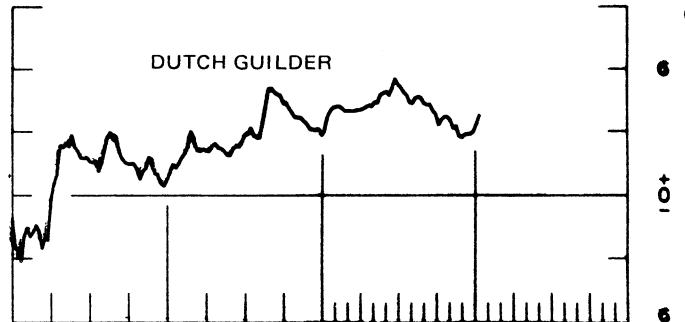
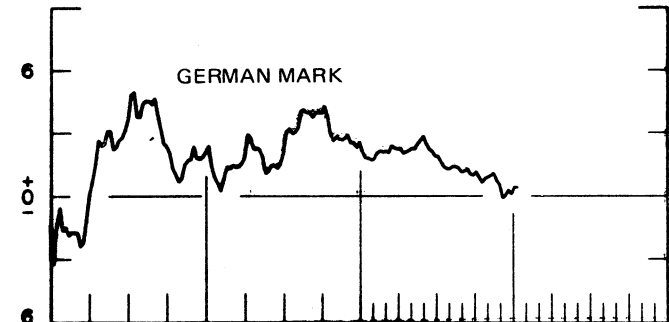
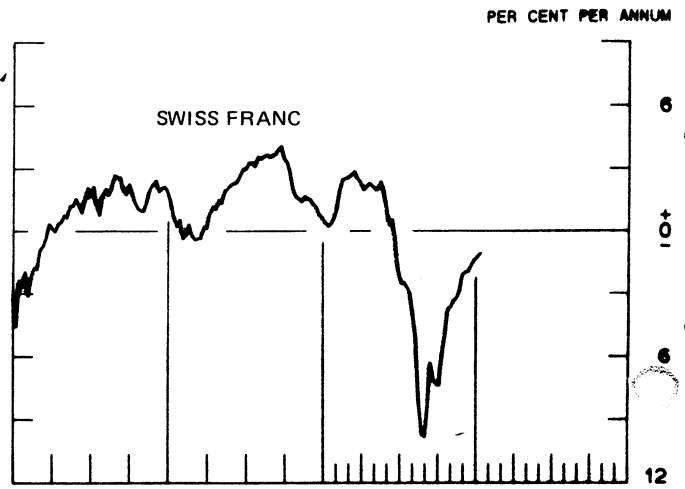
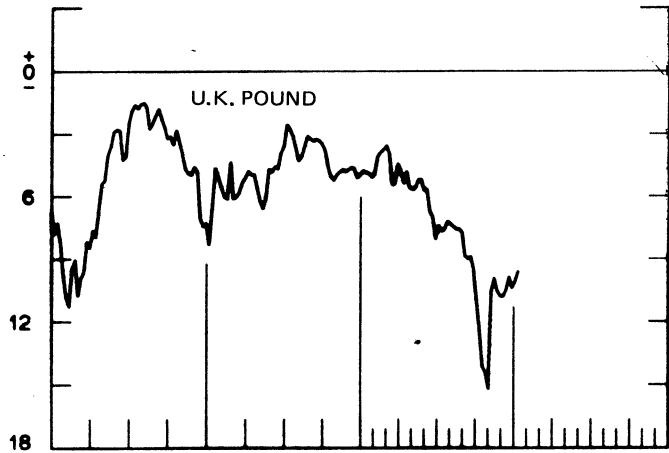
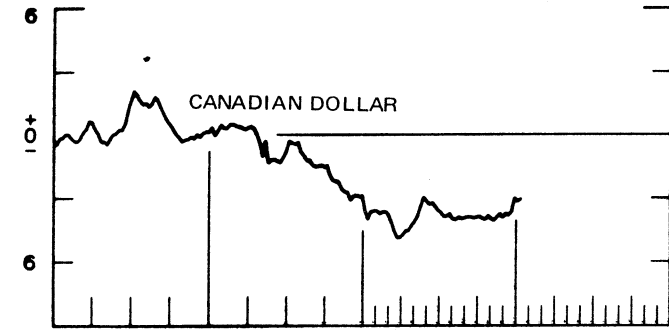


3-MONTH FORWARD EXCHANGE RATES

PREMIUM (+), OR DISCOUNT (-)

AVERAGES FOR WEEK ENDING WEDNESDAY

PER CENT PER ANNUM



1975

1977

1975

1977

Chart 3
PRICE OF GOLD IN LONDON
AVERAGES FOR WEEK ENDING WEDNESDAY



Chart 4
CALL MONEY RATES
 WEEKLY SERIES

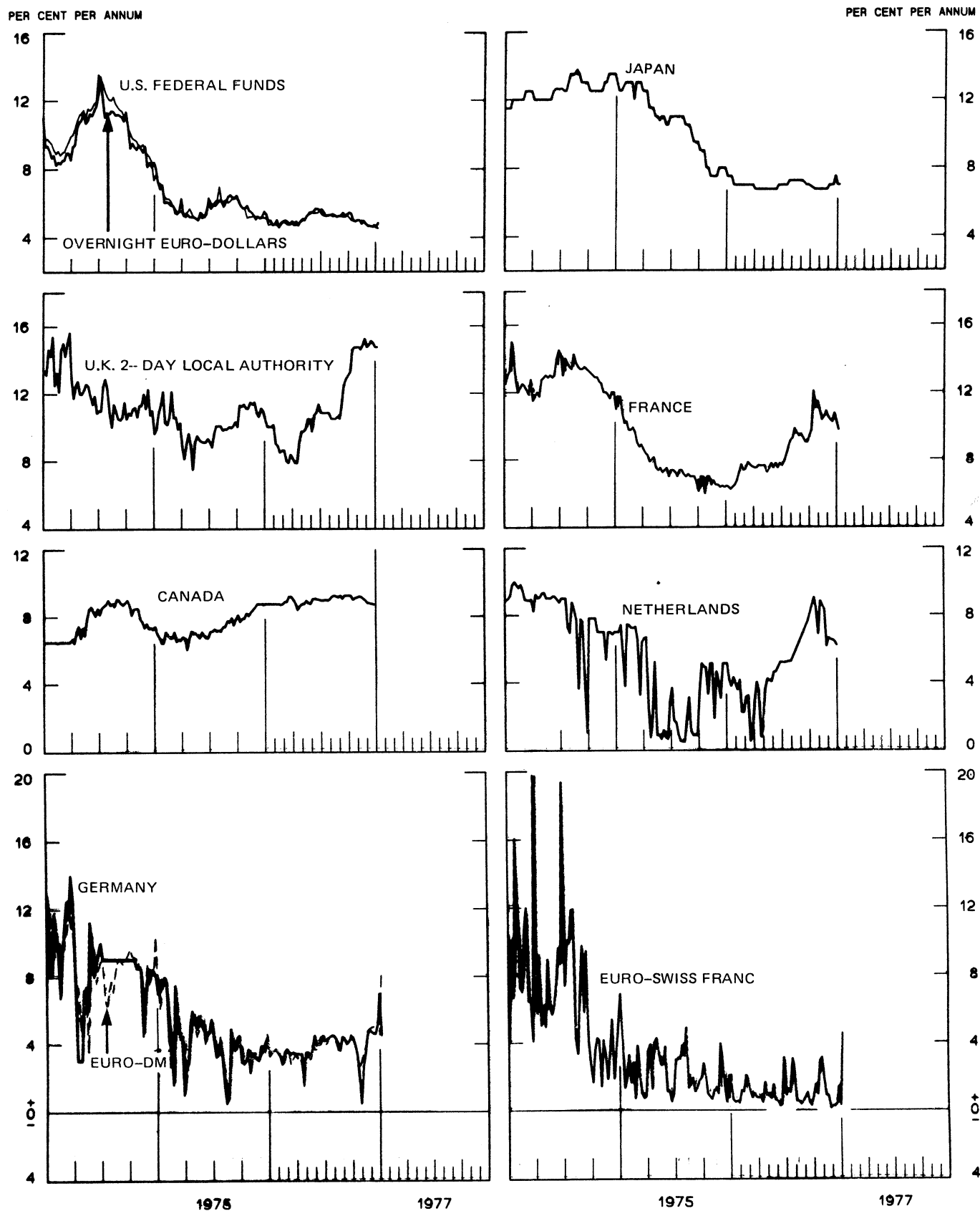


Chart 5
3-MONTH INTEREST RATES
 WEEKLY SERIES

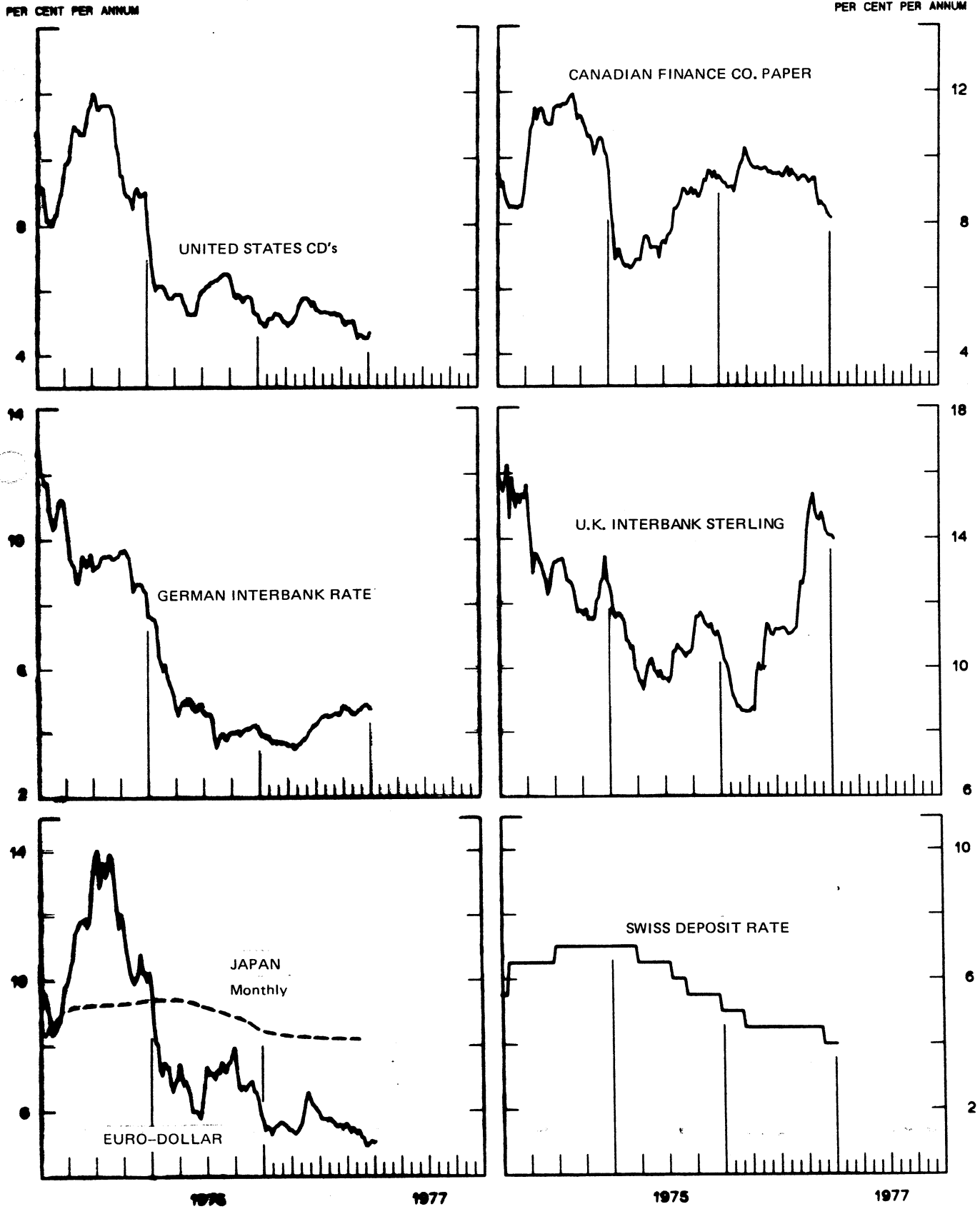


Chart 6
EURO-DOLLAR DEPOSIT RATES London
 AVERAGES FOR WEEK ENDING WEDNESDAY

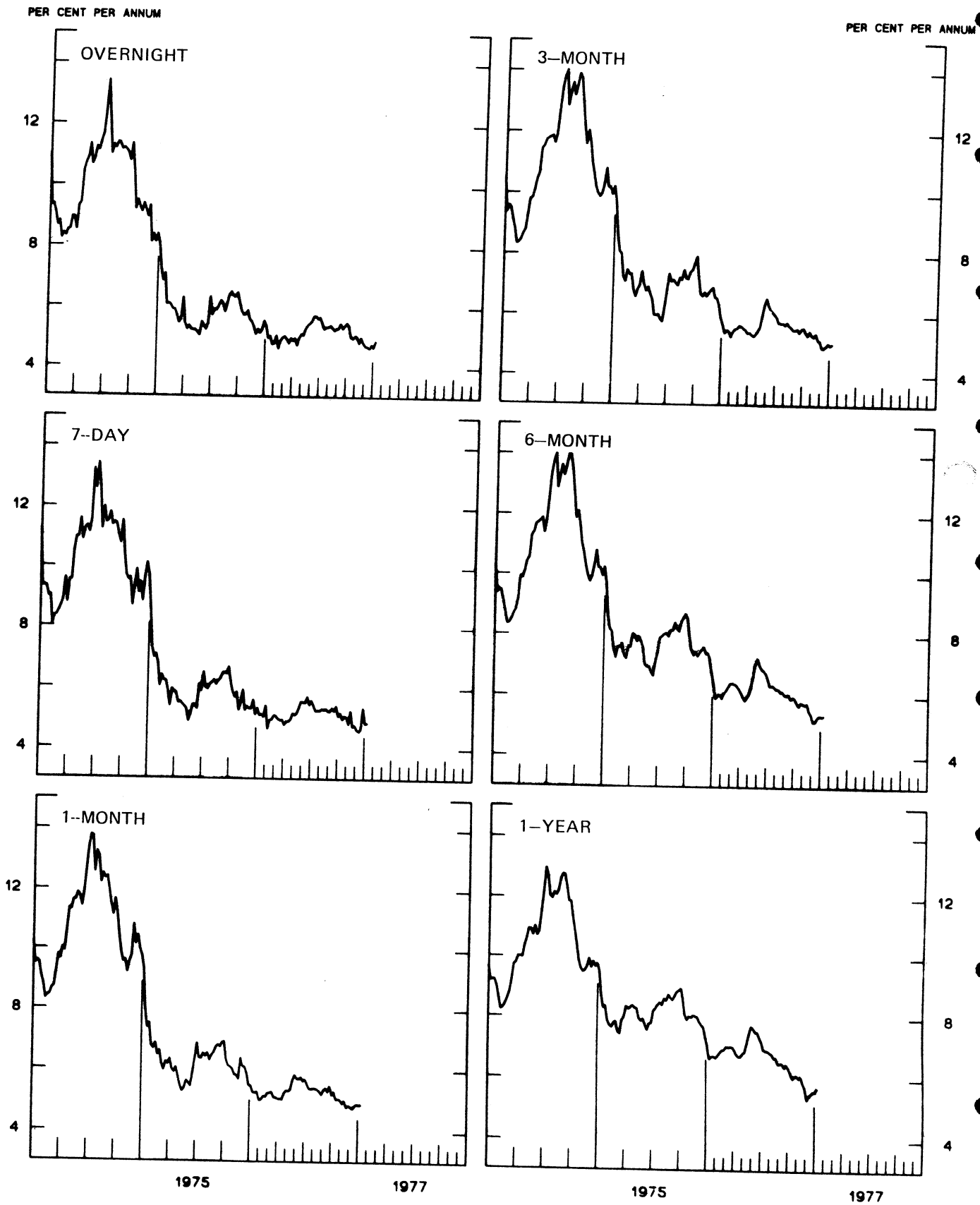


Chart 7
SELECTED EURO-DOLLAR AND U.S. MONEY MARKET RATES
 AVERAGES FOR WEEK ENDING WEDNESDAY

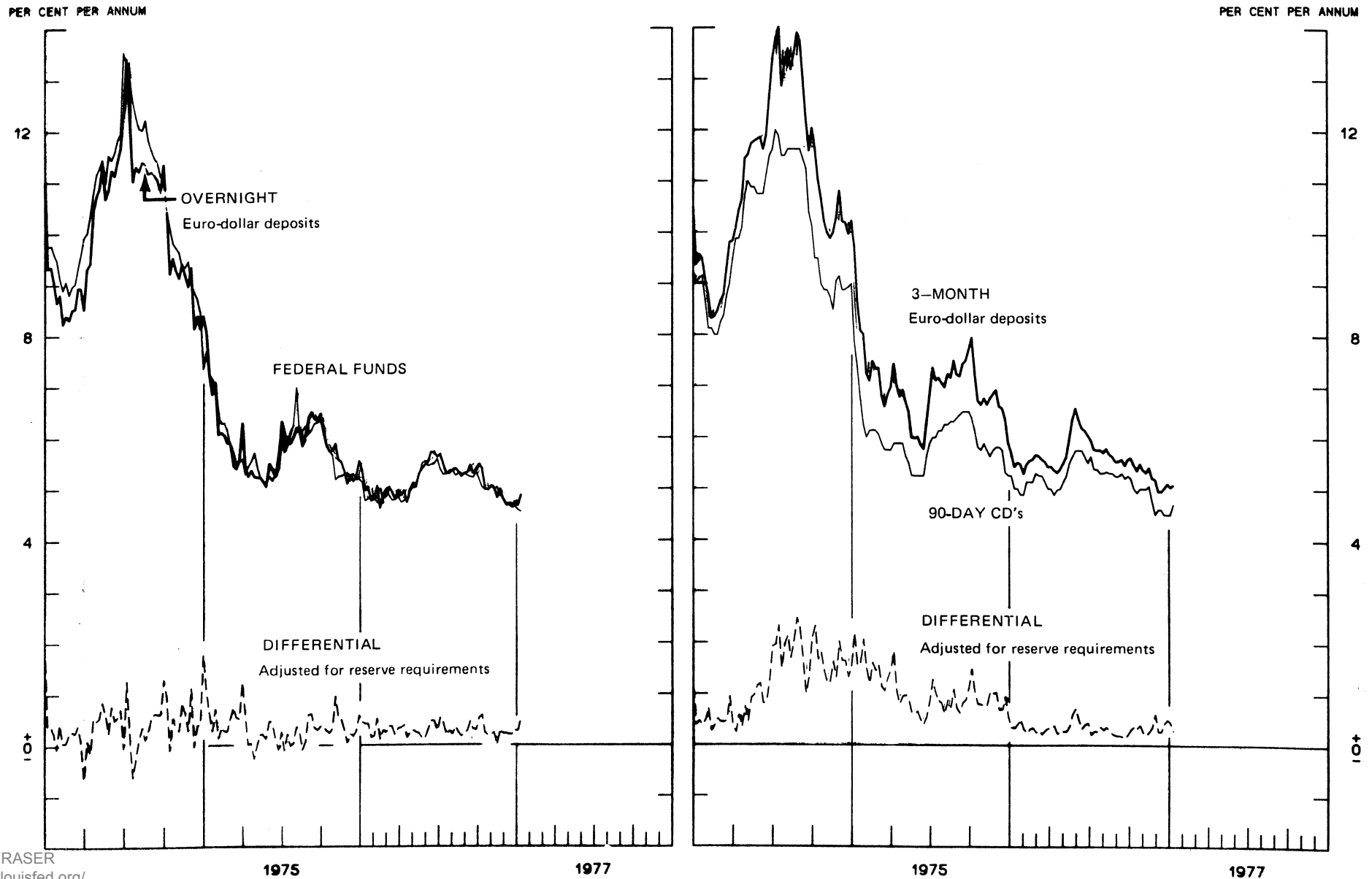


Chart 8

INTEREST ARBITRAGE: 3-MONTH FUNDS

AVERAGES FOR WEEK ENDING WEDNESDAY

DIFFERENTIAL: PLUS(+), INDICATES FAVOR DOLLAR ASSETS

PER CENT PER ANNUM

PER CENT PER ANNUM

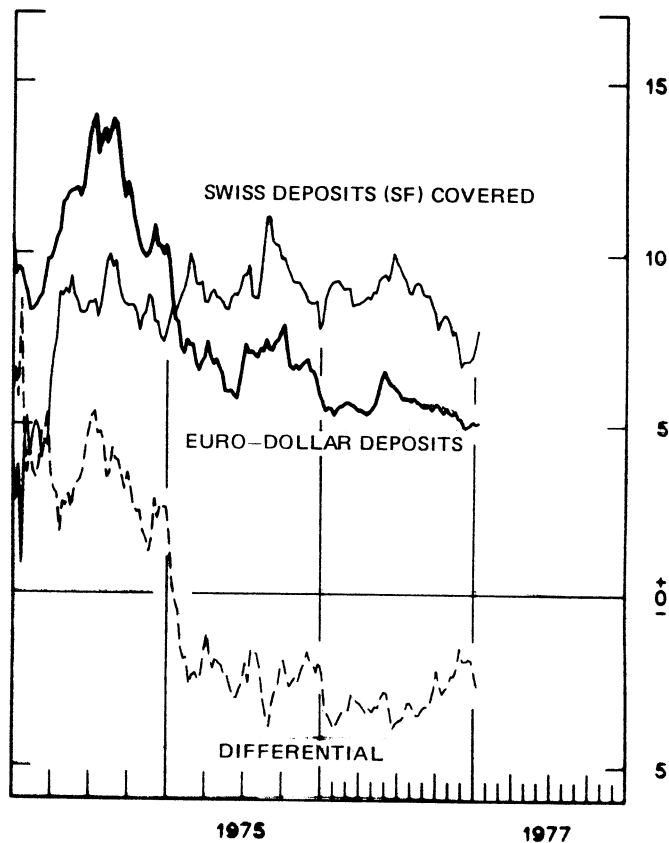
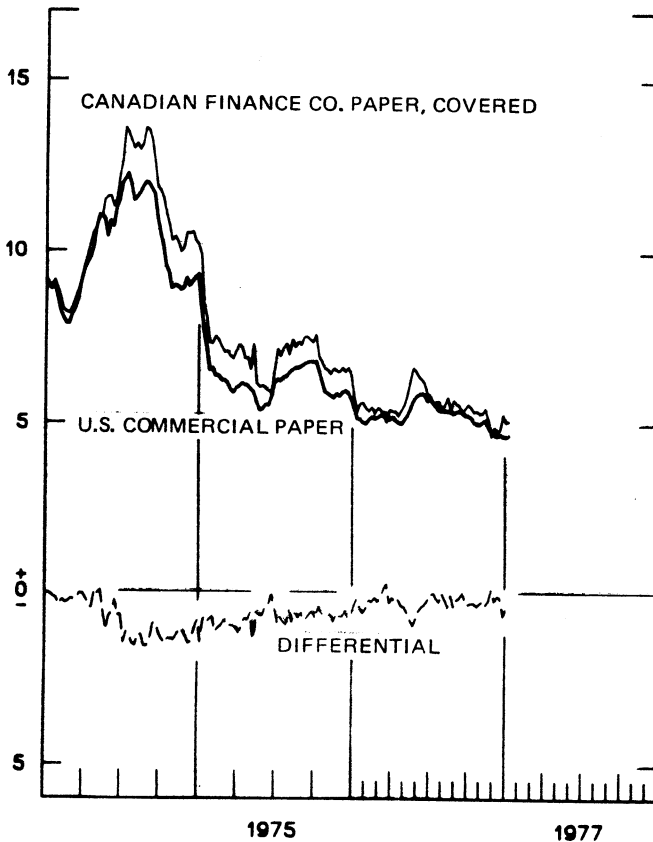
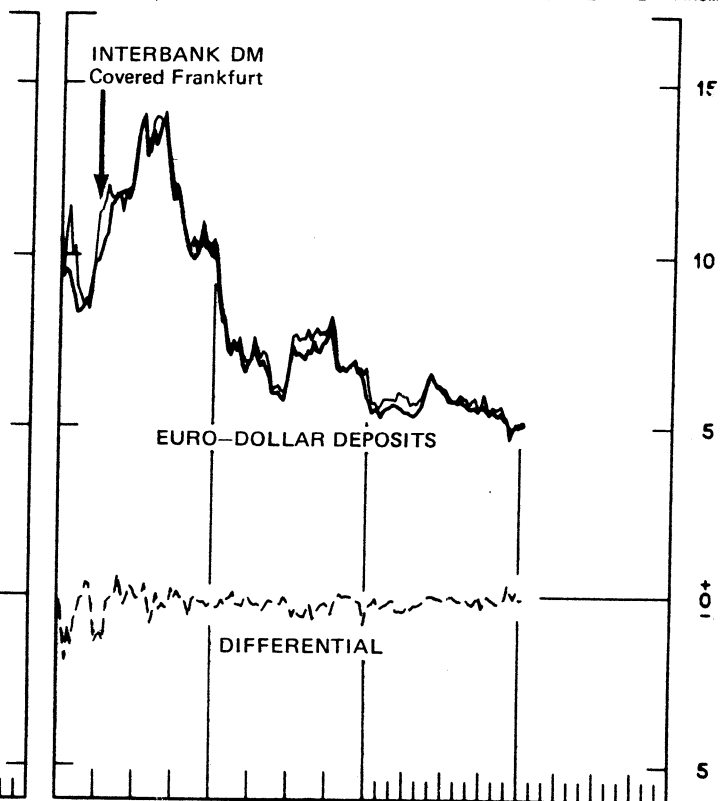
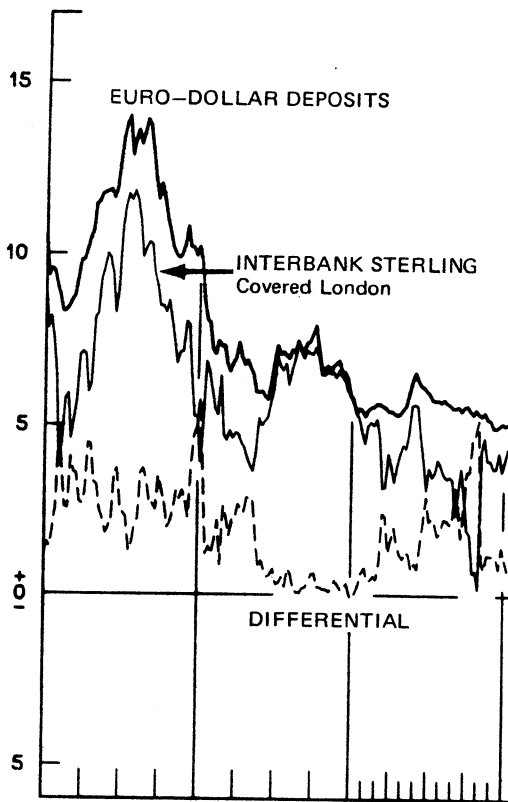


Chart 9
LONG-TERM GOVERNMENT BOND YIELDS
 WEEKLY SERIES

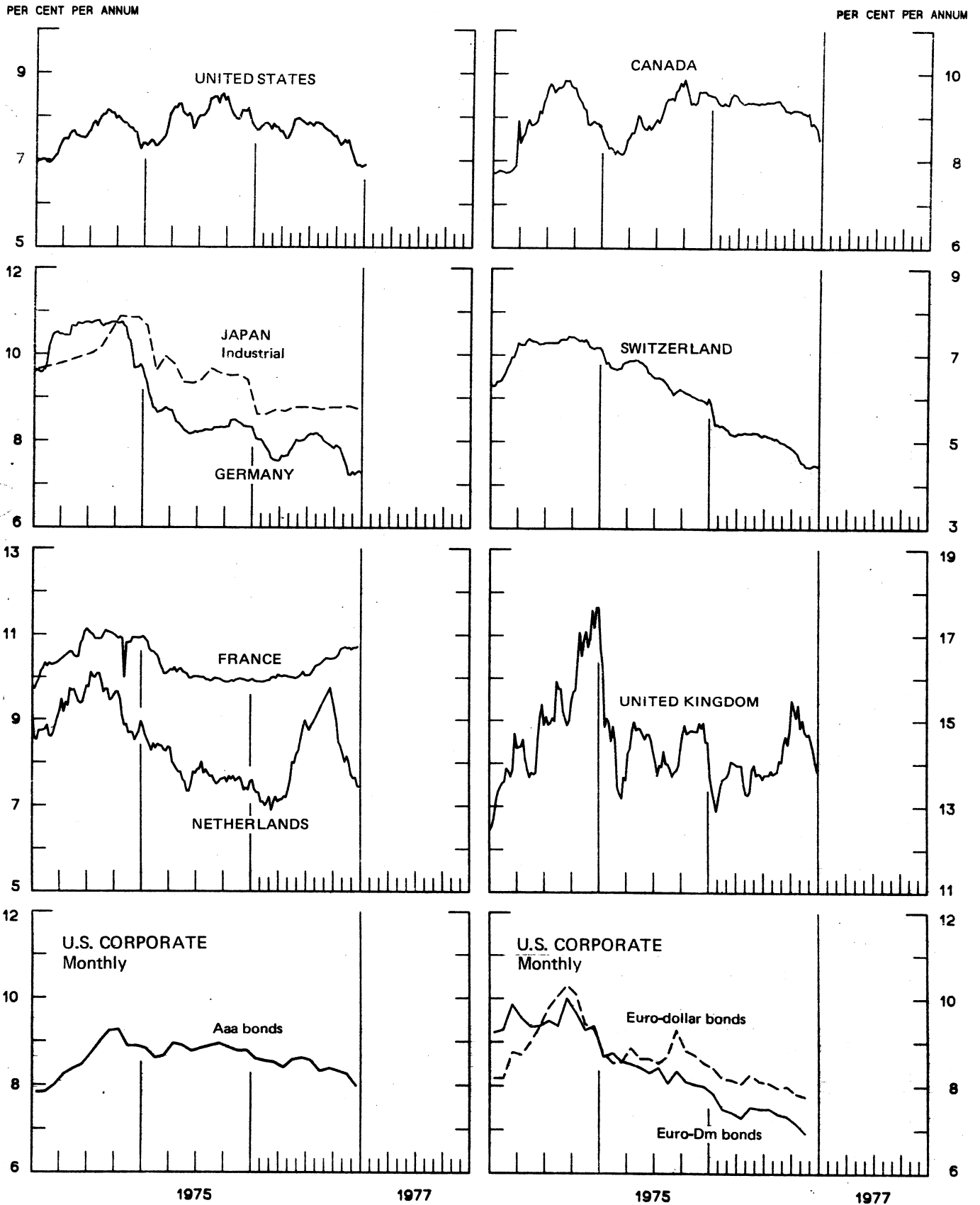
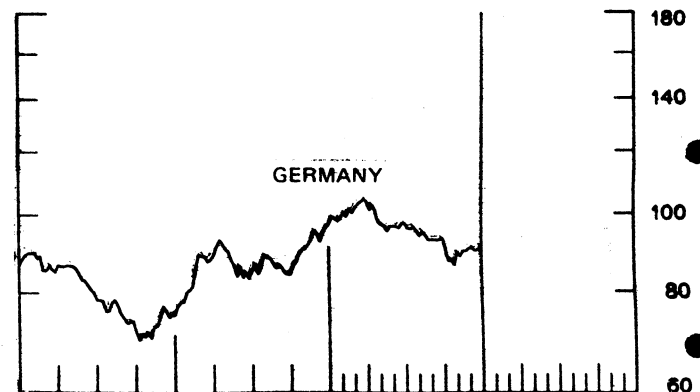
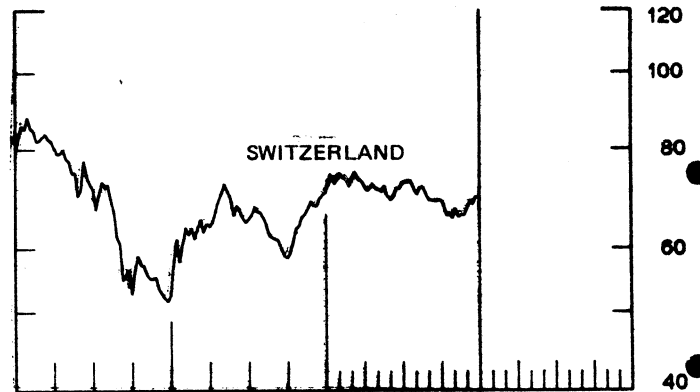
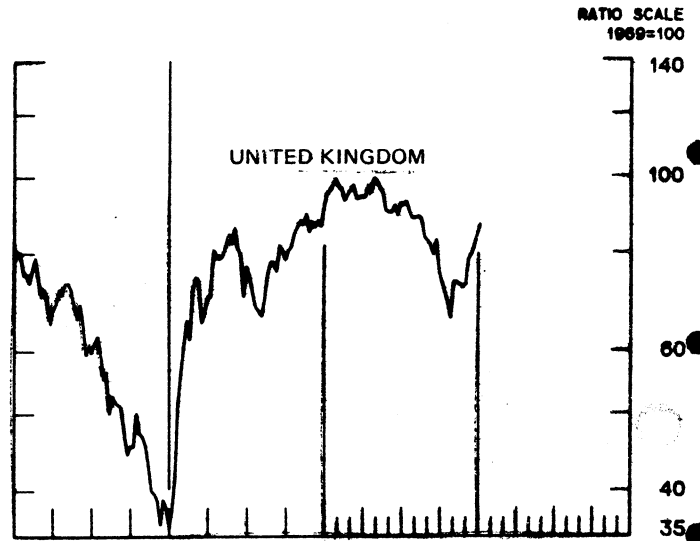
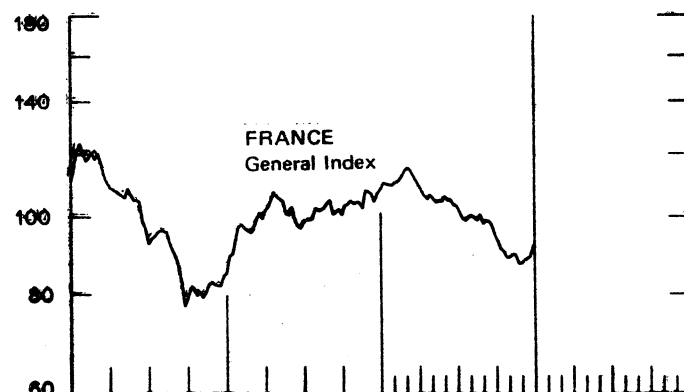
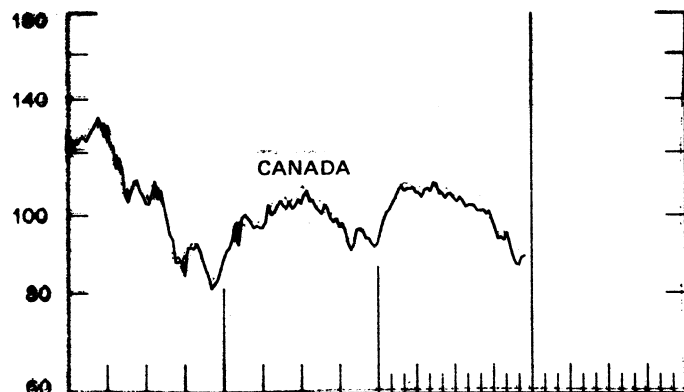
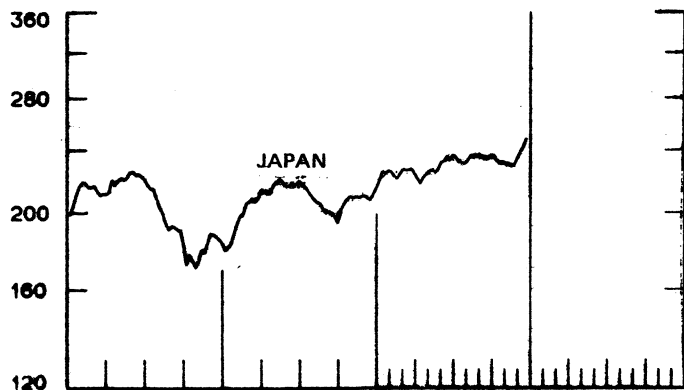
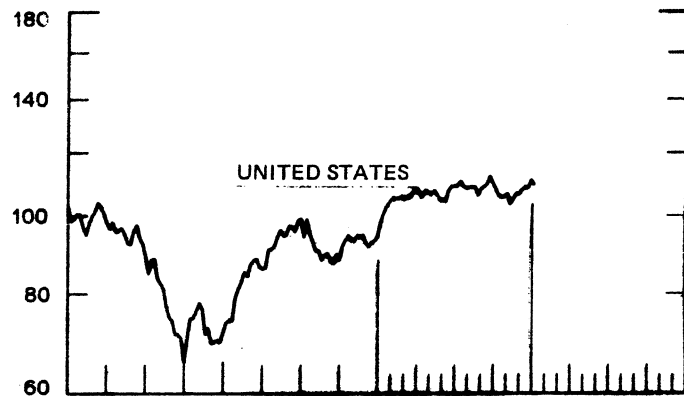


Chart 10
INDUSTRIAL STOCK INDEXES
 WEEKLY SERIES

RATIO SCALE
 1969=100



1975

1977

1975

1977

RATIO SCALE
 1969=100

140

100

60

40

35

120

100

80

60

40

180

140

100

80

60

SERIES NAME

LAST VALUE PLOTTE
DATE VALUE

CHART 1. SPOT EXCHANGE RATES

U.S. DOLLAR, WEIGHTED AVERAGE	JAN. 12	90.13
JAPANESE YEN	JAN. 12	123.03
GERMAN MARK	JAN. 12	154.19
DUTCH GUILDER	JAN. 12	145.90
U.K. POUND	JAN. 12	71.12
CANADIAN DOLLAR	JAN. 12	107.43
FRENCH FRANC	JAN. 12	111.66
SWISS FRANC	JAN. 12	176.95
BELGIAN FRANC	JAN. 12	137.30
ITALIAN LIRA	JAN. 12	71.34

CHART 2. 3-MONTH FORWARD EXCHANGE RATES

CANADIAN DOLLAR	JAN. 12	-3.05
U.K. POUND	JAN. 12	-9.62
GERMAN MARK	JAN. 12	0.42
FRENCH FRANC	JAN. 12	-7.04
SWISS FRANC	JAN. 12	3.78
DUTCH GUILDER	JAN. 12	-1.07
JAPANESE YEN	JAN. 12	-0.77

CHART 3. GOLD PRICE IN LONDON

U.S. DOLLAR PER FINE OUNCE	JAN. 12	131.33
----------------------------	---------	--------

CHART 4. CALL MONEY RATES

U.S. FEDERAL FUNDS	JAN. 12	4.55
OVERNIGHT EURO-DOLLAR DEPOSITS	JAN. 12	4.88
U.K. 2-DAY LOCAL AUTHORITY DEPOSITS	JAN. 7	14.75
CANADA	DEC. 24	8.70
GERMANY	JAN. 7	4.50
EURO-DM	JAN. 7	4.54
JAPAN	JAN. 7	7.00
FRANCE	JAN. 7	9.75
NETHERLANDS	DEC. 31	6.20
EURO-SWISS FRANC	JAN. 7	0.31

CHART 5. 3-MONTH INTEREST RATES

U.S. CD'S (60-89 DAYS)	JAN. 12	4.70
GERMAN INTERBANK LOAN	JAN. 12	4.74
JAPANESE COMPOSITE LOAN	NOV.	8.19
EURO-DOLLAR DEPOSIT	JAN. 12	5.08
CANADIAN FINANCE COMPANY PAPER	JAN. 12	8.15
INTERBANK STERLING	JAN. 12	13.96
SWISS DEPOSIT	JAN. 12	4.00

SERIES NAME

LAST VALUE PLOTTED
DATE VALUE

CHART 6. EURO-DOLLAR DEPOSIT RATES: LONDON

OVERNIGHT	JAN. 12	4.88
7-DAY	JAN. 12	4.86
1-MONTH	JAN. 12	4.90
3-MONTH	JAN. 12	5.08
6-MONTH	JAN. 12	5.38
1-YEAR	JAN. 12	5.74

CHART 7. SELECTED EURO-DOLLAR AND U.S. MONEY MARKET RATES

OVERNIGHT EURO-DOLLAR DEPOSITS	JAN. 12	4.88
U.S. FEDERAL FUNDS	JAN. 12	4.55
DIFFERENTIAL ADJ. FOR RESERVE REQUIREMENTS	JAN. 12	0.53
3-MONTH EURO-DOLLAR DEPOSIT RATE	JAN. 12	5.08
U.S. CD'S (60-89 DAYS)	JAN. 12	4.70
DIFFERENTIAL ADJ. FOR RESERVE REQUIREMENTS	JAN. 12	0.29

CHART 8. INTEREST ARBITRAGE, 3-MONTH FUNDS

EURO-DOLLAR DEPOSIT	JAN. 12	5.08
INTERBANK STERLING (LONDON), COVERED	JAN. 12	4.34
DIFFERENTIAL	JAN. 12	0.73
U.S. COMMERCIAL PAPER	JAN. 12	4.68
CANADIAN FINANCE CO. PAPER, COVERED	JAN. 12	5.10
DIFFERENTIAL	JAN. 12	-0.42
EURO-DOLLAR DEPOSIT	JAN. 12	5.08
INTERBANK DM (FRANKFURT), COVERED	JAN. 12	5.16
DIFFERENTIAL	JAN. 12	-0.08
EURO-DOLLAR DEPOSIT	JAN. 12	5.08
SWISS DEPOSIT (SF), COVERED	JAN. 12	7.78
DIFFERENTIAL	JAN. 12	-2.71

SERIES NAME

LAST VALUE PLOTTE
DATE VALUE

CHART 9. LONG TERM GOVERNMENT BOND YIELDS

UNITED STATES	JAN. 7	6.90
GERMANY	DEC. 31	7.26
JAPAN (MONTHLY)	DEC.	8.73
SWITZERLAND	DEC. 31	4.42
CANADA	DEC. 24	8.47
FRANCE	DEC. 24	10.72
NETHERLANDS	DEC. 31	7.43
UNITED KINGDOM	DEC. 31	13.82

U.S. CORPORATE

AAA BONDS	DEC.	7.98
EURO-DM BONDS	NOV.	6.93
EURO-DOLLAR BONDS	NOV.	7.76

CHART 10. INDUSTRIAL STOCK INDEXES

UNITED STATES	JAN. 7	109.35
JAPAN	DEC. 24	247.67
CANADA	DEC. 17	88.97
FRANCE	DEC. 31	91.79
UNITED KINGDOM	JAN. 7	87.02
SWITZERLAND	DEC. 24	69.69
GERMANY	DEC. 31	90.95



FEDERAL RESERVE

statistical release

H. 10

FOREIGN EXCHANGE RATES

JANUARY 17, 1977

FOR THE WEEK ENDING JANUARY 14, 1977

The Board of Governors of the Federal Reserve System is advised that the Federal Reserve Bank of New York has certified for customs purposes the following noon buying rate in New York City for cable transfers payable in foreign currencies:

COUNTRY	MONETARY UNIT	(RATE U.S. CENTS)				
		JAN. 10	JAN. 11	JAN. 12	JAN. 13	JAN. 14
AUSTRALIA	DOLLAR	108.3700	108.5000	108.5000	108.5300	108.5200
AUSTRIA	SCHILLING	5.92000	5.90000	5.93000	5.90000	5.88000
BELGIUM	FRANC	2.72500	2.73500	2.73180	2.71650	2.70400
CANADA	DOLLAR	99.0600	99.0400	99.5100	99.2900	99.8500
DENMARK	KRONE	17.0300	16.9800	17.0300	16.8900	16.9300
FINLAND	MARKKA	26.3700	26.3300	26.3500	26.3000	26.2300
FRANCE	FRANC	20.0400	20.0800	20.1100	20.0700	20.0600
GERMANY	D. MARK	41.8700	42.0200	42.0400	41.8300	41.7500
INDIA	RUPEE	11.1000	11.1000	11.1000	11.1000	11.2500
IRELAND	POUND	170.8700	170.7700	170.6500	171.1000	171.0800
ITALY	LIRA	0.11420	0.11410	0.11410	0.11390	0.11390
JAPAN	YEN	0.34190	0.34190	0.34200	0.34180	0.34240
MALAYSIA	DOLLAR	39.5500	39.5300	39.6200	39.6200	39.6600
MEXICO	PESO	5.0000	5.0000	5.0000	5.0000	5.0000
NETHERLANDS	GUILDER	40.0500	40.1100	40.1500	39.9300	39.8000
NEW ZEALAND	DOLLAR	94.6900	94.8000	94.8000	94.9600	94.9000
NORWAY	KRONE	19.0100	18.9900	19.0200	18.9200	18.8500
PORTUGAL	ESCUDO	3.1300	3.1300	3.1300	3.1300	3.1100
SOUTH AFRICA	RAND	115.0500	114.7900	114.7900	114.7900	114.7500
SPAIN	PESATA	1.4603	1.4592	1.4601	1.4588	1.4566
SRI LANKA	RUPEE	11.4500	11.4500	11.4500	11.4500	11.4000
SWEDEN	KRONA	23.6300	23.8900	23.8700	23.6800	23.6500
SWITZERLAND	FRANC	40.2800	40.3300	40.4000	40.2200	40.1200
UNITED KINGDOM	POUND	170.8700	170.7700	170.6500	171.1000	171.0800