
Selected Interest & Exchange Rates

Weekly Series of Charts

Federal Reserve Bank
of San Francisco

JAN 14 1977

LIBRARY

JANUARY 10, 1977

**Prepared by the
FINANCIAL MARKETS
SECTION**

**DIVISION OF
INTERNATIONAL FINANCE**

**BOARD OF GOVERNORS
FEDERAL RESERVE SYSTEM
Washington, D.C. 20551**

Table of Contents

TABLES

1. LATEST FIGURES PLOTTED
2. DAILY CERTIFIED SPOT EXCHANGE RATES--
H.10 RELEASE

CHARTS

1. SPOT EXCHANGE RATE INDEXES
2. 3-MONTH FORWARD EXCHANGE RATES
3. GOLD PRICE--LONDON
4. CALL MONEY RATES
5. 3-MONTH INTEREST RATES
6. EURO-DOLLAR DEPOSIT RATES
7. SELECTED EURO-DOLLAR AND U.S. MONEY MARKET RATES
8. INTEREST ARBITRAGE: 3-MONTH FUNDS
9. LONG-TERM GOVERNMENT BOND YIELDS
10. INDUSTRIAL STOCK INDEXES

SUBSCRIPTION RATES:

Weekly \$15.00 per year or \$.40 each in the United States, its possessions, Canada, and Mexico; 10 or more of the same issue to one address, \$13.50 per year or \$.35 each. Elsewhere, \$20.00 per year or \$.50 each. Address requests to Publications Services, Division of Administrative Services, and make payment remittance payable to the order of the Board of Governors of the Federal Reserve System in a form collectible at par in U.S. Currency.

SPOT EXCHANGE RATES

DOLLAR PRICES OF FOREIGN CURRENCIES AND WEIGHTED AVERAGE VALUES (DASHED LINE)

AVERAGES FOR WEEK ENDING WEDNESDAY

RATIO SCALE
MAY 1970 PARITY=100

RATIO SCALE
MAY 1970 PARITY=100

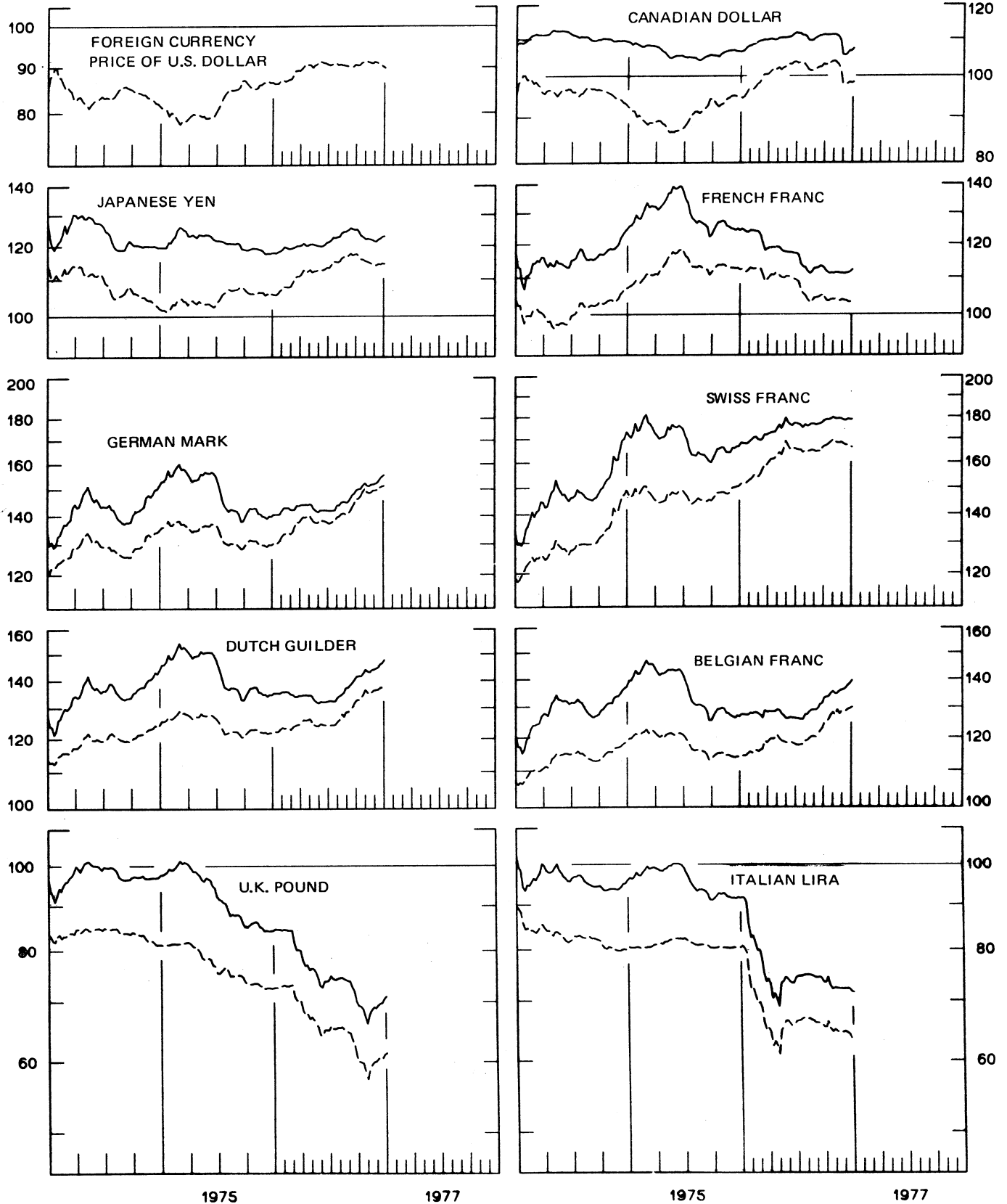
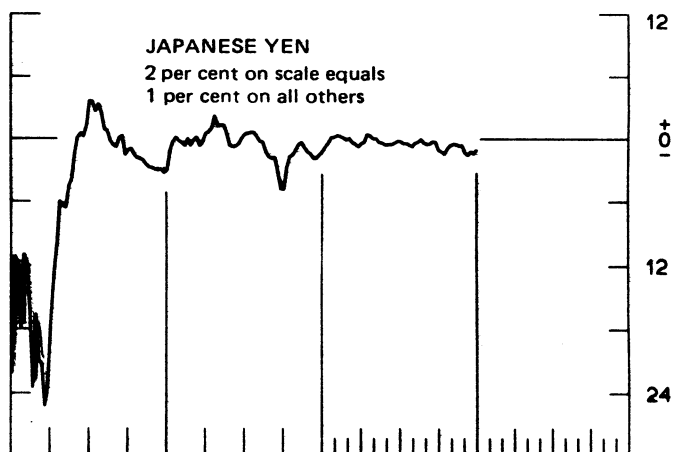
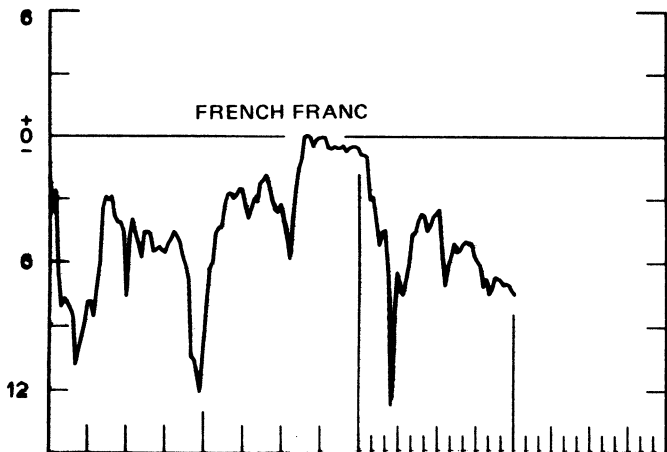
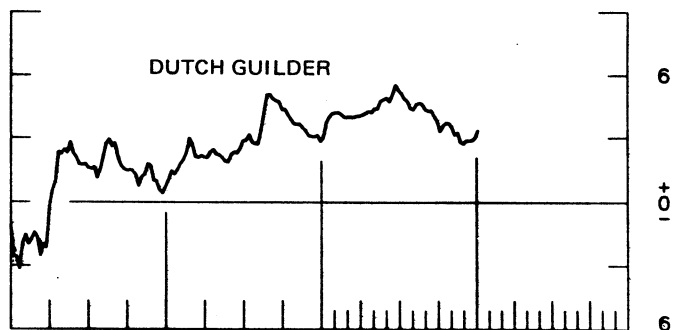
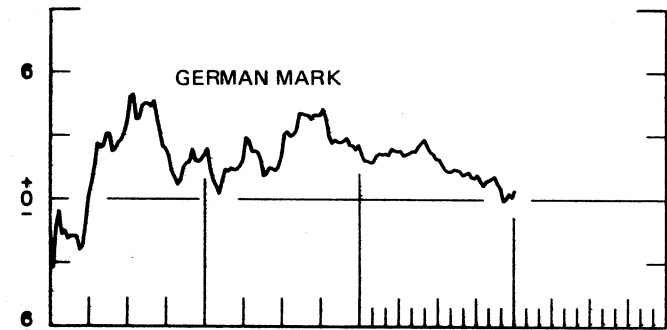
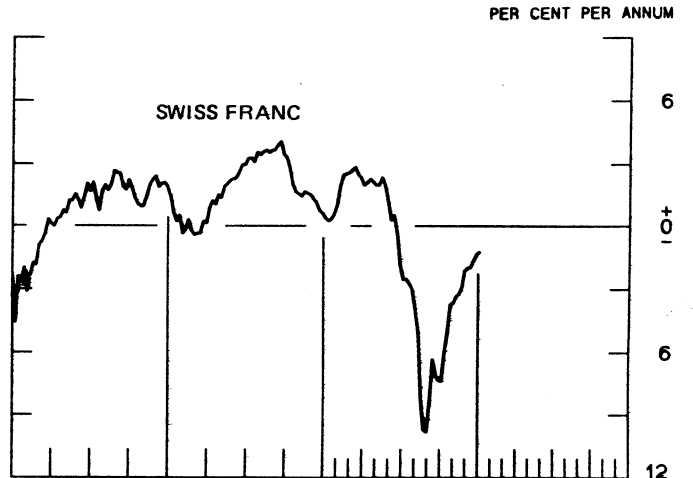
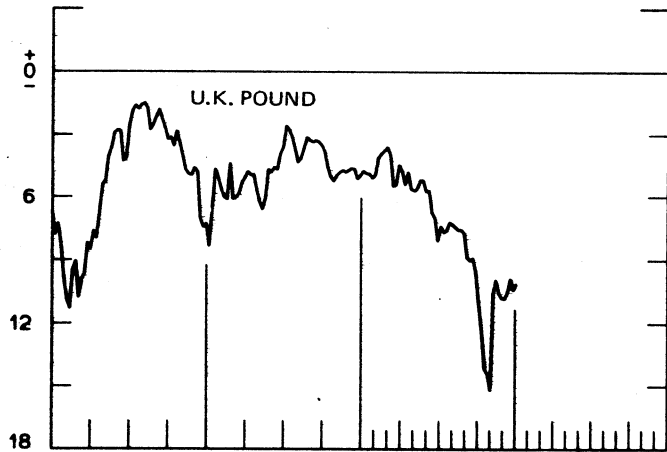
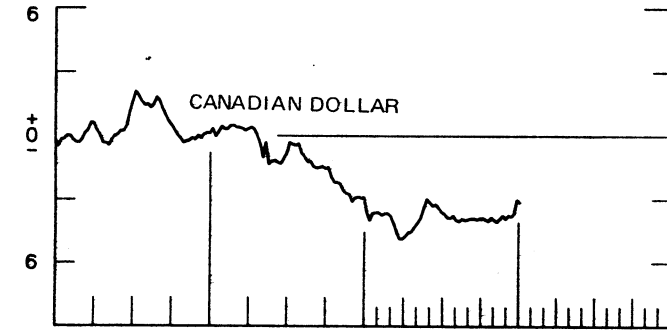


Chart 2
3-MONTH FORWARD EXCHANGE RATES
 PREMIUM (+), OR DISCOUNT (-)
 AVERAGES FOR WEEK ENDING WEDNESDAY

PER CENT PER ANNUM



1975

1977

1975

1977

Chart 3
PRICE OF GOLD IN LONDON
AVERAGES FOR WEEK ENDING WEDNESDAY



Chart 4
CALL MONEY RATES
 WEEKLY SERIES

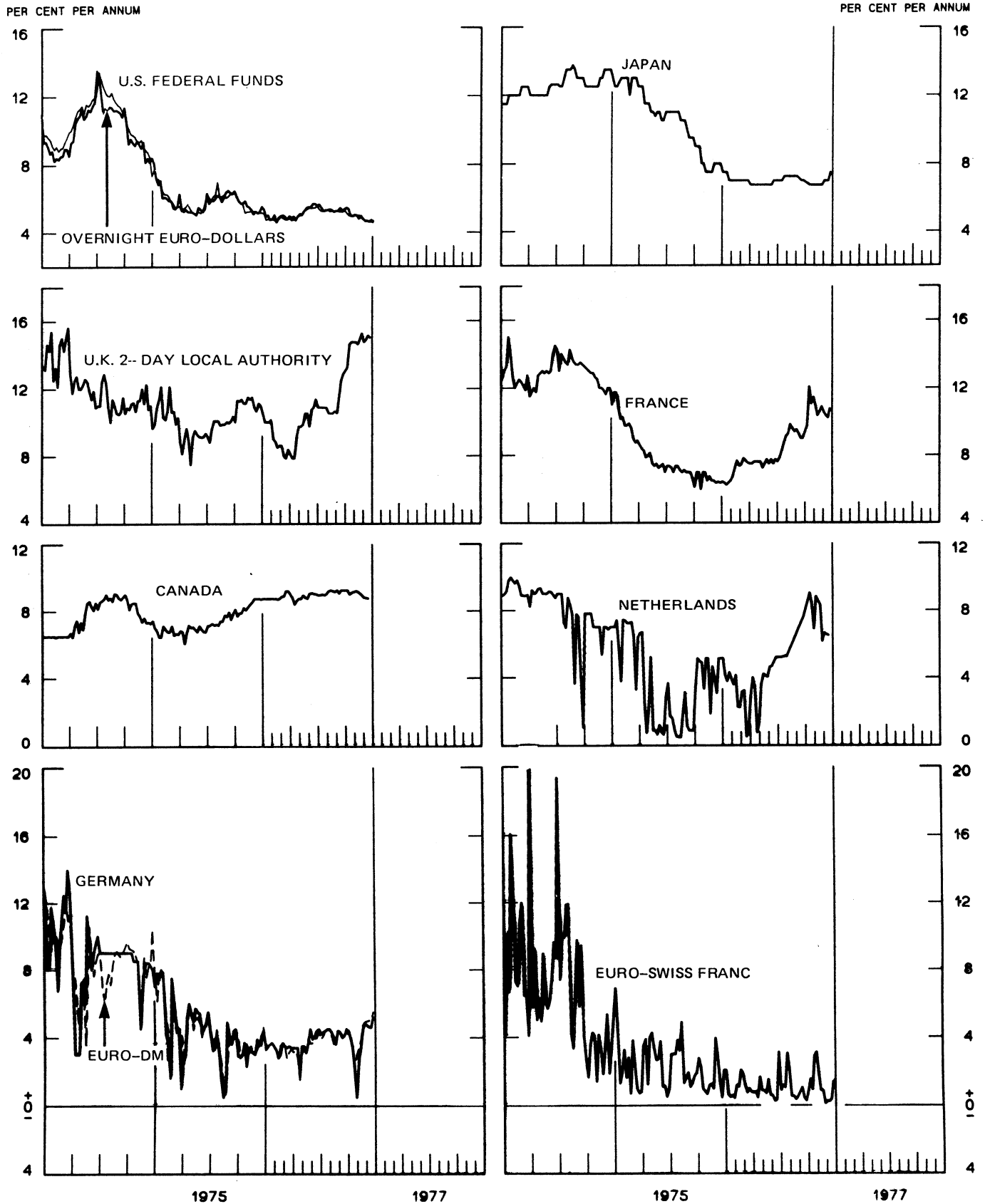


Chart 5
3-MONTH INTEREST RATES
 WEEKLY SERIES

PER CENT PER ANNUM

PER CENT PER ANNUM

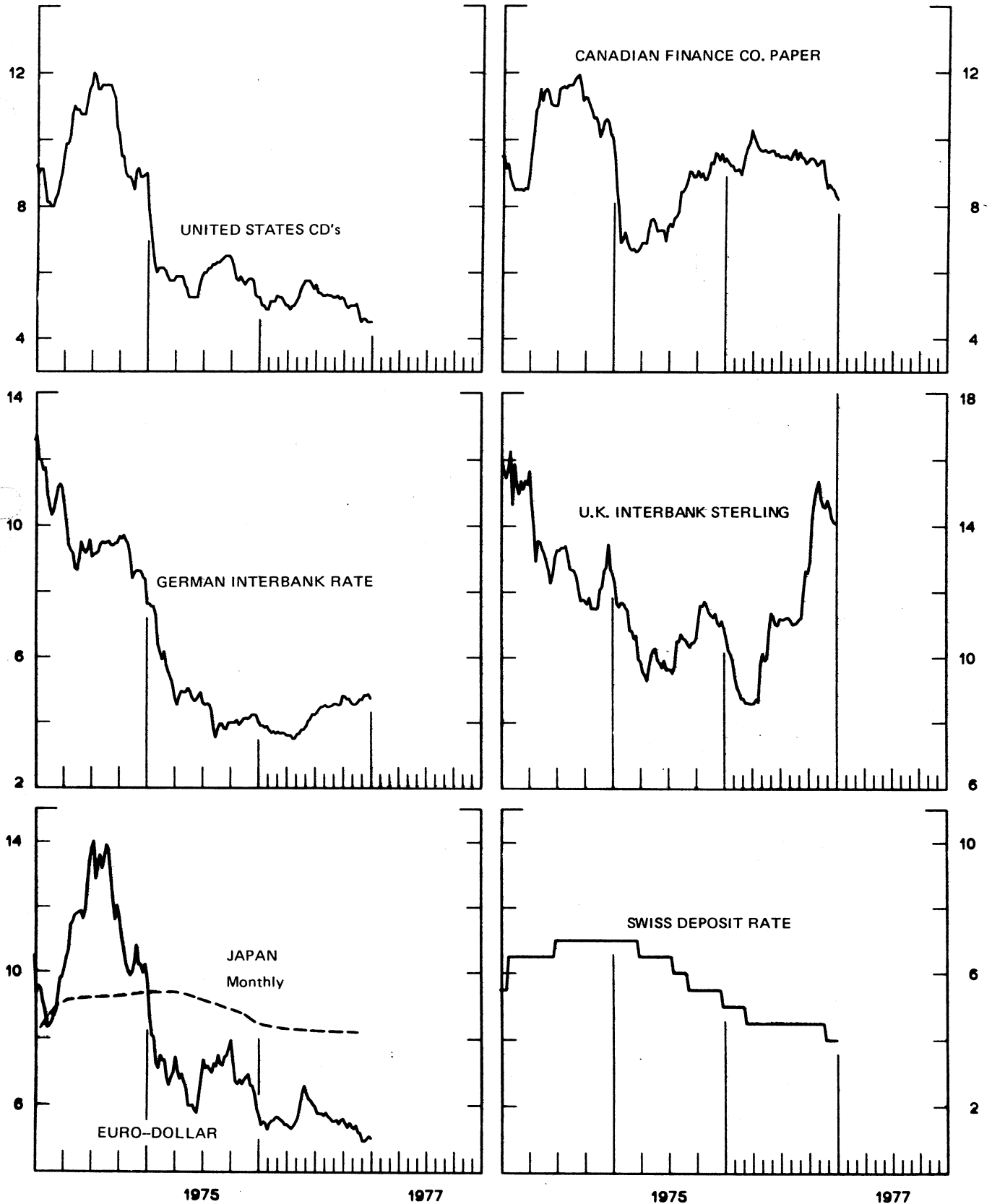


Chart 6
EURO-DOLLAR DEPOSIT RATES London
AVERAGES FOR WEEK ENDING WEDNESDAY

PER CENT PER ANNUM

PER CENT PER ANNUM

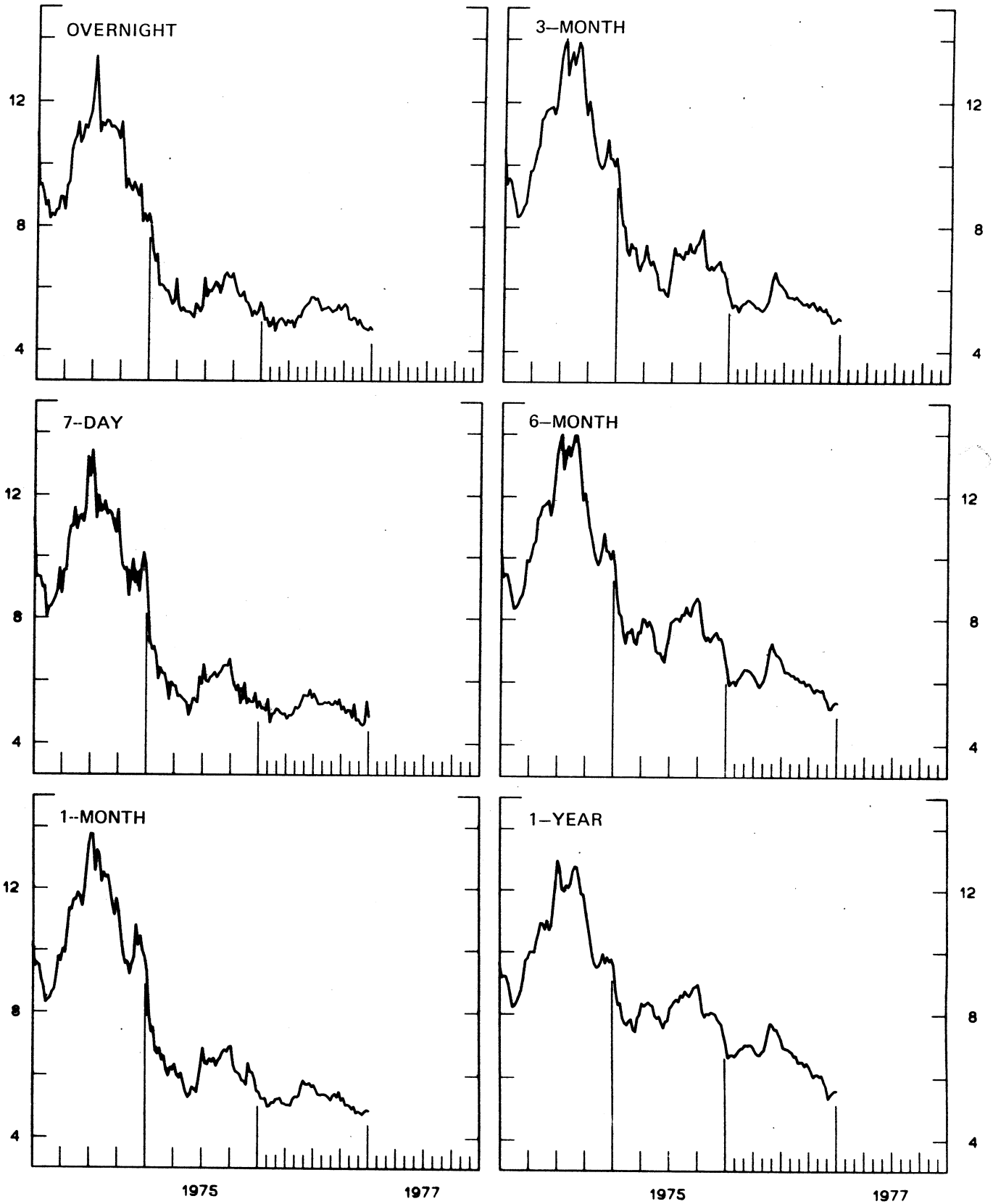
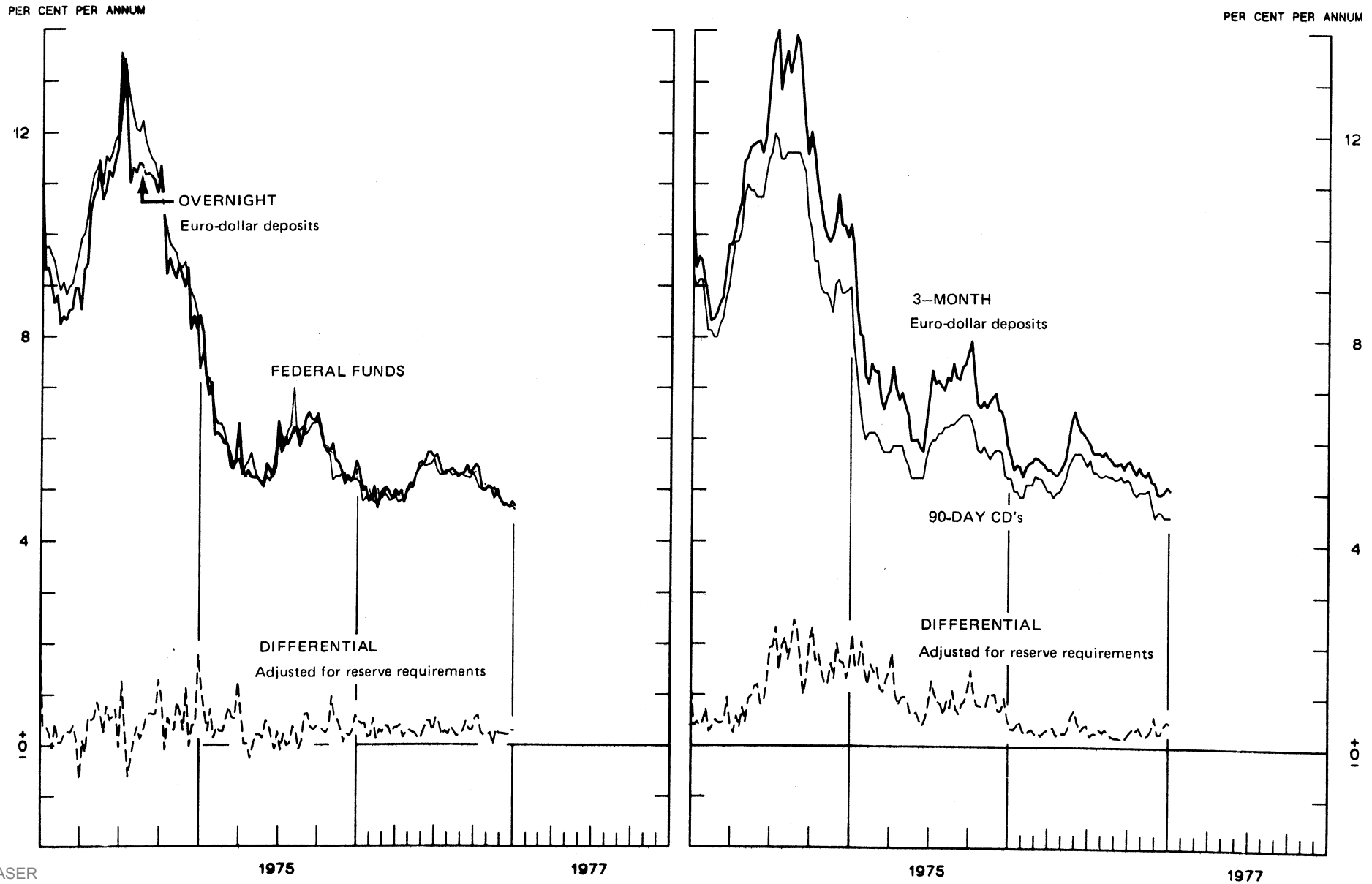


Chart 7
SELECTED EURO-DOLLAR AND U.S. MONEY MARKET RATES
 AVERAGES FOR WEEK ENDING WEDNESDAY



INTEREST ARBITRAGE: 3-MONTH FUNDS

AVERAGES FOR WEEK ENDING WEDNESDAY

DIFFERENTIAL: PLUS(+), INDICATES FAVOR DOLLAR ASSETS

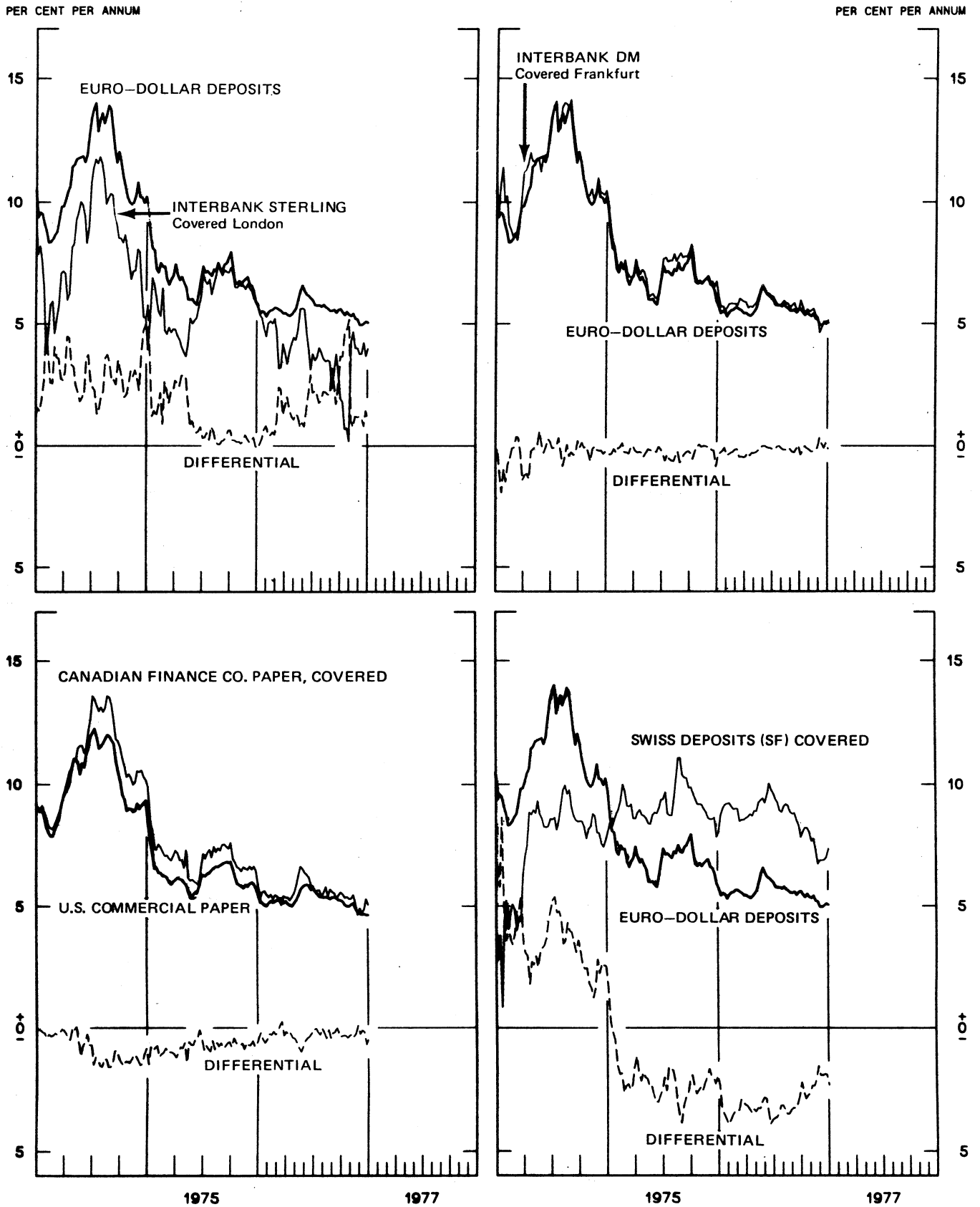


Chart 9
LONG-TERM GOVERNMENT BOND YIELDS
 WEEKLY SERIES

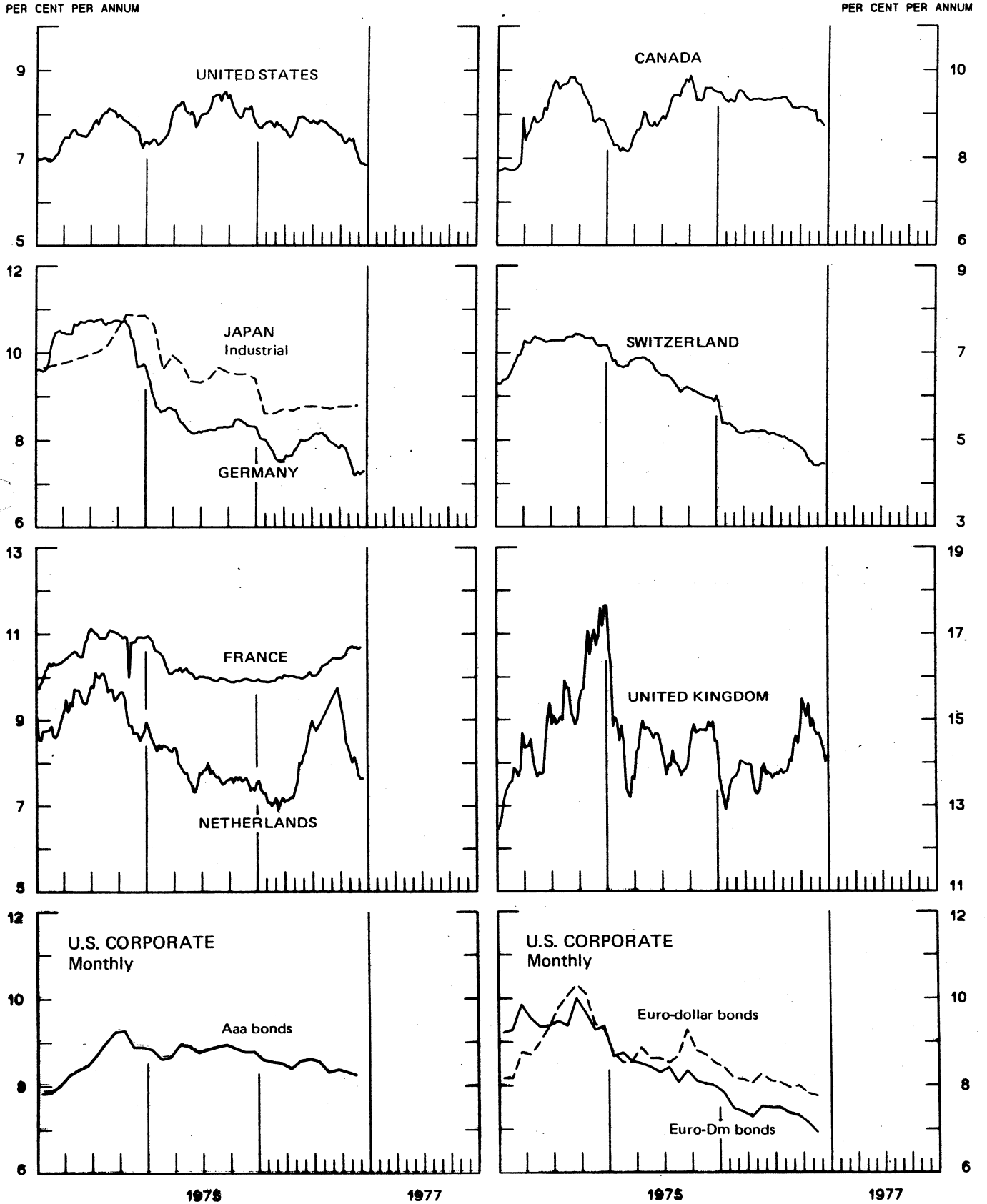
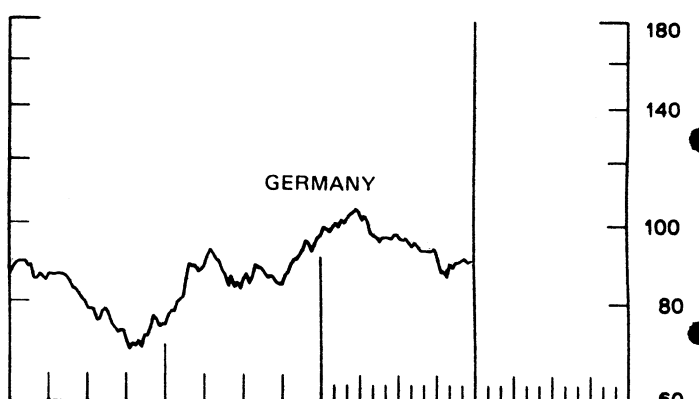
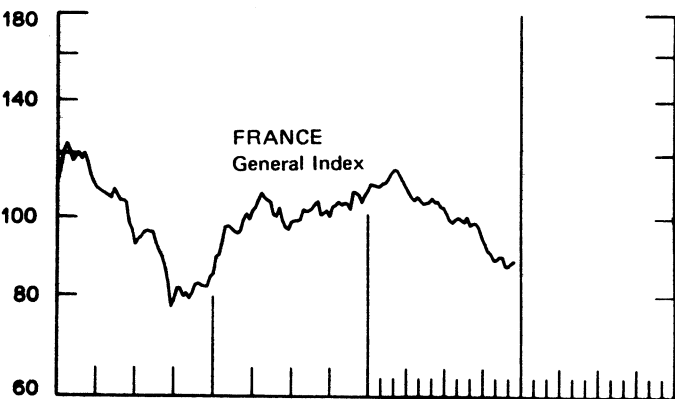
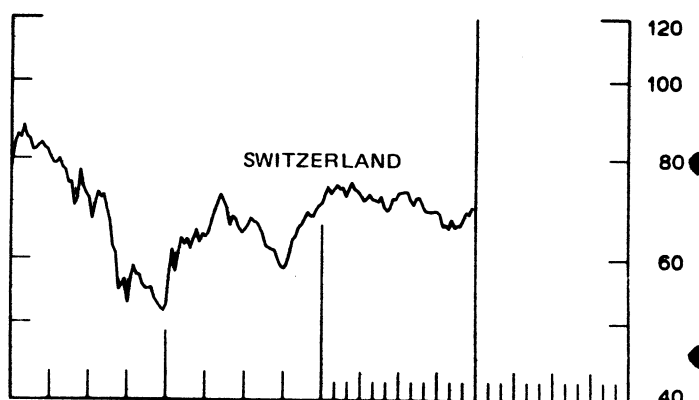
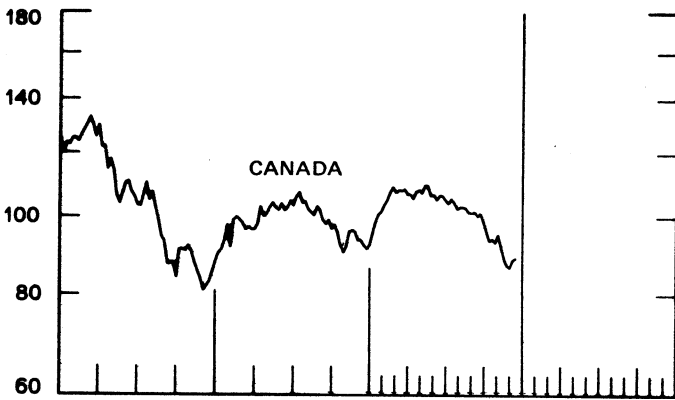
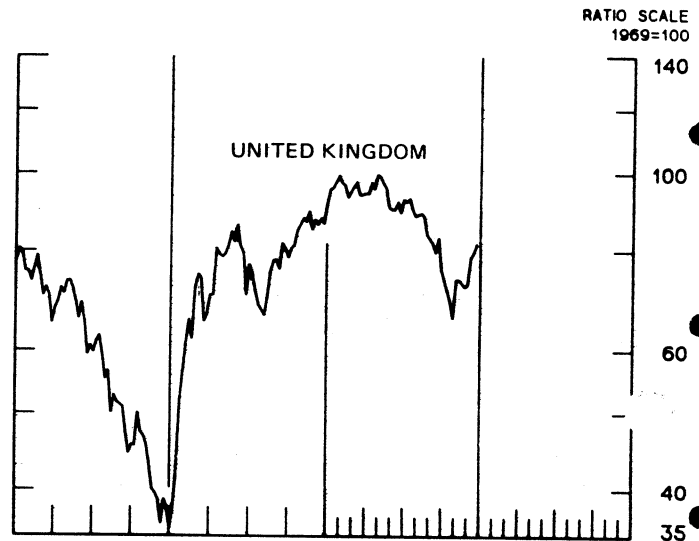
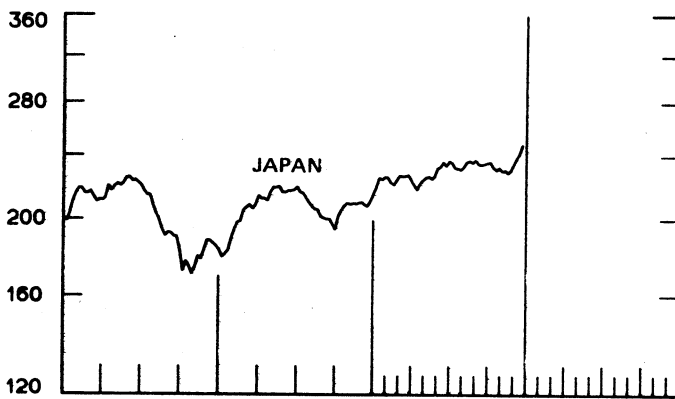
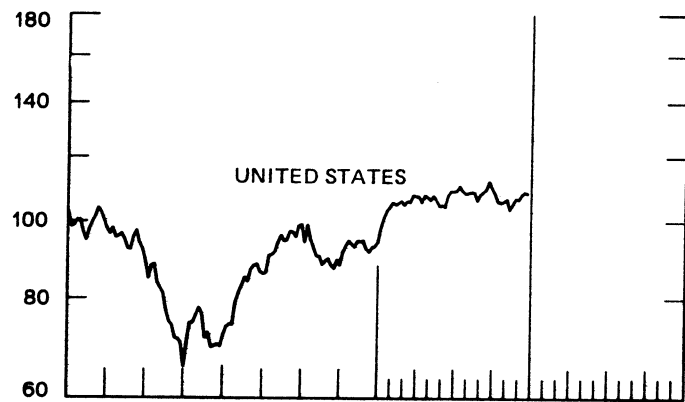


Chart 10
INDUSTRIAL STOCK INDEXES
 WEEKLY SERIES

RATIO SCALE
 1969=100



1975

1977

1975

1977

RATIO SCALE
 1969=100

140

100

60

40

35

120

100

80

60

40

180

140

100

80

60

SERIES NAME

LAST VALUE PLOTTED
DATE VALUE

CHART 1. SPOT EXCHANGE RATES

U.S. DOLLAR, WEIGHTED AVERAGE	JAN. 5	89.73
JAPANESE YEN	JAN. 5	123.07
GERMAN MARK	JAN. 5	155.63
DUTCH GUILDER	JAN. 5	147.81
U.K. POUND	JAN. 5	71.03
CANADIAN DOLLAR	JAN. 5	107.34
FRENCH FRANC	JAN. 5	112.24
SWISS FRANC	JAN. 5	178.77
BELGIAN FRANC	JAN. 5	139.45
ITALIAN LIRA	JAN. 5	71.47

CHART 2. 3-MONTH FORWARD EXCHANGE RATES

CANADIAN DOLLAR	JAN. 5	-3.14
U.K. POUND	JAN. 5	-10.11
GERMAN MARK	JAN. 5	0.42
FRENCH FRANC	JAN. 5	-7.48
SWISS FRANC	JAN. 5	3.37
DUTCH GUILDER	JAN. 5	-1.23
JAPANESE YEN	JAN. 5	-1.08

CHART 3. GOLD PRICE IN LONDON

U.S. DOLLAR PER FINE OUNCE	JAN. 5	134.50
----------------------------	--------	--------

CHART 4. CALL MONEY RATES

U.S. FEDERAL FUNDS	JAN. 5	4.59
OVERNIGHT EURO-DOLLAR DEPOSITS	JAN. 5	4.67
U.K. 2-DAY LOCAL AUTHORITY DEPOSITS	JAN. 7	14.75
CANADA	DEC. 17	8.75
GERMANY	JAN. 7	4.50
EURO-DM	DEC. 24	5.50
JAPAN	JAN. 7	7.00
FRANCE	JAN. 7	9.75
NETHERLANDS	DEC. 31	6.20
EURO-SWISS FRANC	DEC. 24	1.42

CHART 5. 3-MONTH INTEREST RATES

U.S. CD'S (60-89 DAYS)	JAN. 5	4.50
GERMAN INTERBANK LOAN	JAN. 5	4.74
JAPANESE COMPOSITE LOAN	NOV.	8.19
EURO-DOLLAR DEPOSIT	JAN. 5	5.03
CANADIAN FINANCE COMPANY PAPER	JAN. 5	8.21
INTERBANK STERLING	JAN. 5	14.08
SWISS DEPOSIT	JAN. 5	4.00

LAST VALUE PLOTTED
DATE VALUE

SERIES NAME

CHART 6. EURO-DOLLAR DEPOSIT RATES: LONDON

OVERNIGHT	JAN.	5	4.67
7-DAY	JAN.	5	4.84
1-MONTH	JAN.	5	4.88
3-MONTH	JAN.	5	5.03
6-MONTH	JAN.	5	5.34
1-YEAR	JAN.	5	5.61

CHART 7. SELECTED EURO-DOLLAR AND U.S. MONEY MARKET RATES

OVERNIGHT EURO-DOLLAR DEPOSITS	JAN.	5	4.67
U.S. FEDERAL FUNDS	JAN.	5	4.59
DIFFERENTIAL ADJ. FOR RESERVE REQUIREMENTS	JAN.	5	0.28
3-MONTH EURO-DOLLAR DEPOSIT RATE	JAN.	5	5.03
U.S. CD'S (60-89 DAYS)	JAN.	5	4.50
DIFFERENTIAL ADJ. FOR RESERVE REQUIREMENTS	JAN.	5	0.48

CHART 8. INTEREST ARBITRAGE, 3-MONTH FUNDS

EURO-DOLLAR DEPOSIT	JAN.	5	5.03
INTERBANK STERLING (LONDON), COVERED	JAN.	5	3.98
DIFFERENTIAL	JAN.	5	1.05
U.S. COMMERCIAL PAPER	JAN.	5	4.63
CANADIAN FINANCE CO. PAPER, COVERED	JAN.	5	5.06
DIFFERENTIAL	JAN.	5	-0.43
EURO-DOLLAR DEPOSIT	JAN.	5	5.03
INTERBANK DM (FRANKFURT), COVERED	JAN.	5	5.16
DIFFERENTIAL	JAN.	5	-0.12
EURO-DOLLAR DEPOSIT	JAN.	5	5.03
SWISS DEPOSIT (SF), COVERED	JAN.	5	7.37
DIFFERENTIAL	JAN.	5	-2.33

SERIES NAME

LAST VALUE PLOTTED
DATE VALUE

CHART 9. LONG TERM GOVERNMENT BOND YIELDS

UNITED STATES	DEC. 31	6.87
GERMANY	DEC. 31	7.26
JAPAN (MONTHLY)	DEC.	8.73
SWITZERLAND	DEC. 31	4.42
CANADA	DEC. 17	8.73
FRANCE	DEC. 10	10.70
NETHERLANDS	DEC. 31	7.43
UNITED KINGDOM	DEC. 31	13.82

U.S. CORPORATE

AAA BONDS	DEC.	7.98
EURO-DM BONDS	NOV.	6.93
EURO-DOLLAR BONDS	NOV.	7.76

CHART 10. INDUSTRIAL STOCK INDEXES

UNITED STATES	DEC. 31	110.78
JAPAN	DEC. 24	247.67
CANADA	DEC. 17	88.97
FRANCE	DEC. 17	88.49
UNITED KINGDOM	DEC. 24	81.80
SWITZERLAND	DEC. 24	69.69
GERMANY	DEC. 24	90.39



FEDERAL RESERVE

statistical release

H.10

JANUARY 11, 1977

FOREIGN EXCHANGE RATES

FOR THE WEEK ENDING JANUARY 7, 1977

The Board of Governors of the Federal Reserve System is advised that the Federal Reserve Bank of New York has certified for customs purposes the following noon buying rate in New York City for cable transfers payable in foreign currencies:

COUNTRY	MONETARY UNIT	(RATE U.S. CENTS)				
		JAN. 3	JAN. 4	JAN. 5	JAN. 6	JAN. 7
AUSTRALIA	DOLLAR	109.0000	108.5000	108.6800	108.5600	108.6000
AUSTRIA	SCHILLING	5.99000	6.01000	5.99000	5.98000	5.97000
BELGIUM	FRANC	2.79230	2.79700	2.78700	2.78500	2.75330
CANADA	DOLLAR	99.2600	99.5100	99.8100	99.7200	99.5200
DENMARK	KRONE	17.3600	17.3400	17.2200	17.2200	17.1900
FINLAND	MARKKA	26.5900	26.6500	26.6200	26.6200	26.6200
FRANCE	FRANC	20.2500	20.2800	20.2200	20.1600	20.1300
GERMANY	D. MARK	42.6700	42.6200	42.5400	42.4300	42.2800
INDIA	RUPEE	11.2000	11.2000	11.2000	11.2000	11.2000
IRELAND	POUND	170.4000	170.8500	171.0700	170.5500	170.6000
ITALY	LIRA	0.11440	0.11430	0.11430	0.11410	0.11420
JAPAN	YEN	0.34190	0.34280	0.34210	0.34140	0.34150
MALAYSIA	DOLLAR	39.4700	39.6400	39.6100	39.5900	39.5800
MEXICO	PESO	4.9800	5.0000	5.0000	5.0000	4.9900
NETHERLANDS	GUILDER	40.9700	40.9300	40.8600	40.7400	40.4700
NEW ZEALAND	DOLLAR	94.9000	94.9000	94.8600	94.8700	95.0000
NORWAY	KRONE	19.4100	19.4000	19.3400	19.3300	19.2700
PORTUGAL	ESCUDO	3.1800	3.1800	3.1800	3.1700	3.1600
SOUTH AFRICA	RAND	115.0000	115.0000	115.0000	115.0000	115.0000
SPAIN	PESATA	1.4656	1.4661	1.4654	1.4641	1.4624
SRI LANKA	RUPEE	11.4000	11.4000	11.4000	11.4000	11.4000
SWEDEN	KRONA	24.3800	24.3500	24.2100	24.2100	24.1300
SWITZERLAND	FRANC	40.9500	40.8900	40.7900	40.7200	40.5900
UNITED KINGDOM	POUND	170.4000	170.8500	171.0700	170.5500	170.6000